

**BOARD OF WATER SUPPLY
KA 'OIHANA WAI
CITY AND COUNTY OF HONOLULU**

630 SOUTH BERETANIA STREET • HONOLULU, HAWAII 96843
Phone: (808) 748-5000 • www.boardofwatersupply.com

RICK BLANGIARDI
MAYOR
MEIA

ERNEST Y. W. LAU, P.E.
MANAGER AND CHIEF ENGINEER
MANAKIA A ME KAHU WILIKI

ERWIN KAWATA
DEPUTY MANAGER
HOPE MANAKIA



NĀ'ĀLEHU ANTHONY, Chair
JONATHAN KANESHIRO, Vice Chair
LANCE WILHELM
JEFFREY LAUPOLA
DARIAN CHUN
EDWIN H. SNIFFEN, Ex-Officio
GENE C. ALBANO, P.E., Ex-Officio

May 19, 2026

NOTICE

The Board of Water Supply, City and County of Honolulu, Public Hearing and Regular Meeting will be held on Tuesday, May 26, 2026 at 2:00 p.m. in the Boardroom, Public Service Building, 630 South Beretania Street, Honolulu, HI 96843.

Limited seating will be available for in-person testifiers in the Boardroom. The public may also view the livestream of the meeting from the lobby of the Board of Water Supply, Public Service Building, 630 South Beretania Street, Honolulu, HI 96843.

Public parking for this meeting is available in the Public Service Building customer parking lot.

TESTIMONY

Testimony may be submitted as follows:

- **Written testimony** should include the submitter's address, email address, and phone number. Testimony should be received by Tuesday, May 26, 2026, at noon. Submit written testimony by:
 - Email to board@hbws.org
 - Online at boardofwatersupply.com/testimony
 - Mail to Board of Water Supply, 630 South Beretania Street, Honolulu, HI 96843
 - Fax to (808) 748-5079
- **Oral testimony** will be accepted remotely and in person during the meeting. Pre-registration is encouraged to facilitate as much remote and in-person testimony as reasonably possible during the time allotted. Testifiers should also consider submitting a written version of their oral testimony.
 - To testify remotely by phone or video using the Zoom videoconferencing platform, please submit your request by:
 - Email to board@hbws.org
 - Online at boardofwatersupply.com/testimonyZoom registration instructions, as well as participant guidelines, will be sent to the contact information provided. Once confirmed as registered, testifiers will receive an email containing the links and instructions to join the Zoom session. Submit your request to testify remotely by Friday, May 22, 2026, at noon.
 - To testify in person at the Board of Water Supply, Public Service Building, 630 South Beretania Street, Honolulu, HI 96843, please pre-register by submitting your request by Tuesday, May 26, 2026:
 - Email to board@hbws.org
 - Online at boardofwatersupply.com/testimony

In-person testifiers should check in with building security and then with testimony staff located in the lobby. Testifiers will be escorted to and from the Board Room. On-site registration will be available for walk-in requests.

Testimony is limited to two (2) minutes and shall be presented by the registered speaker only. Testimony submitted in writing or orally, electronically or in person, for use in the meeting process is public information. All testimony will be included as part of the approved meeting minutes at boardofwatersupply.com/boardmeetings.

MATERIALS AVAILABLE FOR INSPECTION

Meeting materials ("board packet" under HRS §92-7.5) are accessible at www.boardofwatersupply.com/boardmeetings.

VIEWING THE MEETING

The meeting will be viewable via live streaming on the BWS website: www.boardofwatersupply.com/live. Video will appear on screen. You may have to click the arrow on video to start it. You may have to unmute audio, as muted audio tends to be the default setting.

SPECIAL REQUESTS AND ACCOMMODATIONS

If you require special assistance, an auxiliary aid or service, and/or an accommodation due to a disability to participate in this meeting (i.e., sign language interpreter, interpreter for language other than English, or wheelchair accessibility), please call Joy at (808) 748-5172 or email your request to board@hbws.org **at least three business days prior to the meeting date**. If a response is received after the requested three business days before the meeting date deadline, we will try to obtain the auxiliary aid/service or accommodation, but we cannot guarantee that the request will be filled.

Upon request, this notice is available in alternate formats such as large print, Braille, or electronic copy.

The agenda for May 26, 2026, Public Hearing and Regular Meeting of the Board of Water Supply is as follows:

PUBLIC HEARING

1. Proposed Fiscal Year 2026 – 2027 Operating and Capital Improvement Program Budget for the Board of Water Supply

REGULAR MEETING

ITEMS REQUIRING BOARD ACTION

1. Approval of the Minutes of the Regular Meeting Held on April 27, 2026
2. Approval of the Minutes of the Budget Workshop Held on May 4, 2026
3. Adoption of Resolution No. 1013, 2026, Adopting the Operating and Capital Improvement Program Budget for the Fiscal Year 2026 – 2027 and Appropriating Funds Therefor

ITEMS FOR INFORMATION

1. Update on the Board of Water Supply's Response to the Potential Impacts of the Red Hill Fuel Contamination
2. Status Update of Groundwater Levels at All Index Stations
3. Water Main Repair Report for April 2026

If the need arises with respect to any item on this agenda, Hawai'i Revised Statutes Sections 92-5(a)(4), the Board may consult with its attorneys in executive session on questions and issues pertaining to the Board's powers, duties, privileges, immunities, and/or liabilities relating to that item.

EXECUTIVE SESSION

The Board anticipates convening into Executive Session Pursuant to Hawai'i Revised Statutes Section 92-4 and 92-5 (a)(4) to Consult in a Closed Meeting with the Board's Attorney on Questions and Issues Pertaining to Claims and Other Matters on the Board's Powers, Duties, Privileges, Immunities, and/or Liabilities.

1. Approval of the Minutes of the Executive Session Held on February 23, 2026
2. To Consult with the Board's Attorney on Questions and Issues Pertaining to the Board's Powers, Duties, Privileges, Immunities, and Liabilities Pertaining to Matters Concerning the Evaluation of the Chief Engineer [HRS §92-5(a)(4)]

MINUTES

To watch the recording of this meeting, please click on the following link:
<https://vimeo.com/bwshonolulu/may-26-2026>. Closed captioning is available.

THE PUBLIC HEARING AND REGULAR MEETING OF THE BOARD OF WATER SUPPLY

May 26, 2026

At 2:00 PM on May 26, 2026, in the Public Service Building Board Room at 630 South Beretania Street, Honolulu, Hawai'i, Chair Nā'ālehu Anthony called to order the Public Hearing and Regular Meeting.

Present: Nā'ālehu Anthony, Chair
Jonathan Kaneshiro, Vice Chair via Zoom
Lance Wilhelm, Board Member
Jeffrey Laupola, Board Member
Darian Chun, Board Member
Edwin Sniffen, Ex-Officio
Gene Albano, Ex-Officio

Also Present: Ernest Lau, Manager and Chief Engineer
Erwin Kawata, Deputy Manager
Joyce Le,
Acting Departmental Staff Executive Assistant,
Office of the Manager and Chief Engineer
Jennifer, Elflein Program Administrator,
Customer Care
Kathleen Elliott-Pahinui, Information Officer,
Communications Office
Megan Marumatsu, Acting Executive Assistant I,
Executive Support Office
Daniel Lee, Acting Assistant Program Administrator,
Field Operations Division
Leanne Matsumoto, Waterworks Controller,
Finance Division
Michele Thomas, Executive Assistant I,
Human Resources Office
Jennifer Faler, Program Administrator,
Capital Projects Division
Henderson Nu'uhiwa, Program Administrator,
Information Technology Division
Michael Matsuo, Land Administrator, Land Division
Barry Usagawa, Program Administrator,
Water Resources Division
Marc Chun, Assistant Administrator,
Water Resources Division, via Zoom

Lorin Tyler Wong, Civil Engineer IV,
Field Operations Division
Kelson Lee, Civil Engineer IV,
Water Resources Division
Rhea Quezon, Civil Engineer III
Water Resources Division
Kathy Mitchell, Administrative Services Officer,
Office of the Manager and Chief Engineer,
via Vimeo
Kimberly Kuwaye, Manager's Secretary
Joy Cruz-Achiu, Board Secretary
Stella Bernardo, Information Specialist II,
Communications Office via Zoom
Michele Harman, Community Relations Specialist I,
Communications Office via Zoom
Wayne Maria, Information Specialist II,
Communications Office

Others Present: Jessica Wong, Deputy Corporation Counsel
via Zoom

Chair Nā'ālehu Anthony opened the Board meeting with an 'olelo no'eau:

Aloha mai kākou e nā hoa makamaka mai ka lā hiki a ka lā kau. Welina nui me ke aloha!

Mahalo nui no kēia 'ākoakoa 'ana o kākou no ka pono o ka lāhui, no ka pono o ka 'āina, a no ka pono o ka wai nō ho'i. Eia he mana'o mai ka wahine e kakau ka puke 'ōlelo no'eau e kālele ana i ke ko'iko'i o ka wai a me ka 'aina kekahi.

Chair Anthony translated the 'olelo no'eau: Aloha from the rising to the setting sun. Thank you all for coming together today for the people, the land, and the water. Here is a short Hawaiian Proverb that helps us remember the importance of fresh water and land.

'Ōlelo: E 'ai i kekahi, e kapi kekahi.

Chair Anthony translated 'ōlelo: Eat some, salt some.

Chair shared this 'ōlelo in honor of those graduating this year – Eat some now and save some for another time.

Chair Anthony welcomed everyone to the May 26, 2026, Public Hearing and Regular Meeting of the Board of Water Supply (BWS). He stated that the Board of Water Supply is dedicated to providing safe, dependable, and affordable supply of water now and into the future.

Before continuing the meeting, Chair Anthony stated that a recording would play to share reminders for public participation and virtual meeting regulations required by law.

The recording played: Goals for this meeting under Hawai'i Revised Statutes, Section 92-7.5 are accessible at www.boardofwatersupply.com/boardmeeting. The Public may attend this meeting in person at the Public Service building located at 630 South Beretania Street. The Public may also view a live stream of today's meeting on our website at www.boardofwatersupply.com/live. We have been accepting written or oral testimony for today's meeting. Instructions and an online submittal form are available at boardofwatersupply.com/testimony. The deadline to submit advance written testimony has passed. Testimony received by noon today has been distributed to the board members. We will continue to accept written testimony today through our online form. Oral testimony in person or remotely will be accepted during today's meeting. To facilitate as much in-person and remote testimony as reasonably possible during the time allotted, preregistration and submittal of a written version of testimony at boardofwatersupply.com/testimony is strongly encouraged. To testify in person, please register using our online form or come to the public service building at 630 South Beretania Street. We have a representative in the lobby to provide intake and further instructions. To request to testify remotely, please complete the online form at boardofwatersupply.com/testimony. Requestors will receive an email containing links and instructions on how to join the Zoom session. Testifiers will have two minutes to state their position. A timekeeper will alert testifiers when there is one minute remaining. Once the two minutes are up, please summarize to allow time for questions from the Board. Then, make room for the next testifier. Board members attending any board meeting remotely must be visible to the Public to be considered, present, and meet quorum guidelines. Board members participating remotely must also disclose their location and anyone present at their location during roll call. Meeting participants who are calling or video conferencing in, please mute your microphone when you're not speaking. If you have a question, comment, or wish to enter or second a motion on an action item, please unmute your

microphone and identify yourself before continuing to speak. If you encounter technical issues during today's meeting, please use the Zoom chat to send a direct message to our support team. Their names are listed in the message to all participants. To open the chat window, please click the text Bubble icon on the Zoom Toolbar.

Chair Anthony requested a roll call for the Regular Meeting. Joining via Zoom, Vice Chair Jonathan Kaneshiro responded, aye. In the Board room, Board Member Lance Wilhelm responded "e'o"; Board Member Jeffrey Laupola responded aye; Board Member Darian Chun responded aye; Board Member Edwin Sniffen responded aye; and Board Member Gene Albano responded aye. Chair Nā'ālehu Anthony was also present in the Board room.

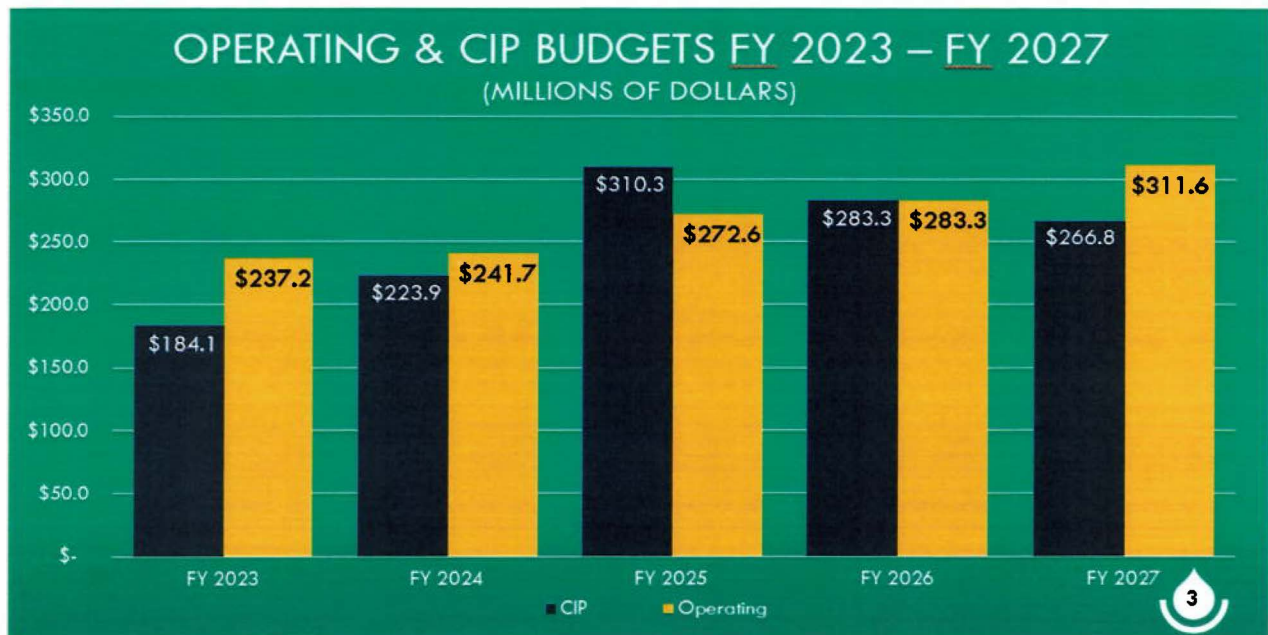
Chair Anthony introduced those in the Boardroom: Manager Ernest Lau, Deputy Manager Erwin Kawata, Board Secretary Joy L. Cruz-Achiu, Manager Secretary Kimberly Kuwaye, and Information Specialist II Wayne Maria. City and County Corporation Counsel Deputy Jessica Wong joined via Zoom.

PUBLIC HEARING

Ms. Megan Muramatsu explained that she would present a summary of the entire BWS Operating and Capital Improvement Program (CIP) Budget, and Ms. Faler would present the CIP.

Ms. Muramatsu stated that the Operating Budgets have consistently increased over the years due to rising operating costs. The Fiscal Year 2027 BWS Operating Budget is proposed at \$311.6 million (M) an increase of 10% from Fiscal Year 2026, primarily due to rising costs in materials, supplies, and services (MS&S), fixed charges, and CIP driven by factors such as tariffs, instability in the Middle East, supply chain disruptions, and the March 2026 Kona Low storm recovery efforts.

Ms. Muramatsu stated that the CIP Budget continues to increase as the BWS works to repair, replace, and invest in its existing infrastructure. However, the BWS's Fiscal Year 2027 CIP Budget is \$266.8M, a 5.8% decrease from Fiscal Year 2026. The decrease reflects the BWS's focus on completing existing projects.



Ms. Muramatsu shared that the proposed Operating Fund Budget is based on total operating fund resources of \$490M, consisting of the beginning fund balance, revenues, and prior lapses and adjustments. The BWS continues to work diligently to maintain a safe and reliable water service, while carrying a carryover balance in line with the Board's priorities to ensure sufficient funds are available to execute its mission. The Fiscal Year 2027 operating budget reflects an 8.5% increase, driven by higher expenses and the strategic use of the Operating Fund amid more expensive borrowing. The result is a projected fund balance or carryover of \$58M.

OPERATING FUND RESOURCES AND EXPENDITURES (MILLIONS OF DOLLARS)

	FY 2025 - Actual	FY 2026 - Adopted	FY 2027 - Proposed
	Actual Budget	Adopted Budget	Proposed Budget
Beginning Balance	\$96.2	\$82.0	\$135.0
Revenues	\$321.1	\$333.0	\$355.6
Lapses/ Adjustments	\$2.2	\$0.0	\$0.0
Total Resources	\$419.4	\$415.0	\$490.6
Operating Expenditures	\$231.4	\$283.3	\$311.6
Capital Improvement Program	\$61.1	\$79.1	\$121.0
Total Expenditures	\$292.5	\$362.4	\$432.6
Ending Balance	\$127.0	\$52.6	\$58.0



Ms. Muramatsu shared that the major driver of the operating fund increases in Fiscal Year 2027 is the operating-funded CIP, which increased by \$21M since Fiscal Year 2026. As the BWS continues its efforts to grow its CIP, it will mix its financing between bond and operating funds due to higher borrowing interest rates and utilize alternative financing through State Revolving Fund (SRF) loans, Water Infrastructure Finance and Innovative Act (WIFIA) loans, and grants.

Ms. Muramatsu continued by sharing highlights and changes to the Operating and CIP budgets from the previous fiscal year, noting that the Fiscal Year 2027 projected operating fund revenues increased by 6.8% and operating fund expenditures increased by 10%.

OPERATING FUND REVENUE & EXPENDITURE SUMMARY (MILLIONS OF DOLLARS)

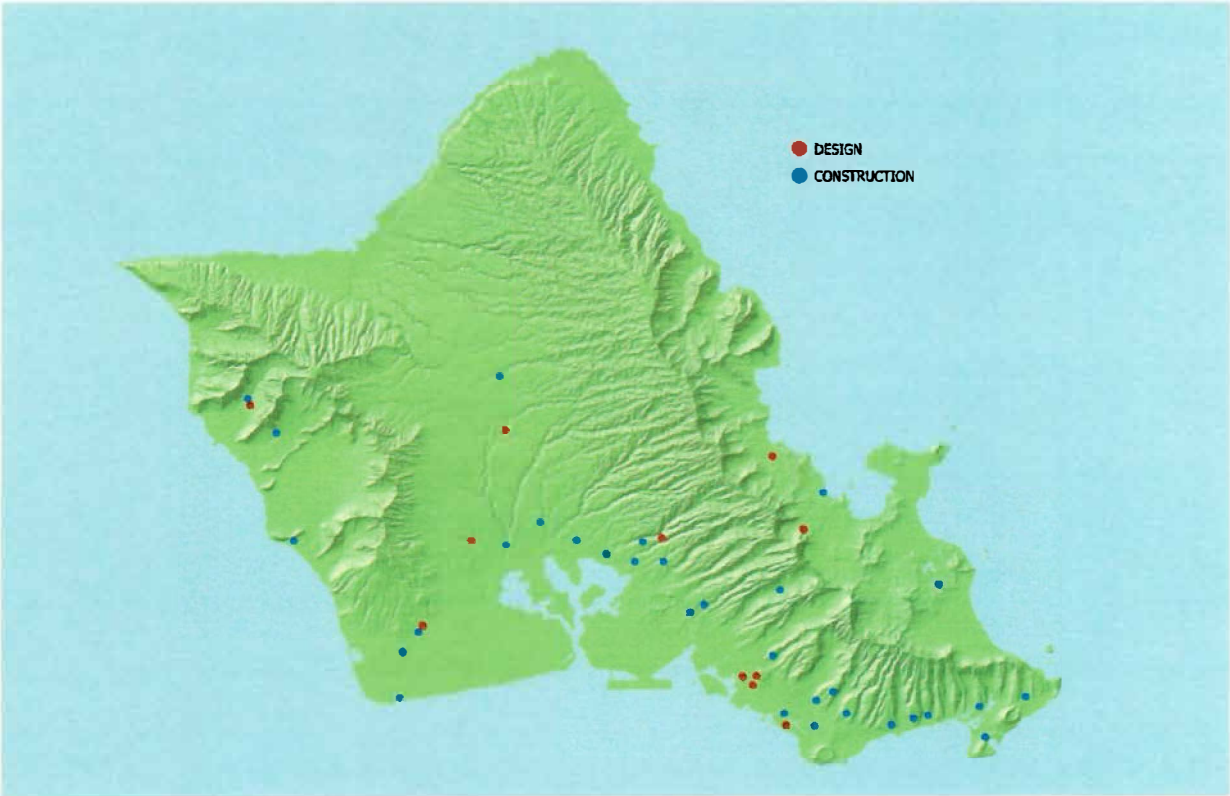
	FY 2026	FY 2027	Change	
	Adopted	Proposed	\$ Mil.	%
Revenues	\$333.0	\$355.6	\$22.6	6.8%
Total Operating Expenditures	\$283.3	\$311.6	\$28.3	10.0%



Ms. Muramatsu introduced Ms. Jennifer Faler, Program Administrator of the Capital Projects Division, to share more details on the CIP Budget.

Ms. Jennifer Faler stated that the annual CIP ensures the BWS achieves its vision and mission, "Water for Life." Providing safe, dependable, and affordable water now and into the future. The Capital Projects Division compiles the annual program and includes projects from all divisions and staff offices. The proposed CIP supports the Department's vision and mission and aligns with the goals and objectives of each Division to support the Water Master Plan (WMP), the BWS Strategic Plan, and the six-year long-range CIP. The CIP carefully balances the water system's needs by providing safe, reliable water service while managing assets and funding cost-effectively.

Ms. Faler shared a map with approximate locations of various new design and construction projects. She stated that the CIP comprises three project categories and their budgeted amounts. Research and Development: \$24.6M; Renewal and Replacement: \$184.8M; and Capacity Expansion: \$14.4M.



Ms. Faler expressed thanks for the Board's support of the change to the Budget Resolution, which allows the BWS to authorize non-operated funded CIP funds for 24 months of flexibility, instead of 12 months, giving the BWS additional time to obtain the necessary permits before awarding a project and the opportunity to use diversified financing.

Ms. Muramatsu shared that the CIP Budget includes operating funds and other diversified funding sources, including the SRF loans, Special Expendable Funds, and the Improvement Fund, totaling \$266.8M. She noted that, since the non-operating fund CIP was approved for 24

months, the Fiscal Year 2026 budgeted \$63 M in the Water Infrastructure Finance and Innovation Act (WIFIA) for the Kalaeloa Desalination Facility was neither rebudgeted nor included in the Fiscal Year 2027 Budget.

CAPITAL IMPROVEMENT PROGRAM BUDGET FY 2027 IN MILLIONS OF DOLLARS

Category	Operating Fund	State Revolving Fund	Special Expendable Fund	Improvement Fund	Total
I. Research & Development	24.6	0.0	0.0	0.0	24.6
II. Renewal & Replacement	70.6	114.2	0.0	0.0	184.8
III. Capacity Expansion	2.4	0.0	12.0	0.0	14.4
Subtotal	97.6	114.2	12.0	0.0	223.8
Construction Cost Index	6.6	11.3	1.2	0.0	19.1
Contract Adjustment	16.8	1.3	1.3	4.6	24.0
Total	121.0	126.8	14.5	4.6	266.8



In conclusion, Ms. Muramatsu presented the Fiscal Year 2027 Operating and CIP Budget Summary totaling \$578.4 M.

FY 2027 BUDGET SUMMARY

	Operating Fund	State Revolving Fund	Special Expendable Fund	Improvement Fund	Total
Operating Budget	\$ 311,625,754	\$ -	\$ -	\$ -	\$ 311,625,754
Capital Improvement Program Budget	\$ 120,985,000	\$ 126,825,000	\$ 14,450,000	\$ 4,550,000	\$ 266,810,000
Total - All Funds	\$ 432,610,754	\$ 126,825,000	\$ 14,450,000	\$ 4,550,000	\$ 578,435,754



Ms. Muramatsu stated that the BWS will remain focused on its vision, "Ka Wai Ola," to ensure safe water drinking water will continue to comply with all drinking water regulations, including the new rules related to per- and polyfluorakyl substances (PFAS), lead, and copper, and work to ensure that the Red Hill crisis does not impact the BWS and ratepayers through continued testing, monitoring, and developing new wells. To ensure a reliable water supply, the BWS will continue updating its Water Master Plan to guide the implementation of high-priority projects. To provide affordable water, the BWS will maintain strong financial management practices, exercise fiscal prudence, and seek federal and state government funding where available.

Chair Anthony commented that, before the BWS raised its rates, discussions across different agencies were held about rate increases due to the power rate increase that would be implemented. He asked what the 8% BWS rate increase for an average home is equivalent to on a water bill.

Manager Ernest Lau responded that a single-family home uses an average of 9,000 gallons of water per month. On July 1, 2025, the monthly bill was approximately \$77.69; however, on July 1, 2026, the monthly water bill would increase to about \$84.14, about \$6.00 per month more.

Chair Anthony compared the monthly increase to the costs of Starbucks coffee.

Manager Lau stated that the Board approved BWS's rate increase, which would be applied in increments over time.

Chair Anthony stated that the percentage increases were set below 10%

Ms. Muramatsu confirmed that the incremental percentage rate increases were below 10%.

Manager Lau stated that the BWS will closely monitor power costs, as there are indications of rising electricity costs, with fuel prices already having increased significantly. He stated that the BWS monitors its revenue; therefore, if costs exceed its budget, the BWS will need to tighten its belt and explore cost savings.

Chair Anthony commented that it is important to note that the money the BWS obtains through borrowing or from ratepayers is applied to costs; therefore, understanding how to balance its burdens is crucial. He expressed appreciation for the staff's mindfulness in budgeting.

Board Member Gene Albano inquired whether the BWS is moving away from diesel fuel despite rising electricity costs.

Manager Lau replied that electrification of the fleet is a target.

Board Member Albano asked where the BWS is with electrification.

Manager Lau responded that BWS is acquiring more hybrids than total electric vehicles (EVs), which may require BWS to build/install EV charging infrastructure. The BWS will have to look into how it can be planned.

Chair Anthony mentioned Hawaiian Electric Company's (HECO) response to the Lahaina wildfire and how it prompted HECO to take preventive measures. Thus, the BWS needs its pumping facilities to remain operational at all times; therefore, diesel may be a near-term solution while the BWS explores renewable energy and funding options.

Manager Lau shared that the BWS IT division is working to identify a pump station capable of accommodating a large, high-horsepower pump for renewable energy. He agreed with Chair Anthony that a diesel generator is probably the only near-term solution for larger sites. For telemetry, control, and security systems that use power, they can be migrated to an off-grid configuration. Manager Lau commented that, after the Lahaina wildfire, he understands why HECO has made public safety paramount, while reliability has become secondary. The BWS is learning that to become resilient, it must be able to operate with commercial power disruption, and use renewable power, solar, and battery, while pursuing more generators, and building backup power infrastructure and facilities.

Chair Anthony commented that the BWS's footprint is quite significant. If the BWS could disconnect from HECO's grid, it would help minimize its bill and support HECO's expansion.

Manager Lau shared that the BWS has 180-plus pumping stations around the island; however, it is a challenge, as the BWS does not have 180 generators, nor the maintenance or support to balance reliability and affordability for ratepayers. Therefore, the BWS is taking strategic steps to expand its generator inventory to benefit as many customers as possible during a disaster, especially critical services such as hospitals. The BWS seeks as many hazard mitigation grants as possible, such as those following a presidentially declared disaster, which would dedicate a portion of its funding to mitigation. If granted, the BWS would be responsible for only 25% of the generator's cost; the remaining 75% would be funded by the Federal Emergency Management Agency (FEMA). He shared that the BWS had the opportunity to meet with the FEMA Regional Administrator for Region 9, Mr. Robert "Bob" Fenton, who was impressed with the BWS's backup power plans. Since meeting Mr. Fenton, FEMA has deployed over 50 generators and stormwater tanks to assist Hawai'i during its disasters. Although the generators are not owned by BWS, the BWS can normally rely on FEMA's support.

Chair Anthony shared that Mr. Fenton had been promoted and appointed as FEMA's head.

Manager Lau congratulated Mr. Fenton on his promotion. He commented that he has a great team, including Mr. Hiro Toiya, who joined from the City and County of Honolulu's Department of Emergency Management.

Chair Anthony commented that Mr. Fenton was on vacation in Maui when the Lahaina wildfires occurred and decided to stay, which is useful, as he has some understanding of what Hawai'i is about.

NOTICE OF PUBLIC HEARING

NOTICE IS HEREBY GIVEN that the BOARD OF WATER SUPPLY (BWS), CITY AND COUNTY OF HONOLULU, will hold a PUBLIC HEARING in the Board Room, Public Service Building, 630 South Beretania Street, on Tuesday, May 26, 2026, at 2:00 p.m. or soon thereafter, where all interested persons shall be afforded the opportunity of being heard on the adoption of the Proposed to the Fiscal Year (FY) 2027 Operating and Capital Improvement Program Budget of the Board of Water Supply, beginning July 1, 2026, and ending June 30, 2027.

Limited seating will be available for in-person testifiers in the Board Room. The public may also view the livestream of the meeting from the lobby of the Board of Water Supply, Public Service Building, 630 S. Beretania St., Honolulu, HI 96843.

TESTIMONY CAN BE SUBMITTED AS FOLLOWS:

- Written testimony should include the submitter's address, email address, and phone number. Testimony should be received by Tuesday, May 26, 2026, at noon. Submit written testimony by:
 - Email to board@hbws.org
 - Online at boardofwatersupply.com/testimony
 - Mail to Board of Water Supply, 630 S. Beretania St., Honolulu, HI 96843
 - Fax to (808) 748-5079
- Oral testimony will be accepted remotely and in person during the meeting. Pre-registration is encouraged to facilitate as much remote and in-person testimony as reasonably possible during the time allotted. Testifiers should also consider submitting a written version of their oral testimony.
 - To testify remotely by phone or video using the Zoom videoconferencing platform, please submit your request by:
 - Email to board@hbws.org
 - Online at boardofwatersupply.com/testimony

Zoom registration instructions, as well as participant guidelines, will be sent to the contact information provided. Once confirmed as registered, testifiers will receive an email containing the links and instructions to join the Zoom session. Submit your request to testify remotely by Friday, May 22, 2026, at noon.

- To testify in person at the Board of Water Supply, Public Service Building, 630 S. Beretania St., Honolulu, HI 96843, please pre-register by submitting your request by Tuesday, May 26, 2026:
 - Email to board@hbws.org
 - Online at boardofwatersupply.com/testimony

In-person testifiers should check-in with building security and then with testimony staff located in the lobby. Testifiers will be escorted to and from the Board Room. On-site registration will be available for walk-in requests.

Testimony is limited to two (2) minutes and shall be presented by the registered speaker only. Testimony submitted in writing or orally, electronically or in person, for use in the meeting process is public information. All testimony will be included as part of the approved meeting minutes at boardofwatersupply.com/boardmeetings.

MATERIALS AVAILABLE FOR INSPECTION

Meeting materials ("board packet" under HRS Section 92-7.5) are accessible at boardofwatersupply.com/boardmeetings.

VIEWING THE MEETING

The meeting will be viewable via live streaming on the BWS website: boardofwatersupply.com/boardmeetings. Video will appear on screen. You may have to click the arrow on video to start it. You may have to unmute audio as muted audio tends to be the default setting.

SPECIAL REQUESTS AND ACCOMMODATIONS

If you require special assistance, an auxiliary aid or service, and/or an accommodation due to a disability to participate in this meeting (i.e., sign language interpreter; interpreter for language other than English; or wheelchair accessibility), please call (808) 748-5172 or email your request to board@hbws.org at least three (3) business days prior to the meeting date. If a response is received after the requested three (3) business days before the meeting date deadline, we will try to obtain the auxiliary aid/service or accommodation, but we cannot guarantee that request will be filled.

Upon request, this notice is available in alternate formats such as large print, Braille, or electronic copy.

BOARD OF WATER SUPPLY
CITY AND COUNTY OF HONOLULU

(SA1527945 5/15/26)



FY 2027 PUBLIC HEARING

Megan Muramatsu & Jennifer Faler, P.E.
May 26, 2026

boardofwatersupply.com



FY 2027 OPERATING BUDGET AND CAPITAL IMPROVEMENT PROGRAM BUDGET

MEGAN MURAMATSU, EXECUTIVE SUPPORT OFFICE

MAY 26, 2026

WWW.BOARDOFWATERSUPPLY.COM

OPERATING & CIP BUDGETS FY 2023 – FY 2027

(MILLIONS OF DOLLARS)



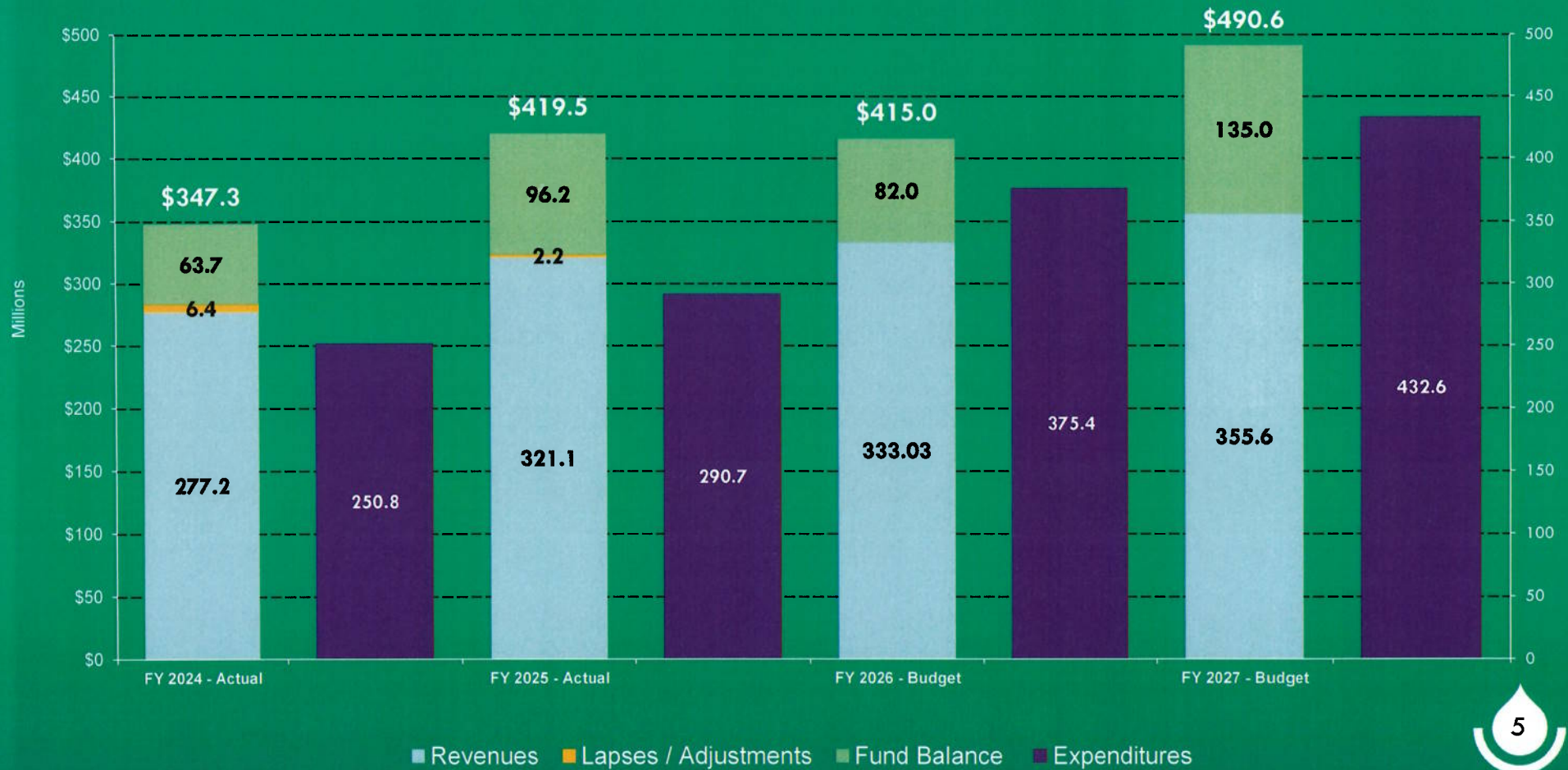
OPERATING FUND RESOURCES AND EXPENDITURES

(MILLIONS OF DOLLARS)

	FY 2025 - Actual	FY 2026 - Adopted	FY 2027 - Proposed
	Actual Budget	Adopted Budget	Proposed Budget
Beginning Balance	\$96.2	\$82.0	\$135.0
Revenues	\$321.1	\$333.0	\$355.6
Lapses/ Adjustments	\$2.2	\$0.0	\$0.0
Total Resources	\$419.4	\$415.0	\$490.6
Operating Expenditures	\$231.4	\$283.3	\$311.6
Capital Improvement Program	\$61.1	\$79.1	\$121.0
Total Expenditures	\$292.5	\$362.4	\$432.6
Ending Balance	\$127.0	\$52.6	\$58.0



TOTAL RESOURCES VS. TOTAL EXPENDITURES (MILLIONS OF DOLLARS)



BOARD ADOPTED FINANCIAL POLICIES

(FISCAL YEAR END JUNE 30, 2025)

4.4.2 Debt Service Coverage – **FY25 – 4.45x (Senior) & 3.19x (All-In)**

Per Board Resolution No. 873, 2017, the financial plan supports the BWS maintaining a minimum of 1.6x debt service coverage on total debt

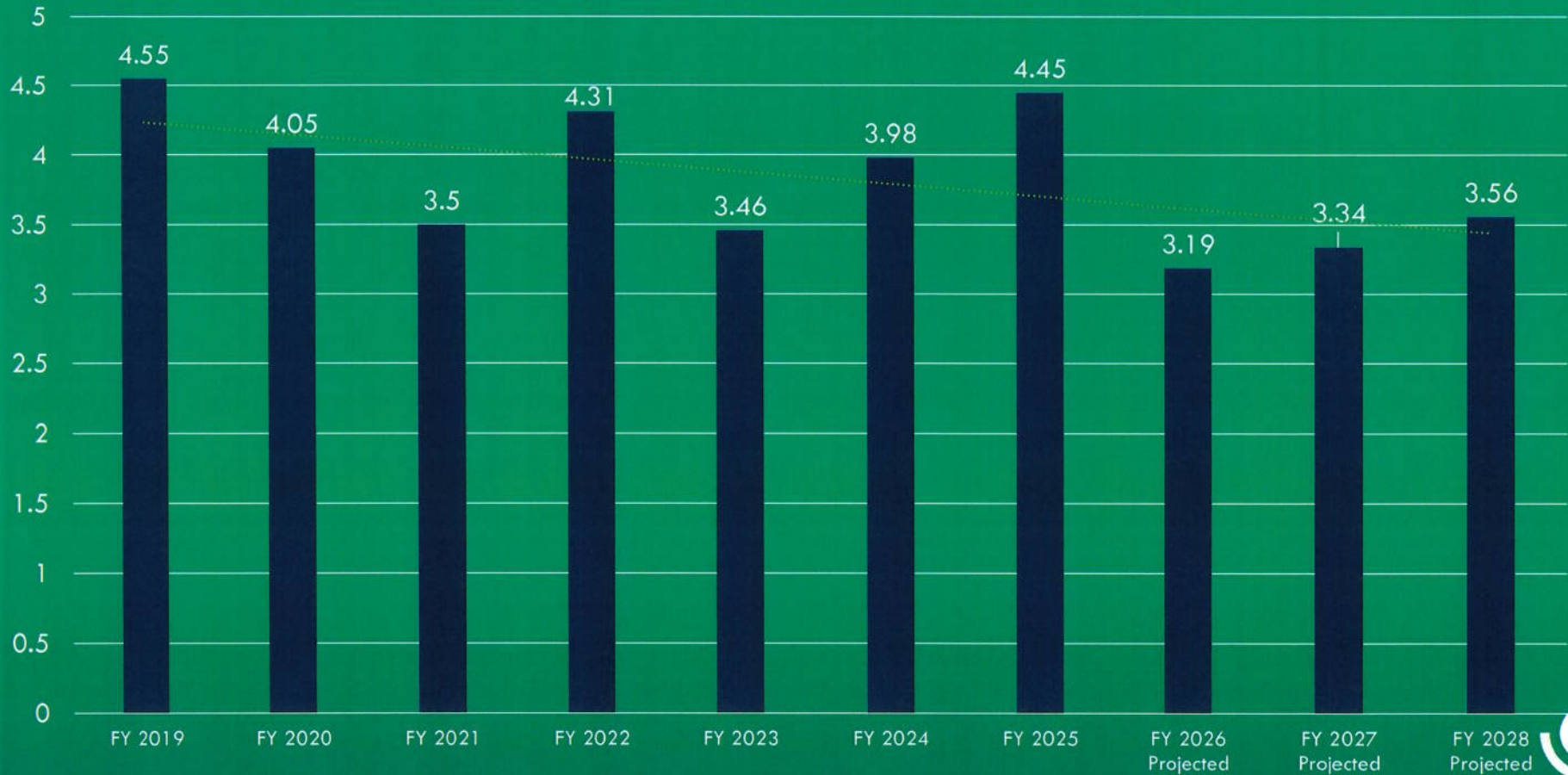
4.4.3 Net Working Capital – **FY25 - 254 Days**

Revenue requirements include targeting 180 days of unencumbered working capital while never having less than 60 days



HISTORICAL AND PROJECTED DEBT COVERAGE

Debt Service Coverage



HISTORICAL BOND RATING(S)

	Moody's	S&P	Fitch
May 2001	Aa3	AA	AA
February 2002	Aa3	AA	AA
January 2004	Aa3	AA	AA
June 2006	Aa3	AA	AA
February 2007	Aa3	AA	AA
April/May 2010	Aa2*	AA	AA+*
March 2012	-	-	AA+
November 2014	-	-	AA+
November 2016	-	-	AA+
November 2018	-	-	AA+
February 2020	-	AAA	AA+
February 2022	-	AAA	AA+
February 2023	-	AAA	AAA
February 2024	-	AAA	AAA
FY 2025	-	AAA	AAA
FY 2026	-	AAA	AAA

*Change in rating due to recalibration of scale

S&P Global | Explore S&P Global

Search EN Support H1 Mega

Ratings Products Research Credit Ratings Events Regulatory

Honolulu Board of Water Supply

For information regarding National Scale Ratings click here.

STATE: Hawaii | US\$47,000 mil wr sys rev bnets ser 2021A due 07/01/2049

Class	Maturity Date	Rating Type	Rating	Rating Date	Last Review Date	Regulatory Identifiers	Credit Watch/ Outlook	Credit Watch/ Outlook Date
2021A	01-Jul-2026	Local Currency LT	AAA Regulatory Disclosures	26-Feb-2021	19-Dec-2021	---	Stable	26-Feb-2021
2021A	01-Jul-2027	Local Currency LT	AAA Regulatory Disclosures	26-Feb-2021	19-Dec-2021	---	Stable	26-Feb-2021
2021A	01-Jul-2028	Local Currency LT	AAA Regulatory Disclosures	26-Feb-2021	19-Dec-2021	---	Stable	26-Feb-2021

FitchRatings | RATINGS SECTORS INSIGHTS EVENTS SU

CREDIT SUMMARY

Honolulu Board of Water Supply (HI)

US Public Finance / Infrastructure and Project Finance/Global / North America/United States

EU Endorsed, UK Endorsed: Solicited by or on behalf of the issuer (sell side)

01 Ratings

RATING	ACTION	DATE	TYPE
AAA	Review - No Action	05-Mar-2026	Long Term Issuer Default Rating

KEY RATING FACTORS

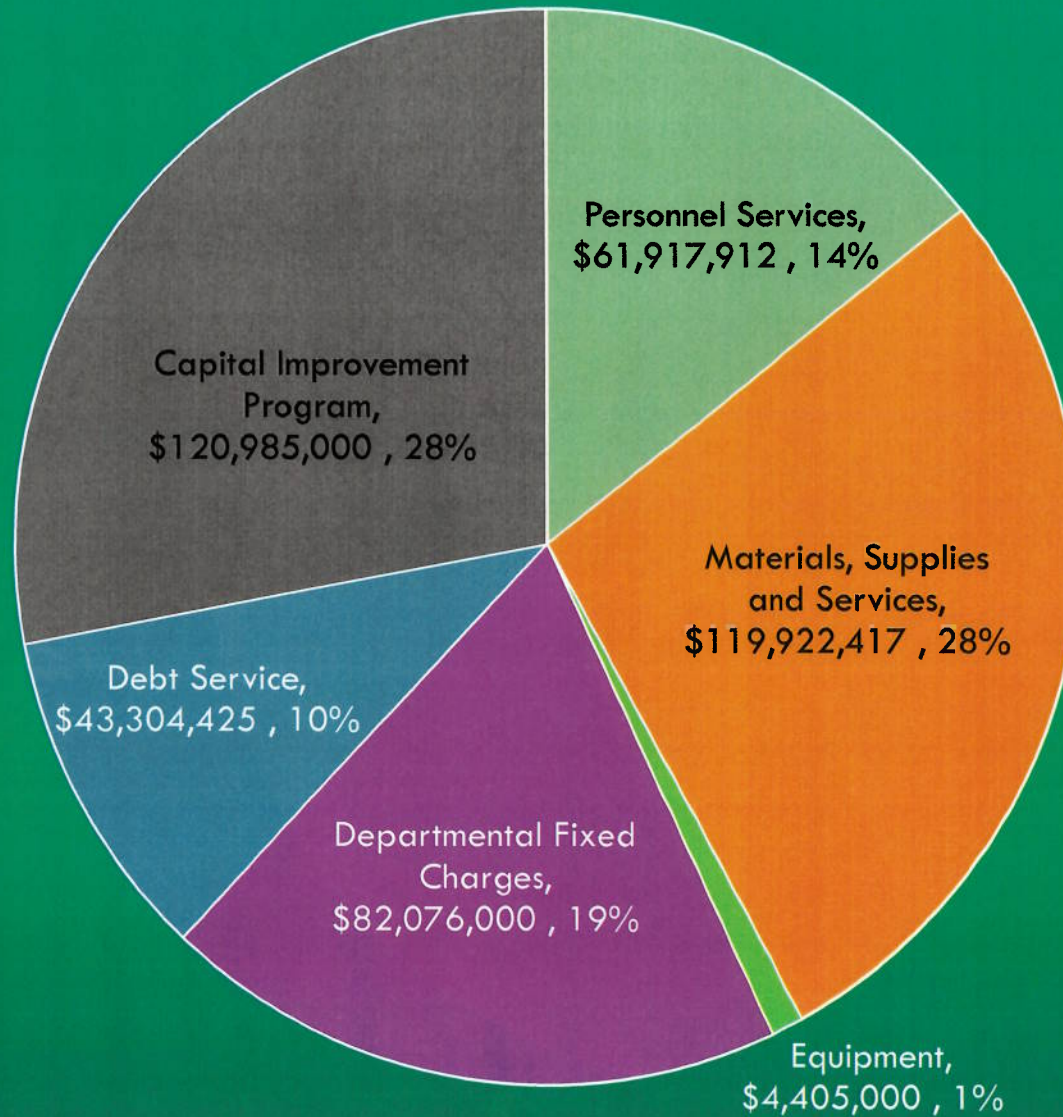
Revenue Defensibility
Operating Risk
Financial Profile

RATING HISTORY

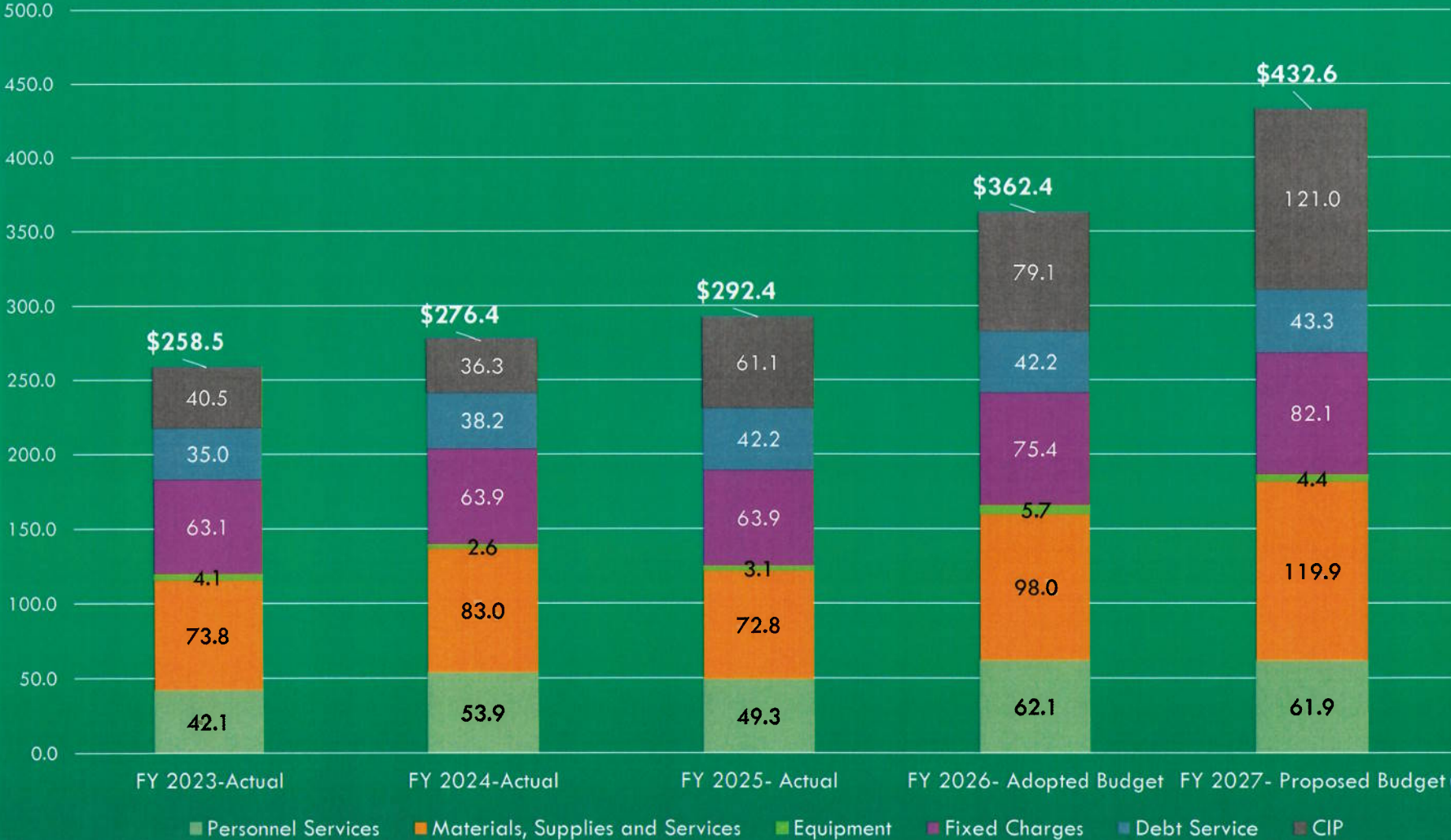
LONG TERM ISSUER DEFAULT RATING				
DATE:	05-Mar-2026	14-Nov-2025	20-Dec-2024	21-Feb-2024
RATING:	AAA	AAA	AAA	AAA
ACTION:	Review - No Action	Review - No Action	Review - No Action	Affirmed



Operating Fund
Expenditures
for FY 2027
\$432.6 million



OPERATING FUND EXPENDITURES



HIGHLIGHTS OF THE OPERATING BUDGET

Salaries

- No net increase in FTE
 - Department Staffing remains below the Authorized 741 FTE
- Human Resources Initiatives
 - Optimize and expand operational capacity through reorganizations of functions and the leveraging of technology
 - Recruitment and Advertisement of positions through additional venues



**WAI PROTECTORS
WANTED**

boardofwatersupply.com/jobs



**TAP INTO A
NEW CAREER**

boardofwatersupply.com/jobs





Board of Water Supply

SUMMER WATERSHIP PROGRAM 2025



Engage Explore Experience

The Board of Water Supply, Water Resources Division's Summer Watership Program offers you real-world experience in engineering, planning, watershed protection, hydraulic modeling, data analysis, water conservation, and more! Your unforgettable summer experience at the Board of Water will include:

Exploring Oahu's microclimates and aquifer systems to learn about responsible watershed groundwater, and environmental management.



My individual capstone project, involving hydraulic modeling and tailored to my interests, deepened my passion for what the BWS stands for and has solidified my choice to pursue fluid water engineering.
Kalah, Civil Engineering

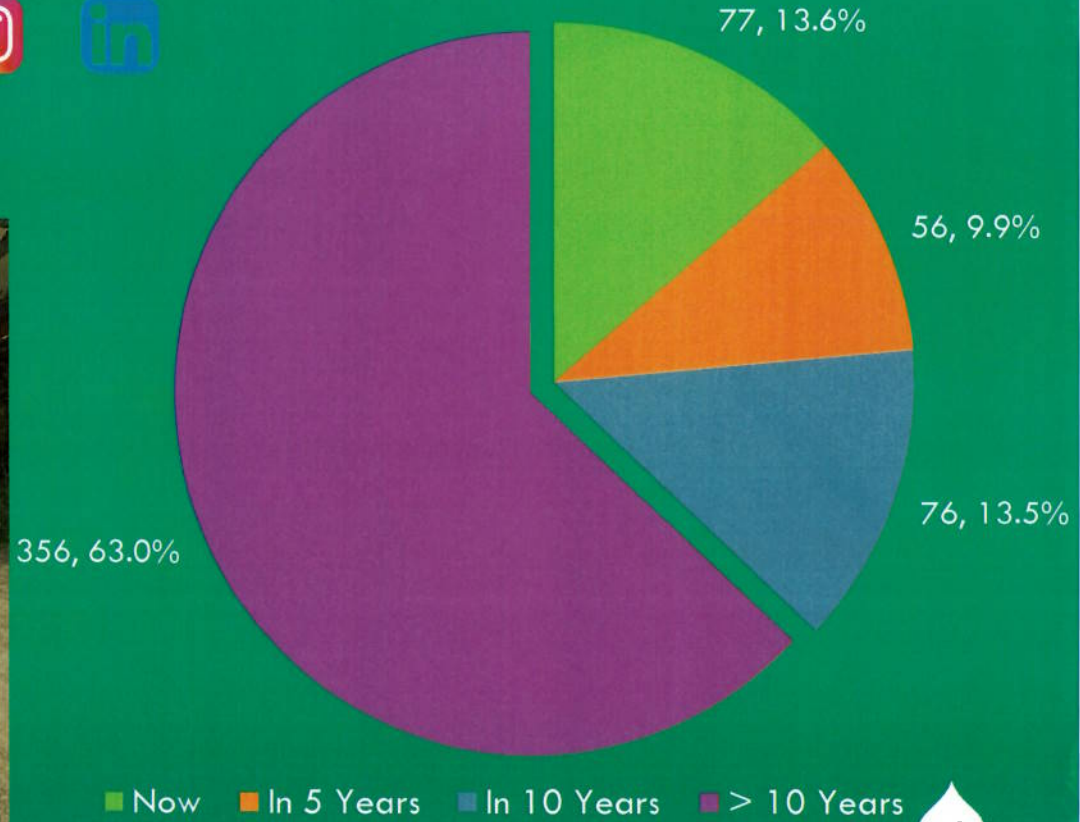
The Watership was an unmatched learning experience that I know could never have been achieved in a classroom setting.
There was a perfect blend of work, learning, and fun that I honestly was happy to come into work every day.
Matali, Mechanical Engineering Technology

The Watership exceeded my expectations. In a few short months, I learned about the many different functions at the BWS and how intricate our water system is. My capstone project, involving a source well pump investigation, was one of the most influential experiences for me.
David, Mechanical Engineering

I enjoyed going out into the field, often two or more times a week, to experience first-hand the things we learned or talked about in the office.
I also appreciated collaborating as a cohort on projects to get instant feedback and bounce ideas off one another.
Ashley, Master of Science in IT

Our mentors provided a very supportive and encouraging environment to grow in. They gave us time to figure things out ourselves and stepped in to provide guidance when necessary.
I'm grateful for how we were treated as adults and valuable parts of the program and BWS.
Aysaa, Biomechanical Engineering

Employees Eligible for Retirement



HIGHLIGHTS OF THE OPERATING BUDGET

Materials, Services & Supplies (MS&S)

- \$21.9 million increase in MS&S or 22.4% increase
- Primarily due to increases in funding for Professional Services, Other Materials & Supplies

HIGHLIGHTS OF THE OPERATING BUDGET

Equipment

- \$1.3 million decrease or 22.3% attributable to decreases in purchases of equipment, including fleet vehicles due to replacement needs

Debt Service

- \$1.1 million increase or 2.5% increase

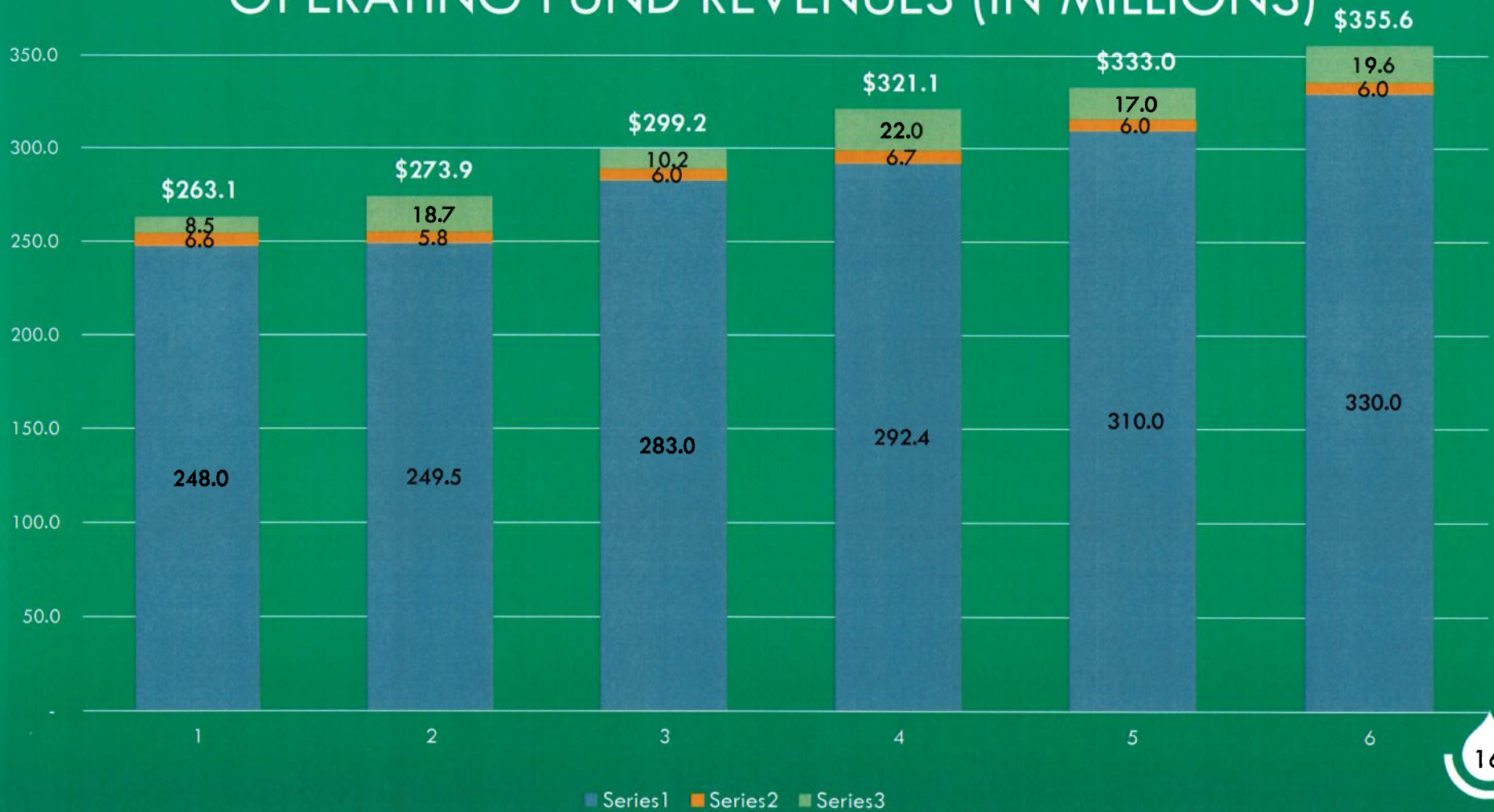
Fixed Charges

- \$6.7 million increase or 8.9% increase attributable primarily to electricity

REVENUE HIGHLIGHTS

- Total revenues are projected to increase by about \$22.6 million or 6.8%
 - Metered water revenues are projected to slightly increase by \$20.0 million due to the 8.5% rate adjustment effective July 1, 2026
 - Recycled water revenues are projected to remain stable based on the current decreased usage trend and higher rates

OPERATING FUND REVENUES (IN MILLIONS)



OPERATING FUND REVENUE & EXPENDITURE SUMMARY

(MILLIONS OF DOLLARS)

	FY 2026	FY 2027	Change	
	Adopted	Proposed	\$ Mil.	%
Revenues	\$333.0	\$355.6	\$22.6	6.8%
Total Operating Expenditures	\$283.3	\$311.6	\$28.3	10.0%

FY 2027 CAPITAL IMPROVEMENT PROGRAM PUBLIC HEARING

UWE KA LANI OLA KA HONUA

JENNIFER FALER, P.E. – CAPITAL PROJECTS DIVISION

MAY 26, 2026

WWW.BOARDOFWATERSUPPLY.COM



FY 2027 CIP

- Supports the BWS vision and mission - **Water for Life: Safe, dependable, and affordable water now and into the future**
- Aligned with the BWS Water Master Plan, Strategic Plan 2023-2027, BWS's Goals and Objectives, and the Six-Year Capital Improvement Program



Safe and Dependable
Water Service

Infrastructure Costs and Rate
Affordability

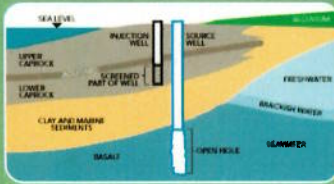
PROJECT CATEGORIES



I. Research and Development

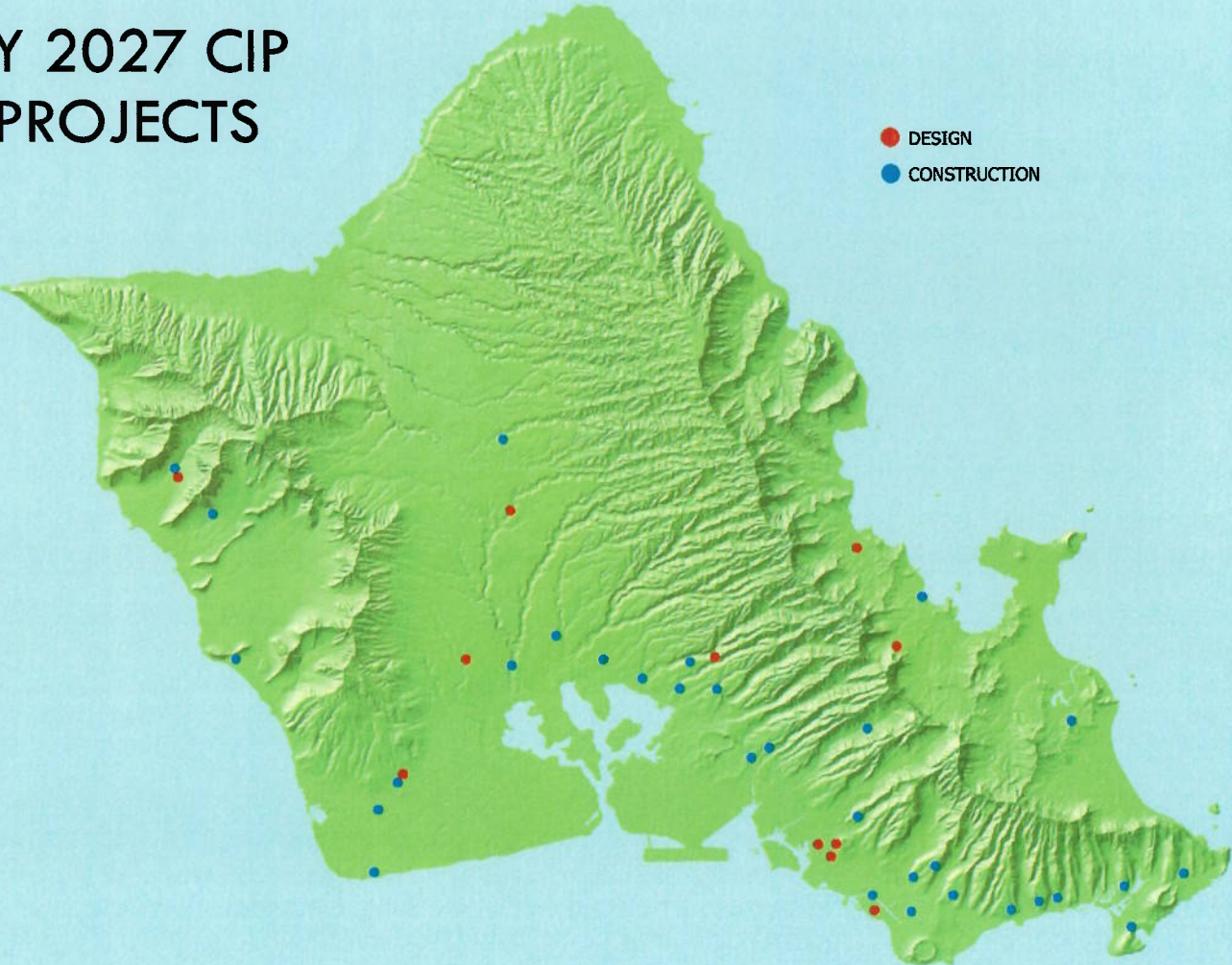


II. Renewal and Replacement



III. Capacity Expansion

FY 2027 CIP PROJECTS



PROJECT CATEGORY 1 HIGHLIGHTS



Research and Development (\$24.6 Million)

- Construction - Monitoring Wells for Red Hill Contamination Response - \$4.0M
- Construction – Waikele Gulch Exploratory Well - \$7.0M
- Exploratory Wells For Red Hill Contamination Response - Ka‘ōnohi 850’ - \$1.75M
- Construction & Project Management - \$9.75M

PROJECT CATEGORY 2 HIGHLIGHTS

Renewal and Replacement (\$184.8 Million)

- Const – Permanent Generators at Various Locations (Mākaha Wells I and Wai‘anae Wells III) - \$8M
- Const – Hakimo Road 24-Inch Water Mains - \$10M
- Const – Ihiloa Loop and Ehupua Place Area WSI - \$10M
- Const – Lower Mariners Ridge WSI - \$15M
- Const – PFAS Treatment Facility at Ka‘amilo Wells - \$14M
- Const – PFAS Treatment Facility at Moanalua Wells - \$26M



PROJECT CATEGORY 3 HIGHLIGHTS

Capacity Expansion (\$14.4 Million)

- Construction – Kalaeloa Sea Water Desalination Facility - \$12M
- Design – Honolulu District 42-Inch Mains – Liliha to Mō‘ili‘ili AIS - \$900K
- Design – Kalākaua Ave 16-Inch and Saratoga Rd 12-Inch Main - \$1.5M



FY 2027 ALLOWS FOR USAGE OF NON-OPERATING CIP FUNDS FOR 24 MONTHS

BE IT FURTHER RESOLVED that any appropriations authorized in this resolution for the Capital Improvement Program Budget, excluding funds appropriated in the Operating Fund of the Capital Improvement Program Budget or any amendment thereto, shall be valid for the fiscal year beginning July 1, 2026, and ending June 30, 2027, and twelve months thereafter. Any part of such appropriation that is not expended or encumbered shall lapse on June 30, 2028; and

- The language in the budget resolution allows BWS to utilize non-operating CIP funds for 24 months which will provide more flexibility and time to execute projects
- Projects are taking longer to complete due to increases in permitting and regulation


CAPITAL IMPROVEMENT PROGRAM BUDGET FY 2027 IN MILLIONS OF DOLLARS

	Category	Operating Fund	State Revolving Fund	Special Expendable Fund	Improvement Fund	Total
I.	Research & Development	24.6	0.0	0.0	0.0	24.6
II.	Renewal & Replacement	70.6	114.2	0.0	0.0	184.8
III.	Capacity Expansion	2.4	0.0	12.0	0.0	14.4
	Subtotal	97.6	114.2	12.0	0.0	223.8
	Construction Cost Index	6.6	11.3	1.2	0.0	19.1
	Contract Adjustment	16.8	1.3	1.3	4.6	24.0
	Total	121.0	126.8	14.5	4.6	266.8

FY 2027 BUDGET SUMMARY

	Operating Fund	State Revolving Fund	Special Expendable Fund	Improvement Fund	Total
Operating Budget	\$ 311,625,754	\$ -	\$ -	\$ -	\$ 311,625,754
Capital Improvement Program Budget	\$ 120,985,000	\$ 126,825,000	\$ 14,450,000	\$ 4,550,000	\$ 266,810,000
Total - All Funds	\$ 432,610,754	\$ 126,825,000	\$ 14,450,000	\$ 4,550,000	\$ 578,435,754

FISCAL YEAR 2027 BUDGETS REMAIN FOCUSED ON OUR CORE VISION – KA WAI OLA



SAFE

A defining water quality issue of our time

The image features a circular graphic with a teal background. At the top, the word "SAFE" is written in large, bold, white letters. Below it, the text "A defining water quality issue of our time" is written in a smaller, italicized font. The background of the circle contains faint, artistic illustrations of water quality issues, including a water tap with a red leak, a water bottle, and a water drop.

Implementation & Compliance w/ All Drinking Water Regulations



DEPENDABLE

There is no substitute

The image features a circular graphic with a teal background. At the top, the word "DEPENDABLE" is written in large, bold, white letters. Below it, the text "There is no substitute" is written in a smaller, italicized font. The background of the circle contains faint, artistic illustrations of water, including a glass of water with a straw, a water tap, and a water drop.

Water Master Plan Update & Implementation of High Priority Projects



AFFORDABLE

The image features a circular graphic with a teal background. At the top, the word "AFFORDABLE" is written in large, bold, white letters. The background of the circle contains faint, artistic illustrations of budget charts and graphs, including a bar chart, a line graph, and a table.

AAA Bond Rating & Maximization of Federal & State Funding



Mahalo!

BOARD OF WATER SUPPLY

FY 2027 Public Hearing

Megan Muramatsu & Jennifer Faler, P.E.

boardofwatersupply.com

May 26, 2026

BOARD OF WATER SUPPLY

City and County of Honolulu
Honolulu, Hawai'i



2027 BUDGET

For the Fiscal Year Beginning July 1, 2026,
and Ending June 30, 2027

DRAFT

**BOARD OF WATER SUPPLY
City and County of Honolulu**

**OPERATING AND CAPITAL IMPROVEMENT PROGRAM BUDGET
For the Fiscal Year Beginning July 1, 2026,
and Ending June 30, 2027**

BOARD MEMBERS

Nā'ālehu Anthony, Chair

Jonathan Kaneshiro, Vice Chair

Darian Chun, Member

Jeffrey Laupola, Member

Lance Wilhelm, Member

Edwin H. Sniffen, Ex-Officio

Gene C. Albano, P.E., Ex-Officio

SUBMITTED BY:

ERNEST Y.W. LAU, P.E.
Manager and Chief Engineer

APPROVED:

NĀ'ĀLEHU ANTHONY, Chair

May 26, 2026

This page intentionally left blank

DRAFT

**BOARD OF WATER SUPPLY
OPERATING AND CAPITAL IMPROVEMENT PROGRAM BUDGET
FISCAL YEAR 2027
TABLE OF CONTENTS**

I. OPERATING BUDGET

Budget Message	Page-1
Resources and Expenditures	Summary-1
Revenues	Summary-2
Expenditure Classification - Department Summary	Summary-3
Expenditures – Department Summary by Division/Office	Summary-4
Expenditures – Division Expenditure Classification	Summary-5
Positions – Department Summary	Summary-6
Debt Service	Summary-7
Graphs	GR-1
 Expenditures by Major Program and/or Activity:	
Office of the Manager and Chief Engineer	OP-1
Executive Support Office	OP-2
Communications Office	OP-8
Human Resources Office	OP-9
Water Quality Division	OP-10
Customer Care Division	OP-15
Land Division	OP-21
Water Resources Division	OP-22
Field Operations Division	OP-30
Capital Projects Division	OP-44
Water Systems Operations Division	OP-50
Information Technology Division	OP-62
Finance Division	OP-68
Fixed Charges and Debt Service	OP-75

II. CAPITAL IMPROVEMENT PROGRAM (CIP) BUDGET

Summary	CIP-SUM
CIP Project Details	CIP-1

This page intentionally left blank

DRAFT

May 26, 2026

Chair and Members
Board of Water Supply
City and County of Honolulu
Honolulu, Hawai'i 96843

Chair and Members:

In accordance with Section 7-106(i), Revised Charter of the City and County of Honolulu, we submit for your review and approval the proposed Operating and Capital Improvement Program Budget for fiscal year July 1, 2026, to June 30, 2027 (FY 2027).

INTRODUCTION

The Board of Water Supply (BWS) embraces its mission of “Water for Life – Ka Wai Ola” – to provide a safe, dependable, and affordable water supply, now and into the future. It takes a large and complex water system to deliver on average 145 million gallons of water, each day, from our underground sources to homes, farms, and businesses. While Hawai'i's economic growth is threatened by federal disruptions, the nearly one million people we serve depend on the BWS to continue to operate and invest in the water system. The FY 2027 Operating and Capital Improvement Program Budgets remain focused on fulfilling our core mission.

Though a new Schedule of Rates and Charges became effective in February 2024, the BWS continues to exercise fiscal prudence. The FY 2027 Budgets represent a balance between the investments we must make to operate, maintain, repair, and replace the water system, while striving to maintain affordability for our customers. As recently implemented tariffs reduce purchasing power, instability in the middle east, and supply chain issues impact operations, lengthen time to project completion, and increase expenses, to maintain affordability for our customers, only expenses deemed necessary to maintain core services are included in the FY 2027 Budgets. The BWS has taken care to balance increased costs within our available resources to ensure a safe, dependable, and affordable water supply for its customers.

FINANCIAL PLAN

The proposed Operating Budget for FY 2027 is based on total Operating Fund¹ resources of \$490.6 million, to be derived from operating revenues of \$355.6 million and an estimated carryover balance from FY 2026 of \$135.0 million. The carryover balance results from the estimated Operating Fund¹ balance that remains unappropriated at the close of FY 2026.

The proposed Operating Fund¹ expenditure allocations are \$311.6 million for operating expenses and \$121.0 million for the Capital Improvement Program (CIP) budget. A projected ending balance of \$58.0 million will remain unappropriated.

The proposed CIP budget totals \$266.8 million and is funded by \$121.0 million from the Operating Fund¹, \$4.5 million from the Improvement Fund², \$14.5 million from the Special Expendable Fund³, and \$126.8 million from the State of Hawai'i Department of Health State Revolving Fund (SRF) loan program⁴.

PART I. OPERATING BUDGET

Following are summaries of the proposed revenues and expenditures for FY 2027 as well as the corresponding figures for the preceding two fiscal years.

A. REVENUES

For FY 2027, we are projecting total revenues of \$355.6, which is \$22.6 million or 6.8 percent more than total revenues budgeted for FY 2026.

Revenue Sources	FY 2025 Actual	FY 2026 Budget	FY 2027 Budget	% Change FY 2027 over FY 2026
Metered Sales				
Potable and Non-Potable Water*	292,440,623	310,000,000	330,000,000	6.5%
Recycled Water	6,720,795	6,000,000	6,000,000	0.0%
Other Revenues	21,985,776	17,025,000	19,625,000	15.3%
Total Revenues	321,147,194	333,025,000	355,625,000	6.8%

*Non-Potable Water is water that is not of drinking quality, but which may still be used for many other purposes, depending on its level of quality. This may also be referred to as brackish water.

Metered Sales – Potable Water and Non-Potable

Potable and non-potable water sales of \$330.0 are projected to increase by \$20 million or 6.5 percent more than the FY 2026 budget amount of \$310.0 million. This increase is primarily due to an 8.5 percent rate adjustment effective at the beginning of FY 2027 on July 1, 2026, and current usage trends.

Metered Sales – Recycled Water

Recycled water sales of \$6.0 million are projected to be stable with no increase when compared to the FY 2026 budget. The projection is based on usage trends and higher rates keeping overall recycled water revenue flat.

Other Revenues

Other Revenues of \$19.6 million reflect a 15.3 percent increase over the FY 2026 budgeted amount primarily due to an anticipated increase in interest income of \$3.0 million. The Other Revenues category is comprised of sources such as interest income on investments, automatic fire sprinkler charges, rental income, and miscellaneous billing charges. Interest income is interest revenue earned on the Board's investments.

B. EXPENDITURES

The proposed total Operating Fund¹ expenditures for FY 2027 are budgeted at \$311.6 million. This represents an increase of \$28.3 million, or 10.0 percent more than the amount budgeted for FY 2026. This change is attributable to increases in materials, supplies, and services of \$21.9 million, fixed charges of \$6.7 million, and Operating Funded¹ projects in the Capital Improvement Program budget of \$121.0 million.

Highlights of the proposed Operating Budget for FY 2027 are presented following the next table.

Summary of Proposed Operating Budget, by Major Cost Categories

	FY 2025 Actual	FY 2026 Budget	FY 2027 Budget	FY 2027 over FY 2026	% Change FY 2027 over FY 2026
Personnel Services	49,302,551	62,065,959	61,917,912	(148,047)	-0.2%
Materials, Supplies, and Services	72,841,216	97,960,781	119,922,417	21,961,636	22.4%
Equipment	3,144,115	5,665,680	4,408,000	(1,257,680)	-22.2%
Fixed Charges	63,926,875	75,386,000	82,076,000	6,690,000	8.9%
Debt Service	42,158,487	42,234,068	43,304,425	1,070,357	2.5%
Total Operating Expenditures	231,373,244	283,312,488	311,628,754	28,316,266	10.0%
Transfer to the CIP Program	61,091,742	79,127,500	120,985,000	41,857,500	52.9%
Total Expenditures	292,464,986	362,439,988	432,613,754	70,173,766	19.4%

Personnel Services

The proposed personnel services budget of \$61.9 million is \$148.0 thousand or 0.2 percent less than personnel services budgeted for FY 2026 due to a continued focus on funding vacant positions. BWS is working diligently to improve retention and recruitment of its workforce through use of targeted advertisement with trade publications and associations, social media, and other recruitment activities. Only positions that are anticipated to be actively recruited in FY 2027 are funded. The departmental staffing level remains under the total of 741 authorized positions.

Materials, Supplies and Services (MS&S)

The proposed MS&S budget of \$120.0 million is \$22.0 million or 22.4 percent more than the expenditures budgeted in FY 2026. This is primarily due to increases in funding for Professional Services and Other Materials and Supplies.

Equipment

The proposed equipment budget of \$4.4 million is \$1.3 million or 22.2 percent less than the amount budgeted in FY 2026. The decrease is primarily attributable to decreases in equipment purchases, including fleet vehicles due to replacement needs.

Debt Service

The total debt service requirement for FY 2027 is \$43.3 million, which is \$1.1 million, or 2.5 percent more than the amount budgeted in FY 2026. This is reflective of the Capital Improvement Program debt financing remaining relatively stable from FY 2025. No new bonds were issued by BWS in FY 2026 or FY 2027.

Fixed Charges

The proposed fixed charges budget of \$82.1 million is \$6.7 million or 8.9 percent more than the amount budgeted for FY 2026. This is primarily due to an increase in projected electricity costs.

DRAFT

PART II. CAPITAL IMPROVEMENT PROGRAM (CIP) BUDGET

A CIP budget of \$266.8 million is proposed for FY 2027 to be funded as follows: Operating Fund¹ – \$121.0 million; Improvement Fund² – \$4.6 million; Special Expendable Fund³ – \$14.5 million; and State of Hawai'i Department of Health State Revolving Fund (SRF) loan program⁴ – \$126.8 million.

Highlights of the proposed CIP for next year include \$24.6 million for research and development; \$184.8 million for the renewal and replacement of various BWS pipelines, facilities, and pumping stations; and \$14.4 million for capacity expansion. The CIP cost categories and project descriptions are summarized starting on page CIP-SUMM.

FY 2027 CIP funds, excluding funds appropriated in the Operating Fund, will be valid for the fiscal year beginning July 1, 2026, and ending June 30, 2027, and twelve months thereafter. This will reduce construction escalation costs by providing BWS additional time to execute critical projects that are pending permitting and other regulatory approvals.

The BWS is actively seeking external funding to finance CIP projects in FY 2027. The Bipartisan Infrastructure Law (BIL) increased funds available to water utilities through the Drinking Water State Revolving Fund(s) (DWSRF). The State of Hawaii, Department of Health manages the DWSRF Program, which is traditionally a low-interest loan program. This increase in funding has allowed the DWSRF Program to include loan forgiveness in their loan agreements for a wide range of drinking water projects, including upgrades to water treatment plants, water distribution and piping systems, PFAS treatment, and lead pipe replacement (if necessary).

In Fiscal Year 2027, the BWS included \$126.8 million of eligible projects in CIP and has requested this funding from the State of Hawai'i, Department of Health (DOH) SRF loan program. BWS intends to continue requesting increased DWSRF funding allocations as are made available via the BIL or other federal legislation.

NOTES

¹ "Operating Fund" is defined as rate revenue or cash

² "Improvement Fund" is defined as the proceeds of Water System Revenue Bonds

³ "Special Expendable Fund" is a restricted fund in which water system facilities charges are deposited and the funding reserved for water system capacity expansion projects

⁴ "State of Hawai'i Department of Health State Revolving Fund (SRF) loan program" is defined as project loans from the State of Hawaii

Red Hill Bulk Fuel Storage Facility Crisis and BWS Capital Program

As a result of the fuel release and water contamination crisis stemming from the Red Hill Bulk Fuel Storage Facility (RHBFSF), the BWS has already incurred and continues to incur costs to ensure its customers continue to receive safe and dependable water service. The crisis has led to the BWS decision to shut down its Hālawa Shaft, Hālawa Wells, and 'Aiea Wells as a precaution to protect our customers. In doing so, this has reduced our capacity to provide water service to the metropolitan Honolulu and 'Aiea-Hālawa areas. Under normal operations, Hālawa Shaft provides 20% of our water supply, serving almost half the population of metropolitan Honolulu, while Hālawa Wells and 'Aiea Wells provide about 50% of the supply capacity for the 'Aiea-Hālawa area. The lack of data and information on underground fuel migration or contamination plume in the aquifer makes it difficult to determine if Hālawa Shaft, Hālawa Wells, and 'Aiea Wells can ever be operated safely. As a precaution, these three wells remain shut down indefinitely.

The BWS continues its efforts to respond to this unprecedented situation and this FY 2027 Capital Improvement Program budget reflects these efforts. We have programmed projects aimed at increasing the water supply and protecting our existing water resources. The projects are:

- Research and Development:
 - Monitoring Well for Red Hill Contamination Response – drill and case one monitoring well for use as "sentinel" well to warn of the presence of an underground fuel plume from the Red Hill fuel contamination.
 - Exploratory Wells for Red Hill Contamination Response – Ka'ōnohi 850' – prepare design for one (1) exploratory well, environmental assessment, and Public Infrastructure Map (PIM) Amendment for the well, pump station and connecting pipelines at Ka'ōnohi 850'.

Special Expendable Fund – Waiver Programs

Water system facilities charges are levied against all new developments requiring water supplies from the BWS or additional water supplies from existing water services except those where the developer installs, at its own cost, a complete water system including source, transmission, and daily storage facilities. Developers pay the water system facilities charges before water services are made available to the developments. Such water system facilities charges are deposited in the Special Expendable Fund and do not constitute Rate Revenues. The amount of fees and charges deposited into the Special Expendable Fund varies from year to year. The fund is restricted in use to funding water system expansion projects.

The Special Expendable fund balance on June 30, 2025, was \$26.2 million. The Special Expendable fund is being used to fund \$10.9 million of CIP expansion projects in FY 2026 and \$14.5 million of CIP expansion projects in FY 2027. A projected ending balance of \$4.8 million will be unappropriated.

Chair and Members
Board of Water Supply
May 26, 2026
Page 8

On September 15, 2018, the Board of Water Supply adopted a revision to the Schedule of Rates and Charges for the Furnishing of Water Service to include a waiver of Water System Facilities Charges and new meter cost for qualified on-site affordable and homeless dwelling units, up to 500 dwelling units per fiscal year and fire sprinkler retrofit projects. The waivers were extended on November 28, 2023, through June 30, 2029. To date, the program has waived these fees and charges for 4,080 affordable housing and homeless dwelling units and one (1) fire sprinkler retrofit project. This equates to \$5,267,917.71 in fees and charges waived for affordable housing and \$13,426.00 for fire sprinkler retrofits. Additionally on November 28, 2023, a new waiver program for new, small farmers, connecting to the BWS system for the first time, was adopted through June 30, 2029. BWS had one (1) waiver under this program for a new agriculture water service with \$13,157.71 of fees and charges waived. The long-term effect of this loss of fees could result in the Operating Fund absorbing the cost of expansion projects in the future.

Respectfully submitted,

ERNEST Y.W. LAU, P.E.
Manager and Chief Engineer



0

SUMMARY OF ALL FUNDS

OPERATING BUDGET

**CAPITAL IMPROVEMENT
PROGRAM BUDGET**

This page intentionally left blank

DRAFT

**Board of Water Supply
Summary of All Funds
Fiscal Year 2026**

	Operating Fund	State Revolving Fund	Special Expendable Fund	Improvement Fund	TOTAL - All Funds
Operating Budget	311,625,754	-	-	-	311,625,754
Capital Improvement Program	120,985,000	126,825,000	14,450,000	4,550,000	266,810,000
Total - All Funds	432,610,754	126,825,000	14,450,000	4,550,000	578,435,754

This page intentionally left blank

DRAFT

**Board of Water Supply
Total Budget
Fiscal Year 2027**

Department Summary

Resources and Expenditures	FY2025 Actual	FY2026 Adopted Budget	FY2027 Proposed Budget
Beginning Balance	96,150,067	82,000,000	135,000,000
Revenues	321,147,194	333,025,000	355,625,000
Lapses/Adjustments	2,157,391	0	0
Total Resources	419,454,652	415,025,000	490,625,000
Operating Expenditures	231,373,244	283,312,488	311,625,754
Capital Program	61,091,742	79,127,500	120,985,000
Total Expenditures	292,464,986	362,439,988	432,610,754
Ending Balance	126,989,666	52,585,012	58,014,246

DRAFT

Board of Water Supply
Operating Budget Revenues
Fiscal Year 2027

Department Summary

Revenues	FY2025 Actual	FY2026 Adopted Budget	FY2027 Proposed Budget
Metered Revenue - Potable Water	292,440,623	310,000,000	330,000,000
Metered Revenue - Recycled Water (R-1)	2,980,750	3,000,000	3,000,000
Metered Revenue - Recycled Water (RO)	3,740,045	3,000,000	3,000,000
Private Fire Protection	595,873	500,000	500,000
Ocean Cooling Revenues	1,628,239	400,000	0
Other Water Revenues	154,005	250,000	250,000
Revenues from Water Service Installations	422,358	450,000	450,000
Revenues from Merchandising & Jobbing (M&J)	242,464	225,000	225,000
Interest Income - Operating	18,758,005	15,000,000	18,000,000
Miscellaneous Non-Operating Revenue	89,851	100,000	100,000
Non-Operating Rental Income	94,981	100,000	100,000
Total	321,147,194	333,025,000	355,625,000

DRAFT

**Board of Water Supply
Operating Budget Revenues
Fiscal Year 2027**

Department Summary

Expenditure Classification	FY2025 Actual	FY2026 Adopted Budget	FY2027 Proposed Budget
Personnel Services	49,302,551	62,065,959	61,917,912
Materials, Supplies and Services	72,841,216	97,960,781	119,922,417
Equipment	3,144,115	5,665,680	4,405,000
Departmental Fixed Charges	63,926,875	75,386,000	82,076,000
Debt Service	42,158,487	42,234,068	43,304,425
Operating Expenditures	231,373,244	283,312,488	311,625,754
Transfer to Capital Improvement Program	61,091,742	79,127,500	120,985,000
Total Expenditures	292,464,986	362,439,988	432,610,754

DRAFT

Board of Water Supply
Operating Budget Revenues
Fiscal Year 2027

Department Summary by Division/Office

Expenditure Classification (Personnel Services, Materials, Supplies and Services, and Equipment)	FY2025 Actual	FY2026 Adopted Budget	FY2027 Proposed Budget
Manager's Office	975,228	3,850,760	4,409,140
Executive Support Office	10,911,457	16,374,715	11,817,965
Communications Office	1,614,005	1,947,999	2,297,249
Human Resources Office	715,589	1,936,200	1,222,000
Water Quality	7,324,411	7,994,955	17,034,229
Customer Care	4,651,082	5,738,000	6,488,960
Land	350,984	520,800	820,600
Water Resources	15,552,035	18,666,302	24,873,863
Field Operations	33,260,887	42,612,185	44,479,950
Capital Projects	7,982,531	10,312,389	11,393,520
Water System Operations	18,680,312	22,576,999	27,403,800
Information Technology	18,177,865	22,520,266	24,821,343
Finance	5,093,444	6,340,850	9,182,710
Total of Divisions and Offices	125,289,830	161,392,420	186,245,329
Personnel Services	0	3,500,000	0
Materials, Supplies and Services	0	800,000	0
Departmental Fixed Charges	63,924,906	75,386,000	82,076,000
Debt Service	42,158,487	42,234,068	43,304,425
Total Operating Expenditures	231,373,223	283,312,488	311,625,754

**Board of Water Supply
Expenses by Account Type
Fiscal Year 2027**

Department Summary by Division/Office

Resources and Expenditures	Personnel Services	Materials, Supplies, and Services	Equipment	Debt Services and Dept Fixed Charges	FY2027 Proposed Budget
Manager's Office	982,900	3,426,240	0	0	4,409,140
Executive Support Office	1,442,200	10,375,765	0	0	11,817,965
Communications Office	1,154,400	1,142,849	0	0	2,297,249
Human Resources Office	766,300	455,700	0	0	1,222,000
Water Quality	2,481,600	14,369,629	183,000	0	17,034,229
Customer Care	4,621,700	1,830,760	36,500	0	6,488,960
Land	404,000	416,600	0	0	820,600
Water Resources	3,760,212	21,005,651	108,000	0	24,873,863
Field Operations	22,345,700	21,710,250	424,000	0	44,479,950
Capital Projects	7,603,100	3,640,420	150,000	0	11,393,520
Water System Operations	8,290,400	16,262,900	2,850,500	0	27,403,800
Information Technology	5,016,600	19,186,743	618,000	0	24,821,343
Finance	3,048,800	6,098,910	35,000	0	9,182,710
Total:	61,917,912	119,922,417	4,405,000	0	186,245,329
Fixed Charges and Debt Service	0	0	0	125,380,425	125,380,425
Grand Total	61,917,912	119,922,417	4,405,000	125,380,425	311,625,754

DRAFT

**Honolulu Board of Water Supply
Position Budgets
Fiscal Year 2027**

Department Summary by Division/Office

Division Name	Positions				Salary			
	Perm	LTA	PSC	Total	Perm	LTA	PSC	Total
Manager's Office	7.00	0.00	3.00	10.00	860,091	0	27,865	887,956
Executive Support Office	19.00	0.00	0.00	19.00	1,337,608	0	0	1,337,608
Communications Office	11.00	0.00	1.00	12.00	947,085	0	66,324	1,013,409
Human Resources Office	10.00	0.00	0.00	10.00	751,278	0	0	751,278
Water Quality	32.00	0.00	1.00	33.00	2,163,704	0	46,800	2,210,504
Customer Care	72.00	0.00	0.00	72.00	4,192,272	0	0	4,192,272
Land	5.00	0.00	0.00	5.00	371,016	0	0	371,016
Water Resources	36.00	0.00	7.00	43.00	3,266,787	0	173,292	3,440,079
Field Operations	257.00	0.00	0.00	257.00	18,879,459	0	0	18,879,459
Capital Projects	82.00	0.00	0.00	82.00	6,858,605	0	0	6,858,605
Water System Operations	107.00	0.00	0.00	107.00	7,064,851	0	0	7,064,851
Information Technology	57.00	0.00	0.00	57.00	4,820,530	0	0	4,820,530
Finance	40.00	0.00	2.00	42.00	2,698,685	0	161,472	2,860,157
Sum:	735.00	0.00	14.00	749.00	54,211,971	0	475,753	54,687,724

DRAFT

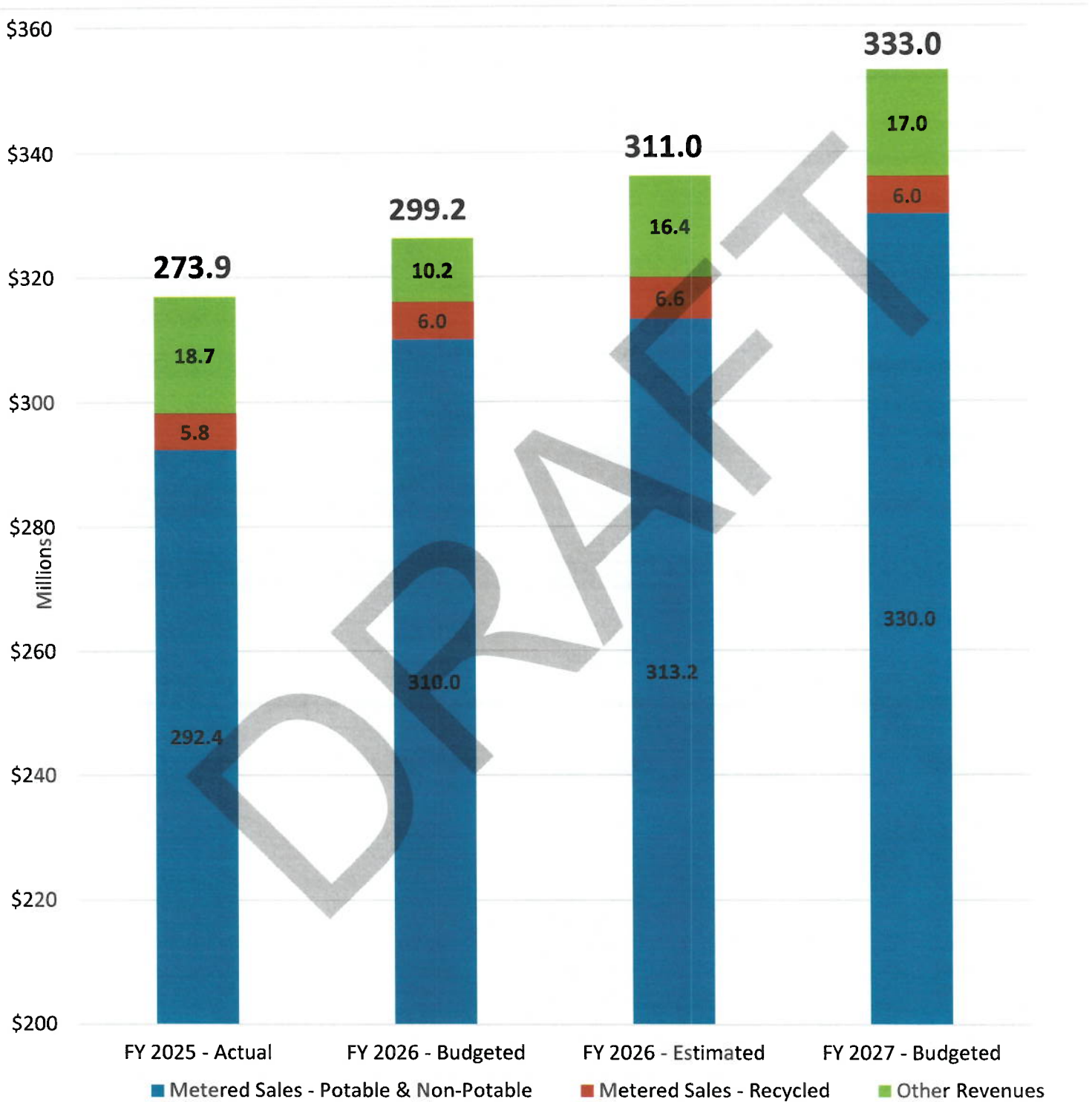
Board of Water Supply
Operating Budget
Debt Service
Fiscal Year 2027

DEBT SERVICE

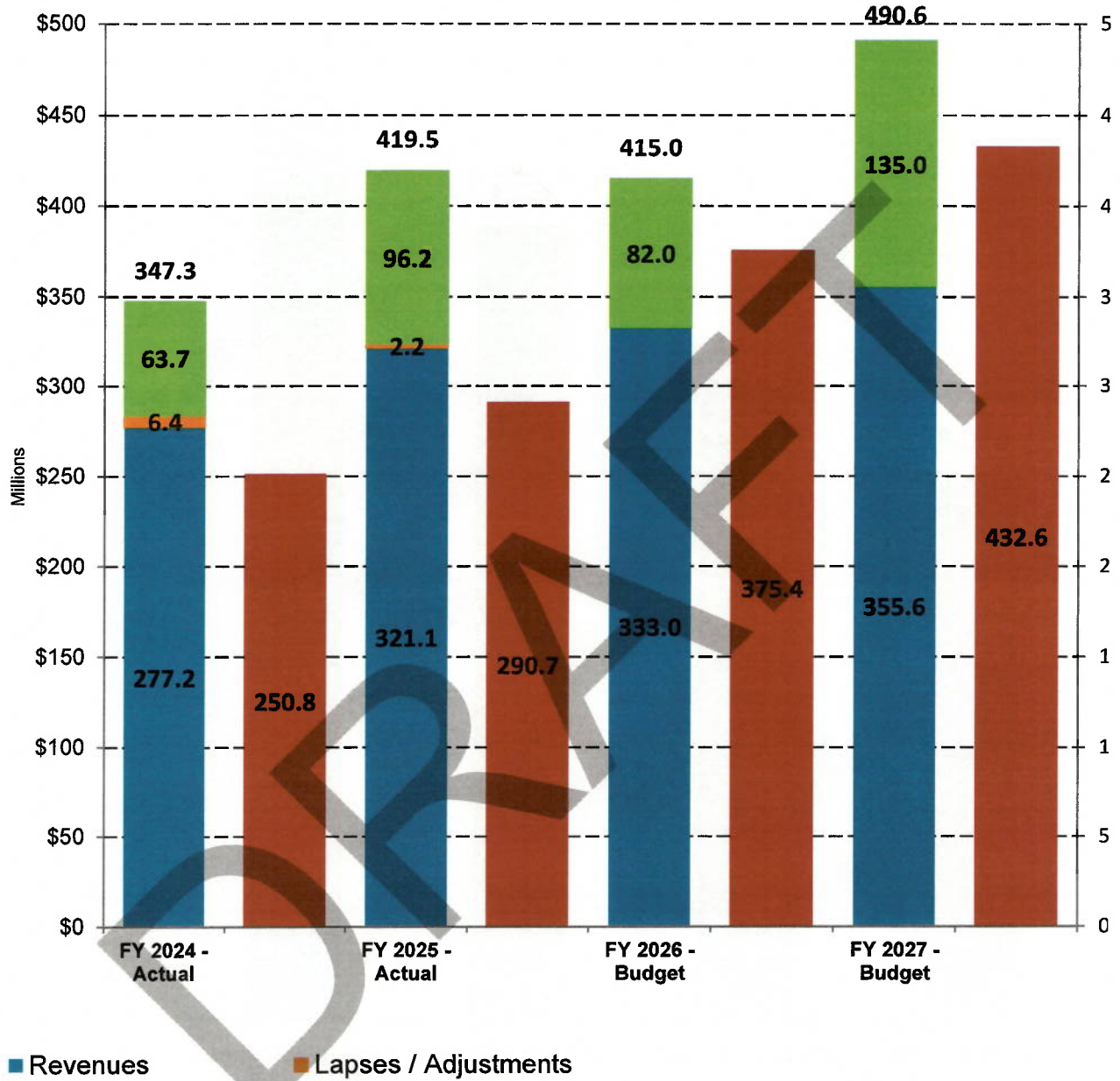
ISSUE	FY 2025 Actual	FY 2026 Budget	FY 2027 Budget
Water System Revenue Bonds:			
Series 2014 A & B	-	-	-
Series 2020 A & B	8,714,684	8,721,164	8,725,359
Series 2021 A & B	4,674,028	4,674,873	11,366,023
Series 2022 A & B	6,517,448	12,911,057	6,200,018
Series 2023	871,250	871,250	871,250
Series 2024	10,590,275	4,364,024	4,360,775
Debt Service - Bonds Payable	31,367,685	31,542,368	31,523,425
Notes Payable:			
SRF Loans	11,129,000	10,691,700	9,631,600
Debt Service - Notes Payable	11,129,000	10,691,700	9,631,600
Total	42,496,685	42,234,068	41,155,025

Bond Issues:			
<u>Year Issued</u>	<u>Par Amount</u>	<u>Fiscal Year Expires</u>	<u>Years</u>
2014A	\$ 101,655,000	2031	17
2014B	\$ 25,085,000	2032	18
2020A	\$ 59,105,000	2050	30
2020B	\$ 47,530,000	2034	14
2021A	\$ 50,020,000	2051	30
2021B	\$ 43,515,000	2032	11
2022A	\$ 82,700,000	2052	30
2022B	\$ 52,560,000	2036	14
2023	\$ 17,425,000	2053	30
2024	\$ 72,815,000	2054	30

**BOARD OF WATER SUPPLY
OPERATING FUND REVENUES
FISCAL YEAR 2027**



**BOARD OF WATER SUPPLY
TOTAL RESOURCES VS. TOTAL EXPENDITURES
FISCAL YEAR 2027**



Fiscal Year 2027	
Fund Balance 7/1/2026	\$ 135,000,000
Revenues	\$ +355,625,000
Total Resources	\$ 490,625,000
Total Expenditures	\$ -432,610,754
Fund Balance 6/30/2025	\$ 58,014,246

**BOARD OF WATER SUPPLY
OPERATING BUDGET EXPENDITURES (INCLUDING CIP)
FISCAL YEAR 2027**



- Personnel Srv.
- MS&S
- Equipment
- Debt Service
- Fixed Charges
- CIP

Fiscal Year 2027	
CIP	\$ 120,985,000
Fixed Charges	\$ 82,076,000
Debt Service	\$ 43,304,425
Equipment	\$ 4,405,000
MS&S	\$119,922,417
Personnel Svcs.	\$ 61,917,912
Total	\$ 432,610,754



PART I

**OPERATING
BUDGET**

This page intentionally left blank

DRAFT

**Board of Water Supply
Operating Budget
Fiscal Year 2027**

OMCE - Manager's Office

Division/Office's Activity

The Manager and Chief Engineer is the executive head of the Board of Water Supply who administers the affairs of the department in accordance with policies and regulations adopted by the Board and the provisions of the City Charter.

Account	FY2025 Actual	FY2025 Adopted Budget	FY2026 Adopted Budget	FY2027 Proposed Budget	Change
4110 - Salaries & Wages	676,145	788,500	832,600	887,900	55,300
4120 - Overtime	7,353	15,000	15,000	15,000	0
4130 - Miscellaneous (Payroll)	0	80,000	80,000	80,000	0
Personnel Services	683,498	883,500	927,600	982,900	55,300
4160 - Meals; Mileage & Uniform Allowances	681	0	0	0	0
4250 - Other Contractual Services	4,537	4,600	4,600	4,600	0
4251 - Software Licenses and Maintenance	867	0	0	0	0
4255 - Other Services	4,107	58,800	56,500	56,500	0
4260 - Advertising & Publication of Notices	0	500	500	500	0
4265 - Printing	0	1,000	1,000	1,000	0
4270 - Professional Services	40,375	45,000	2,545,000	3,045,000	500,000
4430 - Miscellaneous Supplies	2,651	5,000	5,000	5,000	0
4460 - Other Materials & Supplies	8,050	10,000	10,000	10,000	0
4500 - Education and Training	1,527	1,400	1,400	1,400	0
4720 - Conference Travel & Expenses	20,296	39,800	47,200	51,000	3,800
4815 - Repair & Maint - Equipment	0	3,000	3,000	3,000	0
4910 - Miscellaneous Fees & Registration	208,638	248,060	248,960	248,240	(720)
Materials, Supplies and Services	291,730	417,160	2,923,160	3,426,240	503,080
Total OMCE - Manager's Office	975,228	1,300,660	3,850,760	4,409,140	558,380

Notes

Board of Water Supply
Operating Budget
Fiscal Year 2027

ESO - Executive Support Office

Division/Office's Activity

The Executive Support Office is responsible for the development of the annual departmental operating budget; ensures that procurement of all goods and services and construction are in compliance with Hawaii Revised Statutes (HRS)103D; and, administers the department's safety, risk management, and security programs.

Account	FY2025 Actual	FY2025 Adopted Budget	FY2026 Adopted Budget	FY2027 Proposed Budget	Change
4110 - Salaries & Wages	1,056,827	1,258,200	1,281,600	1,337,700	56,100
4120 - Overtime	84,331	60,000	92,000	104,500	12,500
4130 - Miscellaneous (Payroll)	12,571	0	0	0	0
Personnel Services	1,153,729	1,318,200	1,373,600	1,442,200	68,600
4160 - Meals; Mileage & Uniform Allowances	4,982	1,000	6,000	6,500	500
4250 - Other Contractual Services	4,531,575	3,778,730	3,752,040	3,962,040	210,000
4251 - Software Licenses and Maintenance	30,870	35,000	35,000	35,000	0
4265 - Printing	1,794	300	300	300	0
4270 - Professional Services	915,456	4,270,000	6,270,000	1,345,000	(4,925,000)
4430 - Miscellaneous Supplies	41,320	20,250	29,750	34,750	5,000
4460 - Other Materials & Supplies	308	0	0	0	0
4480 - Postage	73	0	0	0	0
4500 - Education and Training	47,435	65,835	93,675	97,825	4,150
4720 - Conference Travel & Expenses	58,473	40,500	31,000	21,000	(10,000)
4815 - Repair & Maint - Equipment	29,340	60,000	60,000	60,000	0
4910 - Miscellaneous Fees & Registration	77,738	3,350	3,350	93,350	90,000
5700 - Insurance	1,831,449	2,000,000	2,200,000	2,200,000	0
6340 - Workers Compensation Benefits	1,500,034	1,270,000	1,270,000	1,270,000	0
6350 - Claims for Pers Injuries & Prop Damage	686,551	1,250,000	1,250,000	1,250,000	0
8050 - Equipment (under \$5,000)	331	0	0	0	0
Materials, Supplies and Services	9,757,728	12,794,965	15,001,115	10,375,765	(4,625,350)
Total ESO - Executive Support Office	10,911,457	14,113,165	16,374,715	11,817,965	(4,556,750)

Notes

**Board of Water Supply
Operating Budget
Fiscal Year 2027**

ESO - Executive Support Office

5105 - Executive Support Office - Administration

Section's Activity

The Executive Support Office administers and manages programs in areas such as budget, position management, reorganization, procurement, security, risk management and safety.

Account	FY2025 Actual	FY2025 Adopted Budget	FY2026 Adopted Budget	FY2027 Proposed Budget	Change
4110 - Salaries & Wages	175,207	175,900	175,900	175,800	(100)
4120 - Overtime	538	2,500	2,500	5,000	2,500
Personnel Services	175,745	178,400	178,400	180,800	2,400
4160 - Meals; Mileage & Uniform Allowances	12	0	0	0	0
4250 - Other Contractual Services	22,964	20,800	20,800	20,800	0
4270 - Professional Services	209,700	3,220,000	5,220,000	295,000	(4,925,000)
4430 - Miscellaneous Supplies	31,129	3,000	3,000	3,000	0
4460 - Other Materials & Supplies	173	0	0	0	0
4480 - Postage	67	0	0	0	0
4500 - Education and Training	1,050	500	500	600	100
4720 - Conference Travel & Expenses	54,692	40,000	30,000	2,000	(28,000)
4910 - Miscellaneous Fees & Registration	13	0	0	0	0
Materials, Supplies and Services	319,799	3,284,300	5,274,300	321,400	(4,952,900)
Total Executive Support Office - Administration	495,544	3,462,700	5,452,700	502,200	(4,950,500)

Budget Highlights

Board of Water Supply
Operating Budget
Fiscal Year 2027

ESO - Executive Support Office

5110 - Risk Management

Section's Activity

The Risk Management section provides risk management services that ensure the business and operational exposures of the BWS are covered through either insurance or self-retention policies. This section oversees the department's workers' compensation program. Additionally, the section ensures the safety and well-being of our employees through a comprehensive safety program and return-to-work program.

Account	FY2025 Actual	FY2025 Adopted Budget	FY2026 Adopted Budget	FY2027 Proposed Budget	Change
4110 - Salaries & Wages	302,646	380,100	380,100	400,400	20,300
4120 - Overtime	1,031	5,000	5,000	5,000	0
Personnel Services	303,677	385,100	385,100	405,400	20,300
4160 - Meals; Mileage & Uniform Allowances	1,094	500	500	1,000	500
4250 - Other Contractual Services	15,167	49,330	29,040	29,040	0
4265 - Printing	24	0	0	0	0
4270 - Professional Services	705,756	1,050,000	1,050,000	1,050,000	0
4430 - Miscellaneous Supplies	3,244	7,000	16,500	21,500	5,000
4460 - Other Materials & Supplies	28	0	0	0	0
4500 - Education and Training	44,876	37,835	65,675	69,425	3,750
4720 - Conference Travel & Expenses	0	500	1,000	7,000	6,000
4815 - Repair & Maint - Equipment	24,000	0	0	0	0
4910 - Miscellaneous Fees & Registration	77,725	3,350	3,350	93,350	90,000
5700 - Insurance	1,831,449	2,000,000	2,200,000	2,200,000	0
6340 - Workers Compensation Benefits	1,500,034	1,270,000	1,270,000	1,270,000	0
6350 - Claims for Pers Injuries & Prop Damage	686,551	1,250,000	1,250,000	1,250,000	0
8050 - Equipment (under \$5,000)	331	0	0	0	0
Materials, Supplies and Services	4,890,280	5,668,515	5,886,065	5,991,315	105,250
Total Risk Management	5,193,957	6,053,615	6,271,165	6,396,715	125,550

Budget Highlights

**Board of Water Supply
Operating Budget
Fiscal Year 2027**

ESO - Executive Support Office

5120 - Security Office

Section's Activity

The Security section develops, coordinates, and maintains security measures and systems to protect BWS employees and facilities. It conducts vulnerability assessments, installs detection systems, and develops emergency response plans. This section oversees the development and installation of security enhancements and equipment for BWS facilities. Further, this section monitors facilities from the central security center through the use of security guards, cameras, sensor alarms, and ID cards. The section coordinates protective activities with external agencies such as the Honolulu Police and Fire Departments, State Civil Defense and Honolulu Department of Emergency Services, and other Homeland Security organizations.

Account	FY2025 Actual	FY2025 Adopted Budget	FY2026 Adopted Budget	FY2027 Proposed Budget	Change
4110 - Salaries & Wages	24,290	116,600	116,600	122,600	6,000
4120 - Overtime	0	6,500	6,500	6,500	0
Personnel Services	24,290	123,100	123,100	129,100	6,000
4160 - Meals; Mileage & Uniform Allowances	0	500	500	500	0
4250 - Other Contractual Services	4,493,444	3,708,600	3,702,200	3,912,200	210,000
4430 - Miscellaneous Supplies	6,834	10,000	10,000	10,000	0
4460 - Other Materials & Supplies	75	0	0	0	0
4500 - Education and Training	0	25,000	25,000	25,000	0
4720 - Conference Travel & Expenses	1,931	0	0	8,000	8,000
4815 - Repair & Maint - Equipment	5,340	60,000	60,000	60,000	0
Materials, Supplies and Services	4,507,624	3,804,100	3,797,700	4,015,700	218,000
Total Security Office	4,531,914	3,927,200	3,920,800	4,144,800	224,000

Budget Highlights

Board of Water Supply
Operating Budget
Fiscal Year 2027

ESO - Executive Support Office

5125 - Management and Budget

Section's Activity

The Management and Budget section is responsible for the development and execution of the annual operating budget. This section develops water and other revenue projections and conducts various revenue, budgetary, financial and statistical studies of the department.

Account	FY2025 Actual	FY2025 Adopted Budget	FY2026 Adopted Budget	FY2027 Proposed Budget	Change
4110 - Salaries & Wages	206,317	216,400	229,300	232,900	3,600
4120 - Overtime	1,403	3,000	3,000	3,000	0
Personnel Services	207,720	219,400	232,300	235,900	3,600
4160 - Meals; Mileage & Uniform Allowances	60	0	0	0	0
4251 - Software Licenses and Maintenance	30,870	35,000	35,000	35,000	0
4265 - Printing	0	300	300	300	0
4430 - Miscellaneous Supplies	71	250	250	250	0
4480 - Postage	6	0	0	0	0
4500 - Education and Training	1,509	1,500	1,500	1,800	300
4720 - Conference Travel & Expenses	1,850	0	0	2,000	2,000
Materials, Supplies and Services	34,365	37,050	37,050	39,350	2,300
Total Management and Budget	242,086	256,450	269,350	275,250	5,900

Budget Highlights

DRAFT

**Board of Water Supply
Operating Budget
Fiscal Year 2027**

ESO - Executive Support Office

5140 - Procurement

Section's Activity

The Procurement section assists all BWS divisions and offices with the procurement of construction, goods, services, and professional services and to ensure that such procurements are conducted in accordance with Hawaii Revised Statutes Chapter 103D and the Hawaii Administrative Rules.

Account	FY2025 Actual	FY2025 Adopted Budget	FY2026 Adopted Budget	FY2027 Proposed Budget	Change
4110 - Salaries & Wages	348,368	369,200	379,700	406,000	26,300
4120 - Overtime	81,358	43,000	75,000	85,000	10,000
4130 - Miscellaneous (Payroll)	12,571	0	0	0	0
Personnel Services	442,297	412,200	454,700	491,000	36,300
4160 - Meals; Mileage & Uniform Allowances	3,816	0	5,000	5,000	0
4265 - Printing	1,770	0	0	0	0
4430 - Miscellaneous Supplies	42	0	0	0	0
4460 - Other Materials & Supplies	31	0	0	0	0
4500 - Education and Training	0	1,000	1,000	1,000	0
4720 - Conference Travel & Expenses	0	0	0	2,000	2,000
Materials, Supplies and Services	5,659	1,000	6,000	8,000	2,000
Total Procurement Section	447,956	413,200	460,700	499,000	38,300

Budget Highlights

Board of Water Supply
Operating Budget
Fiscal Year 2027

COMM - Communications Office

Division/Office's Activity

The Communications Office develops departmental policies and programs for strategic internal and external communications, including: community relations, water education and public information, news releases, speeches, bulletins, advertisements, public service announcements, brochures, annual and special reports; notifies news media of water emergencies; coordinates and maintains effective media communications programs for the department; receives, processes, and resolves complaints; develops and produces the employee newsletter; conducts orientations and manages the department's water education and facility tour program; coordinates community affairs programs and special events; and provides executive level strategic communications counsel and assistance to the Board, Manager, and departmental units in public affairs matters.

Account	FY2025 Actual	FY2025 Adopted Budget	FY2026 Adopted Budget	FY2027 Proposed Budget	Change
4110 - Salaries & Wages	940,268	899,100	981,100	1,013,400	32,300
4120 - Overtime	87,112	66,000	72,600	90,000	17,400
4130 - Miscellaneous (Payroll)	0	42,600	46,560	51,000	4,440
Personnel Services	1,027,381	1,007,700	1,100,260	1,154,400	54,140
4160 - Meals; Mileage & Uniform Allowances	1,825	1,500	1,500	2,000	500
4250 - Other Contractual Services	501,093	480,658	573,903	763,871	189,968
4251 - Software Licenses and Maintenance	6,636	18,417	28,522	76,109	47,587
4265 - Printing	17,556	59,200	63,400	123,400	60,000
4270 - Professional Services	0	20,000	20,000	20,000	0
4430 - Miscellaneous Supplies	6,832	2,981	3,044	3,044	0
4460 - Other Materials & Supplies	35,536	74,600	126,500	110,900	(15,600)
4480 - Postage	50	660	660	660	0
4500 - Education and Training	312	4,925	9,250	8,100	(1,150)
4720 - Conference Travel & Expenses	2,695	0	0	13,600	13,600
4815 - Repair & Maint - Equipment	0	1,080	1,080	1,080	0
4910 - Miscellaneous Fees & Registration	10,888	11,550	11,550	11,755	205
8050 - Equipment (under \$5,000)	3,202	5,989	8,330	8,330	0
Materials, Supplies and Services	586,625	681,560	847,739	1,142,849	295,110
Total COMM - Communications Office	1,614,005	1,689,260	1,947,999	2,297,249	349,250

Notes

**Board of Water Supply
Operating Budget
Fiscal Year 2027**

HRO - Human Resources Office

Division/Office's Activity

The Human Resources Office administers and manages BWS human resources programs in areas including recruitment, examination and selection, employee benefits, transactions and personnel record maintenance, labor relations, performance evaluation, classification and compensation, and staff development. In addition, it provides staff support for position management and review of reorganizations.

Account	FY2025 Actual	FY2025 Adopted Budget	FY2026 Adopted Budget	FY2027 Proposed Budget	Change
4110 - Salaries & Wages	649,623	695,500	714,500	751,300	36,800
4120 - Overtime	16,651	5,000	15,000	15,000	0
Personnel Services	666,274	700,500	729,500	766,300	36,800
4160 - Meals; Mileage & Uniform Allowances	456	300	1,000	1,000	0
4250 - Other Contractual Services	1,017	30,000	1,030,000	260,000	(770,000)
4260 - Advertising & Publication of Notices	8,037	30,000	30,000	45,000	15,000
4430 - Miscellaneous Supplies	8,016	2,500	2,500	2,500	0
4460 - Other Materials & Supplies	2,642	6,000	6,000	6,000	0
4480 - Postage	31	100	100	100	0
4500 - Education and Training	19,030	75,000	125,000	125,000	0
4720 - Conference Travel & Expenses	9,042	13,500	11,000	15,000	4,000
4815 - Repair & Maint - Equipment	690	550	550	550	0
4910 - Miscellaneous Fees & Registration	353	550	550	550	0
Materials, Supplies and Services	49,314	158,500	1,206,700	455,700	(751,000)
Total HRO - Human Resources Office	715,589	859,000	1,936,200	1,222,000	(714,200)

Notes

Board of Water Supply
Operating Budget
Fiscal Year 2027

WQ - Water Quality

Division/Office's Activity

The Water Quality Division ensures the department's compliance with all Federal and State drinking water regulations and environmental laws, rules and regulations, and manages special water quality studies.

Account	FY2025 Actual	FY2025 Adopted Budget	FY2026 Adopted Budget	FY2027 Proposed Budget	Change
4110 - Salaries & Wages	1,608,090	1,948,000	2,117,800	2,210,600	92,800
4120 - Overtime	172,034	240,000	222,500	257,500	35,000
4130 - Miscellaneous (Payroll)	11,423	42,000	13,500	13,500	0
Personnel Services	1,791,547	2,230,000	2,353,800	2,481,600	127,800
4160 - Meals; Mileage & Uniform Allowances	8,897	22,700	12,700	13,200	500
4250 - Other Contractual Services	3,087,835	2,642,400	2,821,800	3,755,300	933,500
4270 - Professional Services	2,096,481	1,975,000	2,260,000	10,010,000	7,750,000
4430 - Miscellaneous Supplies	825	3,800	3,275	3,675	400
4460 - Other Materials & Supplies	277,937	345,000	419,200	471,300	52,100
4500 - Education and Training	2,884	9,850	15,350	25,150	9,800
4720 - Conference Travel & Expenses	1,650	3,800	10,600	14,350	3,750
4815 - Repair & Maint - Equipment	589	25,000	32,800	22,400	(10,400)
4910 - Miscellaneous Fees & Registration	16,622	36,800	26,600	41,254	14,654
8050 - Equipment (under \$5,000)	8,314	43,050	23,830	13,000	(10,830)
Materials, Supplies and Services	5,502,033	5,107,400	5,626,155	14,369,629	8,743,474
1270 - General Plant & Equip (over \$5,000)	30,831	376,000	15,000	183,000	168,000
Equipment	30,831	376,000	15,000	183,000	168,000
Total WQ - Water Quality	7,324,411	7,713,400	7,994,955	17,034,229	9,039,274

Notes

**Board of Water Supply
Operating Budget
Fiscal Year 2027**

WQ - Water Quality

5250 - Water Quality Administration

Section's Activity

The Water Quality Administration section administers the department's compliance with all safe drinking water regulations, environmental laws, and rules and regulations.

Account	FY2025 Actual	FY2025 Adopted Budget	FY2026 Adopted Budget	FY2027 Proposed Budget	Change
4110 - Salaries & Wages	158,170	321,500	443,600	462,300	18,700
4120 - Overtime	798	5,000	2,500	2,500	0
Personnel Services	158,968	326,500	446,100	464,800	18,700
4160 - Meals; Mileage & Uniform Allowances	64	200	200	200	0
4250 - Other Contractual Services	5,149	15,000	20,000	25,000	5,000
4270 - Professional Services	2,096,481	1,790,000	2,250,000	10,000,000	7,750,000
4430 - Miscellaneous Supplies	0	500	100	100	0
4460 - Other Materials & Supplies	100,948	55,000	55,000	55,000	0
4500 - Education and Training	600	1,400	1,400	1,400	0
4720 - Conference Travel & Expenses	0	1,000	6,500	6,500	0
4815 - Repair & Maint - Equipment	0	5,000	5,000	5,000	0
4910 - Miscellaneous Fees & Registration	1,300	2,000	0	0	0
Materials, Supplies and Services	2,204,541	1,870,100	2,338,200	10,093,200	7,755,000
Total Water Quality Administration	2,363,509	2,196,600	2,784,300	10,558,000	7,773,700

Budget Highlights

Board of Water Supply
Operating Budget
Fiscal Year 2027

WQ - Water Quality

5251 - Chemical Laboratory

Section's Activity

The Chemical Laboratory performs required water quality testing and monitoring to conform to federal and state regulations and monitors proposed rules for departmental impact. This section supports the department's operational testing requirements and special water quality studies.

Account	FY2025 Actual	FY2025 Adopted Budget	FY2026 Adopted Budget	FY2027 Proposed Budget	Change
4110 - Salaries & Wages	439,734	594,800	632,400	640,800	8,400
4120 - Overtime	22,691	85,000	85,000	85,000	0
4130 - Miscellaneous (Payroll)	11,423	32,000	3,500	3,500	0
Personnel Services	473,848	711,800	720,900	729,300	8,400
4160 - Meals; Mileage & Uniform Allowances	1,387	2,500	2,500	3,000	500
4250 - Other Contractual Services	3,068,241	2,609,600	2,703,800	3,622,300	918,500
4270 - Professional Services	0	95,000	10,000	10,000	0
4430 - Miscellaneous Supplies	250	2,000	1,800	2,250	450
4460 - Other Materials & Supplies	36,836	55,000	60,500	55,000	(5,500)
4500 - Education and Training	2,185	4,450	4,450	20,650	16,200
4720 - Conference Travel & Expenses	550	1,600	1,300	1,600	300
4815 - Repair & Maint - Equipment	589	16,000	12,800	13,900	1,100
4910 - Miscellaneous Fees & Registration	3,903	9,800	7,000	8,050	1,050
8050 - Equipment (under \$5,000)	2,195	4,750	11,750	5,500	(6,250)
Materials, Supplies and Services	3,116,136	2,800,700	2,815,900	3,742,250	926,350
1270 - General Plant & Equip (over \$5,000)	0	340,000	0	31,000	31,000
Equipment	0	340,000	0	31,000	31,000
Total Chemical Laboratory	3,589,984	3,852,500	3,536,800	4,502,550	965,750

Budget Highlights

**Board of Water Supply
Operating Budget
Fiscal Year 2027**

WQ - Water Quality

5252 - Microbiological Laboratory

Section's Activity

The Microbiological Laboratory performs the required bacteriological water quality testing and monitoring to conform to federal and state regulations and monitors proposed rules for departmental impact. This section supports the department's operational testing requirements and special water quality studies.

Account	FY2025 Actual	FY2025 Adopted Budget	FY2026 Adopted Budget	FY2027 Proposed Budget	Change
4110 - Salaries & Wages	683,548	707,600	717,700	764,900	47,200
4120 - Overtime	15,679	50,000	35,000	35,000	0
4130 - Miscellaneous (Payroll)	0	5,000	5,000	5,000	0
Personnel Services	699,226	762,600	757,700	804,900	47,200
4160 - Meals; Mileage & Uniform Allowances	2,196	15,000	5,000	5,000	0
4250 - Other Contractual Services	6,267	8,800	89,000	99,000	10,000
4270 - Professional Services	0	90,000	0	0	0
4430 - Miscellaneous Supplies	575	1,300	1,325	1,325	0
4460 - Other Materials & Supplies	105,317	100,000	153,700	171,300	17,600
4500 - Education and Training	99	2,800	4,200	2,100	(2,100)
4720 - Conference Travel & Expenses	1,100	1,200	2,800	6,250	3,450
4815 - Repair & Maint - Equipment	0	4,000	15,000	0	(15,000)
4910 - Miscellaneous Fees & Registration	11,419	24,000	18,600	32,204	13,604
8050 - Equipment (under \$5,000)	6,119	38,300	8,495	7,500	(995)
Materials, Supplies and Services	133,091	285,400	298,120	324,679	26,559
1270 - General Plant & Equip (over \$5,000)	30,831	36,000	0	152,000	152,000
Equipment	30,831	36,000	0	152,000	152,000
Total Microbiological Laboratory	863,148	1,084,000	1,055,820	1,281,579	225,759

Budget Highlights

Board of Water Supply
Operating Budget
Fiscal Year 2027

WQ - Water Quality

5255 - Cross-Connection Control

Section's Activity

The Cross-Connection Control section manages and implements the department's Cross-Connection Control Program, reviews construction plans for cross-connection control requirements, conducts agricultural rate inspections, inspects backflow prevention assembly installations, administers the annual backflow prevention assembly testing program, conducts the backflow prevention assembly tester training course, tests and maintains the department's backflow prevention assemblies, performs public outreach/education on cross-connection control and backflow prevention.

Account	FY2025 Actual	FY2025 Adopted Budget	FY2026 Adopted Budget	FY2027 Proposed Budget	Change
4110 - Salaries & Wages	326,639	324,100	324,100	342,600	18,500
4120 - Overtime	132,866	100,000	100,000	135,000	35,000
4130 - Miscellaneous (Payroll)	0	5,000	5,000	5,000	0
Personnel Services	459,505	429,100	429,100	482,600	53,500
4160 - Meals; Mileage & Uniform Allowances	5,250	5,000	5,000	5,000	0
4250 - Other Contractual Services	8,178	9,000	9,000	9,000	0
4460 - Other Materials & Supplies	34,837	135,000	150,000	190,000	40,000
4500 - Education and Training	0	1,200	5,300	1,000	(4,300)
4815 - Repair & Maint - Equipment	0	0	0	3,500	3,500
4910 - Miscellaneous Fees & Registration	0	1,000	1,000	1,000	0
Materials, Supplies and Services	48,265	151,200	170,300	209,500	39,200
Total Cross-Connection Control	507,770	580,300	599,400	692,100	92,700

Budget Highlights

**Board of Water Supply
Operating Budget
Fiscal Year 2027**

CC - Customer Care

Division/Office's Activity

The Customer Care Division handles contacts with customers; prepares applications and contracts for water service; designs service connections; maintains accounts receivable; investigates consumers' service problems; and collects water and sewer bills. It is responsible for reviewing development construction plans, specifications, and reports for conformity with BWS standards; reviewing requests concerning the availability of water; and administering rules and regulations on cross-connection control and environmental requirements.

Account	FY2025 Actual	FY2025 Adopted Budget	FY2026 Adopted Budget	FY2027 Proposed Budget	Change
4110 - Salaries & Wages	3,307,491	4,027,000	3,881,400	4,192,200	310,800
4120 - Overtime	190,987	355,930	336,000	321,000	(15,000)
4130 - Miscellaneous (Payroll)	41,831	97,300	106,700	108,500	1,800
Personnel Services	3,540,309	4,480,230	4,324,100	4,621,700	297,600
4160 - Meals; Mileage & Uniform Allowances	12,590	23,110	22,840	24,460	1,620
4220 - Collection Fees	897,697	890,300	1,040,300	1,631,500	591,200
4230 - Emergency & Contracted Road Repairs	6,805	0	0	0	0
4250 - Other Contractual Services	49,503	73,220	174,260	74,600	(99,660)
4430 - Miscellaneous Supplies	18,055	26,000	29,000	29,000	0
4460 - Other Materials & Supplies	6,757	9,000	8,000	8,600	600
4480 - Postage	22,000	22,000	22,000	25,000	3,000
4500 - Education and Training	0	0	0	16,000	16,000
4720 - Conference Travel & Expenses	375	0	15,200	7,600	(7,600)
4815 - Repair & Maint - Equipment	550	5,000	5,000	5,000	0
4910 - Miscellaneous Fees & Registration	8,186	10,600	7,100	2,000	(5,100)
8050 - Equipment (under \$5,000)	37,986	35,000	39,000	7,000	(32,000)
Materials, Supplies and Services	1,060,503	1,094,230	1,362,700	1,830,760	468,060
1270 - General Plant & Equip (over \$5,000)	50,270	91,600	51,200	36,500	(14,700)
Equipment	50,270	91,600	51,200	36,500	(14,700)
Total CC - Customer Care	4,651,082	5,666,060	5,738,000	6,488,960	750,960

Notes

**Board of Water Supply
Operating Budget
Fiscal Year 2027**

CC - Customer Care

5300 - Customer Care Administration

Section's Activity

The Customer Care Administration section directs the affairs of the division and provides clerical support to other sections.

Account	FY2025 Actual	FY2025 Adopted Budget	FY2026 Adopted Budget	FY2027 Proposed Budget	Change
4110 - Salaries & Wages	413,443	433,600	438,500	431,400	(7,100)
4120 - Overtime	4,834	29,500	10,000	7,000	(3,000)
4130 - Miscellaneous (Payroll)	0	1,000	1,000	1,000	0
Personnel Services	418,277	464,100	449,500	439,400	(10,100)
4160 - Meals; Mileage & Uniform Allowances	139	120	120	180	60
4220 - Collection Fees	3,444	0	0	0	0
4250 - Other Contractual Services	5,851	15,400	15,600	16,400	800
4430 - Miscellaneous Supplies	17,973	26,000	26,000	26,000	0
4460 - Other Materials & Supplies	312	0	0	600	600
4480 - Postage	22,000	22,000	22,000	25,000	3,000
4500 - Education and Training	0	0	0	10,000	10,000
4720 - Conference Travel & Expenses	375	0	15,200	7,600	(7,600)
4910 - Miscellaneous Fees & Registration	1,444	1,600	1,300	2,000	700
Materials, Supplies and Services	51,538	65,120	80,220	87,780	7,560
Total Customer Care Administration	469,814	529,220	529,720	527,180	(2,540)

Budget Highlights

**Board of Water Supply
Operating Budget
Fiscal Year 2027**

CC - Customer Care

5310 - Collection and Credit

Section's Activity

The Collection and Credit section formulates and establishes collection and credit practices and procedures; maintains cashier services for payment of water and sewer bills; processes payments made by mail and through charge cards, E-bill, automatic bill payment, and Satellite City Halls; maintains records of delinquent and inactive accounts; performs all field collection and customer service work required to maintain an effective billing and collection program.

Account	FY2025 Actual	FY2025 Adopted Budget	FY2026 Adopted Budget	FY2027 Proposed Budget	Change
4110 - Salaries & Wages	502,824	731,500	661,800	692,600	30,800
4120 - Overtime	19,463	26,930	27,000	27,000	0
4130 - Miscellaneous (Payroll)	16,823	26,200	26,200	27,000	800
Personnel Services	539,111	784,630	715,000	746,600	31,600
4160 - Meals; Mileage & Uniform Allowances	825	2,590	2,320	2,680	360
4220 - Collection Fees	894,254	890,300	1,040,300	1,631,500	591,200
4230 - Emergency & Contracted Road Repairs	6,805	0	0	0	0
4250 - Other Contractual Services	9,195	13,620	14,000	10,650	(3,350)
4430 - Miscellaneous Supplies	0	0	3,000	3,000	0
4460 - Other Materials & Supplies	187	0	0	0	0
Materials, Supplies and Services	911,265	906,510	1,059,620	1,647,830	588,210
Total Collection and Credit	1,450,376	1,691,140	1,774,620	2,394,430	619,810

Budget Highlights

Board of Water Supply
Operating Budget
Fiscal Year 2027

CC - Customer Care

5320 - Service Engineering

Section's Activity

The Service Engineering section receives and processes applications for new water service and for relocating or altering water service facilities; renews and approves building permit applications for various types of developments; designs service connections, reviews development and construction plans for water service facilities, maintains maps and records of water distribution and service facilities; performs drafting work for the division; conducts special water service studies; administers water system facilities charges.

Account	FY2025 Actual	FY2025 Adopted Budget	FY2026 Adopted Budget	FY2027 Proposed Budget	Change
4110 - Salaries & Wages	347,928	458,800	419,500	563,800	144,300
4120 - Overtime	13,672	17,000	17,000	17,000	0
4130 - Miscellaneous (Payroll)	0	20,000	20,000	20,000	0
Personnel Services	361,600	495,800	456,500	600,800	144,300
4160 - Meals; Mileage & Uniform Allowances	73	0	0	0	0
4250 - Other Contractual Services	967	500	960	1,000	40
4460 - Other Materials & Supplies	657	2,000	1,000	1,000	0
4910 - Miscellaneous Fees & Registration	1,725	1,400	0	0	0
Materials, Supplies and Services	3,422	3,900	1,960	2,000	40
Total Service Engineering	365,022	499,700	458,460	602,800	144,340

Budget Highlights

**Board of Water Supply
Operating Budget
Fiscal Year 2027**

CC - Customer Care

5325 - Cross-Connection Control

Section's Activity

The Cross-Connection Control Section manages and implements the department's Cross-Connection Control Program; reviews construction plans for cross-connection control requirements; conducts agricultural rate inspections; inspects backflow prevention assembly installations; administers the annual backflow prevention assembly testing program; conducts the backflow prevention assembly tester training course; tests and maintains the department's backflow prevention assemblies; performs public outreach/education on cross-connection control and backflow prevention.

A reorganization transferred this program to the Water Quality Division (see page OP-14).

Budget Highlights

DRAFT

Board of Water Supply
Operating Budget
Fiscal Year 2027

CC - Customer Care

5330 - Customer Service and Records

Section's Activity

The Customer Service and Records section services customers' applications requiring reestablishment, discontinuance or transfer of services; maintains customer records for billing purposes; initiates field investigations; reviews governmental agency water service contracts; prepares statistical reports on services and handles inquiries and complaints regarding BWS operations, policies, rates, and high water bills. Assists BWS personnel in other divisions with information, statistics, and status of accounts via computer terminals and services files.

Account	FY2025 Actual	FY2025 Adopted Budget	FY2026 Adopted Budget	FY2027 Proposed Budget	Change
4110 - Salaries & Wages	803,443	1,173,200	1,124,600	1,164,600	40,000
4120 - Overtime	6,404	42,500	42,000	30,000	(12,000)
4130 - Miscellaneous (Payroll)	9,702	4,100	2,500	2,500	0
Personnel Services	819,549	1,219,800	1,169,100	1,197,100	28,000
4160 - Meals; Mileage & Uniform Allowances	12	0	0	0	0
4250 - Other Contractual Services	487	500	100,500	550	(99,950)
Materials, Supplies and Services	499	500	100,500	550	(99,950)
Total Customer Service and Records	820,048	1,220,300	1,269,600	1,197,650	(71,950)

Budget Highlights

**Board of Water Supply
Operating Budget
Fiscal Year 2027**

CC - Customer Care

5350 - Investigation

Section's Activity

The Investigation section investigates and determines causes of abnormalities, interruptions and reductions in water supply; investigates consumer complaints; locates underground piping systems; locates leaks; inspects water services for conformance to the department's rules and regulations; and obtains field data on water services.

Account	FY2025 Actual	FY2025 Adopted Budget	FY2026 Adopted Budget	FY2027 Proposed Budget	Change
4110 - Salaries & Wages	1,239,854	1,229,900	1,237,000	1,339,800	102,800
4120 - Overtime	146,613	240,000	240,000	240,000	0
4130 - Miscellaneous (Payroll)	15,306	46,000	57,000	58,000	1,000
Personnel Services	1,401,773	1,515,900	1,534,000	1,637,800	103,800
4160 - Meals; Mileage & Uniform Allowances	11,541	20,400	20,400	21,600	1,200
4250 - Other Contractual Services	33,003	43,200	43,200	46,000	2,800
4430 - Miscellaneous Supplies	82	0	0	0	0
4460 - Other Materials & Supplies	5,601	7,000	7,000	7,000	0
4500 - Education and Training	0	0	0	6,000	6,000
4815 - Repair & Maint - Equipment	550	5,000	5,000	5,000	0
4910 - Miscellaneous Fees & Registration	5,016	7,600	5,800	0	(5,800)
8050 - Equipment (under \$5,000)	37,986	35,000	39,000	7,000	(32,000)
Materials, Supplies and Services	93,779	118,200	120,400	92,600	(27,800)
1270 - General Plant & Equip (over \$5,000)	50,270	91,600	51,200	36,500	(14,700)
Equipment	50,270	91,600	51,200	36,500	(14,700)
Total Investigation	1,545,821	1,725,700	1,705,600	1,766,900	61,300

Budget Highlights

Board of Water Supply
Operating Budget
Fiscal Year 2027

LAND - Land

Division/Office's Activity

The Land Division is responsible for acquiring water rights, land and land interests by purchase, eminent domain, lease or otherwise; conducts or contracts title searches; prepares or secures surveys, maps and descriptions for land transactions; makes and/or contracts for land appraisals and analyzes those made by others; contracts and negotiates with private parties and governmental agencies to acquire water rights, land and land interests; prepares, checks and processes deeds, easements, leases, licenses, agreements and other documents through to final execution and recordation; administers all lands under the jurisdiction of the departments including recommendations on land use policies and carrying out the disposition of land and land interests, licenses, leases and easements; keeps abreast of laws and court decisions affecting water rights and land values.

Account	FY2025 Actual	FY2025 Adopted Budget	FY2026 Adopted Budget	FY2027 Proposed Budget	Change
4110 - Salaries & Wages	261,103	343,900	348,300	371,000	22,700
4120 - Overtime	16,657	31,400	33,000	33,000	0
Personnel Services	277,760	375,300	381,300	404,000	22,700
4160 - Meals; Mileage & Uniform Allowances	24	1,000	1,000	1,000	0
4210 - Appraisals; Title Searches & Related Costs	37,512	102,100	102,100	131,100	29,000
4250 - Other Contractual Services	14,177	14,100	14,100	14,100	0
4270 - Professional Services	0	0	0	250,000	250,000
4430 - Miscellaneous Supplies	453	300	300	300	0
4480 - Postage	146	100	100	100	0
4815 - Repair & Maint - Equipment	212	0	0	0	0
4910 - Miscellaneous Fees & Registration	15,415	20,800	20,800	20,000	(800)
4915 - Miscellaneous Financial Expenses	5,286	0	0	0	0
Materials, Supplies and Services	73,225	138,400	138,400	416,600	278,200
Total LAND - Land	350,984	513,700	519,700	820,600	300,900

Notes

**Board of Water Supply
Operating Budget
Fiscal Year 2027**

WR - Water Resources

Division/Office's Activity

The Water Resources Division administers and coordinates long range planning and the capital program; conducts continuous hydrologic and geologic monitoring; conducts hydraulic water system analysis for infrastructure improvements and operational efficiency; administers and coordinates the review of development related proposals for the availability of water and water system adequacy; and, administers the water conservation and recycled water programs.

Account	FY2025 Actual	FY2025 Adopted Budget	FY2026 Adopted Budget	FY2027 Proposed Budget	Change
4110 - Salaries & Wages	2,635,991	2,909,900	3,218,800	3,440,100	221,300
4120 - Overtime	85,578	148,148	187,170	205,207	18,037
4130 - Miscellaneous (Payroll)	1,912	47,722	66,329	114,905	48,576
Personnel Services	2,723,481	3,105,770	3,472,299	3,760,212	287,913
4160 - Meals; Mileage & Uniform Allowances	2,009	4,613	4,686	5,298	612
4250 - Other Contractual Services	1,293,461	560,920	793,000	1,331,100	538,100
4255 - Other Services	205,160	1,367,781	1,696,777	2,677,228	980,451
4265 - Printing	0	1,000	1,000	1,000	0
4270 - Professional Services	3,499,006	4,302,461	3,713,500	5,938,500	2,225,000
4430 - Miscellaneous Supplies	5,048	5,000	5,000	5,000	0
4460 - Other Materials & Supplies	32,407	90,800	90,000	90,000	0
4480 - Postage	87	480	700	700	0
4500 - Education and Training	1,250	6,900	12,300	6,600	(5,700)
4720 - Conference Travel & Expenses	10,086	20,725	62,445	105,850	43,405
4808 - Repair, Maintenance and Other Services - Photovoltaic (PV)	517,441	517,441	538,764	566,000	27,236
4810 - Repair & Maint - Recycled Water Plt	4,588,301	1,317,408	1,550,656	1,865,081	314,425
4815 - Repair & Maint - Equipment	10,385	55,364	55,472	56,700	1,228
4910 - Miscellaneous Fees & Registration	3,284	1,200	12,100	12,100	0
4920 - Non-Potable Water Trtmnt Plt Costs	2,410,006	5,936,029	6,093,363	7,899,494	1,806,131
4940 - US Geol Surv (USGS) CoOp Invest	240,656	260,000	300,000	300,000	0
8050 - Equipment (under \$5,000)	0	141,050	152,240	145,000	(7,240)
Materials, Supplies and Services	12,818,588	14,589,172	15,082,003	21,005,651	5,923,648
1270 - General Plant & Equip (over \$5,000)	9,965	87,000	112,000	108,000	(4,000)
Equipment	9,965	87,000	112,000	108,000	(4,000)
Total WR - Water Resources	15,552,035	17,781,942	18,666,302	24,873,863	6,207,561

Notes

Board of Water Supply
Operating Budget
Fiscal Year 2027

WR - Water Resources

5450 - Water Resources Administration

Section's Activity

The Water Resources Administration section coordinates and directs the activities of the Division to meet the departmental requirements for water system and water resources management and development, conservation and projection; advises and keeps management informed on water resources and administers the pertinent rules and regulations.

Account	FY2025 Actual	FY2025 Adopted Budget	FY2026 Adopted Budget	FY2027 Proposed Budget	Change
4110 - Salaries & Wages	508,631	473,100	484,700	623,900	139,200
4120 - Overtime	455	2,000	2,000	2,000	0
Personnel Services	509,085	475,100	486,700	625,900	139,200
4160 - Meals; Mileage & Uniform Allowances	15	0	0	0	0
4250 - Other Contractual Services	7,782	5,400	5,400	512,000	506,600
4255 - Other Services	0	0	0	1,000,000	1,000,000
4270 - Professional Services	799,980	1,155,000	1,100,000	2,100,000	1,000,000
4430 - Miscellaneous Supplies	4,927	5,000	5,000	5,000	0
4460 - Other Materials & Supplies	10,082	0	0	0	0
4500 - Education and Training	125	0	5,500	0	(5,500)
4720 - Conference Travel & Expenses	1,515	1,700	10,700	15,200	4,500
4815 - Repair & Maint - Equipment	126	500	500	500	0
4910 - Miscellaneous Fees & Registration	0	0	10,000	10,000	0
Materials, Supplies and Services	824,552	1,167,600	1,137,100	3,642,700	2,505,600
1270 - General Plant & Equip (over \$5,000)	0	37,000	37,000	36,000	(1,000)
Equipment	0	37,000	37,000	36,000	(1,000)
Total Water Resources Administration	1,333,638	1,679,700	1,660,800	4,304,600	2,643,800

Budget Highlights

**Board of Water Supply
Operating Budget
Fiscal Year 2027**

WR - Water Resources

5470 - Water System Planning

Section's Activity

The Water Systems Planning section supports the functions of the Water Resources Division and other divisions by analyzing the feasibility of proposed capital projects and water system improvements using computer hydraulic models; verifying source contribution for the annual Consumer Confidence Report; developing specialized computer hydraulic models and analyzing operational scenarios; implementing/ assisting with the investigation and resolution of customer complaints of inadequate water service; coordinating the acquisition and evaluation of private water systems; and gathering real-time operational data for analysis and evaluation.

Account	FY2025 Actual	FY2025 Adopted Budget	FY2026 Adopted Budget	FY2027 Proposed Budget	Change
4110 - Salaries & Wages	411,093	509,500	509,000	541,500	32,500
4120 - Overtime	283	3,438	6,749	8,436	1,687
4130 - Miscellaneous (Payroll)	0	42,566	61,014	0	(61,014)
Personnel Services	411,376	555,504	576,763	549,936	(26,827)
4160 - Meals; Mileage & Uniform Allowances	20	600	600	600	0
4250 - Other Contractual Services	111,223	102,060	104,560	106,060	1,500
4430 - Miscellaneous Supplies	8	0	0	0	0
4460 - Other Materials & Supplies	408	1,800	1,800	1,800	0
4480 - Postage	87	480	700	700	0
4500 - Education and Training	300	4,800	4,800	4,800	0
4720 - Conference Travel & Expenses	3,311	5,025	16,245	19,200	2,955
4815 - Repair & Maint - Equipment	2,259	9,864	9,972	11,200	1,228
8050 - Equipment (under \$5,000)	0	1,250	13,240	0	(13,240)
Materials, Supplies and Services	117,616	125,879	151,917	144,360	(7,557)
1270 - General Plant & Equip (over \$5,000)	9,965	0	0	22,000	22,000
Equipment	9,965	0	0	22,000	22,000
Total Water System Planning	538,957	681,383	728,680	716,296	(12,384)

Budget Highlights

Board of Water Supply
Operating Budget
Fiscal Year 2027

WR - Water Resources

5472 - Water Conservation

Section's Activity

The Water Conservation section directs the water conservation activities of the department; conducts the planning, engineering, research, development, and implementation of the department's external (demand-side) and internal (infrastructure) conservation programs, including water facilities energy conservation and efficiency programs and recycled and other non-potable water programs.

Account	FY2025 Actual	FY2025 Adopted Budget	FY2026 Adopted Budget	FY2027 Proposed Budget	Change
4110 - Salaries & Wages	431,868	478,500	573,100	612,900	39,800
4120 - Overtime	16,611	23,368	29,552	30,322	770
4130 - Miscellaneous (Payroll)	0	0	0	55,000	55,000
Personnel Services	448,479	501,868	602,652	698,222	95,570
4160 - Meals; Mileage & Uniform Allowances	410	1,203	1,186	2,308	1,122
4250 - Other Contractual Services	4,206	0	0	0	0
4270 - Professional Services	1,647,461	1,647,461	2,613,500	3,838,500	1,225,000
4430 - Miscellaneous Supplies	40	0	0	0	0
4460 - Other Materials & Supplies	2,967	11,250	10,950	10,950	0
4720 - Conference Travel & Expenses	3,010	3,100	17,400	35,100	17,700
4808 - Repair, Maintenance and Other Services - Photovoltaic (PV)	517,441	517,441	538,764	566,000	27,236
4910 - Miscellaneous Fees & Registration	0	0	900	900	0
8050 - Equipment (under \$5,000)	0	0	0	4,800	4,800
Materials, Supplies and Services	2,175,534	2,180,455	3,182,700	4,458,558	1,275,858
Total Water Conservation	2,624,013	2,682,323	3,785,352	5,156,780	1,371,428

Budget Highlights

**Board of Water Supply
Operating Budget
Fiscal Year 2027**

WR - Water Resources

5475 - Recycled Water

Section's Activity

The Recycled Water program is responsible for the treatment and distribution of recycled water for beneficial reuse island-wide; the construction, acquisition, and operation of recycled water treatment and distribution infrastructure; long-term service and support agreements with large water users; and to conduct research and provide public outreach to promote acceptance of recycled water.

Account	FY2025 Actual	FY2025 Adopted Budget	FY2026 Adopted Budget	FY2027 Proposed Budget	Change
4250 - Other Contractual Services	270,233	290,000	420,000	450,000	30,000
4810 - Repair & Maint - Recycled Water Plt	4,588,301	1,317,408	1,550,656	1,865,081	314,425
4920 - Non-Potable Water Trtmnt Plt Costs	2,410,006	5,936,029	6,093,363	7,899,494	1,806,131
Materials, Supplies and Services	7,268,540	7,543,437	8,064,019	10,214,575	2,150,556
Total Recycled Water	7,268,540	7,543,437	8,064,019	10,214,575	2,150,556

Budget Highlights

DRAFT

Board of Water Supply
Operating Budget
Fiscal Year 2027

WR - Water Resources

5480 - Hydrology-Geology

Section's Activity

The Hydrology-Geology section is responsible for water resource monitoring and evaluation. The section collects and analyzes hydrologic and geologic data to manage resources, to identify new sources, to determine capacity of groundwater resources and aquifer properties. Plans and specifications are prepared for the drilling, testing, and sealing of wells of varying utility. The data collection unit collects rainfall, production and water level data, and conducts geophysical well profiles. These compiled data as well as hydrologic advice provided by staff is given to other sections, units, agencies and the public as requested. The data is used for the preparation of source development and management reports and studies. Watershed related programs and activities are administered through the watershed coordinator.

Account	FY2025 Actual	FY2025 Adopted Budget	FY2026 Adopted Budget	FY2027 Proposed Budget	Change
4110 - Salaries & Wages	455,368	500,000	578,500	575,700	(2,800)
4120 - Overtime	14,686	43,589	44,476	44,476	0
4130 - Miscellaneous (Payroll)	1,912	5,156	5,315	5,315	0
Personnel Services	471,966	548,745	628,291	625,491	(2,800)
4160 - Meals; Mileage & Uniform Allowances	552	1,000	1,000	1,000	0
4250 - Other Contractual Services	899,976	162,000	262,000	262,000	0
4255 - Other Services	205,160	1,367,781	1,696,777	1,677,228	(19,549)
4265 - Printing	0	1,000	1,000	1,000	0
4430 - Miscellaneous Supplies	10	0	0	0	0
4460 - Other Materials & Supplies	18,414	76,200	76,200	76,200	0
4500 - Education and Training	825	1,600	1,600	1,600	0
4720 - Conference Travel & Expenses	0	7,200	10,800	21,700	10,900
4815 - Repair & Maint - Equipment	8,000	45,000	45,000	45,000	0
4910 - Miscellaneous Fees & Registration	3,284	1,200	1,200	1,200	0
4940 - US Geol Surv (USGS) CoOp Invest	240,656	260,000	300,000	300,000	0
8050 - Equipment (under \$5,000)	0	138,000	138,000	138,000	0
Materials, Supplies and Services	1,376,877	2,060,981	2,533,577	2,524,928	(8,649)
1270 - General Plant & Equip (over \$5,000)	0	50,000	75,000	50,000	(25,000)
Equipment	0	50,000	75,000	50,000	(25,000)
Total Hydrology-Geology	1,848,843	2,659,726	3,236,868	3,200,419	(36,449)

Budget Highlights

**Board of Water Supply
Operating Budget
Fiscal Year 2027**

WR - Water Resources

5490 - Project Review

Section's Activity

The Project Review section reviews all requests concerning the availability of water; reviews all water master plans of private and public developments; provides system pressure and flow data; evaluates existing system facilities to ascertain capacities required to support proposed private and public developments; and maintains the files of outstanding water commitments.

Account	FY2025 Actual	FY2025 Adopted Budget	FY2026 Adopted Budget	FY2027 Proposed Budget	Change
4110 - Salaries & Wages	363,504	435,500	501,800	498,900	(2,900)
4120 - Overtime	12,632	7,753	16,293	19,473	3,180
Personnel Services	376,136	443,253	518,093	518,373	280
4160 - Meals; Mileage & Uniform Allowances	154	720	720	720	0
4250 - Other Contractual Services	41	0	0	0	0
4460 - Other Materials & Supplies	360	900	400	400	0
4500 - Education and Training	0	500	400	200	(200)
4720 - Conference Travel & Expenses	1,300	1,500	3,300	5,800	2,500
8050 - Equipment (under \$5,000)	0	1,800	0	1,200	1,200
Materials, Supplies and Services	1,855	5,420	4,820	8,320	3,500
Total Project Review	377,990	448,673	522,913	526,693	3,780

Budget Highlights

Board of Water Supply
Operating Budget
Fiscal Year 2027

WR - Water Resources

5495 - Long Range Planning

Section's Activity

The Long-Range Planning section develops master and long-range plans for water system improvements to meet departmental goals and objectives; prepares population projections and estimates of future water requirements; and prepares, prioritizes, and justifies related Capital Program projects.

Account	FY2025 Actual	FY2025 Adopted Budget	FY2026 Adopted Budget	FY2027 Proposed Budget	Change
4110 - Salaries & Wages	465,527	513,300	571,700	587,200	15,500
4120 - Overtime	40,912	68,000	88,100	100,500	12,400
4130 - Miscellaneous (Payroll)	0	0	0	54,590	54,590
Personnel Services	506,439	581,300	659,800	742,290	82,490
4160 - Meals; Mileage & Uniform Allowances	858	1,090	1,180	670	(510)
4250 - Other Contractual Services	0	1,460	1,040	1,040	0
4270 - Professional Services	1,051,565	1,500,000	0	0	0
4430 - Miscellaneous Supplies	63	0	0	0	0
4460 - Other Materials & Supplies	178	650	650	650	0
4720 - Conference Travel & Expenses	950	2,200	4,000	8,850	4,850
8050 - Equipment (under \$5,000)	0	0	1,000	1,000	0
Materials, Supplies and Services	1,053,614	1,505,400	7,870	12,210	4,340
Total Long Range Planning	1,560,053	2,086,700	667,670	754,500	86,830

Budget Highlights

**Board of Water Supply
Operating Budget
Fiscal Year 2027**

FO - Field Operations

Division/Office's Activity

The Field Operations Division is responsible for the maintenance of all waterworks facilities including all pipelines, valves, fire hydrants, meters, Automated Meter Reading (AMR) components, and corporation yards; maintaining all grounds; installing, maintaining, and repairing service connections; maintaining office buildings; and physical control of the storerooms and storage yards.

Account	FY2025 Actual	FY2025 Adopted Budget	FY2026 Adopted Budget	FY2027 Proposed Budget	Change
4610 - Electric Power - Water Distrib Fac	36	0	0	0	0
Departmental Fixed Charges	36	0	0	0	0
4110 - Salaries & Wages	15,594,948	17,208,100	17,340,600	18,879,400	1,538,800
4120 - Overtime	2,237,985	2,502,000	2,542,000	2,502,000	(40,000)
4130 - Miscellaneous (Payroll)	506,348	872,800	845,300	964,300	119,000
Personnel Services	18,339,281	20,582,900	20,727,900	22,345,700	1,617,800
1110 - Materials & Supplies (Storeroom)	3,592,808	3,120,000	3,432,000	4,081,000	649,000
1120 - Meters (Storeroom)	48,779	2,275,000	2,502,500	2,612,500	110,000
1125 - AMR Materials & Supplies (Storeroom)	693,482	750,000	825,000	825,000	0
4160 - Meals; Mileage & Uniform Allowances	104,435	134,500	136,150	136,150	0
4230 - Emergency & Contracted Road Repairs	6,199,037	7,200,000	7,200,000	7,200,000	0
4250 - Other Contractual Services	1,739,429	3,678,000	4,045,000	3,020,000	(1,025,000)
4270 - Professional Services	0	100,000	100,000	100,000	0
4280 - Refuse Collection & Disposal	1,010,566	1,200,000	1,200,000	1,500,000	300,000
4420 - Hauling Charges	0	50,000	50,000	50,000	0
4430 - Miscellaneous Supplies	11,868	10,000	11,000	10,000	(1,000)
4440 - Motor Vehicle Parts & Accessories	1,520	0	0	0	0
4460 - Other Materials & Supplies	308,440	541,000	595,100	541,000	(54,100)
4470 - Parts and Accessories	5,416	0	0	0	0
4490 - Storeroom Materials	6,774	0	0	0	0
4500 - Education and Training	7,143	45,000	45,000	45,000	0
4720 - Conference Travel & Expenses	7,675	6,000	49,500	57,700	8,200
4805 - Repair & Maint - Structures	39,314	505,000	505,000	505,000	0
4815 - Repair & Maint - Equipment	19,766	38,000	38,000	38,000	0
4923 - Store Materials & Expense	966,839	800,000	800,000	800,000	0
8050 - Equipment (under \$5,000)	104,859	81,280	158,355	188,900	30,545
Materials, Supplies and Services	14,868,151	20,533,780	21,692,605	21,710,250	17,645
1270 - General Plant & Equip (over \$5,000)	52,511	132,900	191,680	424,000	232,320
Equipment	52,511	132,900	191,680	424,000	232,320
Total FO - Field Operations	33,259,979	41,249,580	42,612,185	44,479,950	1,867,765

Notes

Board of Water Supply
Operating Budget
Fiscal Year 2027

FO - Field Operations

5500 - Field Operations Administration

Section's Activity

The Field Operations Administration section directs the affairs of the Field Operations Division.

Account	FY2025 Actual	FY2025 Adopted Budget	FY2026 Adopted Budget	FY2027 Proposed Budget	Change
4110 - Salaries & Wages	191,350	445,600	515,100	613,800	98,700
4120 - Overtime	0	10,000	10,000	10,000	0
4130 - Miscellaneous (Payroll)	0	10,000	10,000	10,000	0
Personnel Services	191,350	465,600	535,100	633,800	98,700
4160 - Meals; Mileage & Uniform Allowances	67	1,000	1,000	1,000	0
4230 - Emergency & Contracted Road Repairs	6,034,874	7,200,000	7,200,000	7,200,000	0
4250 - Other Contractual Services	497,526	725,000	1,075,000	1,075,000	0
4270 - Professional Services	0	100,000	100,000	100,000	0
4280 - Refuse Collection & Disposal	1,010,566	1,200,000	1,200,000	1,500,000	300,000
4430 - Miscellaneous Supplies	215	0	0	0	0
4500 - Education and Training	1,105	45,000	45,000	45,000	0
4720 - Conference Travel & Expenses	7,675	6,000	49,500	57,700	8,200
4805 - Repair & Maint - Structures	0	25,000	25,000	25,000	0
Materials, Supplies and Services	7,552,028	9,302,000	9,695,500	10,003,700	308,200
1270 - General Plant & Equip (over \$5,000)	0	50,000	50,000	0	(50,000)
Equipment	0	50,000	50,000	0	(50,000)
Total Field Operations Administration	7,743,378	9,817,600	10,280,600	10,637,500	356,900

Budget Highlights

**Board of Water Supply
Operating Budget
Fiscal Year 2027**

FO - Field Operations

5525 - Engineering & Technical Support

Section's Activity

The Engineering and Technical Support section is responsible for the leak detection program; prepares plans and specifications, implements, and inspects the Indefinite Delivery Indefinite Quantity repaving work by contractors; prepares plans and specifications for capital projects under Field Operations' jurisdiction; review plans, specifications, and reports for BWS projects and projects that will be dedicated to BWS; evaluates new materials and equipment for maintenance requirements; and provide engineering support for field crews' work.

Account	FY2025 Actual	FY2025 Adopted Budget	FY2026 Adopted Budget	FY2027 Proposed Budget	Change
4110 - Salaries & Wages	369,021	597,500	637,800	539,300	(98,500)
4120 - Overtime	47,141	50,000	50,000	50,000	0
4130 - Miscellaneous (Payroll)	50	10,000	10,000	10,000	0
Personnel Services	416,212	657,500	697,800	599,300	(98,500)
4160 - Meals; Mileage & Uniform Allowances	3,216	3,500	3,500	3,500	0
4250 - Other Contractual Services	269,565	275,000	275,000	275,000	0
4460 - Other Materials & Supplies	3,483	10,000	11,000	10,000	(1,000)
4815 - Repair & Maint - Equipment	0	5,000	5,000	5,000	0
8050 - Equipment (under \$5,000)	8,059	500	550	100,000	99,450
Materials, Supplies and Services	284,323	294,000	295,050	393,500	98,450
1270 - General Plant & Equip (over \$5,000)	15,893	17,500	104,500	14,000	(90,500)
Equipment	15,893	17,500	104,500	14,000	(90,500)
Total Technical & Operational Support Branch	716,428	969,000	1,097,350	1,006,800	(90,550)

Budget Highlights

Board of Water Supply
Operating Budget
Fiscal Year 2027

FO - Field Operations

5552 - Meter Maintenance

Section's Activity

The Meter Maintenance section operates and maintains the meter shop for testing and repairing meters; conducts annual meter and Automated Meter Reading (AMR) maintenance program; inspects and performs large meter performance tests; repairs or replaces large meters; reviews and evaluates meter technical data; performs meter mastering to optimize meter type, size, and to diagnose problems; and installs and removes temporary fire hydrant meter assemblies.

Account	FY2025 Actual	FY2025 Adopted Budget	FY2026 Adopted Budget	FY2027 Proposed Budget	Change
4110 - Salaries & Wages	1,070,078	1,415,000	1,150,800	1,391,000	240,200
4120 - Overtime	47,467	35,000	45,000	50,000	5,000
4130 - Miscellaneous (Payroll)	1,785	40,000	40,000	40,000	0
Personnel Services	1,119,330	1,490,000	1,235,800	1,481,000	245,200
1120 - Meters (Storeroom)	48,779	2,275,000	2,502,500	2,612,500	110,000
1125 - AMR Materials & Supplies (Storeroom)	693,482	750,000	825,000	825,000	0
4160 - Meals; Mileage & Uniform Allowances	3,060	3,000	3,000	3,000	0
4250 - Other Contractual Services	4,563	0	0	0	0
4460 - Other Materials & Supplies	38,786	30,000	33,000	30,000	(3,000)
8050 - Equipment (under \$5,000)	62,109	32,800	39,600	0	(39,600)
Materials, Supplies and Services	850,778	3,090,800	3,403,100	3,470,500	67,400
1270 - General Plant & Equip (over \$5,000)	0	0	0	410,000	410,000
Equipment	0	0	0	410,000	410,000
Total Technical & Operational Support Branch	1,970,108	4,580,800	4,638,900	5,361,500	722,600

Budget Highlights

**Board of Water Supply
Operating Budget
Fiscal Year 2027**

FO - Field Operations

5585 - Storeroom

Section's Activity

The Storeroom section is responsible for physical control of the storerooms and storage yards; coordinates and processes the annual materials contract; and stores and disposes of scrap and surplus materials.

Account	FY2025 Actual	FY2025 Adopted Budget	FY2026 Adopted Budget	FY2027 Proposed Budget	Change
4110 - Salaries & Wages	222,242	270,400	263,300	274,500	11,200
4120 - Overtime	18,629	7,000	7,000	7,000	0
4130 - Miscellaneous (Payroll)	0	10,000	10,000	10,000	0
Personnel Services	240,871	287,400	280,300	291,500	11,200
1110 - Materials & Supplies (Storeroom)	3,592,808	3,120,000	3,432,000	4,081,000	649,000
4160 - Meals; Mileage & Uniform Allowances	6,643	4,000	4,000	4,000	0
4250 - Other Contractual Services	0	75,000	75,000	75,000	0
4420 - Hauling Charges	0	50,000	50,000	50,000	0
4430 - Miscellaneous Supplies	3,949	0	0	0	0
4440 - Motor Vehicle Parts & Accessories	1,520	0	0	0	0
4460 - Other Materials & Supplies	52,110	250,000	275,000	250,000	(25,000)
4470 - Parts and Accessories	5,416	0	0	0	0
4490 - Storeroom Materials	6,774	0	0	0	0
4500 - Education and Training	98	0	0	0	0
4815 - Repair & Maint - Equipment	11,976	0	0	0	0
4923 - Store Materials & Expense	966,839	800,000	800,000	800,000	0
8050 - Equipment (under \$5,000)	0	5,000	5,500	5,000	(500)
Materials, Supplies and Services	4,648,133	4,304,000	4,641,500	5,265,000	623,500
Total Technical & Operational Support Branch	4,889,004	4,591,400	4,921,800	5,556,500	634,700

Budget Highlights

Board of Water Supply
Operating Budget
Fiscal Year 2027

FO - Field Operations

5519 - Maintenance Support

Section's Activity

The Maintenance Support branch directs and coordinates the activities pertaining to the landscaping and maintenance of the Beretania Complex buildings and corporation yards.

Account	FY2025 Actual	FY2025 Adopted Budget	FY2026 Adopted Budget	FY2027 Proposed Budget	Change
4110 - Salaries & Wages	301,845	328,200	328,200	338,400	10,200
4120 - Overtime	20,842	40,000	70,000	30,000	(40,000)
4130 - Miscellaneous (Payroll)	1,938	3,400	3,400	48,400	45,000
Personnel Services	324,625	371,600	401,600	416,800	15,200
4160 - Meals; Mileage & Uniform Allowances	592	1,000	2,500	2,500	0
4460 - Other Materials & Supplies	3,358	0	0	0	0
4470 - Parts and Accessories	(0)	0	0	0	0
4805 - Repair & Maint - Structures	914	0	0	0	0
Materials, Supplies and Services	4,864	1,000	2,500	2,500	0
Total Maintenance Support Branch	329,489	372,600	404,100	419,300	15,200

Budget Highlights

DRAFT

**Board of Water Supply
Operating Budget
Fiscal Year 2027**

FO - Field Operations

5522 - Grounds

Section's Activity

The Grounds section is responsible for the maintenance of grounds and landscaped areas at Beretania Complex, Halawa Garden, corporation yards, pump stations, reservoirs, and well sites; maintains BWS access roads from vegetation overgrowth; and prepares, implements, and oversees contracts for private contractors to perform major tree trimming and maintenance work at dam sites.

Account	FY2025 Actual	FY2025 Adopted Budget	FY2026 Adopted Budget	FY2027 Proposed Budget	Change
4110 - Salaries & Wages	1,944,550	2,220,800	2,220,800	2,384,200	163,400
4120 - Overtime	23,178	20,000	20,000	30,000	10,000
4130 - Miscellaneous (Payroll)	87,205	70,000	100,000	150,000	50,000
Personnel Services	2,054,932	2,310,800	2,340,800	2,564,200	223,400
4160 - Meals; Mileage & Uniform Allowances	4,470	6,000	6,000	6,000	0
4250 - Other Contractual Services	766,415	2,370,000	2,370,000	1,395,000	(975,000)
4460 - Other Materials & Supplies	54,452	50,000	55,000	50,000	(5,000)
4815 - Repair & Maint - Equipment	965	5,000	5,000	5,000	0
8050 - Equipment (under \$5,000)	3,099	2,900	10,505	5,230	(5,275)
Materials, Supplies and Services	829,401	2,433,900	2,446,505	1,461,230	(985,275)
Total Maintenance Support Branch	2,884,333	4,744,700	4,787,305	4,025,430	(761,875)

Budget Highlights

Board of Water Supply
Operating Budget
Fiscal Year 2027

FO - Field Operations

5553 - Building Custodial

Section's Activity

The Building Custodial section maintains Beretania Complex buildings, Kalihi Office buildings, and Kalihi Museum.

Account	FY2025 Actual	FY2025 Adopted Budget	FY2026 Adopted Budget	FY2027 Proposed Budget	Change
4110 - Salaries & Wages	548,127	520,000	520,000	558,700	38,700
4120 - Overtime	1,130	10,000	10,000	10,000	0
4130 - Miscellaneous (Payroll)	27,503	10,000	10,000	10,000	0
Personnel Services	576,760	540,000	540,000	578,700	38,700
4160 - Meals; Mileage & Uniform Allowances	642	5,000	5,000	5,000	0
4250 - Other Contractual Services	30,127	60,000	60,000	10,000	(50,000)
4460 - Other Materials & Supplies	14,063	12,000	13,200	12,000	(1,200)
4805 - Repair & Maint - Structures	0	20,000	20,000	20,000	0
8050 - Equipment (under \$5,000)	0	1,400	0	170	170
Materials, Supplies and Services	44,832	98,400	98,200	47,170	(51,030)
Total Maintenance Support Branch	621,592	638,400	638,200	625,870	(12,330)

Budget Highlights

DRAFT

**Board of Water Supply
Operating Budget
Fiscal Year 2027**

FO - Field Operations

5535 - Metropolitan Field Services District

Section's Activity

The Metropolitan Field Services District administers the affairs of the section. It conducts all emergency repair operations and maintenance work involving the water system and appurtenances within the Metropolitan District, including all mains, valves, service connections, fire hydrants, reservoir disinfection work, and appurtenant concrete work; repair reservoirs and buildings; construct pipelines and miscellaneous projects; conducts Sanitary Survey inspection work; and provides clerical support for Engineering & Technical Support Section (5525), and the Maintenance Support Branch (5519).

Account	FY2025 Actual	FY2025 Adopted Budget	FY2026 Adopted Budget	FY2027 Proposed Budget	Change
4610 - Electric Power - Water Distrib Fac	36	0	0	0	0
Departmental Fixed Charges	36	0	0	0	0
4110 - Salaries & Wages	4,874,763	5,151,800	5,252,100	5,814,900	562,800
4120 - Overtime	838,370	1,000,000	1,000,000	1,000,000	0
4130 - Miscellaneous (Payroll)	154,243	288,000	298,000	315,000	17,000
Personnel Services	5,867,377	6,439,800	6,550,100	7,129,900	579,800
4160 - Meals; Mileage & Uniform Allowances	33,627	50,000	50,000	50,000	0
4250 - Other Contractual Services	129,557	152,000	152,000	152,000	0
4430 - Miscellaneous Supplies	4,271	6,000	6,600	6,000	(600)
4460 - Other Materials & Supplies	75,239	90,000	99,000	90,000	(9,000)
4470 - Parts and Accessories	0	0	0	0	0
4500 - Education and Training	4,720	0	0	0	0
4805 - Repair & Maint - Structures	36,467	250,000	250,000	250,000	0
4815 - Repair & Maint - Equipment	6,389	15,000	15,000	15,000	0
8050 - Equipment (under \$5,000)	1,748	5,300	28,632	12,000	(16,632)
Materials, Supplies and Services	292,019	568,300	601,232	575,000	(26,232)
1270 - General Plant & Equip (over \$5,000)	36,618	53,400	37,180	0	(37,180)
Equipment	36,618	53,400	37,180	0	(37,180)
Total Metropolitan Field Services District	6,196,049	7,061,500	7,188,512	7,704,900	516,388

Budget Highlights

**Board of Water Supply
Operating Budget
Fiscal Year 2027**

FO - Field Operations

5540 - Suburban Field Services District

Section's Activity

The Suburban Field Services section directs and coordinates the activities pertaining to maintenance of pipelines and appurtenances, building and corporation yards, provides clerical support to sections of the branch (5541 - Manana, 5542 - Wahiawa, 5543 - Waianae, and 5560 Windward).

Account	FY2025 Actual	FY2025 Adopted Budget	FY2026 Adopted Budget	FY2027 Proposed Budget	Change
4110 - Salaries & Wages	98,161	160,800	181,900	191,600	9,700
4120 - Overtime	598	5,000	5,000	5,000	0
4130 - Miscellaneous (Payroll)	0	2,400	2,400	2,400	0
Personnel Services	98,759	168,200	189,300	199,000	9,700
4160 - Meals; Mileage & Uniform Allowances	70	0	150	150	0
4250 - Other Contractual Services	17,971	0	17,000	17,000	0
4430 - Miscellaneous Supplies	3,373	4,000	4,400	4,000	(400)
4805 - Repair & Maint - Structures	0	200,000	200,000	200,000	0
Materials, Supplies and Services	21,414	204,000	221,550	221,150	(400)
Total Administration Section	120,173	372,200	410,850	420,150	9,300

Budget Highlights

DRAFT

**Board of Water Supply
Operating Budget
Fiscal Year 2027**

FO - Field Operations

5541 - Manana

Section's Activity

The Manana section conducts all emergency repair operations and maintenance work involving the water system and appurtenances within the Manana District, including all mains, valves, service connections, fire hydrants, reservoir disinfection work, and appurtenant concrete work; repair reservoirs and buildings; construct pipelines and miscellaneous projects; and conducts Sanitary Survey inspection work.

Account	FY2025 Actual	FY2025 Adopted Budget	FY2026 Adopted Budget	FY2027 Proposed Budget	Change
4110 - Salaries & Wages	2,442,419	2,423,400	2,518,800	2,795,500	276,700
4120 - Overtime	596,334	500,000	500,000	600,000	100,000
4130 - Miscellaneous (Payroll)	94,149	189,000	144,500	144,500	0
Personnel Services	3,132,902	3,112,400	3,163,300	3,540,000	376,700
4160 - Meals; Mileage & Uniform Allowances	25,891	20,000	20,000	20,000	0
4230 - Emergency & Contracted Road Repairs	164,162	0	0	0	0
4250 - Other Contractual Services	20,018	15,000	15,000	15,000	0
4460 - Other Materials & Supplies	31,285	60,000	66,000	60,000	(6,000)
4500 - Education and Training	485	0	0	0	0
4805 - Repair & Maint - Structures	1,240	0	0	0	0
4815 - Repair & Maint - Equipment	436	5,000	5,000	5,000	0
8050 - Equipment (under \$5,000)	13,192	14,880	13,398	15,300	1,902
Materials, Supplies and Services	256,710	114,880	119,398	115,300	(4,098)
1270 - General Plant & Equip (over \$5,000)	0	7,000	0	0	0
Equipment	0	7,000	0	0	0
Total Administration Section	3,389,611	3,234,280	3,282,698	3,655,300	372,602

Budget Highlights

Board of Water Supply
Operating Budget
Fiscal Year 2027

FO - Field Operations

5542 - Wahiawa

Section's Activity

The Wahiawa section conducts all emergency repair operations and maintenance work involving the water distribution system and appurtenances within the Wahiawa District, including all mains, valves, service connections, fire hydrants, reservoir disinfection work, and appurtenant concrete work; repair reservoirs and buildings; construct pipelines and miscellaneous projects; and conducts Sanitary Survey inspection work.

Account	FY2025 Actual	FY2025 Adopted Budget	FY2026 Adopted Budget	FY2027 Proposed Budget	Change
4110 - Salaries & Wages	766,571	800,900	825,500	911,600	86,100
4120 - Overtime	153,983	150,000	150,000	160,000	10,000
4130 - Miscellaneous (Payroll)	16,227	41,400	41,400	41,400	0
Personnel Services	936,781	992,300	1,016,900	1,113,000	96,100
4160 - Meals; Mileage & Uniform Allowances	6,703	11,000	11,000	11,000	0
4460 - Other Materials & Supplies	8,445	12,000	13,200	12,000	(1,200)
4500 - Education and Training	245	0	0	0	0
4815 - Repair & Maint - Equipment	0	3,000	3,000	3,000	0
8050 - Equipment (under \$5,000)	7,528	7,500	13,860	16,350	2,490
Materials, Supplies and Services	22,921	33,500	41,060	42,350	1,290
Total Administration Section	959,702	1,025,800	1,057,960	1,155,350	97,390

Budget Highlights

**Board of Water Supply
Operating Budget
Fiscal Year 2027**

FO - Field Operations

5543 - Waianae

Section's Activity

The Waianae section conducts all emergency repair operations and maintenance work involving the water distribution system and appurtenances within the Waianae District, including all mains, valves, service connections, fire hydrants, reservoir disinfection work, and appurtenant concrete work; repair reservoirs and buildings; construct pipelines and miscellaneous projects; and conducts Sanitary Survey inspection work.

Account	FY2025 Actual	FY2025 Adopted Budget	FY2026 Adopted Budget	FY2027 Proposed Budget	Change
4110 - Salaries & Wages	803,200	941,500	946,700	997,000	50,300
4120 - Overtime	139,112	275,000	275,000	150,000	(125,000)
4130 - Miscellaneous (Payroll)	84,602	81,200	83,200	83,200	0
Personnel Services	1,026,914	1,297,700	1,304,900	1,230,200	(74,700)
4160 - Meals; Mileage & Uniform Allowances	6,133	15,000	15,000	15,000	0
4460 - Other Materials & Supplies	2,676	7,000	7,700	7,000	(700)
4815 - Repair & Maint - Equipment	0	2,500	2,500	2,500	0
8050 - Equipment (under \$5,000)	4,842	7,000	8,360	4,700	(3,660)
Materials, Supplies and Services	13,651	31,500	33,560	29,200	(4,360)
1270 - General Plant & Equip (over \$5,000)	0	5,000	0	0	0
Equipment	0	5,000	0	0	0
Total Administration Section	1,040,565	1,334,200	1,338,460	1,259,400	(79,060)

Budget Highlights

Board of Water Supply
Operating Budget
Fiscal Year 2027

FO - Field Operations

5560 - Windward Section

Section's Activity

The Windward section conducts all emergency repair operations and maintenance work involving the water distribution system and appurtenances within the Windward District, including all mains, valves, service connections, fire hydrants, reservoir disinfection work, and appurtenant concrete work; repair reservoirs and buildings; construct pipelines and miscellaneous projects; and conducts Sanitary Survey inspection work.

Account	FY2025 Actual	FY2025 Adopted Budget	FY2026 Adopted Budget	FY2027 Proposed Budget	Change
4110 - Salaries & Wages	1,962,620	1,932,200	1,979,600	2,068,900	89,300
4120 - Overtime	351,201	400,000	400,000	400,000	0
4130 - Miscellaneous (Payroll)	38,647	117,400	92,400	99,400	7,000
Personnel Services	2,352,469	2,449,600	2,472,000	2,568,300	96,300
4160 - Meals; Mileage & Uniform Allowances	13,322	15,000	15,000	15,000	0
4250 - Other Contractual Services	3,687	6,000	6,000	6,000	0
4430 - Miscellaneous Supplies	61	0	0	0	0
4460 - Other Materials & Supplies	24,544	20,000	22,000	20,000	(2,000)
4500 - Education and Training	490	0	0	0	0
4805 - Repair & Maint - Structures	693	10,000	10,000	10,000	0
4815 - Repair & Maint - Equipment	0	2,500	2,500	2,500	0
8050 - Equipment (under \$5,000)	4,282	4,000	37,950	30,150	(7,800)
Materials, Supplies and Services	47,078	57,500	93,450	83,650	(9,800)
Total Administration Section	2,399,546	2,507,100	2,565,450	2,651,950	86,500

Budget Highlights

**Board of Water Supply
Operating Budget
Fiscal Year 2027**

CP - Capital Projects

Division/Office's Activity

The Capital Projects Division develops and directs engineering policy and programs to carry out the department's mission, vision, goals, and objectives; formulates and implements the annual Capital Improvement Program budget; develops, implements, and maintains programs to address water infrastructure needs; ensures all improvements to the municipal water system are designed and constructed in compliance with the department's standards and policies; coordinates construction schedules and requirements between operational units and external entities; and provides advisory services to other units and staff services for executive decision making.

Account	FY2025 Actual	FY2025 Adopted Budget	FY2026 Adopted Budget	FY2027 Proposed Budget	Change
4110 - Salaries & Wages	5,009,513	6,230,000	6,867,200	6,858,600	(8,600)
4120 - Overtime	492,529	440,000	440,000	470,000	30,000
4130 - Miscellaneous (Payroll)	1,337	274,500	274,500	274,500	0
Personnel Services	5,503,379	6,944,500	7,581,700	7,603,100	21,400
4160 - Meals; Mileage & Uniform Allowances	10,197	6,984	6,994	12,900	5,906
4250 - Other Contractual Services	225,076	470,019	470,200	473,200	3,000
4260 - Advertising & Publication of Notices	6,484	3,000	3,000	6,500	3,500
4270 - Professional Services	2,213,432	2,000,000	2,000,000	3,000,000	1,000,000
4430 - Miscellaneous Supplies	3,336	4,000	4,000	5,000	1,000
4460 - Other Materials & Supplies	13,824	32,450	32,850	30,450	(2,400)
4500 - Education and Training	160	36,060	33,570	39,870	6,300
4720 - Conference Travel & Expenses	0	9,350	11,575	54,800	43,225
4815 - Repair & Maint - Equipment	4,791	4,600	5,100	5,600	500
4910 - Miscellaneous Fees & Registration	0	400	400	2,800	2,400
8050 - Equipment (under \$5,000)	1,853	4,000	13,000	9,300	(3,700)
Materials, Supplies and Services	2,479,152	2,570,863	2,580,689	3,640,420	1,059,731
1270 - General Plant & Equip (over \$5,000)	0	150,000	150,000	150,000	0
Equipment	0	150,000	150,000	150,000	0
Total CP - Capital Projects	7,982,531	9,665,363	10,312,389	11,393,520	1,081,131

Notes

Board of Water Supply
Operating Budget
Fiscal Year 2027

CP - Capital Projects

5565 - Capital Projects Administration

Section's Activity

Capital Projects Administration develops and directs programs involving the planning, design, inspection, and execution of all projects that are incorporated into the public water system.

Account	FY2025 Actual	FY2025 Adopted Budget	FY2026 Adopted Budget	FY2027 Proposed Budget	Change
4110 - Salaries & Wages	270,255	408,600	480,700	512,600	31,900
4120 - Overtime	36,963	40,000	40,000	40,000	0
4130 - Miscellaneous (Payroll)	1,337	300	300	300	0
Personnel Services	308,556	448,900	521,000	552,900	31,900
4160 - Meals; Mileage & Uniform Allowances	0	500	500	500	0
4250 - Other Contractual Services	21,412	164,200	164,200	164,200	0
4260 - Advertising & Publication of Notices	6,484	3,000	3,000	6,500	3,500
4270 - Professional Services	2,207,332	2,000,000	2,000,000	3,000,000	1,000,000
4430 - Miscellaneous Supplies	3,336	2,500	2,500	3,500	1,000
4460 - Other Materials & Supplies	730	23,500	23,500	23,500	0
4500 - Education and Training	0	11,000	11,000	11,000	0
4720 - Conference Travel & Expenses	0	800	800	10,800	10,000
4815 - Repair & Maint - Equipment	131	0	0	0	0
4910 - Miscellaneous Fees & Registration	0	200	200	200	0
Materials, Supplies and Services	2,239,426	2,205,700	2,205,700	3,220,200	1,014,500
1270 - General Plant & Equip (over \$5,000)	0	150,000	150,000	150,000	0
Equipment	0	150,000	150,000	150,000	0
Total Administration	2,547,982	2,804,600	2,876,700	3,923,100	1,046,400

Budget Highlights

**Board of Water Supply
Operating Budget
Fiscal Year 2027**

CP - Capital Projects

5570 - Design & Plans Review

Section's Activity

The Design and Plans Review branch formulates design and construction projects to address the needs of the department; prepares and reviews plans, specifications, and cost estimates; coordinates and secures all necessary project approvals, permits, and clearances for modifications or extensions to the municipal water system; and reviews all public and private construction plans for conformance with the department's standards and policies and approved water master plans.

Account	FY2025 Actual	FY2025 Adopted Budget	FY2026 Adopted Budget	FY2027 Proposed Budget	Change
4110 - Salaries & Wages	965,323	1,097,500	1,261,700	1,325,600	63,900
4120 - Overtime	90,968	40,000	40,000	50,000	10,000
4130 - Miscellaneous (Payroll)	0	8,000	8,000	8,000	0
Personnel Services	1,056,291	1,145,500	1,309,700	1,383,600	73,900
4160 - Meals; Mileage & Uniform Allowances	120	200	200	200	0
4270 - Professional Services	2,750	0	0	0	0
4430 - Miscellaneous Supplies	0	1,000	1,000	1,000	0
4460 - Other Materials & Supplies	26	0	0	0	0
4500 - Education and Training	0	3,800	3,800	6,500	2,700
4720 - Conference Travel & Expenses	0	4,000	4,000	17,600	13,600
8050 - Equipment (under \$5,000)	0	0	2,500	3,500	1,000
Materials, Supplies and Services	2,896	9,000	11,500	28,800	17,300
Total Design & Plans Review	1,059,187	1,154,500	1,321,200	1,412,400	91,200

Budget Highlights

Board of Water Supply
Operating Budget
Fiscal Year 2027

CP - Capital Projects

5575 - Construction

Section's Activity

The Construction branch administers the department's construction contracts; plans and coordinates construction schedules; oversees all construction activities associated with projects that impact the BWS facilities and assets; and ensures all construction plans and specifications, whether by the BWS or by other public and private interests, is completed and approved with accepted engineering practices in accordance with the department's standards and policies.

Account	FY2025 Actual	FY2025 Adopted Budget	FY2026 Adopted Budget	FY2027 Proposed Budget	Change
4110 - Salaries & Wages	2,267,427	2,917,800	3,081,200	2,947,600	(133,600)
4120 - Overtime	329,991	350,000	350,000	350,000	0
4130 - Miscellaneous (Payroll)	0	250,000	250,000	250,000	0
Personnel Services	2,597,418	3,517,800	3,681,200	3,547,600	(133,600)
4160 - Meals; Mileage & Uniform Allowances	9,753	6,084	6,094	12,000	5,906
4250 - Other Contractual Services	22,134	30,819	31,000	31,000	0
4270 - Professional Services	1,700	0	0	0	0
4430 - Miscellaneous Supplies	0	500	500	500	0
4460 - Other Materials & Supplies	6,839	2,700	2,700	2,700	0
4500 - Education and Training	160	12,500	12,400	16,000	3,600
4720 - Conference Travel & Expenses	0	1,350	3,375	9,400	6,025
4910 - Miscellaneous Fees & Registration	0	200	200	200	0
8050 - Equipment (under \$5,000)	1,853	4,000	4,000	4,000	0
Materials, Supplies and Services	42,438	58,153	60,269	75,800	15,531
Total Construction	2,639,856	3,575,953	3,741,469	3,623,400	(118,069)

Budget Highlights

**Board of Water Supply
Operating Budget
Fiscal Year 2027**

CP - Capital Projects

5580 - Support

Section's Activity

The Support branch formulates the department's annual Capital Improvement Program budget; prepares and administers agreements with public agencies and private developers; prepares and reviews plans, specifications, cost estimates, and other necessary documents; coordinates and secures all necessary project approvals, permits, and clearances for the department's facility repair and replacement construction projects; develops and implements programs for facility renovations, asset replacement, and fire protection improvement; provides technical research, assistance, expertise, and advice throughout the department; develops and maintains the department's water system standards; and conducts research and product trials to evaluate new materials and equipment.

Account	FY2025 Actual	FY2025 Adopted Budget	FY2026 Adopted Budget	FY2027 Proposed Budget	Change
4110 - Salaries & Wages	709,381	1,076,800	1,218,400	1,238,000	19,600
4120 - Overtime	21,662	4,000	4,000	20,000	16,000
4130 - Miscellaneous (Payroll)	0	10,200	10,200	10,200	0
Personnel Services	731,043	1,091,000	1,232,600	1,268,200	35,600
4160 - Meals; Mileage & Uniform Allowances	144	100	100	100	0
4250 - Other Contractual Services	0	0	0	3,000	3,000
4270 - Professional Services	1,100	0	0	0	0
4460 - Other Materials & Supplies	3,814	2,000	2,400	2,400	0
4500 - Education and Training	0	6,490	4,100	4,100	0
4720 - Conference Travel & Expenses	0	1,600	1,800	3,800	2,000
4815 - Repair & Maint - Equipment	4,660	4,600	5,100	5,600	500
8050 - Equipment (under \$5,000)	0	0	1,500	1,800	300
Materials, Supplies and Services	9,718	14,790	15,000	20,800	5,800
Total Support	740,761	1,105,790	1,247,600	1,289,000	41,400

Budget Highlights

Board of Water Supply
Operating Budget
Fiscal Year 2027

CP - Capital Projects

5582 - Mechanical and Electrical

Section's Activity

The Mechanical and Electrical branch oversees the design and installation of mechanical and electrical equipment and systems throughout the municipal water system; prepares plans, specifications, and cost estimates; coordinates and secures all necessary project approvals, permits, and clearances for the construction of electrical and mechanical system installations and pump and motor repairs, renewals, and replacement work in accordance with the department's requirements; provides technical assistance and conducts field inspections, troubleshooting, pilot testing, and final acceptance inspections of mechanical and electrical components; monitors, evaluates, incorporates, and optimizes the BWS equipment standards; and provides technical assistance, expertise, and advice on daily operation of pump and power facilities, equipment renewal and upgrade programs, continuity of service, and maintenance.

Account	FY2025 Actual	FY2025 Adopted Budget	FY2026 Adopted Budget	FY2027 Proposed Budget	Change
4110 - Salaries & Wages	797,126	729,300	825,200	834,800	9,600
4120 - Overtime	12,945	6,000	6,000	10,000	4,000
4130 - Miscellaneous (Payroll)	0	6,000	6,000	6,000	0
Personnel Services	810,071	741,300	837,200	850,800	13,600
4160 - Meals; Mileage & Uniform Allowances	180	100	100	100	0
4250 - Other Contractual Services	181,529	275,000	275,000	275,000	0
4270 - Professional Services	550	0	0	0	0
4460 - Other Materials & Supplies	2,415	4,250	4,250	1,850	(2,400)
4500 - Education and Training	0	2,270	2,270	2,270	0
4720 - Conference Travel & Expenses	0	1,600	1,600	13,200	11,600
4910 - Miscellaneous Fees & Registration	0	0	0	2,400	2,400
Materials, Supplies and Services	184,674	283,220	283,220	294,820	11,600
Total Mechanical and Electrical	994,745	1,024,520	1,120,420	1,145,620	25,200

Budget Highlights

**Board of Water Supply
Operating Budget
Fiscal Year 2027**

WSO - Water System Operations

Division/Office's Activity

The Water System Operations Division is responsible for the operations and maintenance of pumping and water treatment plant equipment, plant facilities, and communications and electronic control systems. It maintains a 24-hour watch over the department's island-wide water systems and departmental electrical and emergency power supply systems. The unit also purchases, maintains, and repairs the department's vehicles and construction equipment.

Account	FY2025 Actual	FY2025 Adopted Budget	FY2026 Adopted Budget	FY2027 Proposed Budget	Change
4610 - Electric Power - Water Distrib Fac	1,900	0	0	0	0
Departmental Fixed Charges	1,900	0	0	0	0
4110 - Salaries & Wages	5,502,579	7,048,600	6,841,300	7,064,900	223,600
4120 - Overtime	1,040,176	909,000	989,000	1,111,000	122,000
4130 - Miscellaneous (Payroll)	146,208	96,600	123,600	114,500	(9,100)
Personnel Services	6,688,963	8,054,200	7,953,900	8,290,400	336,500
4160 - Meals; Mileage & Uniform Allowances	47,845	42,600	43,400	46,200	2,800
4250 - Other Contractual Services	783,013	1,531,500	1,214,000	2,372,000	1,158,000
4251 - Software Licenses and Maintenance	22,878	33,500	20,500	28,200	7,700
4267 - Printed forms	0	300	300	300	0
4270 - Professional Services	0	1,215,000	700,000	700,000	0
4410 - Gasoline	809,103	1,032,020	1,032,020	938,200	(93,820)
4430 - Miscellaneous Supplies	8,610	8,000	12,000	14,450	2,450
4440 - Motor Vehicle Parts & Accessories	536,681	452,000	497,200	500,000	2,800
4460 - Other Materials & Supplies	4,637,054	3,557,700	3,645,640	7,094,500	3,448,860
4470 - Parts and Accessories	671,278	625,500	713,350	1,230,000	516,650
4500 - Education and Training	8,000	32,700	32,700	27,700	(5,000)
4670 - Telemetry	252,910	220,000	300,000	300,000	0
4720 - Conference Travel & Expenses	0	6,200	11,200	31,400	20,200
4805 - Repair & Maint - Structures	13,563	69,000	175,000	175,000	0
4815 - Repair & Maint - Equipment	1,329,949	1,558,900	1,360,000	2,265,900	905,900
4910 - Miscellaneous Fees & Registration	1,026	4,450	2,150	2,150	0
8050 - Equipment (under \$5,000)	39,715	253,110	240,339	536,900	296,561
Materials, Supplies and Services	9,161,624	10,642,480	9,999,799	16,262,900	6,263,101
1270 - General Plant & Equip (over \$5,000)	2,827,824	4,289,400	4,623,300	2,850,500	(1,772,800)
Equipment	2,827,824	4,289,400	4,623,300	2,850,500	(1,772,800)
Total WSO - Water System Operations	18,680,312	22,986,080	22,576,999	27,403,800	4,826,801

Notes

Board of Water Supply
Operating Budget
Fiscal Year 2027

WSO - Water System Operations

5600 - Operations Administration

Section's Activity

Operations Administration directs the affairs of the Water System Operations Division and provides engineering and clerical support to sections within the unit.

Account	FY2025 Actual	FY2025 Adopted Budget	FY2026 Adopted Budget	FY2027 Proposed Budget	Change
4110 - Salaries & Wages	327,524	511,600	593,400	664,900	71,500
4120 - Overtime	101,772	60,000	60,000	30,000	(30,000)
4130 - Miscellaneous (Payroll)	50,347	20,600	12,600	3,000	(9,600)
Personnel Services	479,643	592,200	666,000	697,900	31,900
4160 - Meals; Mileage & Uniform Allowances	1,228	1,100	1,100	1,100	0
4250 - Other Contractual Services	117,820	665,000	670,000	520,000	(150,000)
4270 - Professional Services	0	1,215,000	700,000	700,000	0
4430 - Miscellaneous Supplies	4,593	4,000	4,000	5,000	1,000
4500 - Education and Training	1,141	1,100	1,100	1,100	0
4720 - Conference Travel & Expenses	0	600	1,100	5,200	4,100
4805 - Repair & Maint - Structures	1,785	0	0	0	0
4815 - Repair & Maint - Equipment	131	0	0	0	0
4910 - Miscellaneous Fees & Registration	0	1,050	1,050	1,050	0
Materials, Supplies and Services	126,699	1,887,850	1,378,350	1,233,450	(144,900)
1270 - General Plant & Equip (over \$5,000)	0	0	0	7,500	7,500
Equipment	0	0	0	7,500	7,500
Total Operations Administration	606,342	2,480,050	2,044,350	1,938,850	(105,500)

Budget Highlights

**Board of Water Supply
Operating Budget
Fiscal Year 2027**

WSO - Water System Operations

5610 - Plant Operations

Section's Activity

The Plant Operations section operates, maintains, repairs and installs equipment of the pumping systems consisting of electrical pumping plants, booster pumping stations, water treatment plants, hydraulic turbine pumping units, water treatment stations, reservoirs, reservoir altitude valves, in-line check and hydraulically-operated butterfly valves and pressure-regulating valves, aerators, meters and gauges, repair shops, buildings and structures, air conditioners, exhaust blowers and fans, auxiliary pumping and water treatment equipment; regulates the water supply within the water distribution systems through the use of a variety of mechanically and electrically-operated supervisory controls; operates the department's after-hour control center; maintains a 24-hour watch over department's island-wide water system.

Account	FY2025 Actual	FY2025 Adopted Budget	FY2026 Adopted Budget	FY2027 Proposed Budget	Change
4110 - Salaries & Wages	235,764	264,400	235,100	325,800	90,700
4120 - Overtime	107,857	85,000	85,000	125,000	40,000
4130 - Miscellaneous (Payroll)	0	1,500	1,500	1,500	0
Personnel Services	343,621	350,900	321,600	452,300	130,700
4160 - Meals; Mileage & Uniform Allowances	4,247	500	500	800	300
4250 - Other Contractual Services	40,378	4,500	4,000	1,420,000	1,416,000
4251 - Software Licenses and Maintenance	14,903	28,000	15,000	20,000	5,000
4430 - Miscellaneous Supplies	2,082	2,000	6,000	7,450	1,450
4460 - Other Materials & Supplies	4,239,612	3,350,000	3,390,000	6,784,500	3,394,500
4470 - Parts and Accessories	4,259	12,000	13,200	50,000	36,800
4500 - Education and Training	4,496	1,800	1,800	4,000	2,200
4720 - Conference Travel & Expenses	0	600	1,100	5,200	4,100
4805 - Repair & Maint - Structures	11,400	65,000	35,000	35,000	0
4815 - Repair & Maint - Equipment	942,279	1,167,500	1,173,500	1,903,500	730,000
4910 - Miscellaneous Fees & Registration	720	2,800	500	500	0
8050 - Equipment (under \$5,000)	0	3,300	1,320	15,500	14,180
Materials, Supplies and Services	5,264,376	4,638,000	4,641,920	10,246,450	5,604,530
Total Plant Operations	5,607,997	4,988,900	4,963,520	10,698,750	5,735,230

Budget Highlights

Board of Water Supply
Operating Budget
Fiscal Year 2027

WSO - Water System Operations

5611 - District 1 Leeward West Section

Section's Activity

District 1 consists of the stations on the leeward side of the island from Waipahu to Makaha. Granular activated carbon filtration plants are located at Hoaeae Wells; Waipahu Wells I, II, III, and IV; Kunia Wells I and II; and Waipio Heights Wells III.

Account	FY2025 Actual	FY2025 Adopted Budget	FY2026 Adopted Budget	FY2027 Proposed Budget	Change
4110 - Salaries & Wages	640,717	619,500	623,800	588,600	(35,200)
4120 - Overtime	194,284	105,000	180,000	225,000	45,000
4130 - Miscellaneous (Payroll)	0	4,500	4,500	5,000	500
Personnel Services	835,001	729,000	808,300	818,600	10,300
4160 - Meals; Mileage & Uniform Allowances	5,393	7,000	7,000	7,000	0
4460 - Other Materials & Supplies	154,164	27,100	45,430	48,500	3,070
4470 - Parts and Accessories	38,847	66,000	81,400	209,000	127,600
4500 - Education and Training	0	2,100	2,100	1,000	(1,100)
4720 - Conference Travel & Expenses	0	600	1,100	2,600	1,500
4815 - Repair & Maint - Equipment	0	12,000	12,000	69,000	57,000
8050 - Equipment (under \$5,000)	0	25,200	27,720	46,700	18,980
Materials, Supplies and Services	198,404	140,000	176,750	383,800	207,050
Total District 1 Leeward West Section	1,033,405	869,000	985,050	1,202,400	217,350

Budget Highlights

**Board of Water Supply
Operating Budget
Fiscal Year 2027**

WSO - Water System Operations

5612 - District 2 Central/Windward Section

Section's Activity

District 2 consists of the stations on the windward, central, and north shore areas of the island from Waimanalo to Kahuku to Mokuieia to Mililani. Granular activated carbon filtration plants are located at Waialua Wells; Haleiwa Wells; and Mililani Wells I and III.

Account	FY2025 Actual	FY2025 Adopted Budget	FY2026 Adopted Budget	FY2027 Proposed Budget	Change
4110 - Salaries & Wages	477,133	614,900	614,900	703,700	88,800
4120 - Overtime	113,324	185,000	165,000	200,000	35,000
4130 - Miscellaneous (Payroll)	43,392	6,000	6,000	6,000	0
Personnel Services	633,849	805,900	785,900	909,700	123,800
4160 - Meals; Mileage & Uniform Allowances	12,648	10,900	10,900	10,900	0
4430 - Miscellaneous Supplies	1,177	0	0	0	0
4460 - Other Materials & Supplies	84,900	29,100	37,510	44,900	7,390
4470 - Parts and Accessories	71,138	92,500	95,150	218,000	122,850
4500 - Education and Training	0	3,500	3,500	1,000	(2,500)
4720 - Conference Travel & Expenses	0	600	1,100	2,600	1,500
4815 - Repair & Maint - Equipment	0	12,000	12,000	69,000	57,000
8050 - Equipment (under \$5,000)	0	24,000	17,600	51,200	33,600
Materials, Supplies and Services	169,863	172,600	177,760	397,600	219,840
Total District 2 Central/Windward Section	803,712	978,500	963,660	1,307,300	343,640

Budget Highlights

Board of Water Supply
Operating Budget
Fiscal Year 2027

WSO - Water System Operations

5613 - District 3 Metropolitan Section

Section's Activity

District 3 consists of the stations in Metropolitan Honolulu from Kalihi to Makapu'u.

Account	FY2025 Actual	FY2025 Adopted Budget	FY2026 Adopted Budget	FY2027 Proposed Budget	Change
4110 - Salaries & Wages	550,338	854,300	759,300	820,200	60,900
4120 - Overtime	178,560	170,000	185,000	200,000	15,000
4130 - Miscellaneous (Payroll)	36,679	6,000	6,000	6,000	0
Personnel Services	765,576	1,030,300	950,300	1,026,200	75,900
4160 - Meals; Mileage & Uniform Allowances	10,651	6,500	6,500	6,500	0
4460 - Other Materials & Supplies	33,114	12,400	19,690	48,200	28,510
4470 - Parts and Accessories	123,288	117,000	151,800	221,000	69,200
4500 - Education and Training	561	3,500	3,500	1,000	(2,500)
4720 - Conference Travel & Expenses	0	600	1,100	2,600	1,500
4815 - Repair & Maint - Equipment	8,727	9,000	9,000	45,000	36,000
8050 - Equipment (under \$5,000)	13,907	24,300	26,730	55,500	28,770
Materials, Supplies and Services	190,248	173,300	218,320	379,800	161,480
Total District 3 Metropolitan Section	955,824	1,203,600	1,168,620	1,406,000	237,380

Budget Highlights

**Board of Water Supply
Operating Budget
Fiscal Year 2027**

WSO - Water System Operations

5614 - District 4 Leeward East Section

Section's Activity

District 4 consists of the stations from Kalihi to Pearl City.

Account	FY2025 Actual	FY2025 Adopted Budget	FY2026 Adopted Budget	FY2027 Proposed Budget	Change
4110 - Salaries & Wages	569,492	665,400	641,400	689,000	47,600
4120 - Overtime	46,905	80,000	75,000	75,000	0
4130 - Miscellaneous (Payroll)	0	5,000	5,000	5,000	0
Personnel Services	616,397	750,400	721,400	769,000	47,600
4160 - Meals; Mileage & Uniform Allowances	2,001	5,500	5,500	8,000	2,500
4460 - Other Materials & Supplies	61,037	16,600	18,260	44,600	26,340
4470 - Parts and Accessories	196,668	107,000	117,700	221,000	103,300
4500 - Education and Training	0	2,100	2,100	1,000	(1,100)
4720 - Conference Travel & Expenses	0	600	1,100	2,600	1,500
4815 - Repair & Maint - Equipment	1,675	10,000	10,000	30,000	20,000
8050 - Equipment (under \$5,000)	2,027	56,000	38,500	55,500	17,000
Materials, Supplies and Services	263,409	197,800	193,160	362,700	169,540
Total District 4 Leeward East Section	879,805	948,200	914,560	1,131,700	217,140

Budget Highlights

Board of Water Supply
Operating Budget
Fiscal Year 2027

WSO - Water System Operations

5615 - Control Center

Section's Activity

The Control Center section operates the department's island-wide water system on a 24/7 basis and is responsible for maintaining proper system pressure and levels to meet the needs of our customers. Due to its round-the-clock operation, the Control Center has the responsibility of being the point of contact for the public outside of BWS regular working hours.

Account	FY2025 Actual	FY2025 Adopted Budget	FY2026 Adopted Budget	FY2027 Proposed Budget	Change
4110 - Salaries & Wages	756,686	866,600	866,600	1,012,400	145,800
4120 - Overtime	285,390	185,000	200,000	200,000	0
4130 - Miscellaneous (Payroll)	0	6,000	21,000	21,000	0
Personnel Services	1,042,076	1,057,600	1,087,600	1,233,400	145,800
4160 - Meals; Mileage & Uniform Allowances	10,728	6,000	6,800	6,800	0
4460 - Other Materials & Supplies	440	0	0	1,800	1,800
4500 - Education and Training	0	2,100	2,100	2,100	0
4720 - Conference Travel & Expenses	0	600	1,100	2,600	1,500
8050 - Equipment (under \$5,000)	0	2,350	2,585	2,350	(235)
Materials, Supplies and Services	11,168	11,050	12,585	15,650	3,065
Total Control Center	1,053,244	1,068,650	1,100,185	1,249,050	148,865

Budget Highlights

**Board of Water Supply
Operating Budget
Fiscal Year 2027**

WSO - Water System Operations

5616 - Technical Services

Section's Activity

The Technical Services section operates, maintains, repairs, and installs air conditioners, exhaust blowers, fans, and electrical power at Beretania and the five outlying base yards; and maintains flow tubes.

Account	FY2025 Actual	FY2025 Adopted Budget	FY2026 Adopted Budget	FY2027 Proposed Budget	Change
4110 - Salaries & Wages	268,513	517,900	450,000	201,000	(249,000)
4120 - Overtime	5,324	9,000	9,000	9,000	0
4130 - Miscellaneous (Payroll)	0	5,000	5,000	5,000	0
Personnel Services	273,837	531,900	464,000	215,000	(249,000)
4160 - Meals; Mileage & Uniform Allowances	295	3,000	3,000	3,000	0
4250 - Other Contractual Services	7,307	0	0	0	0
4460 - Other Materials & Supplies	14,612	10,000	11,000	9,500	(1,500)
4470 - Parts and Accessories	17,213	51,000	56,100	121,000	64,900
4500 - Education and Training	0	700	700	700	0
4720 - Conference Travel & Expenses	0	600	1,100	2,600	1,500
4805 - Repair & Maint - Structures	377	0	0	0	0
4815 - Repair & Maint - Equipment	26,019	11,400	9,000	12,400	3,400
8050 - Equipment (under \$5,000)	2,243	15,000	7,700	32,000	24,300
Materials, Supplies and Services	68,066	91,700	88,600	181,200	92,600
1270 - General Plant & Equip (over \$5,000)	0	0	0	132,000	132,000
Equipment	0	0	0	132,000	132,000
Total Technical Services	341,904	623,600	552,600	528,200	(24,400)

Budget Highlights

Board of Water Supply
Operating Budget
Fiscal Year 2027

WSO - Water System Operations

5620 - Telecommunications

Section's Activity

The Telecommunications section plans, modifies, adapts, installs, operates, maintains, and repairs telecommunications equipment used in radio, microwave, supervisory control and telemetry networks covering the water distribution and pumping systems of the department and industrial electronic equipment used in the operation of electrical pumping plants and underground pipe locating devices; designs multifunction telemetry and supervisory control systems and mobile radio systems.

Account	FY2025 Actual	FY2025 Adopted Budget	FY2026 Adopted Budget	FY2027 Proposed Budget	Change
4610 - Electric Power - Water Distrib Fac	806	0	0	0	0
Departmental Fixed Charges	806	0	0	0	0
4110 - Salaries & Wages	122,286	454,000	375,100	413,600	38,500
4120 - Overtime	2,656	10,000	10,000	12,000	2,000
4130 - Miscellaneous (Payroll)	0	2,000	22,000	22,000	0
Personnel Services	124,942	466,000	407,100	447,600	40,500
4160 - Meals; Mileage & Uniform Allowances	20	300	300	300	0
4250 - Other Contractual Services	115,065	104,000	104,000	104,000	0
4460 - Other Materials & Supplies	31	4,000	4,400	4,000	(400)
4470 - Parts and Accessories	125,121	85,000	93,500	85,000	(8,500)
4500 - Education and Training	0	1,400	1,400	1,400	0
4670 - Telemetry	252,910	220,000	300,000	300,000	0
4720 - Conference Travel & Expenses	0	600	1,100	2,600	1,500
4815 - Repair & Maint - Equipment	0	7,000	7,000	7,000	0
8050 - Equipment (under \$5,000)	11,838	92,400	101,640	273,300	171,660
Materials, Supplies and Services	504,986	514,700	613,340	777,600	164,260
1270 - General Plant & Equip (over \$5,000)	0	69,000	75,900	69,000	(6,900)
Equipment	0	69,000	75,900	69,000	(6,900)
Total Telecommunications	630,734	1,049,700	1,096,340	1,294,200	197,860

Budget Highlights

**Board of Water Supply
Operating Budget
Fiscal Year 2027**

WSO - Water System Operations

5660 - Automotive

Section's Activity

The Automotive section operates the maintenance and repair shops; prepares plans and specifications for the purchase of vehicles and special construction equipment; maintains and repairs vehicles, construction, and special equipment; disposes of retired fleet equipment; maintains and constructs special tools and equipment; conducts research work in the automotive field.

Account	FY2025 Actual	FY2025 Adopted Budget	FY2026 Adopted Budget	FY2027 Proposed Budget	Change
4610 - Electric Power - Water Distrib Fac	1,094	0	0	0	0
Departmental Fixed Charges	1,094	0	0	0	0
4110 - Salaries & Wages	1,554,125	1,680,000	1,681,700	1,645,700	(36,000)
4120 - Overtime	4,106	20,000	20,000	35,000	15,000
4130 - Miscellaneous (Payroll)	15,790	40,000	40,000	40,000	0
Personnel Services	1,574,021	1,740,000	1,741,700	1,720,700	(21,000)
4160 - Meals; Mileage & Uniform Allowances	635	1,800	1,800	1,800	0
4250 - Other Contractual Services	73,476	328,000	328,000	328,000	0
4251 - Software Licenses and Maintenance	7,975	5,500	5,500	8,200	2,700
4267 - Printed forms	0	300	300	300	0
4410 - Gasoline	809,103	1,032,020	1,032,020	938,200	(93,820)
4430 - Miscellaneous Supplies	757	2,000	2,000	2,000	0
4440 - Motor Vehicle Parts & Accessories	536,681	452,000	497,200	500,000	2,800
4460 - Other Materials & Supplies	49,144	108,500	119,350	108,500	(10,850)
4470 - Parts and Accessories	94,744	95,000	104,500	105,000	500
4500 - Education and Training	1,802	14,400	14,400	14,400	0
4720 - Conference Travel & Expenses	0	800	1,300	2,800	1,500
4805 - Repair & Maint - Structures	0	4,000	140,000	140,000	0
4815 - Repair & Maint - Equipment	119,918	90,000	97,500	130,000	32,500
4910 - Miscellaneous Fees & Registration	306	600	600	600	0
8050 - Equipment (under \$5,000)	9,700	10,560	16,544	4,850	(11,694)
Materials, Supplies and Services	1,704,240	2,145,480	2,361,014	2,284,650	(76,364)
1270 - General Plant & Equip (over \$5,000)	2,827,824	4,220,400	4,547,400	2,642,000	(1,905,400)
Equipment	2,827,824	4,220,400	4,547,400	2,642,000	(1,905,400)
Total Automotive	6,107,179	8,105,880	8,650,114	6,647,350	(2,002,764)

Budget Highlights

Board of Water Supply
Operating Budget
Fiscal Year 2027

WSO - Water System Operations

5201 - Ocean Cooling

Section's Activity

The Ocean Cooling program is responsible, under a 20-year contract, for the operation and maintenance of the seawater cooling facility at the University of Hawaii John A. Burns School of Medicine in Kaka'ako. The use of cold seawater for building cooling conserves potable water and energy that would otherwise be used in conventional mechanical cooling systems.

Account	FY2025 Actual	FY2025 Adopted Budget	FY2026 Adopted Budget	FY2027 Proposed Budget	Change
4250 - Other Contractual Services	428,966	430,000	108,000	0	(108,000)
4815 - Repair & Maint - Equipment	231,200	240,000	30,000	0	(30,000)
Materials, Supplies and Services	660,166	670,000	138,000	0	(138,000)
Total Ocean Cooling	660,166	670,000	138,000	0	(138,000)

Budget Highlights

DRAFT

**Board of Water Supply
Operating Budget
Fiscal Year 2027**

IT - Information Technology

Division/Office's Activity

The Information Technology Division designs, develops, maintains, and supports BWS databases, software systems, server/workstation/mobile hardware and software, wired/wireless networks, and voice/video and call center systems.

Account	FY2025 Actual	FY2025 Adopted Budget	FY2026 Adopted Budget	FY2027 Proposed Budget	Change
4110 - Salaries & Wages	4,294,997	4,405,700	4,599,200	4,820,600	221,400
4120 - Overtime	49,364	137,000	114,000	114,000	0
4130 - Miscellaneous (Payroll)	50	53,500	92,000	82,000	(10,000)
Personnel Services	4,344,412	4,596,200	4,805,200	5,016,600	211,400
4160 - Meals; Mileage & Uniform Allowances	831	1,300	1,100	1,200	100
4250 - Other Contractual Services	7,168,031	9,345,280	9,709,810	10,165,050	455,240
4251 - Software Licenses and Maintenance	3,555,269	4,304,871	4,799,651	5,897,863	1,098,212
4265 - Printing	4,896	5,000	0	0	0
4430 - Miscellaneous Supplies	911	3,200	4,400	5,700	1,300
4460 - Other Materials & Supplies	102,935	97,700	93,400	127,900	34,500
4470 - Parts and Accessories	32,050	20,500	22,500	22,700	200
4480 - Postage	1,000,144	805,300	805,300	1,040,300	235,000
4500 - Education and Training	27,284	15,725	39,800	29,500	(10,300)
4720 - Conference Travel & Expenses	514	7,000	40,400	68,300	27,900
4815 - Repair & Maint - Equipment	211,395	287,200	245,600	292,650	47,050
4910 - Miscellaneous Fees & Registration	153,739	178,700	187,760	233,260	45,500
8050 - Equipment (under \$5,000)	1,402,741	1,207,065	1,242,845	1,302,320	59,475
Materials, Supplies and Services	13,660,740	16,278,841	17,192,566	19,186,743	1,994,177
1270 - General Plant & Equip (over \$5,000)	172,713	730,000	522,500	618,000	95,500
Equipment	172,713	730,000	522,500	618,000	95,500
Total IT - Information Technology	18,177,865	21,605,041	22,520,266	24,821,343	2,301,077

Notes

Board of Water Supply
Operating Budget
Fiscal Year 2027

IT - Information Technology

5805 - IT Administration

Section's Activity

The Administration section provides strategic planning, technology management, policy direction, cyber security program management, and administrative support services for the Information Technology Division.

Account	FY2025 Actual	FY2025 Adopted Budget	FY2026 Adopted Budget	FY2027 Proposed Budget	Change
4110 - Salaries & Wages	596,477	616,800	431,100	453,000	21,900
4120 - Overtime	666	0	0	0	0
4130 - Miscellaneous (Payroll)	50	33,000	50,000	70,000	20,000
Personnel Services	597,193	649,800	481,100	523,000	41,900
4250 - Other Contractual Services	213,768	229,000	0	0	0
4251 - Software Licenses and Maintenance	210,550	254,700	0	0	0
4430 - Miscellaneous Supplies	0	0	1,200	1,200	0
4460 - Other Materials & Supplies	2,199	2,500	1,200	1,200	0
4500 - Education and Training	26,345	0	0	0	0
4720 - Conference Travel & Expenses	0	0	12,000	16,000	4,000
4910 - Miscellaneous Fees & Registration	147,370	120,200	125,260	135,260	10,000
Materials, Supplies and Services	600,232	606,400	139,660	153,660	14,000
Total IT Administration	1,197,426	1,256,200	620,760	676,660	55,900

Budget Highlights

**Board of Water Supply
Operating Budget
Fiscal Year 2027**

IT - Information Technology

5810 - Cybersecurity Office

Section's Activity

The Cybersecurity Office plans, administers and coordinates the design, development, implementation, maintenance and support of cybersecurity policies, procedures, systems, tools and services for all Divisions. This office also identifies, evaluates and reports on cybersecurity risks for all Divisions.

Account	FY2025 Actual	FY2025 Adopted Budget	FY2026 Adopted Budget	FY2027 Proposed Budget	Change
4110 - Salaries & Wages	0	0	218,600	234,900	16,300
Personnel Services	0	0	218,600	234,900	16,300
4250 - Other Contractual Services	0	0	296,650	266,650	(30,000)
4251 - Software Licenses and Maintenance	0	0	226,308	271,360	45,052
4500 - Education and Training	0	0	6,000	11,000	5,000
4910 - Miscellaneous Fees & Registration	0	0	0	31,500	31,500
Materials, Supplies and Services	0	0	528,958	580,510	51,552
Total IT Administration	0	0	747,558	815,410	67,852

Budget Highlights

DRAFT

Board of Water Supply
Operating Budget
Fiscal Year 2027

IT - Information Technology

5820 - Application Systems Development

Section's Activity

The Application Systems Development section is responsible for providing application and data management services for all enterprise systems of the department including, customer information system, water and sewer billings, financial/HR (payroll, accounts payable and cost accounting, time tracking, etc.), laboratory information, asset maintenance, and workforce management.

Account	FY2025 Actual	FY2025 Adopted Budget	FY2026 Adopted Budget	FY2027 Proposed Budget	Change
4110 - Salaries & Wages	1,121,090	1,198,700	1,207,200	1,300,000	92,800
4120 - Overtime	18,429	110,000	80,000	80,000	0
4130 - Miscellaneous (Payroll)	0	12,000	12,000	12,000	0
Personnel Services	1,139,519	1,320,700	1,299,200	1,392,000	92,800
4160 - Meals; Mileage & Uniform Allowances	189	600	600	600	0
4250 - Other Contractual Services	1,094,565	3,276,080	3,151,080	3,176,080	25,000
4251 - Software Licenses and Maintenance	1,558,943	2,343,925	2,517,648	2,977,813	460,165
4430 - Miscellaneous Supplies	0	1,200	1,200	2,500	1,300
4460 - Other Materials & Supplies	381	0	0	0	0
4500 - Education and Training	798	6,725	21,500	15,000	(6,500)
4720 - Conference Travel & Expenses	0	0	0	11,200	11,200
4910 - Miscellaneous Fees & Registration	0	26,000	28,000	30,000	2,000
Materials, Supplies and Services	2,654,876	5,654,530	5,720,028	6,213,193	493,165
Total Application Systems Development	3,794,395	6,975,230	7,019,228	7,605,193	585,965

Budget Highlights

**Board of Water Supply
Operating Budget
Fiscal Year 2027**

IT - Information Technology

5835 - Technical Engineering Projects

Section's Activity

The Technical Engineering Projects branch plans, designs, installs, implements, manages, maintains, and supports the BWS Geographic Information System and spacial database. This section also manages and maintains the BWS hydraulic models for currency and accuracy, in conjunction with Water Resources.

Account	FY2025 Actual	FY2025 Adopted Budget	FY2026 Adopted Budget	FY2027 Proposed Budget	Change
4110 - Salaries & Wages	977,493	914,600	1,039,200	1,055,300	16,100
4120 - Overtime	1,976	4,000	4,000	4,000	0
Personnel Services	979,469	918,600	1,043,200	1,059,300	16,100
4160 - Meals; Mileage & Uniform Allowances	60	0	0	0	0
4250 - Other Contractual Services	788,713	840,000	784,600	897,000	112,400
4251 - Software Licenses and Maintenance	296,871	311,500	401,500	450,000	48,500
4265 - Printing	4,896	5,000	0	0	0
4430 - Miscellaneous Supplies	106	500	500	500	0
4460 - Other Materials & Supplies	1,624	1,200	1,200	1,500	300
4480 - Postage	144	300	300	300	0
4500 - Education and Training	0	2,500	2,500	2,500	0
4720 - Conference Travel & Expenses	514	7,000	24,400	21,650	(2,750)
4815 - Repair & Maint - Equipment	1,909	9,100	9,100	5,600	(3,500)
4910 - Miscellaneous Fees & Registration	6,369	6,500	6,500	6,500	0
8050 - Equipment (under \$5,000)	17,560	16,000	18,000	20,000	2,000
Materials, Supplies and Services	1,118,766	1,199,600	1,248,600	1,405,550	156,950
1270 - General Plant & Equip (over \$5,000)	0	0	0	145,000	145,000
Equipment	0	0	0	145,000	145,000
Total Technical Engineering Projects	2,098,235	2,118,200	2,291,800	2,609,850	318,050

Budget Highlights

Board of Water Supply
Operating Budget
Fiscal Year 2027

IT - Information Technology

5830 - Computer Operations

Section's Activity

The Computer Operations Support branch is responsible for planning, scheduling, administrating, and coordinating the department's network and computer services operations (machine processing); and infrastructure operations, update, and maintenance. Included in this is wired/wireless network devices/services, servers, workstations, mobile devices, cloud based services, etc.

Account	FY2025 Actual	FY2025 Adopted Budget	FY2026 Adopted Budget	FY2027 Proposed Budget	Change
4110 - Salaries & Wages	1,599,938	1,675,600	1,703,100	1,777,400	74,300
4120 - Overtime	28,292	23,000	30,000	30,000	0
4130 - Miscellaneous (Payroll)	0	8,500	0	0	0
Personnel Services	1,628,230	1,707,100	1,733,100	1,807,400	74,300
4160 - Meals; Mileage & Uniform Allowances	582	700	500	600	100
4250 - Other Contractual Services	5,070,985	5,000,200	5,477,480	5,825,320	347,840
4251 - Software Licenses and Maintenance	1,488,905	1,394,746	1,654,195	2,198,690	544,495
4430 - Miscellaneous Supplies	805	1,500	1,500	1,500	0
4460 - Other Materials & Supplies	98,731	94,000	91,000	125,200	34,200
4470 - Parts and Accessories	32,050	20,500	22,500	22,700	200
4480 - Postage	1,000,000	805,000	805,000	1,040,000	235,000
4500 - Education and Training	141	6,500	9,800	1,000	(8,800)
4720 - Conference Travel & Expenses	0	0	4,000	19,450	15,450
4815 - Repair & Maint - Equipment	209,486	278,100	236,500	287,050	50,550
4910 - Miscellaneous Fees & Registration	0	26,000	28,000	30,000	2,000
8050 - Equipment (under \$5,000)	1,385,181	1,191,065	1,224,845	1,282,320	57,475
Materials, Supplies and Services	9,286,866	8,818,311	9,555,320	10,833,830	1,278,510
1270 - General Plant & Equip (over \$5,000)	172,713	730,000	522,500	473,000	(49,500)
Equipment	172,713	730,000	522,500	473,000	(49,500)
Total Operations Support	11,087,810	11,255,411	11,810,920	13,114,230	1,303,310

Budget Highlights

**Board of Water Supply
Operating Budget
Fiscal Year 2027**

FIN - Finance

Division/Office's Activity

The Finance Division is responsible for controlling and directing the financial accounting activities of the department. Activities include conducting financial studies; administering long-term bonded debt programs and bond sales; assisting in controlling budgeted expenditures; and administering the general accounting systems including cost accounting, payroll, leave records, and accounts payable.

Account	FY2025 Actual	FY2025 Adopted Budget	FY2026 Adopted Budget	FY2027 Proposed Budget	Change
4610 - Electric Power - Water Distrib Fac	33	0	0	0	0
Departmental Fixed Charges	33	0	0	0	0
4110 - Salaries & Wages	2,441,785	2,830,100	2,724,800	2,905,200	180,400
4120 - Overtime	67,871	67,000	77,000	76,000	(1,000)
4130 - Miscellaneous (Payroll)	52,880	33,000	33,000	67,600	34,600
Personnel Services	2,562,537	2,930,100	2,834,800	3,048,800	214,000
4160 - Meals; Mileage & Uniform Allowances	2,715	2,500	2,500	3,300	800
4220 - Collection Fees	0	500	500	500	0
4250 - Other Contractual Services	7,041	15,000	45,000	15,000	(30,000)
4270 - Professional Services	1,029,941	957,000	1,035,200	1,531,100	495,900
4430 - Miscellaneous Supplies	16,345	15,000	15,000	18,000	3,000
4460 - Other Materials & Supplies	113	1,000	1,000	0	(1,000)
4500 - Education and Training	770	3,190	4,700	8,700	4,000
4720 - Conference Travel & Expenses	0	3,320	4,000	15,350	11,350
4815 - Repair & Maint - Equipment	6,842	6,000	6,000	1,000	(5,000)
4910 - Miscellaneous Fees & Registration	1,130	1,250	1,250	1,760	510
4915 - Miscellaneous Financial Expenses	1,460,342	2,270,650	2,388,200	4,500,000	2,111,800
8050 - Equipment (under \$5,000)	5,635	1,200	2,700	4,200	1,500
Materials, Supplies and Services	2,530,874	3,276,610	3,506,050	6,098,910	2,592,860
1270 - General Plant & Equip (over \$5,000)	0	0	0	35,000	35,000
Equipment	0	0	0	35,000	35,000
Total FIN - Finance	5,093,444	6,206,710	6,340,850	9,182,710	2,841,860

Notes

Board of Water Supply
Operating Budget
Fiscal Year 2027

FIN - Finance

5900 - Finance Administration

Section's Activity

The Finance Administration section develops, provides, and manages financial and administrative support services to all levels of the department.

Account	FY2025 Actual	FY2025 Adopted Budget	FY2026 Adopted Budget	FY2027 Proposed Budget	Change
4110 - Salaries & Wages	331,973	427,100	457,400	515,500	58,100
4130 - Miscellaneous (Payroll)	0	1,000	1,000	1,000	0
Personnel Services	331,973	428,100	458,400	516,500	58,100
4160 - Meals; Mileage & Uniform Allowances	0	300	300	300	0
4250 - Other Contractual Services	1,305	5,000	5,000	5,000	0
4270 - Professional Services	230,650	213,600	215,200	610,100	394,900
4430 - Miscellaneous Supplies	16,312	15,000	15,000	18,000	3,000
4500 - Education and Training	770	3,190	1,200	8,700	7,500
4720 - Conference Travel & Expenses	0	3,320	4,000	15,350	11,350
4815 - Repair & Maint - Equipment	0	1,000	1,000	1,000	0
4910 - Miscellaneous Fees & Registration	1,130	1,250	1,250	1,760	510
4915 - Miscellaneous Financial Expenses	8,000	0	0	0	0
Materials, Supplies and Services	258,167	242,660	242,950	660,210	417,260
1270 - General Plant & Equip (over \$5,000)	0	0	0	35,000	35,000
Equipment	0	0	0	35,000	35,000
Total Finance Administration	590,140	670,760	701,350	1,211,710	510,360

Budget Highlights

**Board of Water Supply
Operating Budget
Fiscal Year 2027**

FIN - Finance

5910 - Treasury

Section's Activity

The Treasury section administers and manages the long term bonded debt and federal loan programs; obtains other long term and short term financing as necessary; manages the department's cash flows; and administers and oversees the management of the department's investment program.

Account	FY2025 Actual	FY2025 Adopted Budget	FY2026 Adopted Budget	FY2027 Proposed Budget	Change
4110 - Salaries & Wages	194,424	179,800	194,400	204,400	10,000
4120 - Overtime	0	500	1,000	1,000	0
4130 - Miscellaneous (Payroll)	0	0	0	33,000	33,000
Personnel Services	194,424	180,300	195,400	238,400	43,000
4270 - Professional Services	799,291	743,400	820,000	921,000	101,000
4915 - Miscellaneous Financial Expenses	1,452,342	2,270,650	2,388,200	4,500,000	2,111,800
Materials, Supplies and Services	2,251,633	3,014,050	3,208,200	5,421,000	2,212,800
Total Treasury	2,446,057	3,194,350	3,403,600	5,659,400	2,255,800

Budget Highlights

DRAFT

Board of Water Supply
Operating Budget
Fiscal Year 2027

FIN - Finance

5915 - Rev & Cust Accounting Section

Section's Activity

The Revenue and Customer Accounting section conducts the department's billing operations and related functions which include meter reading, pre-auditing of consumer accounts, part-rate billing, maintaining consumer records; maintaining accounts receivable and keeping special fund accounts; maintaining revenue accounting and statistical reports.

Account	FY2025 Actual	FY2025 Adopted Budget	FY2026 Adopted Budget	FY2027 Proposed Budget	Change
4110 - Salaries & Wages	966,347	1,014,600	995,400	981,400	(14,000)
4120 - Overtime	29,917	50,000	50,000	50,000	0
4130 - Miscellaneous (Payroll)	2,114	2,000	2,000	3,600	1,600
Personnel Services	998,378	1,066,600	1,047,400	1,035,000	(12,400)
4160 - Meals; Mileage & Uniform Allowances	1,316	2,000	2,000	2,000	0
4250 - Other Contractual Services	5,417	10,000	40,000	10,000	(30,000)
4430 - Miscellaneous Supplies	34	0	0	0	0
4460 - Other Materials & Supplies	113	1,000	1,000	0	(1,000)
4815 - Repair & Maint - Equipment	6,842	5,000	5,000	0	(5,000)
8050 - Equipment (under \$5,000)	5,635	1,200	0	600	600
Materials, Supplies and Services	19,357	19,200	48,000	12,600	(35,400)
Total Rev	1,017,735	1,085,800	1,095,400	1,047,600	(47,800)

Budget Highlights

**Board of Water Supply
Operating Budget
Fiscal Year 2027**

FIN - Finance

5930 - General Accounting

Section's Activity

The General Accounting section directs and coordinates the development, functional effectiveness and maintenance of accounting systems, records, procedures, and reports to ensure the acquisition of valid and consistent data for use in planning and budgeting, performance control and evaluation, managerial decisions, and reporting requirements; prepares monthly financial and statistical reports and studies; prepares payrolls and maintains leave records; audits and processes disbursement vouchers; maintains all property records and depreciation schedules; coordinates annual physical inventory of utility plant and prepares annual listing as required by City Charter; prepares and analyzes special reports and studies.

Account	FY2025 Actual	FY2025 Adopted Budget	FY2026 Adopted Budget	FY2027 Proposed Budget	Change
4610 - Electric Power - Water Distrib Fac	33	0	0	0	0
Departmental Fixed Charges	33	0	0	0	0
4110 - Salaries & Wages	666,316	830,900	713,500	826,800	113,300
4120 - Overtime	23,320	12,000	20,000	23,000	3,000
4130 - Miscellaneous (Payroll)	50,766	30,000	30,000	30,000	0
Personnel Services	740,402	872,900	763,500	879,800	116,300
4160 - Meals; Mileage & Uniform Allowances	1,399	200	200	1,000	800
4220 - Collection Fees	0	500	500	500	0
4250 - Other Contractual Services	319	0	0	0	0
8050 - Equipment (under \$5,000)	0	0	2,700	3,000	300
Materials, Supplies and Services	1,717	700	3,400	4,500	1,100
Total General Accounting	742,152	873,600	766,900	884,300	117,400

Budget Highlights

Board of Water Supply
Operating Budget
Fiscal Year 2027

FIN - Finance

5940 - Fiscal Services

Section's Activity

The Fiscal Services branch is responsible for reporting on budgetary, encumbrance, and financial activities within the department. This branch records and reconciles all contract and claims encumbrances with the City annually at fiscal year-end; controls, edits, and monitors reports on encumbrances extensions, insufficient funds, and accounts payable; maintains and coordinates an online vendor table (data file) for approximately 50,000 vendors for field and central use. This branch assigns vendor codes for all payment documents for timely and accurate payment processing and administers the purchasing card program for the procurement of goods and services. Fiscal Services designs hard-copy and electronic encumbrance liquidation and payment forms for departmental use and submittal to Accounts Payable.

Account	FY2025 Actual	FY2025 Adopted Budget	FY2026 Adopted Budget	FY2027 Proposed Budget	Change
4110 - Salaries & Wages	187,138	291,300	277,700	302,400	24,700
4120 - Overtime	0	500	1,000	1,000	0
Personnel Services	187,138	291,800	278,700	303,400	24,700
8050 - Equipment (under \$5,000)	0	0	0	600	600
Materials, Supplies and Services	0	0	0	600	600
Total Fiscal Services	187,138	291,800	278,700	304,000	25,300

Budget Highlights

DRAFT

**Board of Water Supply
Operating Budget
Fiscal Year 2027**

FIN - Finance

5950 - Systems Accounting

Section's Activity

The System Accounting section is responsible for the planning, coordination, modification, and administration of the financial management system for the BWS. This section spearheads initiatives and projects to troubleshoot the organization's financial systems.

Account	FY2025 Actual	FY2025 Adopted Budget	FY2026 Adopted Budget	FY2027 Proposed Budget	Change
4110 - Salaries & Wages	95,587	86,400	86,400	74,700	(11,700)
4120 - Overtime	14,634	4,000	5,000	1,000	(4,000)
Personnel Services	110,221	90,400	91,400	75,700	(15,700)
Total Systems Accounting	110,221	90,400	91,400	75,700	(15,700)

Budget Highlights

DRAFT

Board of Water Supply
Operating Budget
Fiscal Year 2027

FC - Fixed Charges and Debt Service

Division/Office's Activity

The activity represents fixed charges and non-divisional expenditures of a general nature not related to any divisional budget.

Account	FY2025 Actual	FY2025 Adopted Budget	FY2026 Adopted Budget	FY2027 Proposed Budget	Change
4610 - Electric Power - Water Distrib Fac	27,981,726	36,791,442	36,800,000	42,500,000	5,700,000
4620 - Electricity	1,520,604	1,535,643	1,700,000	2,000,000	300,000
4660 - Wastewater Service Charges	119,063	117,306	136,000	141,000	5,000
5600 - Central Admin Service Exp (CASE) Fees	3,300,000	3,519,181	3,300,000	3,300,000	0
6010 - Employee Retirement Sys (ERS)	14,145,020	13,330,233	16,000,000	16,000,000	0
6020 - FICA Contributions	3,599,494	3,199,256	3,400,000	4,000,000	600,000
6100 - Health Benefits - Employees	4,872,998	4,265,674	5,500,000	5,500,000	0
6200 - Health Benefits - Retirees	6,983,766	7,485,458	6,923,662	0	(6,923,662)
6250 - Other Post-Emplymnt Ben (OPEB)	1,402,234	1,443,846	1,546,338	8,555,000	7,008,662
6320 - Unemployment Insurance Benefits	0	85,313	80,000	80,000	0
Departmental Fixed Charges	63,924,906	71,773,352	75,386,000	82,076,000	6,690,000
4130 - Miscellaneous (Payroll)	0	7,000,000	3,500,000	0	(3,500,000)
Personnel Services	0	7,000,000	3,500,000	0	(3,500,000)
1810 - Bonds Payable	16,865,000	16,865,000	17,690,000	18,195,000	505,000
1820 - Notes Payable - State Revolving Funds (SRF)	10,372,137	11,129,000	10,691,700	11,781,000	1,089,300
7071 - Bond Interest	14,921,350	14,502,685	13,852,368	13,328,425	(523,943)
Debt Service	42,158,487	42,496,685	42,234,068	43,304,425	1,070,357
Total FC - Fixed Charges and Debt Service	106,083,393	121,270,037	121,120,068	125,380,425	4,260,357

Notes



PART II

CAPITAL IMPROVEMENT PROGRAM BUDGET

This page intentionally left blank

DRAFT

Board of Water Supply
Capital Improvement Program
FY 2026

Summary by Categories	Operating Fund (1)	State Revolving Fund (2)	Special Expendable Fund (3)	Improvement Fund (4)	Total
I. Research and Development	24,550,000	-	-	-	24,550,000
II. Renewal and Replacement					
A. Pumps	30,550,000	4,200,000	-	-	34,750,000
B. Reservoirs	-	-	-	-	-
C. Pipelines	10,200,000	58,000,000	-	-	68,200,000
D. Treatment	5,310,000	50,000,000	-	-	55,310,000
E. Facilities	24,550,000	2,000,000	-	-	26,550,000
Category II - sub-total	70,610,000	114,200,000	-	-	184,810,000
III. Capacity Expansion					
A. Pumps	-	-	-	-	-
B. Reservoirs	-	-	-	-	-
C. Pipelines	2,400,000	-	-	-	2,400,000
D. Treatment	-	-	-	-	-
E. Facilities	-	-	12,000,000	-	12,000,000
Category III - sub-total	2,400,000	-	12,000,000	-	14,400,000
Total - Categories I - III	97,560,000	114,200,000	12,000,000	-	223,760,000
Construction Cost Index Account	6,585,000	11,300,000	1,200,000	-	19,085,000
Contract Adjustment Account	16,840,000	1,325,000	1,250,000	4,550,000	23,965,000
Capital Improvement Program - Total	120,985,000	126,825,000	14,450,000	4,550,000	266,810,000

(1) Operating Fund is defined as rate revenue or cash.

(2) State of Hawai'i Department of Health State Revolving Fund (SRF) loan program is defined as low interest project loans from the State of Hawai'i.

(3) Special Expendable Fund is a restricted fund in which water system facilities charges are deposited and the funding reserved for water system capacity expansion projects.

(4) Improvement Fund is defined as the proceeds of Water System Revenue Bonds.

			Operating Fund	State Revolving Fund	Special Expendable Fund	Improvement Fund	Total
I. Research and Development							
1. Monitoring Well for Red Hill Contamination Response Group IV	- Drill and case one monitoring well for use as "sentinel" well to warn of the presence of an underground fuel plume from the Red Hill fuel contamination.	CONST	4,000,000	-	-	-	4,000,000
2. Waikele Gulch Exploratory Well	Drill, install, test pump, and sample two exploratory wells. Install a temporary bridge to access the well site.	CONST	7,000,000	-	-	-	7,000,000
3. Exploratory Wells For Red Hill Contamination Response - Ka'ōnohi 850'	Prepare design for one (1) exploratory well, environmental assessment, and Public Infrastructure Map (PIM) Amendment for the well, pump station and connecting pipelines at Ka'ōnohi 850'.	P&E	1,750,000	-	-	-	1,750,000
4. DLNR Windward Exploratory Well State Well Number (3-2449-002)	Prepare environmental assessment and Public Infrastructure Map (PIM) Amendment for one (1) production well at the existing DLNR Windward Exploratory Well (Well 3-2449-002).	P&E	500,000	-	-	-	500,000
5. Schofield Plateau Exploratory Wells	Prepare feasibility study, environmental assessment, and Public Infrastructure Map (PIM) Amendment for four (4) exploratory wells at Schofield Plateau near Monsanto Company Kunia.	P&E	550,000	-	-	-	550,000
6. Beretania Public Service Building Emergency Generator and Island-Wide PV Systems Study	Perform site investigation and study to determine options to provide an emergency generator for the Beretania Public Service Building, and suitable PV systems with battery storage for BWS facilities.	P&E	1,000,000	-	-	-	1,000,000
7. Construction Management for Various BWS Construction Projects	Provide construction management and training services for selected BWS construction projects.	P&E	6,000,000	-	-	-	6,000,000
8. Construction Management for Various BWS - WSO Construction Projects	Provide construction management and training services for selected BWS - WSO construction projects.	P&E	750,000	-	-	-	750,000
9. Project Management for Various BWS Projects	Provide project management, engineering and training services for selected BWS projects.	P&E	3,000,000	-	-	-	3,000,000
Total Category I - Research and Development			24,550,000	-	-	-	24,550,000

			Operating Fund	State Revolving Fund	Special Expendable Fund	Improvement Fund	Total
II. Renewal and Replacement							
A. Pumps							
10. Permanent Generators at Various Locations	Install up to two (2) permanent generators and appurtenances at selected BWS facilities.	CONST	8,000,000	-	-	-	8,000,000
11. Hawai'i Loa Booster No. 2 Pump and MCC Replacement	Replace booster pumps; replace MCC, SCADA system, and all electrical components and appurtenances; and limited control building upgrades.	CONST	5,750,000	-	-	-	5,750,000
12. Ka'ōnohi Booster No. 2 MCC Replacement and Facility Repairs	Replace booster pumps; replace MCC, SCADA system, and all electrical components and appurtenances; and limited control building upgrades.	CONST	5,000,000	-	-	-	5,000,000
13. Makakilo Booster No. 1 Electrical Upgrades and Facility Repair	Replace booster pumps and temporary pumping connections; replace MCC, SCADA system, and all electrical components and appurtenances; and limited control building upgrades.	CONST	4,000,000	-	-	-	4,000,000
14. Kailua Heights Booster Electrical Upgrades and Facility Repair	Replace booster pumps; replace MCC, SCADA system, and all electrical components and appurtenances; and limited control building upgrades.	CONST	-	3,000,000	-	-	3,000,000
15. Niu Valley Booster No. 1 MCC Replacement and Facility Repairs	Replace booster pumps; replace MCC, SCADA system, and all electrical components and appurtenances; and limited control building upgrades.	CONST	3,000,000	-	-	-	3,000,000
16. Pump Renewal and Replacement	Renewal and replacement of various BWS pumps and plant facilities.	CONST	4,000,000	-	-	-	4,000,000
17. Makakilo Well MCC Replacement	Install motor control center replacement.	P&E	-	500,000	-	-	500,000
18. Bella Vista Booster No. 1	Install booster pump and appurtenances from the Bella Vista 180' Reservoir to the Metro 405' system.	P&E	-	700,000	-	-	700,000
19. Pump Renewal and Replacement	Renewal and replacement of various BWS pumps and plant facilities.	P&E	300,000	-	-	-	300,000
20. Temporary Pumping Connections	Install connections for temporary pumps at critical pump stations to improve reliability.	P&E	500,000	-	-	-	500,000
Pumps Total			30,550,000	4,200,000	-	-	34,750,000

			Operating Fund	State Revolving Fund	Special Expendable Fund	Improvement Fund	Total
B. Reservoirs			-	-	-	-	-
Reservoirs Total			-	-	-	-	-
C. Pipelines							
21. Hakimo Road: 24-Inch Water Mains	Install 24-inch mains and appurtenances along Hakimo Road, from Farrington Highway to Ulehawa Road - approximately 4,150 linear feet. Replace check valve within the Lualualei Booster Station.	CONST	-	10,000,000	-	-	10,000,000
22. Ihiloa Loop and Ehupua Place Area WSI	Install 8-inch and 4-inch mains and appurtenances along Ihiloa Loop, from 100' East of Laukahi Street to 'Ōhi'alohe Street; along 'Ōhi'alohe Street, from Ihiloa Loop to 'Ehupua Place; along 'Ehupua Place, from 'Ōhi'alohe Street to end (640 system); along 'Ehupua Place, from 'Ōhi'alohe Street to end (405' system); along Po'ola Street, from 170' North of Kia'i Place to Panalea Place; along Pala'ole Place, from Po'ola Street to end; and along Panalea Place, from Po'ola Street to end - approx. 4,300 lin. ft.	CONST	-	10,000,000	-	-	10,000,000
23. Pacific Heights Road Area Water System Improvements	Install 12-inch, 8-inch and 4-inch mains and appurtenances along Pacific Heights Road, from 2695 Pacific Heights Road to Von Hamm Place - approx. 1,500 lin. ft.	CONST	-	2,500,000	-	-	2,500,000
24. Moanalua Road: 8-Inch Water Main Near Hekaha Street	Install 8-inch mains and appurtenances along Moanalua Road to repair a main break leak - approx. 20 lin. ft.	CONST	-	300,000	-	-	300,000
25. McCully Bridge 16-Inch Main Replacement of Pipe Supports	Install concrete pipe supports beams and saddles, and appurtenances for the 16-inch main along the McCully Street Bridge.	CONST	-	6,000,000	-	-	6,000,000

			Operating Fund	State Revolving Fund	Special Expendable Fund	Improvement Fund	Total
26. Lower Mariners Ridge Water System Improvements	Install 12-inch mains and appurtenances along Kaluanui Road, from Kalo'alo'a Street to Kaluanui Place/Ka'ahue Street - approx. 1,480 lin. ft. Install 8-inch mains and appurtenances along Kalo'alo'a Street, from Ka'ahue Street to Kaluanui Road; along Ka'ahue Street, from Kalo'alo'a Street to Kaluanui Road; and along Kaluanui Place from Kaluanui Road to Kaluanui Way - approx. 2,875 lin. ft. Install 8-inch and 2 1/2-inch mains and appurtenances along Kawaiki Place, from Ka'ahue Street to end; along Kauku Place, from Ka'ahue Street to end; along Kapoho Place, from Ka'ahue Street to end; along Kapāpala Place, from Ka'ahue Street to end; along Ka'ohe Place, from Ka'ahue Street to End; along Kamoi Place, from Ka'ahue Street to End; along Kakiwa Place, from Kaluanui Road to end; along Kakapa Place, from Kaluanui Road to end; along Kaipuha'a Place, from Kaluanui Road to end; along Kahuwai Place, from Kaluanui Road to end; along Kahauloa Place, from Kaluanui Road to end; and along Kaluanui Way, from end to end - approx. 4,665 lin. ft.	CONST	-	15,000,000	-	-	15,000,000
27. Kellog Street: 12-Inch Water Main	Install 12-inch mains and appurtenances along Kellog Street, from Kilani Avenue to the North end of Kellog Street - approx. 1,420 lin. ft. Install 8-inch mains and appurtenances along Auwai Drive, from Kellog Street to Kolekole Drive - approx. 700 lin. ft. Repair the leaking 12-inch water main along the steep hillside on the southeast side of Kaukonahua Gulch (past the North End of Kellog Street).	CONST	-	6,500,000	-	-	6,500,000
28. Kapolei Parkway 24-Inch R-1 Water Main	Install 24-inch mains and appurtenances along Kapolei Parkway, from near FH No. L04892 to Kamōkila Boulevard - approx. 700 lin. ft.	CONST	-	1,700,000	-	-	1,700,000
29. Monterey Drive and Sierra Drive: 8-Inch Water Mains	Install 8-inch mains and appurtenances along Monterey Drive, from Lurline Drive to Mariposa Drive; and along Sierra Drive, from Wilhelmina Rise to Wilhelmina Rise near Manini Way - approx. 3,360 lin. ft. Install 8-inch and 4-inch mains and appurtenances along Monterey Place, from Monterey Drive to end; and along Lanipili Place, from Monterey Drive to end -	CONST	-	6,000,000	-	-	6,000,000

			Operating Fund	State Revolving Fund	Special Expendable Fund	Improvement Fund	Total
30. Water Sampling Stations at Various Locations	Install water sampling stations at various locations.	CONST	1,000,000	-	-	-	1,000,000
31. Service Lateral Replacement at Various Locations	Install and replace service laterals at various locations.	CONST	1,500,000	-	-	-	1,500,000
32. Water Main Installation and Replacement	Install and replace water mains at various locations.	CONST	100,000	-	-	-	100,000
33. Water System Improvements at Various Locations	Install mains and appurtenance to replace high risk water mains at various locations throughout the island.	P&E	7,000,000	-	-	-	7,000,000
34. Fire Hydrant Installations at Various Location	Fire hydrant installations at various locations.	P&E	500,000	-	-	-	500,000
35. Water Main Installation & Replacement	Install and replace water mains at various locations.	P&E	100,000	-	-	-	100,000
Pipelines Total			10,200,000	58,000,000	-	-	68,200,000
D. Treatment							
36. PFAS Treatment Facility at Ka'amilo Wells	Install four (4) new GAC vessels, backwash tank system, including pump and filter setup, and piping.	CONST	-	14,000,000	-	-	14,000,000
37. PFAS Treatment Facility at Moanalua Wells	Install eight (8) new GAC vessels, backwash tank system, including pump and filter setup, and piping.	CONST	-	26,000,000	-	-	26,000,000
38. PFAS Treatment Facility at Pearl City Shaft	Install two (2) new GAC vessels, backwash tank system, including pump and filter setup, chlorinator infrastructure and piping.	CONST	-	10,000,000	-	-	10,000,000
39. GAC Corrosion Control at Various Locations	Perform corrosion control of selected BWS GAC facilities. CM services funding included for this project.	CONST	3,500,000	-	-	-	3,500,000
40. Granular Activated Carbon Disposal Options	Develop an implementation plan for the construction of a GAC reactivation plant. Design RFP development, provide project management services to monitor DBOM progress and provide operations management oversight for 12-month period after construction complete.	P&E	1,000,000	-	-	-	1,000,000
41. Treatment Repair and Rehabilitation	Repair and replacement of various BWS treatment facilities.	P&E	810,000	-	-	-	810,000
Treatment Total			5,310,000	50,000,000	-	-	55,310,000

			Operating Fund	State Revolving Fund	Special Expendable Fund	Improvement Fund	Total
E. Facilities							
42. Kalama Valley Pressure Reducing Valve Improvements	Install two pressure reducing valves and 12-inch main and appurtenances along Hawai'i Kai Drive, West of Kalama Valley. Install PRVs underground in vaults along with communication and supervisory controls.	CONST	-	2,000,000	-	-	2,000,000
43. Pump Station Instrumentation & Controls and SCADA Upgrade	Upgrade instrumentation and controls equipment at various pump stations and revamp SCADA system to provide smarter functionality.	CONST	2,000,000	-	-	-	2,000,000
44. Security Improvements at Various Locations	Security improvements and enhancements includes, but not limited to fencing, doors and windows, vegetation setbacks and access control systems at various BWS locations.	CONST	4,000,000	-	-	-	4,000,000
45. Facility Repair and Renovation	Repair, renovation, reroofing, fencing and repainting of selected BWS facilities.	CONST	10,000,000	-	-	-	10,000,000
46. Pump Station Building Repairs	Reroofing, painting, exterior and interior repairs of selected pump station building facilities.	CONST	3,000,000	-	-	-	3,000,000
47. Mauna 'Olu 530 Open Reservoir Dam Assessment	Conduct geotechnical investigation and prepare slope stability analysis of dam embankment under various loading conditions; update Hydrologic and Hydraulic Study; conduct topographic survey and prepare topographic map of dam and reservoir site; and identify and evaluate options to establish upstream control of outlet works.	P&E	800,000	-	-	-	800,000
48. Kona Low Storm Repairs	Repairs to access roads and facilities damaged by the Kona Low Storm in March 2026	P&E	2,000,000	-	-	-	2,000,000
49. Facility Repair and Renovation	Repair, renovation, reroofing, fencing and repainting of selected BWS facilities.	P&E	2,000,000	-	-	-	2,000,000
50. Monitoring Well Assessment and Repair	Provide well condition assessment and associated repair services for monitor wells.	P&E	150,000	-	-	-	150,000
51. Professional Services for BWS Projects	Obtain services of archaeologists, botanists, environmental engineers, water quality labs, planners, government agencies and others.	P&E	300,000	-	-	-	300,000
52. Pump Station Assessment and Operations/Repairs	Update pump station condition assessments and operations database.	P&E	300,000	-	-	-	300,000
Facilities Total			24,550,000	2,000,000	-	-	26,550,000
Total Category II - Renewal and Replacement			70,610,000	114,200,000	-	-	184,810,000

			Operating Fund	State Revolving Fund	Special Expendable Fund	Improvement Fund	Total
III. Capacity Expansion							
A. Pumps							
			-	-	-	-	-
Pumps Total			-	-	-	-	-
B. Reservoirs							
			-	-	-	-	-
Reservoirs Total			-	-	-	-	-
C. Pipelines							
53. Kalākaua Avenue 16-Inch Main and Saratoga Road 12-Inch Main	Install 16-inch main and appurtenances along Kalakaua Avenue, from Ala Wai Bridge to Ka'iulani Avenue - approx. 5,260 lin. ft. Install 12-inch main and appurtenances along Saratoga Road, from Kalākaua Avenue to Kalia Road - approx.	P&E	1,500,000	-	-	-	1,500,000
54. Honolulu District 42-Inch Mains - Liliha to Mo'ili'i AIS	Prepare and submit an archaeological inventory survey (AIS) plan, and conduct and complete an AIS for the Honolulu District 42-Inch Mains - Liliha to Mo'ili'i.	P&E	900,000	-	-	-	900,000
Pipelines Total			2,400,000	-	-	-	2,400,000
D. Treatment							
			-	-	-	-	-
Treatment Total			-	-	-	-	-

			Operating Fund	State Revolving Fund	Special Expendable Fund	Improvement Fund	Total
E. Facilities							
55. Kalaeloa Sea Water Desalination Facility	Design-Build-Operate-Maintain (DBOM) contract for a 1.7 MGD desalination facility with limited oversizing for future expansion. Install 16-inch transmission main along the project boundary from desalination facility to Ōla'i Street; along Ōla'i Street, from end to Kalaeloa Boulevard; along Kalaeloa Boulevard, from Ōla'i Street to the existing 16-inch main near the Northern end of TMK 9-1-031:022 - approx. 4,800 lin. ft.	CONST	-	-	12,000,000	-	12,000,000
Facilities Total			-	-	12,000,000	-	12,000,000
Total Category III - Capacity Expansion			2,400,000	-	12,000,000	-	14,400,000
Total Categories I - III			97,560,000	114,200,000	12,000,000	-	223,760,000
Construction Cost Index Adjustment			6,585,000	11,300,000	1,200,000	-	19,085,000
Contract Adjustment Account			16,840,000	1,325,000	1,250,000	4,550,000	23,965,000
FY27 Capital Improvement Program Total			120,985,000	126,825,000	14,450,000	4,550,000	266,810,000

REGULAR MEETING

APPROVAL OF MINUTES

Approval of the Minutes of the Regular Meeting Held April 27, 2026.

MOTION TO APPROVE

Gene Albano and Lance Wilhelm motioned and seconded, respectively, to approve the Minutes of the Regular Meeting Held on April 27, 2026

Ms. Cruz-Achiu conducted a roll-call vote: Vice Chair Jonathan Kaneshiro, aye; Board Member Lance Wilhelm, aye; Board Member Jeffrey Laupola, aye; Board Member Darian Chun, aye; Board Member Edwin Sniffen, abstain; Board Member Gene Albano, aye; and Chair Nā'ālehu Anthony, aye. Ms. Cruz-Achiu announced that the motion passed with six ayes and one abstention.

THE MINUTES OF THE REGULAR MEETING HELD ON APRIL 27, 2026, WERE APPROVED AT THE MAY 26, 2026, BOARD MEETING			
	AYE	NO	COMMENT
NĀ'ĀLEHU ANTHONY	X		
JONATHAN KANESHIRO	X		
LANCE WILHELM	X		
JEFFREY LAUPOLA	X		
DARIAN CHUN	X		
EDWIN H. SNIFFEN			ABSTAIN
GENE C. ALBANO	X		

APPROVAL OF MINUTES

Approval of the Minutes of the Budget Workshop Held May 4, 2026.

MOTION TO APPROVE

Darian Chun and Jeffrey Laupola motioned and seconded, respectively, to approve the Minutes of the Budget Workshop Held on May 4, 2026

Ms. Cruz-Achiu conducted a roll-call vote: Vice Chair Jonathan Kaneshiro, aye; Board Member Lance Wilhelm, abstain; Board Member Jeffrey Laupola, aye; Board Member Darian Chun, aye; Board Member Edwin Sniffen, abstain; Board Member Gene Albano, aye; and Chair Nā'ālehu Anthony, aye. Ms. Cruz-Achiu announced that the motion passed with five ayes and two abstention.

THE MINUTES OF THE BUDGET WORKSHOP HELD ON MAY 4, 2026, WERE APPROVED AT THE MAY 26, 2026, BOARD MEETING			
	AYE	NO	COMMENT
NĀ'ĀLEHU ANTHONY	X		
JONATHAN KANESHIRO	X		
LANCE WILHELM			ABSTAIN
JEFFREY LAUPOLA	X		
DARIAN CHUN	X		
EDWIN H. SNIFFEN			ABSTAIN
GENE C. ALBANO	X		

“May 26, 2026

ADOPTION
OF RESOLUTION
NO. 1013, 2026,
ADOPTING THE
OPERATING AND
CAPITAL
IMPROVEMENT
PROGRAM
BUDGET
FOR THE
FISCAL YEAR
2026 – 2027 AND
APPROPRIATING
THEREFOR

Chair and Members
Board of Water Supply
City and County of Honolulu
Honolulu, Hawai'i 96843

Chair and Members:

Subject: Adoption of Resolution No. 1013, 2026, Adopting the
Operating and Capital Improvement Program Budget for the
Fiscal Year 2026 – 2027 and Appropriating Funds Therefor

We recommend adoption of the proposed Operating and Capital Improvement Program Budget for the fiscal year beginning July 1, 2026, and ending June 30, 2027.

A Public Hearing to consider the proposed budget, as required by the City Charter, was held on May 26, 2026. The affidavit attesting to the publication of the Public Hearing Notice is attached.

We further recommend the adoption of the attached Resolution No. 1013, 2026, appropriating funds for the Operating and Capital Improvement Program Budget for the Fiscal Year 2026 – 2027, as follows:

1. The sum of \$311,625,754 from the Operating Fund for Operating Budget expenditures.
2. The sums of \$120,985,000 from the Operating Fund, \$126,825,000 from the State Revolving Loan Fund, \$4,550,000 from the Improvement Fund, and \$14,450,000 from the Special Expendable Fund, for a total of \$266,810,000 for Capital Improvement Program Budget expenditures.

Respectfully Submitted,

/s/ ERNEST Y. W. LAU, P.E
Manager and Chief Engineer

Attachment”

DISCUSSION: Megan Muramatsu, Executive Support Assistant I, Executive Support Office.

MOTION TO APPROVE Lance Wilhelm and Edwin Sniffen motioned and seconded, respectively, the Adoption of Resolution No. 1013, 2026, Adopting the Operating and Capital Improvement Program Budget for the Fiscal Year 2026 – 2027 and Appropriating Funds Therefor.

Ms. Cruz-Achiu conducted a roll-call vote: Vice Chair Jonathan Kaneshiro, aye; Board Member Lance Wilhelm, aye; Board Member Jeffrey Laupola, aye; Board Member Darian Chun, aye; Board Member Edwin Sniffen, aye; Board Member Gene Albano, aye; and Chair Nā'ālehu Anthony, aye. Ms. Cruz-Achiu announced that the motion passed with seven ayes.

ADOPTION OF RESOLUTION NO. 1013, 2026, ADOPTING THE OPERATING AND CAPITAL IMPROVEMENT PROGRAM BUDGET FOR THE FISCAL YEAR 2026 – 2027 AND APPROPRIATING FUNDS THEREFOR WAS ADOPTED ON MAY 26, 2026, BOARD MEETING			
	AYE	NO	COMMENT
NĀ'ĀLEHU ANTHONY	X		
JONATHAN KANESHIRO	X		
LANCE WILHELM	X		
JEFFREY LAUPOLA	X		
DARIAN CHUN	X		
EDWIN H. SNIFFEN	X		
GENE C. ALBANO	X		

BOARD OF WATER SUPPLY
CITY AND COUNTY OF HONOLULU

RESOLUTION NO. 1013, 2026

**RESOLUTION ADOPTING THE OPERATING AND CAPITAL IMPROVEMENT
PROGRAM BUDGET FOR FISCAL YEAR 2027 AND APPROPRIATING FUNDS
THEREFOR**

BE IT RESOLVED by the Board of Water Supply, City and County of Honolulu, State of Hawai'i, that in accordance with the provisions of Article VII of the Revised Charter of the City and County of Honolulu, the sum of THREE HUNDRED ELEVEN MILLION SIX HUNDRED TWENTY-FIVE THOUSAND SEVEN HUNDRED AND FIFTY-FOUR DOLLARS (\$311,625,754) be and the same is hereby appropriated out of all monies placed to the credit of the Operating Fund for expenditures of the Board of Water Supply Operating Budget for the fiscal year beginning July 1, 2026 and ending June 30, 2027 as follows:

OPERATING BUDGET

OPERATING FUND.....\$311,625,754

BE IT FURTHER RESOLVED that the said Operating Fund appropriation may be increased to the extent that any State or Federal environmental law, regulation, and/or electric power cost, causes the Board of Water Supply to exceed the cost thresholds as specified in the Schedule of Rates and Charges for the Furnishing of Water and Water Service; and

BE IT FURTHER RESOLVED that the Manager and Chief Engineer, at his discretion, shall have the authority to increase said Operating Fund appropriation

provided that the total consolidated appropriation of Operating Funds within the Operating Budget and Capital Improvement Program Budget remains the same; and

BE IT FURTHER RESOLVED that the sum of ONE HUNDRED TWENTY MILLION NINE HUNDRED EIGHTY-FIVE THOUSAND DOLLARS (\$120,985,000) be and the same is hereby appropriated out of all monies placed to the credit of the Operating Fund, the sum of ONE HUNDRED TWENTY-SIX MILLION EIGHT HUNDRED TWENTY-FIVE THOUSAND DOLLARS (\$126,825,000) be and the same is hereby appropriated out of all monies placed to the credit of the State Revolving Fund, the sum of FOUR MILLION FIVE HUNDRED FIFTY THOUSAND DOLLARS (\$4,550,000) be and the same is hereby appropriated out of all monies placed to the credit of the Improvement Fund, the sum of FOURTEEN MILLION FOUR HUNDRED FIFTY THOUSAND DOLLARS (\$14,450,000) be and the same is hereby appropriated out of all monies placed to the credit of the Special Expendable Fund, for a total of TWO HUNDRED SIXTY-SIX MILLION EIGHT HUNDRED TEN THOUSAND DOLLARS (\$266,810,000) for expenditures of the Board of Water Supply Capital Improvement Program Budget for the fiscal year beginning July 1, 2026 and ending June 30, 2027, as follows:

CAPITAL IMPROVEMENT PROGRAM BUDGET

OPERATING FUND.....	\$ 120,985,000
STATE REVOLVING FUND.....	\$ 126,825,000
IMPROVEMENT FUND.....	\$ 4,550,000
SPECIAL EXPENDABLE FUND.....	\$ 14,450,000
TOTAL.....	\$ 266,810,000

BE IT FURTHER RESOLVED that the Manager and Chief Engineer, at his discretion, shall have the authority to adjust the method of funding the Capital Improvement Program Budget and that the Manager and Chief Engineer may increase or decrease the amounts appropriated out of the Operating Fund, Improvement Fund, Special Expendable Fund, Water Infrastructure Finance and Innovation Act Fund, and/or Extramural Fund in the Capital Improvement Program Budget, provided that the total consolidated appropriation of the Operating Budget and Capital Improvement Program Budget remains the same; and

BE IT FURTHER RESOLVED that any appropriations authorized in this resolution for the Capital Improvement Program Budget, excluding funds appropriated in the Operating Fund of the Capital Improvement Program Budget or any amendment thereto, shall be valid for the fiscal year beginning July 1, 2026, and ending June 30, 2027, and twelve months thereafter. Any part of such appropriation that is not expended or encumbered shall lapse on June 30, 2028; and

BE IT FURTHER RESOLVED that the Board of Water Supply may receive monies which use is specified or otherwise limited by the monies' source from any government or quasi-governmental agency. When such funds are received, in amounts that may be necessary to finance projects listed in the Board of Water Supply Capital Improvement Program Budget and designated to be financed from the Extramural Fund, the Board of Water Supply shall maintain accounts showing the monies so received and specifying the purposes for which they have been received and held; and

BE IT FURTHER RESOLVED that expenditure of all monies described in the preceding paragraph, and for the purposes set forth, shall be deemed approved, and the Manager and Chief Engineer deemed authorized to receive and expend the funds provided as provided by law; and

BE IT FURTHER RESOLVED that the Board of Water Supply acknowledges that these budgets, as appropriated, may result in temporary deviation from the financial policies adopted by Resolution 873, 2017, namely, to establish a target requirement to never have less than 60 days of working capital. These Budgets reflect the possibility of having less than the minimum 60 days of working capital cash on hand. The Board of Water Supply recognizes that the reserve of working capital was designated for the purpose of addressing economic and revenue downturns and emergency situations, such that the reserve of working capital could be accessed when required to ensure continued operations and capital expenditures; and

BE IT FINALLY RESOLVED that revenue bonds of the Board of Water Supply, City and County of Honolulu, general obligation bonds of the City and County of Honolulu, commercial paper or other alternative forms of financing deemed appropriate by the Board of Water Supply, are authorized for issuance to yield the amount that may be necessary to finance projects listed in the Board of Water Supply Capital Improvement Program Budget and designated to be financed from the Improvement Fund and such additional amounts as may be deemed necessary to pay the expenses of issuance of such bonds or other financing; provided that the Board of Water Supply shall by resolution, and the City Council of the City and County of Honolulu for general obligation bonds shall by ordinance, determine the form, date, amount, denomination, and maturity of the bonds herein authorized.

ADOPTED:



NĀ'ĀLEHU ANTHONY
Chair

Honolulu, Hawai'i
May 26, 2026

ADOPTION OF RESOLUTION NO. 1013, 2026, ADOPTING THE OPERATING AND CAPITAL IMPROVEMENT PROGRAM BUDGET FOR THE FISCAL YEAR 2026 – 2027 AND APPROPRIATING FUNDS THEREFOR WAS ADOPTED ON MAY 26, 2026, BOARD MEETING			
	AYE	NO	COMMENT
NĀ'ĀLEHU ANTHONY	X		
JONATHAN KANESHIRO	X		
LANCE WILHELM	X		
JEFFREY LAUPOLA	X		
DARIAN CHUN	X		
EDWIN H. SNIFFEN	X		
GENE C. ALBANO	X		

ITEM FOR INFORMATION NO. 1

“May 26, 2026

UPDATE ON
THE BOARD OF
WATER SUPPLY’S
RESPONSE TO
THE POTENTIAL
IMPACTS OF
RED HILL FUEL
CONTAMINATION

Chair and Members
Board of Water Supply
City and County of Honolulu
Honolulu, Hawai’i 96843

Chair and Members:

Subject: Update on the Board of Water Supply’s Response to the
Potential Impacts of the Red Hill Fuel Contamination

Joyce Le, Acting Departmental Staff Executive Assistant, Office of the
Manager and Chief Engineer, will give an Update on the Board of Water
Supply’s Response to the Potential Impacts of the Red Hill Fuel
Contamination.

Respectfully Submitted,

/s/ ERNEST Y. W. LAU, P.E
Manager and Chief Engineer

Attachment”

The foregoing was for information only.

DISCUSSION:

Joyce Le, Acting Departmental Staff Executive Assistant, Office of the
Manager and Chief Engineer, gave the report.

Manager Lau thanked Ms. Joyce Le for attending the after-work-hour
meeting to ask questions.

Chair Anthony inquired about the Environmental Protection Agency (EPA)
changing the recommended PFAS and PFOA maximum contaminant level
(MCL) from 4 parts per trillion (ppt). How does this affect the BWS’s plans
to install filter systems at various sites?

Manager Lau responded that the EPA’s proposal does not affect the
BWS’s plans. The EPA proposes to rescind some of the 2024 regulations
set for the six different PFAS chemicals. The EPA proposes to eliminate
four of the six PFAS, keeping PFOA and PFOS, and the MCL. He shared
that PFOS is the chemical that the BWS commonly finds in its wells;
therefore, it should move forward with installing treatment systems at the
three proposed locations.

Chair Anthony asked if more time is being granted.

Manager Lau replied that additional time is not being granted; however,
states with primacy can entertain a request from a water utility regulated
under the regulations, allowing up to a 2-year extension, which is not noted

in the proposed rules. He shared that the BWS plans to attend the July 7, 2026, Public Hearing to discuss the EPA's proposal.

Deputy Erwin Kawata added that the four contaminants proposed for rescission are based on a procedural error made in 2024; therefore, the limits are no longer valid.

Manager Lau commented that, in the May 20, 2026, proposed rules, the EPA is admitting to an error. The BWS will move forward with its treatment systems and schedule a briefing on emerging contaminants and its findings.



MAY 2026 RED HILL UPDATES

boardofwatersupply.com

RECENT EVENTS

May 20

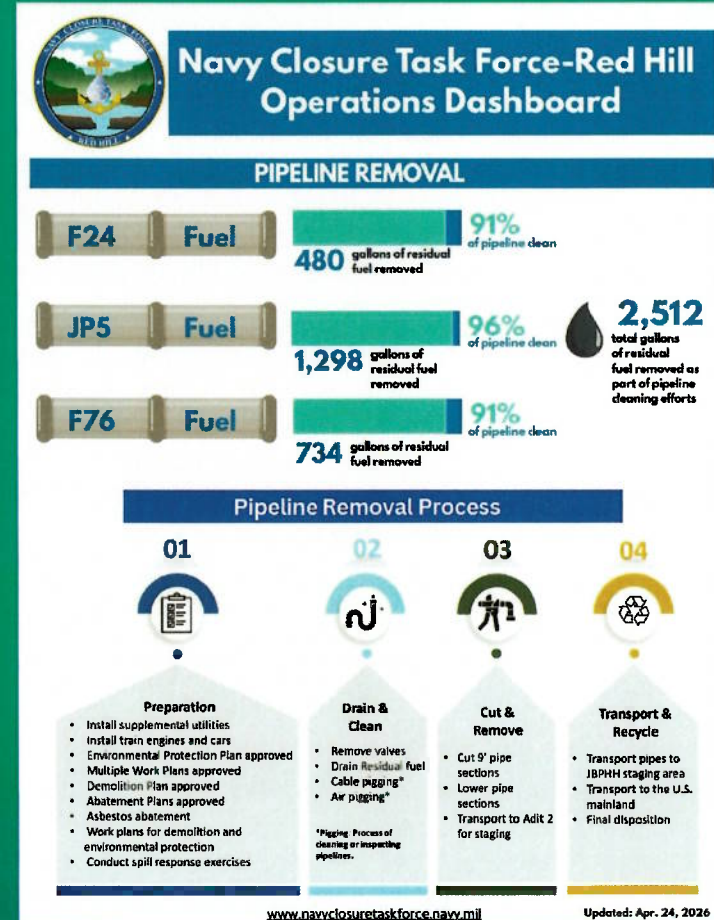
- Pearl Harbor –Hickam –Kalaeloa Restoration Advisory Board

May 21

- Community Representation Initiative



UPDATES FROM NAVY CLOSURE TASK FORCE –RED HILL



2026 LEGISLATION UPDATES

- [House Bill 1800 HD1 SD1 CD1](#) –
Relating to State Budget

29				
30	12.2	<u>RED HILL REMEDIATION, OAHU</u>		
31				
32		<u>PLANS, DESIGN, AND CONSTRUCTION FOR</u>		
33		<u>ENVIRONMENTAL STUDIES AND MONITORING FOR</u>		
34		<u>RED HILL REMEDIATION; GROUND AND SITE</u>		
35		<u>IMPROVEMENTS; EQUIPMENT AND</u>		
36		<u>APPURTENANCES.</u>		
37		<u>TOTAL FUNDING</u>	<u>LNR</u>	<u>C</u>
38				<u>8,000 C</u>

Source: [Hawaii State Legislature](#)

- [House Concurrence Resolution \(HCR\) 186](#) –Urging the United States Department of Defense and Defense Health Agency to **Extend the Renewal Period For Secretarial Designee Health Care Authorization** Related to the Red Hill Water Contamination Crisis and to **Improve Health Care Access for Affected Individuals**
- [HCR 200](#) -Urging The United States Department Of Defense To **Reassess Prior Determinations And Closure Decisions Under The Comprehensive Environmental Response, Compensation, And Liability Act** In Light Of Evolving Scientific Understanding Of Per- And Polyfluoroalkyl Substances And Recent Federal Hazardous Substance Designations.



UPCOMING EVENTS

June 20th

- Walk For Wai

June 22th

- Board of Water Supply Board of Directors Meeting: Presentation by the National Academies of Science, Engineering, and Medicine on the Clinical Follow-up and Care for Those Impacted by the JP-5 Releases at Red Hill





MAHALO!

May 2026 Red Hill Updates

Providing safe, dependable, and affordable drinking water, now and into the future.

ITEM FOR INFORMATION NO. 2

"May 26, 2026

STATUS
UPDATE OF
GROUNDWATER
LEVELS AT
ALL INDEX
STATIONS

Chair and Members
Board of Water Supply
City and County of Honolulu
Honolulu, Hawai'i 96843

Chair and Members:

Subject: Status Update of Groundwater Levels at All Index Stations

One aquifer index station was in low groundwater condition for the production month of April 2026. Kaimukī is in Caution Status. The monthly production average for April 2026 was 122.89 million gallons per day.

The Board of Water Supply rainfall index for the month of April 2026 was 91 percent of normal, with a 5-month moving average of 180 percent. As of May 5, 2026, the Hawai'i Drought Monitor shows no drought conditions across the entire island of O'ahu. The National Weather Service is forecasting above-normal precipitation through May 2026.

All monitoring wells exhibited increasing head levels for the month of April 2026. This reflects the relatively higher rainfall over the past several months, combined with associated decreased production. Average monthly production for April 2026 is lower than April 2025 and lower than the 5-year monthly average.

Respectfully Submitted,

/s/ ERNEST Y. W. LAU, P.E
Manager and Chief Engineer

Attachment"

The foregoing was for information only.

DISCUSSION: Barry Usagawa, Program Administrator, Water Resources Division, gave the report.

Chair Anthony commented that the system seemed to have had a lot of recharge from all the rainfall.

Mr. Barry Usagawa replied that there was significant runoff; however, due to the constant rainfall, the system responded within three months, which normally would take longer.

**PRODUCTION, HEAD AND RAINFALL REPORT
MONTH OF APRIL 2026**

POTABLE

STATION	MGD
HONOLULU (1)	
KULIOUOU	0.00
WAILUPE	0.00
AINA KOA	0.00
AINA KOA II	0.00
MANOA II	0.87
PALOLO	1.43
KAIMUKI HIGH	1.91
KAIMUKI LOW	0.78
WILDER	8.61
BERETANIA HIGH	0.92
BERETANIA LOW	0.92
KALIHI HIGH	3.80
KALIHI LOW	2.67
KAPALAMA	0.30
KALIHI SHAFT	7.58
MOANALUA	2.55
HALAWA SHAFT	0.00
KAAMILO	0.00
KALAUAO	8.14
PUNANANI	10.57
KAAHUMANU	0.29
HECO WAIU	2.73
MANANA	0.24
WAIALAE IKI	0.23
WELLS SUBTOTAL:	54.53
MANOA TUNNEL	0.17
PALOLO TUNNEL	0.00
GRAVITY SUBTTL:	0.17
HONOLULU SUBTTL:	54.70

STATION	MGD
WINDWARD (2)	
WAIMANALO II	0.16
WAIMANALO III	0.00
KUOU I	0.00
KUOU II	0.04
KUOU III	0.82
LULUKU	0.92
HAIKU	0.38
IOLEKAA	0.00
KAHALUU	0.43
KAHANA	0.36
PUNALUU I	0.00
PUNALUU II	1.96
PUNALUU III	0.99
KALUANUI	1.08
MAAKUA	0.43
HAUULA	0.21
WELLS SUBTOTAL:	7.78
WAIM. TUNNELS I & II	0.00
WAIM. TUNNELS III&IV	0.22
WAIHEE INCL. WELLS	0.27
WAIHEE TUNNEL	5.58
LULUKU TUNNEL	0.15
HAIKU TUNNEL	0.20
KAHALUU TUNNEL	1.91
GRAVITY SUBTOTAL:	8.33
WIND. SUBTOTAL:	16.10

STATION	MGD
NORTH SHORE (3)	
KAHUKU	0.32
OPANA	1.04
WAIALEE I	0.46
WAIALEE II	0.00
HALEIWA	0.00
WAIALUA	1.19
N.SHORE SUBTOTAL:	3.02

MILILANI (4)	MGD
MILILANI I	1.75
MILILANI II	1.41
MILILANI III	0.54
MILILANI IV	0.00
MILILANI SUBTOTAL:	3.70

WAHIAWA (5)	MGD
WAHIAWA	1.09
WAHIAWA II	1.60
WAHIAWA SUBTOTAL:	2.70

PEARL CITY-HALAWA (6)	MGD
HALAWA 277	0.00
HALAWA 550	0.00
AIEA	0.00
AIEA GULCH 497	1.05
AIEA GULCH 550	0.21
KAONOHI I	1.72
WAIMALU I	0.00
NEWTOWN	0.66
WAIU	0.62
PEARL CITY I	0.82
PEARL CITY II	1.20
PEARL CITY III	0.00
PEARL CITY SHAFT	0.74
PEARL CITY-HALAWA SUBTOTAL:	7.01

STATION	MGD
WAIPAHU-EWA (7)	
WAIPIO HTS.	1.11
WAIPIO HTS. I	0.73
WAIPIO HTS. II	0.05
WAIPIO HTS. III	0.07
WAIPAHU	6.74
WAIPAHU II	2.29
WAIPAHU III	2.21
WAIPAHU IV	2.32
KUNIA I	3.99
KUNIA II	1.49
KUNIA III	1.50
HOAEAE	3.99
HONOULIULI I	0.00
HONOULIULI II	5.54
MAKAKILO	0.00
WAIPAHU-EWA SUBTOTAL:	32.02

WAIANAE (8)	MGD
MAKAHA I	0.97
MAKAHA II	0.00
MAKAHA III	0.36
MAKAHA V	0.00
MAKAHA VI	0.00
MAKAHA SHAFT	0.00
KAMAILE	0.00
WAIANAE I	0.00
WAIANAE II	0.06
WAIANAE III	0.81
WELLS SUBTOTAL:	2.21
WAI. C&C TUNNEL	1.40
WAI. PLANT. TUNNELS	0.04
GRAVITY SUBTOTAL:	1.44
WAIANAE SUBTOTAL:	3.65

NONPOTABLE

NONPOTABLE	MGD
KALAUAO SPRINGS	0.31
BARBERS POINT WELL	0.69
GLOVER TUNNEL NP	0.30
NONPOTABLE TOTAL:	1.29

RECYCLED WATER (MARCH 2026)

RECYCLED WATER	MGD
HONOULIULI WRF R-1	3.61
HONOULIULI WRF RO	1.46
RECYCLED TOTAL:	5.08

**PRODUCTION, HEAD AND RAINFALL REPORT
MONTH OF APRIL 2026**

TOTAL WATER		MGD
PUMPAGE		112.96
GRAVITY		9.94
POTABLE TOTAL:		122.89
NONPOTABLE		1.29
RECYCLED WATER		5.08
TOTAL WATER:		129.26

CWRM PERMITTED USE AND BWS ASSESSED YIELDS FOR BWS POTABLE SOURCES				
WATER USE DISTRICTS		A	B	C
		PERMITTED USE/ BWS YLDS	APR 2026	DIFF. A-B
1	HONOLULU	83.32	54.53	28.79
2	WINDWARD	25.02	16.10	8.92
3	NORTH SHORE	4.70	3.02	1.68
4	MILILANI	7.53	3.70	3.83
5	WAHIAWA	4.27	2.70	1.57
6	PEARL CITY-HALAWA	12.25	7.01	5.24
7	WAIPAHU-EWA	50.63	32.02	18.61
8	WAIANAЕ	4.34	3.65	0.69
TOTAL:		192.06	122.72	69.33

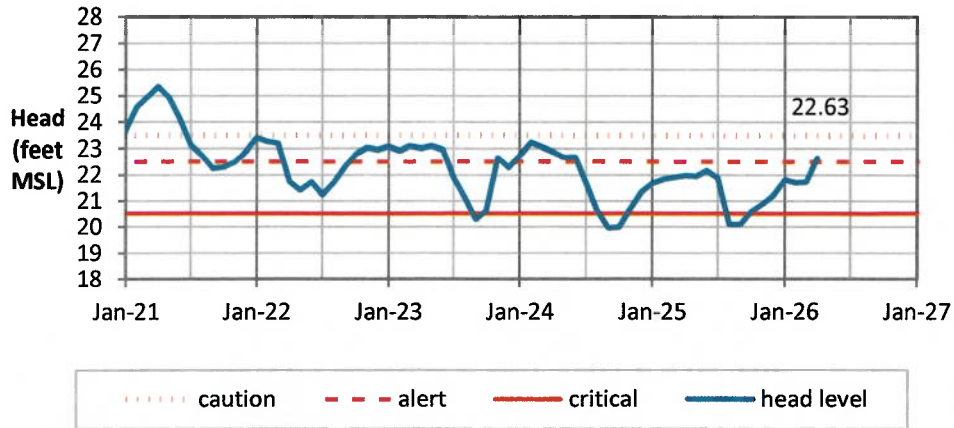
CWRM PERMITTED USE FOR BWS NONPOTABLE SOURCES				
WATER USE DISTRICTS		A	B	C
		PERMITTED USE	APR 2026	DIFF. A-B
7	WAIPAHU-EWA (BARBERS POINT WELL)	1.00	0.69	0.31
TOTAL:		1.00	0.69	0.31

IMPORT/EXPORT BETWEEN WATER USE DISTRICTS			
FROM	TO		MGD
2	1	WINDWARD EXPORT	0.10
7	8	BARBERS PT LB	4.42

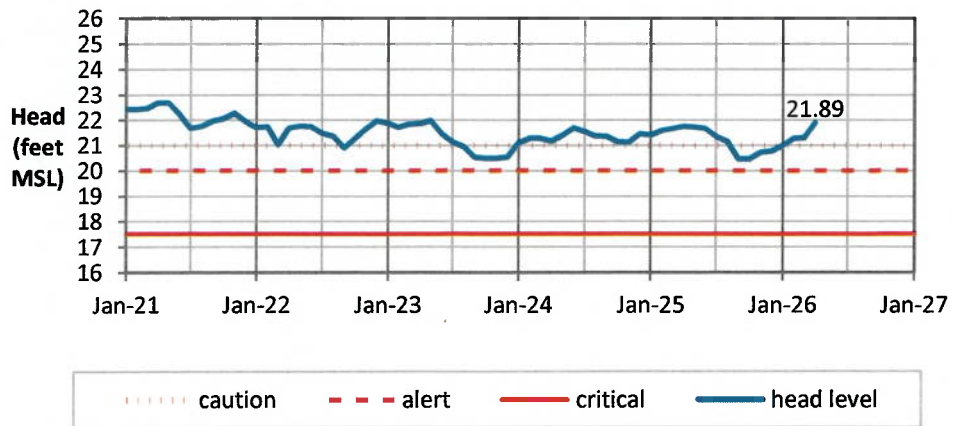
WATER USE DISTRICTS		SUBTOTAL	IMPORT	EXPORT	EFFECTIVE WATER DEMAND
1	HONOLULU	54.70	0.10	-	54.80
2	WINDWARD	16.10	-	0.10	16.00
3	NORTH SHORE	3.02	-	-	3.02
4	MILILANI	3.70	-	-	3.70
5	WAHIAWA	2.70	-	-	2.70
6	PEARL CITY-HALAWA	7.01	-	-	7.01
7	WAIPAHU-EWA	32.02	-	4.42	27.60
8	WAIANAЕ	3.65	4.42	-	8.08
TOTAL:		122.89	4.52	4.52	122.89

Head Report

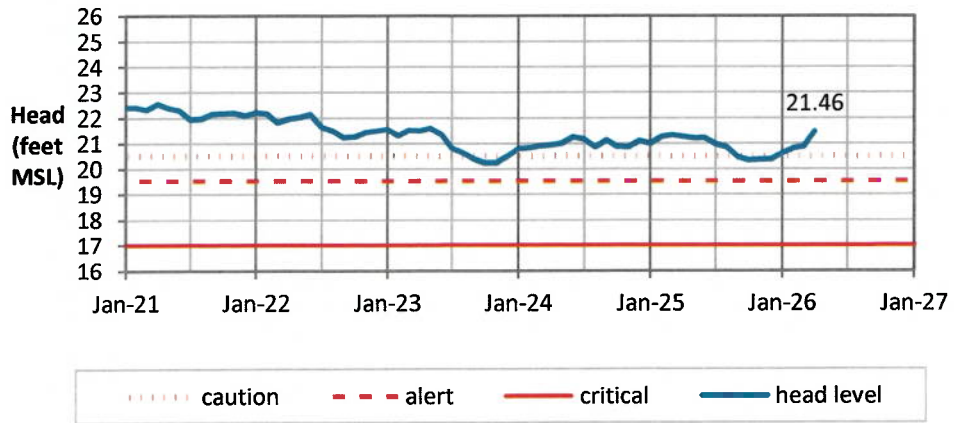
Kaimukī 04/01/2026



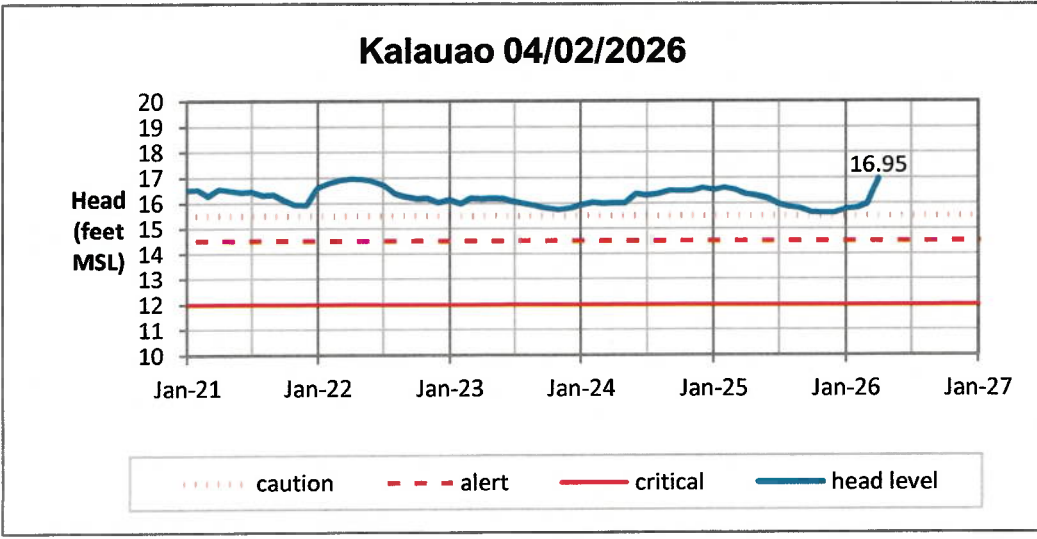
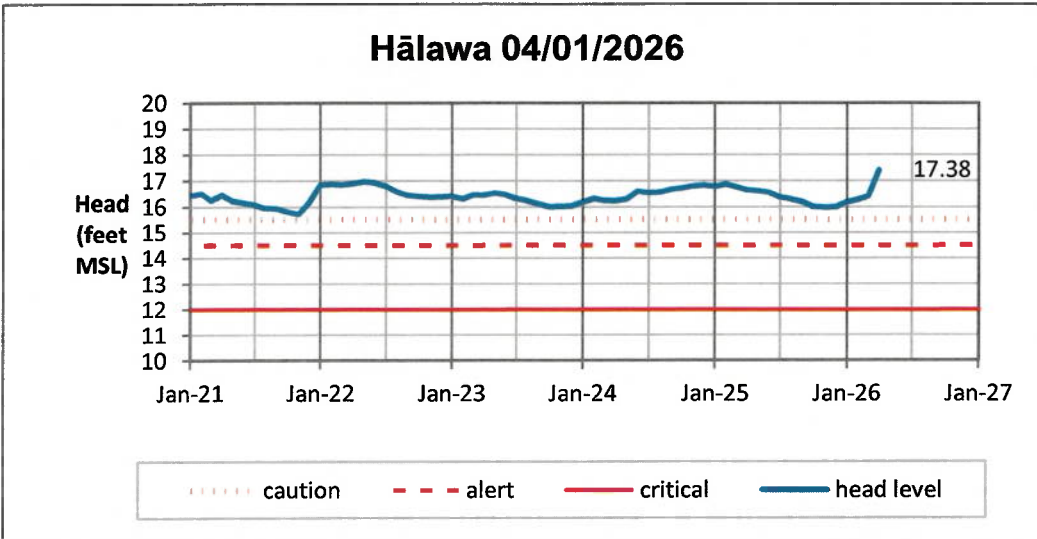
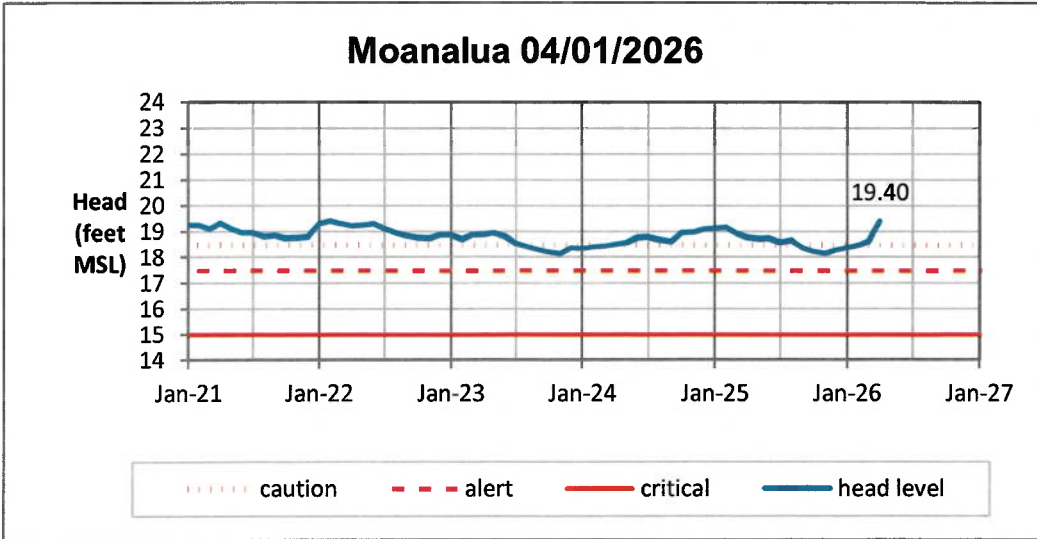
Beretania 04/01/2026



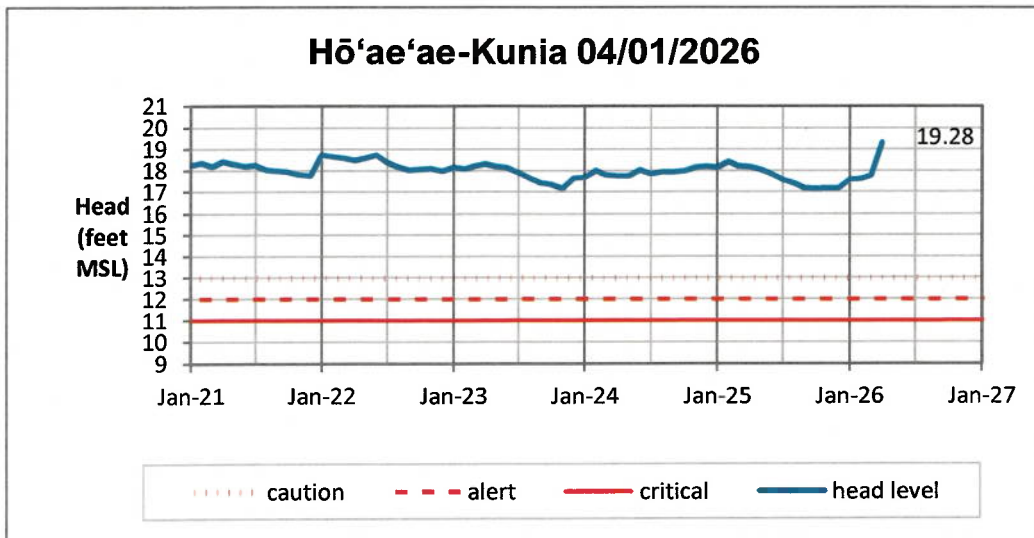
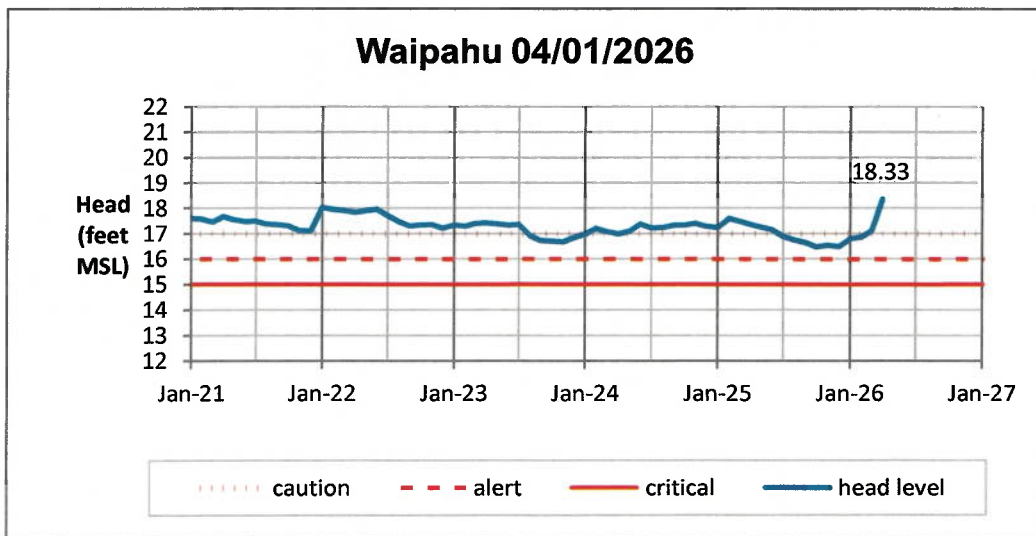
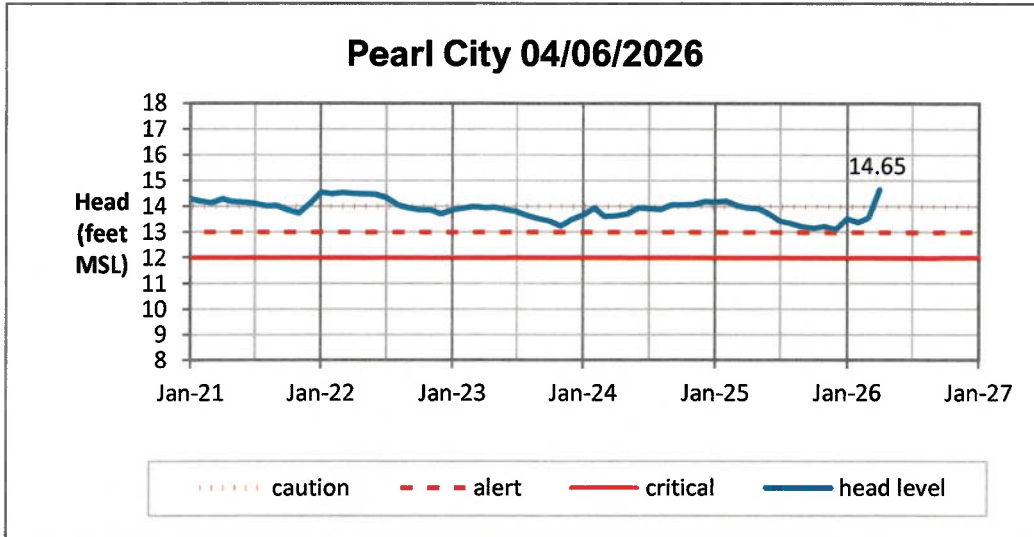
Kalihi 04/01/2026



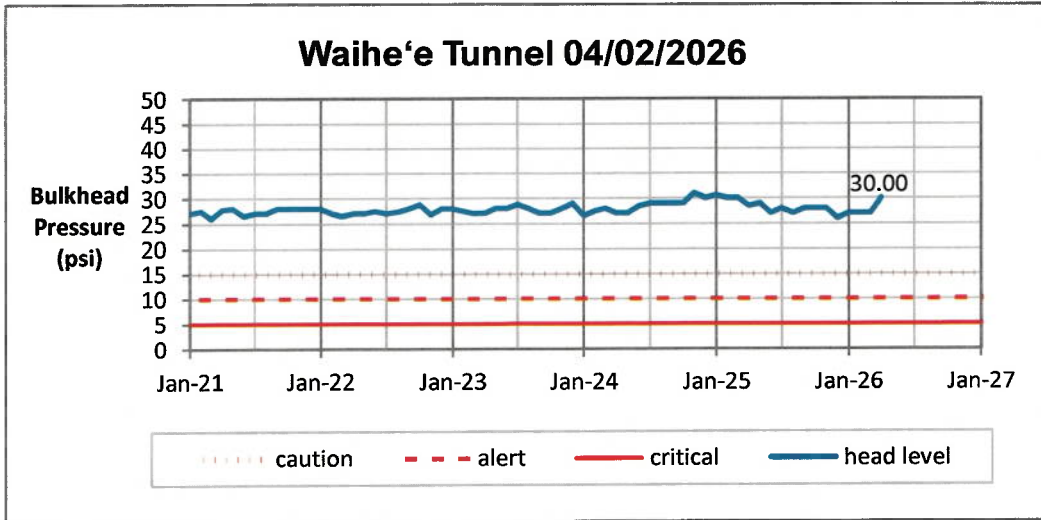
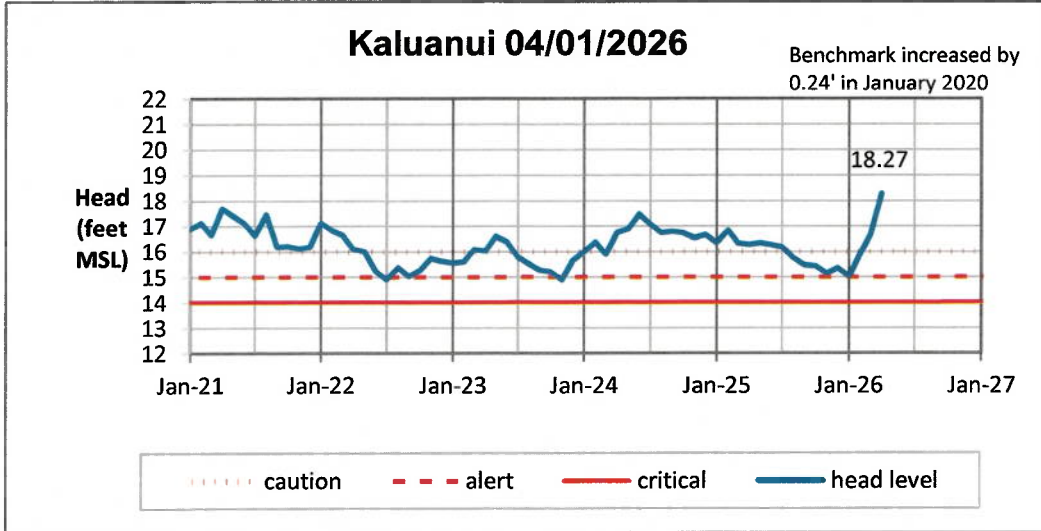
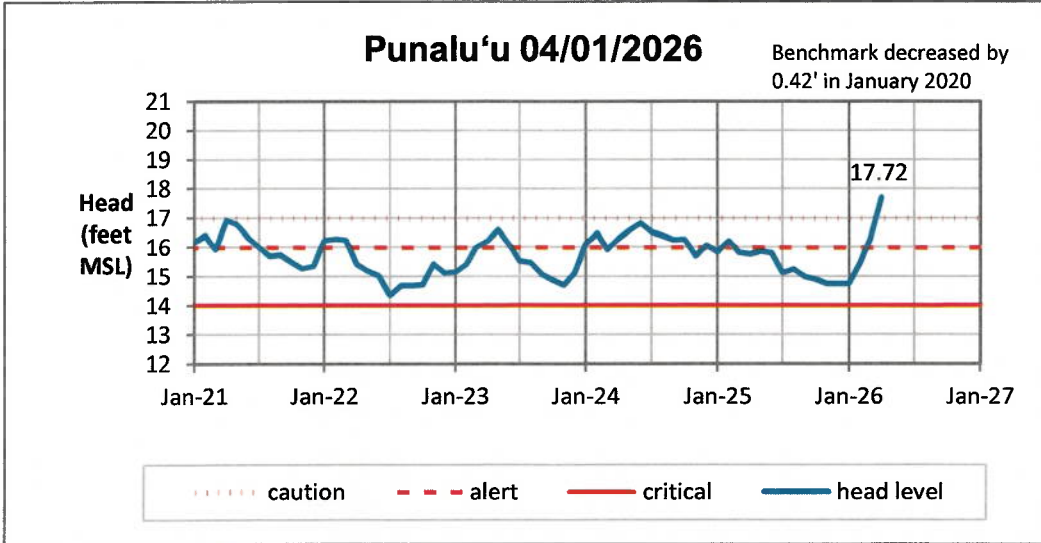
Head Report



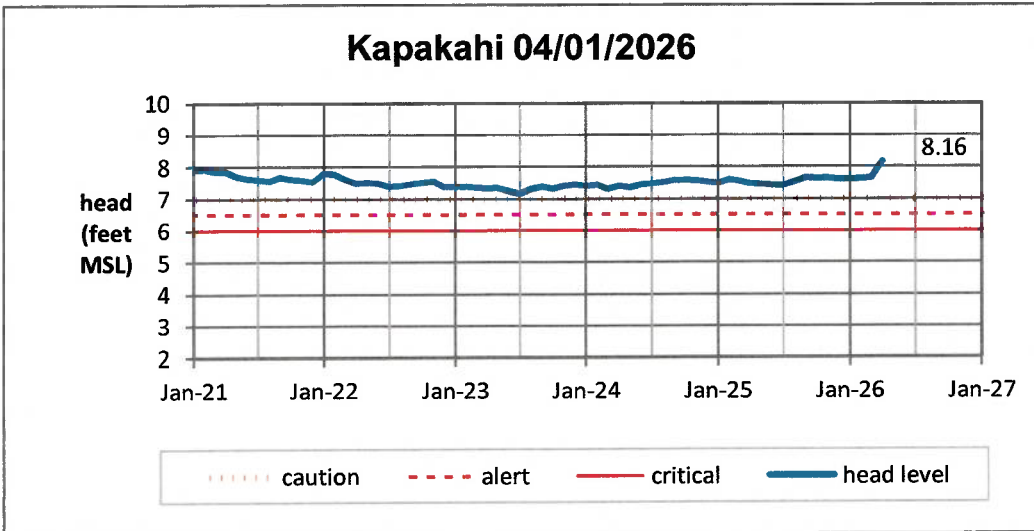
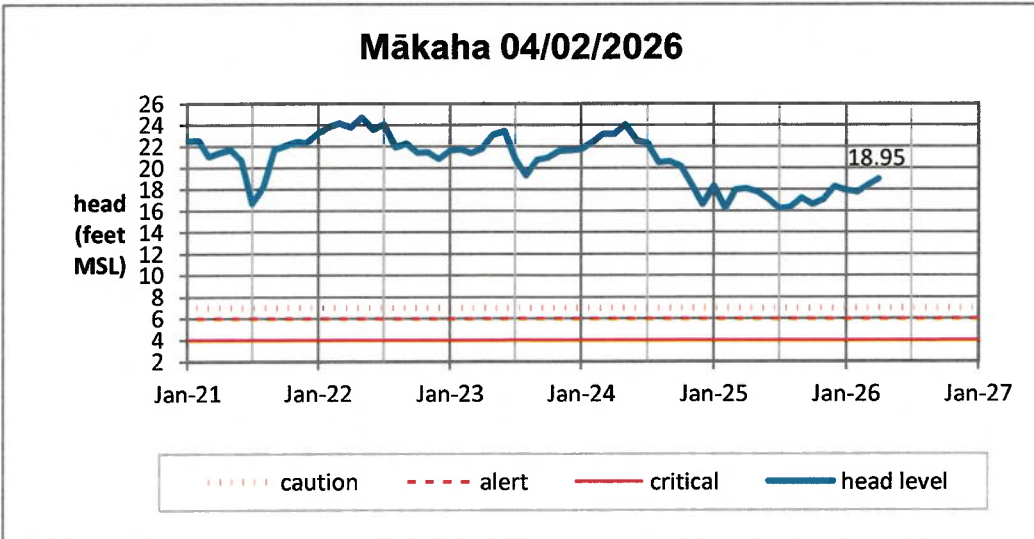
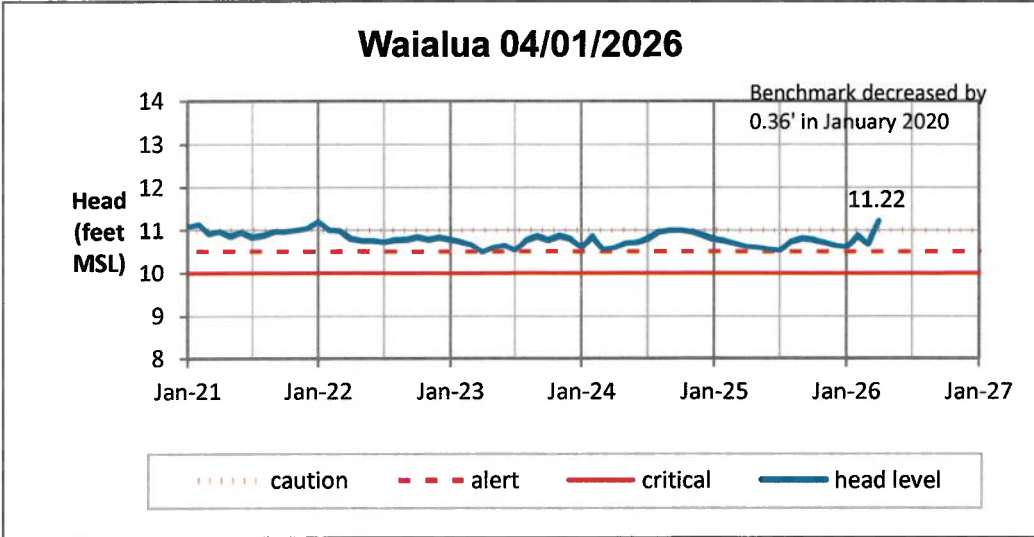
Head Report

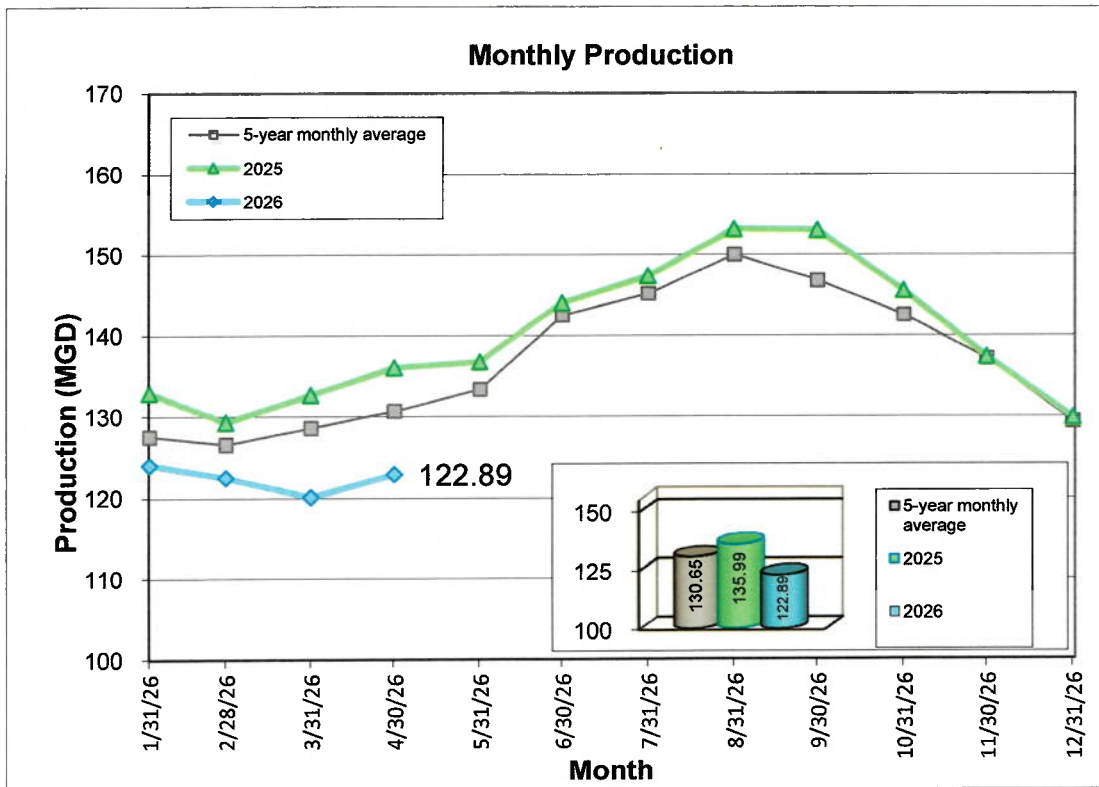
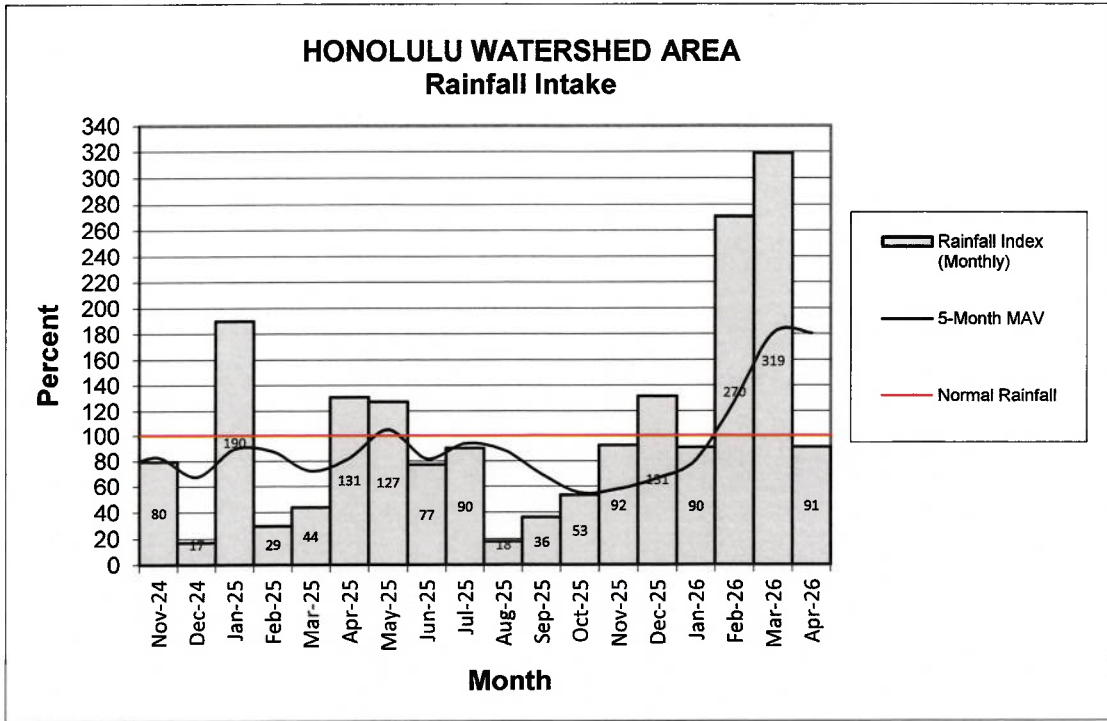


Head Report



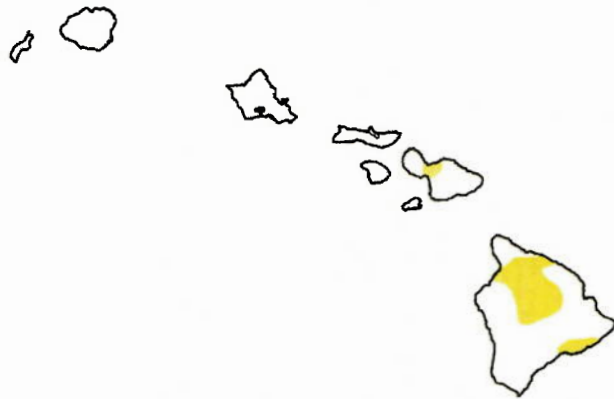
Head Report





Hawaii

[Home](#) / [Hawaii](#)



Map released: Thurs. May 7, 2026

Data valid: May 5, 2026 at 8 a.m. EDT

Intensity

- None
- D0 (Abnormally Dry)
- D1 (Moderate Drought)
- D2 (Severe Drought)
- D3 (Extreme Drought)
- D4 (Exceptional Drought)
- No Data

Authors

United States and Puerto Rico Author(s):

[Adam Allgood](#), NOAA/NWS/NCEP/CPC

Pacific Islands and Virgin Islands Author(s):

[Lindsay Johnson](#), National Drought Mitigation Center

ITEM FOR INFORMATION NO. 3

"May 26, 2026

WATER MAIN
REPAIR
REPORT FOR
APRIL 2026

Chair and Members
Board of Water Supply
City and County of Honolulu
Honolulu, Hawai'i 96843

Chair and Members:

Subject: Water Main Repair Report for April 2026

Daniel Lee, Acting Assistant Program Administrator, Field Operations Division, will report on water main repair work for the month of April 26, 2026.

Respectfully submitted,

/s/ ERNEST Y. W. LAU, P.E
Manager and Chief Engineer

Attachment"

The foregoing was for information only.

DISCUSSION:

Daniel Lee, Acting Assistant Program Administrator, Field Operations Division, gave the report.

Vice Chair Jonathan Kaneshiro asked whether leak detection is improving with technology.

Mr. Daniel Lee responded that, with the help of leak detection technology, the team has become more efficient. He shared that each year the BWS receives a new scan, and since the BWS began participating in the leak detection program, the technology has improved and become more effective.

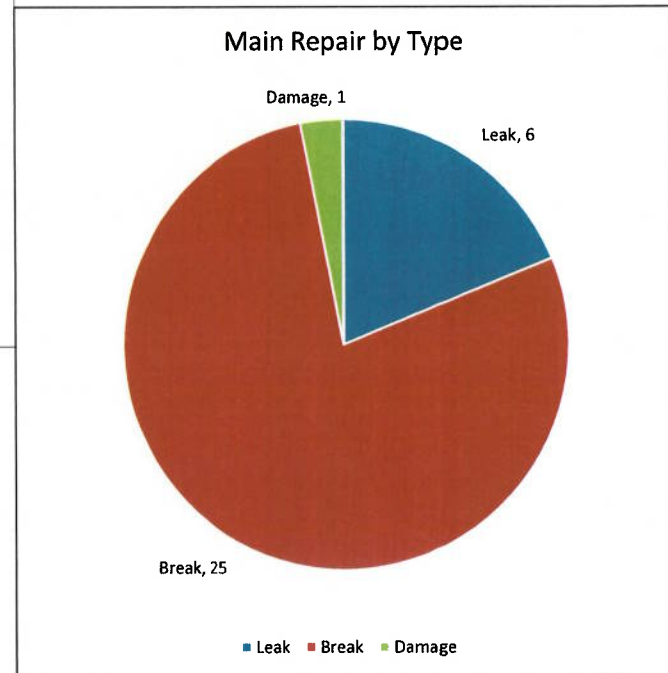
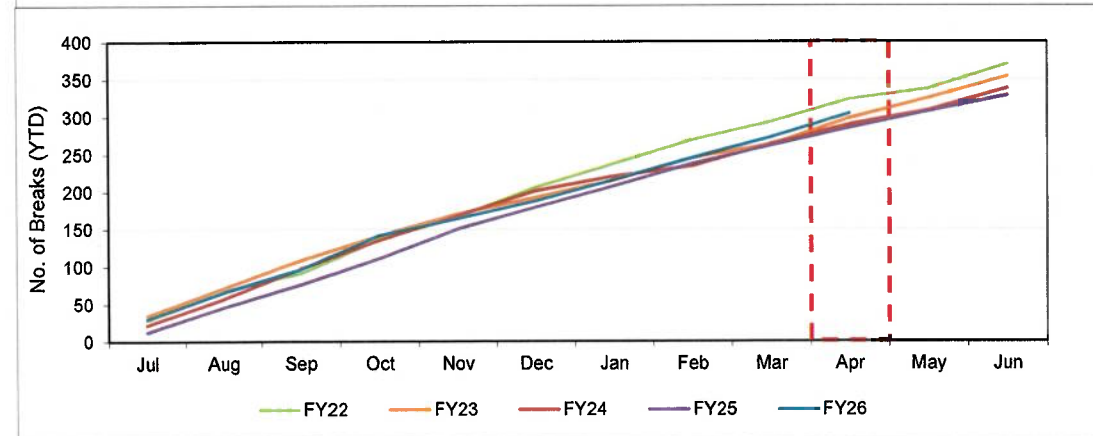
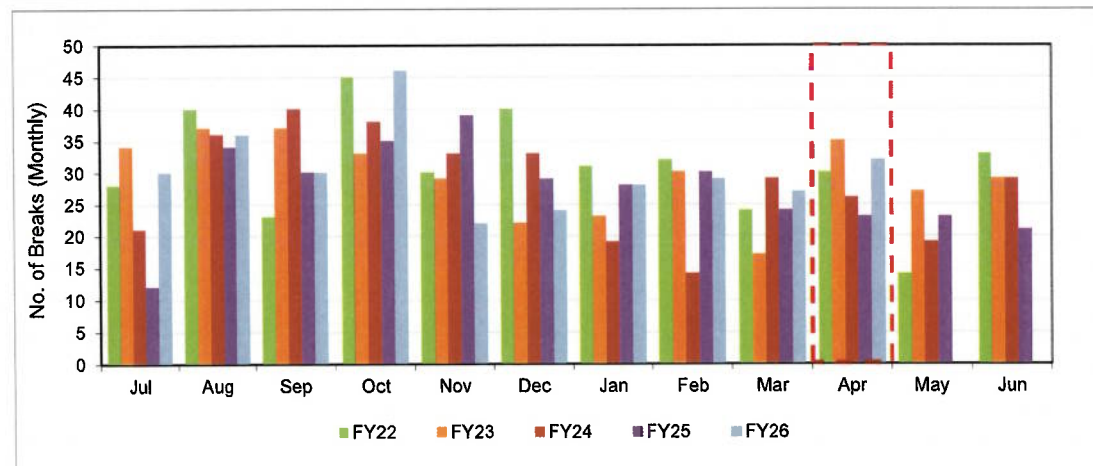
**WATER MAIN REPAIR REPORT
for April 2026**

Monthly Main Breaks

FY	JUL	AUG	SEP	OCT	NOV	DEC	JAN	FEB	MAR	APR	MAY	JUN	TOTAL
2026	30	36	30	46	22	24	28	29	27	32	0	0	304
2025	12	34	30	35	39	29	28	30	24	23	23	21	328
2024	21	36	40	38	33	33	19	14	29	26	19	29	337
2023	34	37	37	33	29	22	23	30	17	35	27	29	353
2022	28	40	23	45	30	40	31	32	24	30	14	33	370

Main Repair by Type

Type	JUL	AUG	SEP	OCT	NOV	DEC	JAN	FEB	MAR	APR	MAY	JUN	TOTAL
Leak	12	15	11	13	7	17	12	5	13	6	0	0	111
Break	17	20	17	32	15	5	14	23	12	25	0	0	180
Damage	1	1	2	1	0	1	2	1	2	1	0	0	12
Total	30	36	30	46	22	23	28	29	27	32	0	0	303



Date	Address	Size (In)	Pipe Type	Date	Address	Size (In)	Pipe Type
4/2/2026	Waimano Home Rd & Hoomalu St, Pearl City	12	CI	4/27/2026	3753 Sierra Dr, Honolulu	6	CI
4/3/2026	99-520 Iwaiwa St, Aiea	8	CI	4/27/2026	47-357 Ahuimanu Rd, Kaneohe	6	CI
4/4/2026	41-1520 Lukanela St, Waimanalo	6	CI	4/27/2026	44-124 Ikeanani Dr, Kaneohe	20	CI
4/5/2026	573 Kaneapu Pl, Kailua	12	PVC	4/28/2026	92-1025 Okaa St, Kapolei	12	DI
4/5/2026	89-598 Farrington Hwy, Waianae	24	PVC	4/30/2026	85-720 Kaupuni Pl, Waianae	4	AC
4/6/2026	41-515 Poalima St, Waimanalo	6	CI				
4/7/2026	634 Keolu Dr, Kailua	12	AC				
4/8/2026	87-371 Heleuma St, Waianae	8	CI				
4/8/2026	271 Valley Ave, Wahaiwa	4	CI				
4/9/2026	1417 Akiyahala St, Kailua	8	CI				
4/10/2026	94-1241 Waipahu St, Waipahu	6	CI				
4/10/2026	742 Auahi St, Honolulu	8	DI				
4/12/2026	99-409 Palaialii Wy, Aiea	8	PVC				
4/12/2026	14 Niuhi St, Honolulu	8	CI				
4/13/2026	850 Ahua St, Honolulu	8	CI				
4/14/2026	Pohakupuna Rd + Poloula Pl, Ewa Beach	12	CI				
4/17/2026	85-752 Farrington Hwy, Waianae	16	CI				
4/18/2026	94-207 Waipahu St, Waipahu	12	CI				
4/19/2026	414 N School St, Honolulu	8	CI				
4/19/2026	45-943 Keaahala Pl, Kaneohe	6	CI				
4/19/2026	98-608 Kaimu Lp, Aiea	8	CI				
4/20/2026	47-665 Lamaula Rd, Kaneohe	8	CI				
4/20/2026	2368 Anini Pl, Pearl City	8	CI				
4/21/2026	1080 Kuala St, Pearl City	12	CI				
4/24/2026	94-986 Lumihoahu St, Waipahu	8	CI				
4/24/2026	1065 Keolu Dr, Kailua	8	PVC				
4/25/2026	914 Kaahi Pl Ste C, Honolulu	8	CI				

**LEAK DETECTION
for April 2026**

POIs Investigated

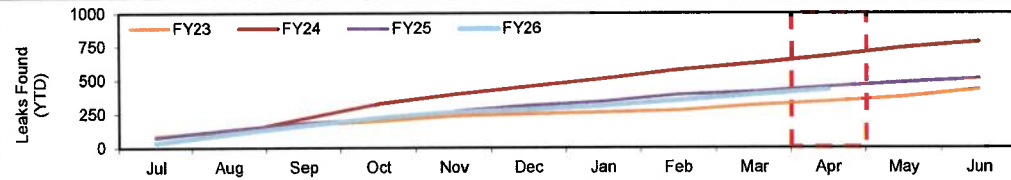
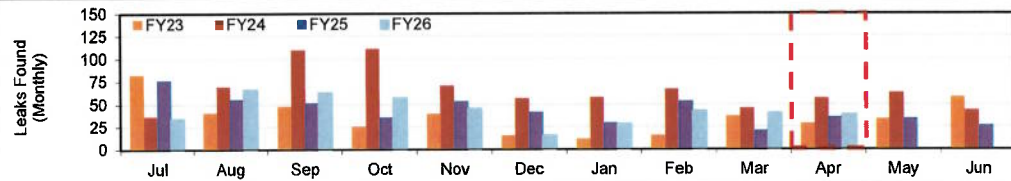
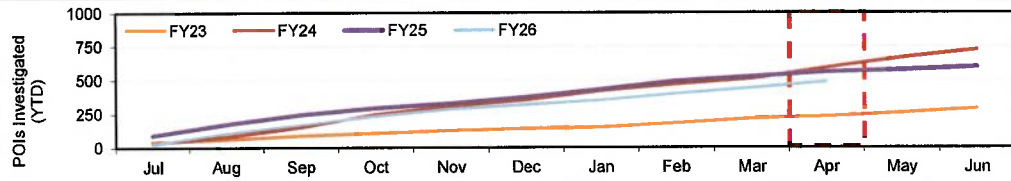
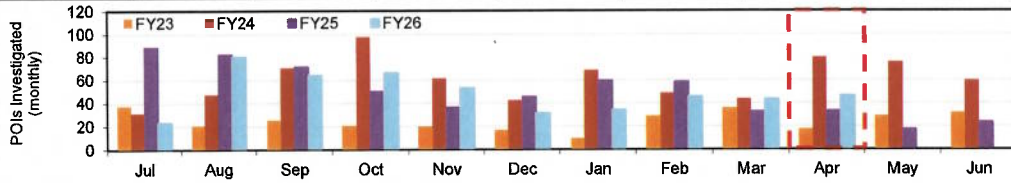
FY	JUL	AUG	SEP	OCT	NOV	DEC	JAN	FEB	MAR	APR	MAY	JUN	TOTAL
2026	23	80	64	66	53	31	34	45	43	46	0	0	485
2025	88	82	71	50	36	45	59	58	32	33	17	23	594
2024	31	47	70	97	61	42	68	48	43	79	75	59	720
2023	37	20	25	20	19	16	9	28	35	17	28	31	285

Leaks Found

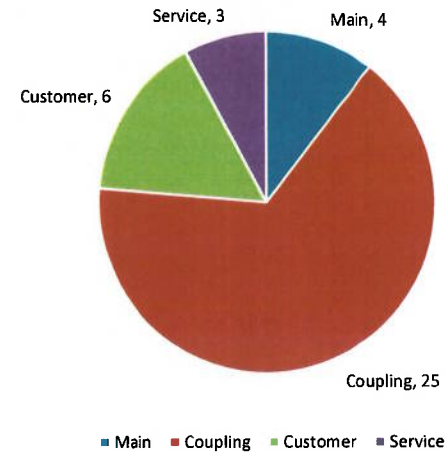
FY	JUL	AUG	SEP	OCT	NOV	DEC	JAN	FEB	MAR	APR	MAY	JUN	TOTAL
2026	34	66	63	57	45	15	28	42	40	38	0	0	428
2025	76	55	51	35	53	41	29	53	20	35	34	26	508
2024	36	69	109	111	70	56	57	66	45	56	62	43	780
2023	82	40	47	25	39	15	11	15	36	28	33	57	428

Satellite Leak by Type

Type	JUL	AUG	SEP	OCT	NOV	DEC	JAN	FEB	MAR	APR	MAY	JUN	TOTAL
Main	2	3	6	2	1	0	1	3	3	4	0	0	25
Coupling	19	49	38	40	26	10	20	16	25	25	0	0	268
Customer	5	11	14	11	12	5	5	21	10	6	0	0	100
Service	8	3	5	4	6	0	2	2	2	3	0	0	35
Total	34	66	63	57	45	15	28	42	40	38	0	0	428



Satellite Leak by Type



EXECUTIVE SESSION #1

“May 26, 2026

**APPROVAL OF
MINUTES**

Approval of the Minutes of the Executive Session on February 23, 2026

**MOTION
TO APPROVE**

Gene Albano and Lance Wilhelm motioned and seconded, respectively, to approve the Minutes of the Executive Session of February 23, 2026.

Ms. Cruz-Achiu conducted a roll-call vote: Vice Chair Jonathan Kaneshiro, aye; Board Member Lance Wilhelm, aye; Board Member Jeffrey Laupola, aye; Board Member Darian Chun, abstain; Board Member Edwin Sniffen, abstain; Board Member Gene Albano, aye; and Chair Nā’ālehu Anthony, aye. Ms. Cruz-Achiu announced that the motion passed with five ayes and two abstention.

THE MINUTES OF THE EXECUTIVE SESSION MEETING HELD ON FEBRUARY 23, 2026, WERE APPROVED AT THE MAY 26, 2026, BOARD MEETING			
	AYE	NO	COMMENT
NĀ’ĀLEHU ANTHONY	X		
JONATHAN KANESHIRO	X		
LANCE WILHELM	X		
JEFFREY LAUPOLA	X		
DARIAN CHUN			ABSTAIN
EDWIN H. SNIFFEN			ABSTAIN
GENE C. ALBANO	X		

**MOTION TO
RECESS INTO
EXECUTIVE
SESSION**

There being no further business, Chair Anthony, at 3:00 PM, called for a motion to adjourn Open Session. Lance Wilhelm so moved; seconded by Jeffrey Laupola and unanimously carried.

Upon unanimous approved motion, the Board recessed into Executive Session Pursuant to [HRS § 92-5 (a)(4)] at 3:01 PM to Consider Issues Pertaining to Matters Posted for Discussion at an Executive Session.

**OPEN
SESSION**

The Board reconvened in Open Session at 3:51 PM.

MOTION TO
ADJOURN


There being no further business, Chair Anthony, at 3:52 PM, called for a motion to adjourn the Regular Session. Edwin Sniffen so moved, seconded by Gene Albano, and unanimously carried.

The minutes of the Public Hearing and Regular Meeting held on May 26, 2026, are respectfully submitted,


JOY CRUZ-ACHIU

THE MINUTES OF THE MAY 26, 2026, PUBLIC HEARING AND REGULAR MEETING HELD ON MAY 26, 2026, WERE APPROVED AT THE JUNE 22, 2026, BOARD MEETING			
	AYE	NO	COMMENT
NĀ'ĀLEHU ANTHONY	X		
JONATHAN KANESHIRO	X		
LANCE WILHELM	X		
JEFFREY LAUPOLA	X		
DARIAN CHUN	X		
EDWIN H. SNIFFEN			ABSENT
GENE C. ALBANO	X		

APPROVED:


NĀ'ĀLEHU ANTHONY
Chair of the Board
JUN 22 2026
Date