



Final API 653 Inspection Report

PRL 02-11: Clean, Inspect, and Repair Tank 16, Red Hill

FISC Pearl Harbor, Hawaii

Prepared for:

Air Force Center for Environmental Excellence

Worldwide Environmental Restoration and Construction Contract

Contract Number: FA8903-04-D-8681

Task Order: 0176

January 2007





Weston Solutions, Inc.
841 Bishop Street
Suite 2301
Honolulu, Hawaii 96813
808-275-2900 • Fax 808-585-7378

26 January 2007

Ms. Kim Chang
AFCEE IWE
25 E. Street, Suite E-317
Hickam AFB, HI 96853

RE: Submittal of Final API 653 Inspection Report
Clean, Inspect, and Repair Tank 16 (PRL 99-21)
FISC Pearl Harbor, Hawaii
FA8903-04-D-8681, Task Order Number 0176
(CDRL A001A and B010)

Dear Ms. Chang:

Please find the enclosed Final API 653 Inspection Report for the Clean, Inspect, and Repair Tank 16 project. Hard and electronic copies of this submittal have also been forwarded to the recipients listed below. Please call me at (808) 275-2948, or email me at d.desario@WestonSolutions.com with any questions or comments.

Sincerely,
Weston Solutions, Inc.

A handwritten signature in blue ink that reads "Daniel F. DeSario".

Daniel F. DeSario
Project Manager
API 653 Inspector – No. 24570
API 570 Inspector – No. 27637

A handwritten signature in blue ink that reads "Jennifer Johnson".

Jennifer Johnson, PE
Fuel System Services, Technical Manager
API 653 Inspector – No. 24694
API 570 Inspector – No. 25784

Enclosures

cc: AFCEE – MSCD (w/o att.)
FISC, Pearl Harbor, Terry Strack (2 copies)
Lisa Blandford
Program File
Project File



Final API 653 Inspection Report

PRL 02-11: Clean, Inspect, and Repair Tank 16, Red Hill

FISC Pearl Harbor, Hawaii

**Prepared for
Air Force Center for Environmental Excellence
Worldwide Environmental Restoration and Construction Contract**

**Prepared By
Weston Solutions, Inc.
841 Bishop Street, Suite 2301
Honolulu, HI 96816**

**Contract No. FA8903-04-D-8681
Task Order: 0176**

January 2007

TABLE OF CONTENTS

Section	Page
1.0 INTRODUCTION.....	1-1
2.0 FINAL API 653 INSPECTION.....	2-1
2.1 LFET SHELL AND BFET WELD SCANNING AND UT MEASUREMENTS	2-1
2.2 API 653 EVALUATION	2-1
2.3 FINDINGS/RECOMMENDATIONS	2-6
2.4 CONCLUSIONS.....	2-7

TABLES

Table 2-1 Patch Plate and Weld Repair Summary

APPENDICES

Appendix A Low Frequency Electromagnetic Technique Inspection – Report January 2006

Appendix B Photographic Documentation

Appendix C Historical Information

Appendix D Repair Sketches

Appendix E Strapping Table

LIST OF ACRONYMS

AFCEE	Air Force Center for Environmental Excellence
API	American Petroleum Institute
ASME	American Society of Mechanical Engineers
ASTM	American Society for Testing and Materials
BFET	Balance Field Electromagnetic Technique
BPVC	Boiler and Pressure Vessel Code
DESC	Defense Energy Support Center
FISC	Fleet and Industrial Supply Center
LFET	Low Frequency Electromagnetic Technique
MT	Magnetic Particle (testing)
NDE	Non-Destructive Examination
PT	Liquid Penetrant (testing)
TO	Task Order
UT	Ultrasonic Thickness (testing)
VB	Vacuum Box (testing)
VT	Visual Inspection

Executive Summary

Under contract agreement (Contract No. FA8903-04-D-8681/0176) with the Air Force Center for Environmental Excellence (AFCEE), Weston Solutions, Inc. has prepared this Final API 653 Inspection Report for Defense Energy Support Center (DESC) Project PRL 02-11 Clean, Inspect, and Repair Tank 16 in Red Hill. The facility is part of the Fleet Industrial Supply Center (FISC) Pearl Harbor, Hawaii.

Tank 16 was built in 1942 (completed 1943). Its nominal capacity is 302,000 barrels. The tank, like the others in Red Hill, is an underground concrete tank with a steel liner. The configuration is a vertical cylinder measuring 100 feet in diameter and 250 feet in height. The tank is domed on the lower and upper ends.

This inspection task consisted of an out-of-service, modified API 653 inspection of Tank 16 in Red Hill. The work included nondestructive examination (NDE) and evaluation of data for the upper dome (courses A, B, C, D, E, and F), the extension, the area under the catwalk, barrel, the lower dome (courses 1, 2, 3, and 4), and the bottom. Seventy-nine percent of the entire tank area underwent NDE, including 100% of the tank barrel and extension.

Hand held electromagnetic scanners were used for NDE of the steel liner plates of the tank. When defects/flaws were found then ultrasonic thickness (UT) measurements were taken to establish actual thicknesses in these areas. Welds were inspected with eddy current probes. When defects/flaws were found, then shear wave (angle beam) ultrasonic testing was performed to establish the remaining thickness at the weld flaw locations.

Based on the information gathered during the inspection of Tank Nos. 15 and 16 the corrosion rate has been calculated to be 0.0045 inches per year. Applying this repair threshold to the 509 defects/flaws detected, results in a requirement / recommendation that approximately 254 defects/flaws be repaired for a twenty year re-inspection cycle. An abbreviated summary of the required/recommended repairs of the tank shell/liner is as follows:

Weld Repairs - 115	Patch/Insert Plates - 112 (139 flaws)	Vacuum Box - 34
--------------------	---------------------------------------	-----------------

Upon successful completion of the recommended repairs, the next internal and UT inspection of Tank 16 should be performed no later than 17 January 2026. The overall effectiveness of the Dunkin & Bush, Inc. repairs appeared to have satisfactorily addressed flaws detected in Tank 16. Repairs were performed in accordance with the recommendations.

This page left blank intentionally.

1.0 INTRODUCTION

Under contract agreement (Contract No. FA8903-04-D-8681/0176) with the Air Force Center for Environmental Excellence (AFCEE), Weston Solutions, Inc. has prepared this Final API 653 Inspection Report for Defense Energy Support Center (DESC) Project PRL 02-11 Clean, Inspect, and Repair Tank 16 in Red Hill. The facility is part of the Fleet Industrial Supply Center (FISC) Pearl Harbor. Weston Solutions, Inc. is/was under contract to perform a modified API 653 Inspection, develop new calibration tables, and install a datum plate.

The Red Hill Fuel Facility is located on the Island of Oahu, Hawaii and is used to store fuel in support of military operations on Oahu, in the mid-Pacific area, and other areas as required. The site is located within the ridgeline between South Halawa Valley and Moanalua Valley. The site is built into the ridgeline, encasing a network of 20 subterranean tanks. Access to the facility is through secure Navy property, and access to the fuel tanks and piping is by elevator and the upper and lower tunnels.

Tank 16 was built in 1942 (completed in 1943). Its nominal capacity is 302,000 barrels (listed as 302,450 barrels). The tank, like the others in Red Hill, is a concrete tank with a steel liner. The configuration is a vertical cylinder measuring 100 feet in diameter and 250 feet in height. The tank is domed on the lower and upper ends. The primary access point to the tank is from the upper tunnel which is at the 200 foot level of the tank. The tank has a center tower extending from the top to the bottom that is connected to the access point by a catwalk. Cleaning, inspection, and repair of the shell liner, including the domes, are made possible by boom suspended scaffolding that is operated from center tower and the suspended baskets.

This API 653 Inspection Report outlines the inspection approach, the evaluation methodology, and the findings/recommendations.

Inspection Approach

This inspection task consisted of an out-of-service modified API 653 inspection of Tank 16 in Red Hill. The work included evaluation of courses A, B, C, D, E and F of the upper dome, the extension, the area under the catwalk, 100% of barrel, courses 1, 2, 3, and 4 of the lower dome, and the bottom.

Electromagnetic inspection/testing was followed by Ultrasonic Thickness (UT) measurement prove-ups. The electromagnetic inspections utilized hand scanners capable of low frequency electromagnetic technique (LFET) for the shell liner and balance field electromagnetic technique (BFET) on the welds.

Hand held electromagnetic scanners were used to test the steel liner plates of the tank. When defects/flaws were found, then UT measurements were taken to establish actual thicknesses in these areas. Welds were inspected with eddy current probes. When defects/flaws were found,

then shear wave ultrasonic testing was performed to establish the remaining thickness at the weld flaw locations. Furthermore, the cover plates covering the joints and backing bars throughout the extension and upper dome were UT tested every foot.

Evaluation Methodology

API 653 can be implemented when the tank design/construction is in accordance with API 650 or API 12C and the tank is aboveground. Tank 16 is an underground concrete tank with an internal steel liner. Due the design / construction of the tank all of the principles and checklists provided in API 653 cannot be used for this tank inspection. For example, the steel liner which is interlocked or embedded to the concrete acts as a barrier between the product and the concrete 'shell'. Since Tank 16 is not a free-standing aboveground storage tank, the API 653 calculations evaluating the minimum shell thickness is not applicable to evaluate the steel liner. However it is feasible to implement the API 653 calculations for minimum bottom plate thickness to evaluate the steel liner located throughout the barrel, expansion joint, extension, domes, and bottom. Therefore, for this inspection the applicable portions of API 653 have been utilized, resulting in a modified API 653 inspection.

A review of available historical information was performed. Visual inspection/evaluation of existing conditions throughout the tank was also conducted. Inspection of the 32" inlet/outlet line and visual inspection of the tank bottom were also performed.

Recommendations

The findings (defects/flaws) are listed in table format, depicted in photographs when applicable, and discussed as necessary. The recommendations are based on the evaluation of the data and the principles of API 653. In areas where the principles of API 653 do not apply, decisions were made based on sound engineering judgment.

Recommendations of required repairs were submitted for government review and approval on 17 February 2006. Dunkin & Busch performed the repairs.

2.0 FINAL API 653 INSPECTION

2.1 LFET SHELL AND BFET WELD SCANNING AND UT MEASUREMENTS

The scanning and testing effort, beginning on December 5, 2005 and completing on January 17, 2006, consisted of scanning by TesTex, Inc. under contract to Weston Solutions, Inc. This scanning was performed on courses A, B, C, D, E, F (upper dome), the extension, the area under the catwalk, 100% of the barrel, courses 1, 2, 3, and 4 of the lower dome, the bottom, and UT measurements on the 32" inlet/outlet line.

The scanning was performed using the TesTex developed *TS-2000 NDT Multichannel System* for plate scanning and the principles of the LFET. The *Hawkeye Digital Inspection System* was used for weld scanning. Shear wave ultrasonic thickness measurement equipment was used to further evaluate weld flaws. A total of 509 defects/flaws were located during this inspection/testing effort.

The TesTex, Inc. report for the inspection/testing effort is provided in Appendix A. Photographs depicting conditions of certain features in the tank as well as the scanning task are provided in Appendix B.

2.2 API 653 EVALUATION

History

Tank 16 was built in 1942 (completed in 1943). Its nominal capacity is 302,000 barrels. The tank is a concrete tank with a steel liner. The configuration is a vertical cylinder measuring 100 feet in diameter and 250 feet in height (internal). The tank is domed on the lower and upper ends. The primary access point to the tank is from the upper tunnel which is at the 200 foot level of the tank. The nominal plate thickness is 1/4-inch throughout the upper dome, extension, barrel, and lower dome the nominal plate thickness on the bottom is 1/2-inch. The tank was coated in the early 1980s with a thin film polyurethane coating.

The tank history information (Appendix C) indicates that the tank developed its first leak on July 21, 1948. The leak was initially determined to be at the 242 feet 5 and 5/16 inch level. The tank inspection and repair effort continued until January 1951 when it was ultimately determined that leak point was a cracked weld on a jumper pipe in the lower dome that opens after approximately 150+ feet of head is imposed. The leak was repaired and the tank was put back into service.

In 1972 new leaks started developing in the tank. These leaks were associated with the telltale system that was originally designed and installed to detect leaks. However, the telltale systems in the Red Hill tanks were actually problematic and created releases from the tank into the telltale system. By 1976 the telltale system in Tank 16 was removed and the openings created by the removal were closed with lap patch plates.

After a contract repair cycle in 1981 the tank was refilled to the 242 foot level and found to be leaking badly. No additional details regarding the reported leak are available other than the tank was re-worked by the repair contractor and returned to the Navy for leak testing.

In 1997/1998 the tank was inspected, repaired, and temporarily returned to service. The API 653 inspector/inspection at the time was not aided with LFET and/or BFET technology to assist in determining if backside corrosion was a concern. Based on UT measurements and visual inspection of the stockside of the liner, the API 653 inspector concluded that backside corrosion was not a concern. Noted flaws from the inspection were repaired. A review of the fuel transfer records showed the tank was temporarily in service during October and November of 1998. The tank has been out of service since 1998.

Along with the patch plates used to close the telltale system interspersed patch plates were also found adjacent to and on welds of the shell liner. These patch plates located near or on welds do not indicate backside corrosion so much as they were likely repairs to the welds themselves. There is no documented information that would indicate that back side corrosion has resulted in a through hole in the tank prior to 1998. However, due to the repairs made in 1998 on the flaws detected during this inspection, it is feasible that back side corrosion had resulted in a through hole in the 1998 timeframe.

Repair Threshold for Plate and Weld Flaws

The documented through hole in the tank resulting from underside corrosion establishes the corrosion rate. The calculated corrosion rate is 0.0045 inches per year (0.25 in / (1998-1943)). This rate establishes a 20 year internal inspection interval resulting in a minimum remaining plate thickness of 0.1 inches with a ***repair threshold of 0.190 inches since an internal coating system is in-place to eliminate internal corrosion.***

The following information was used to determine the corrosion rate and repair threshold:

Nominal Shell (steel liner) Thickness		0.25 inches
Minimum Remaining Thickness at Or	MRT	0.1 inches
In-service Interval of Operation	Or	20 years
Year of Construction		1943 year
Year of Inspection (underside corrosion extends through full thickness)		1998 year
Maximum Corrosion Rate (underside)	UPr	0.0045 inches/year
<u>Minimum Remaining Thickness (after repairs)</u>		<u>0.190 inches</u>

Applying this repair threshold to the 509 defects/flaws detected, results in a requirement / recommendation that approximately 254 defects/flaws be repaired. Of the 254 flaws, 139 will require repair by the installation of 112 patch plates. Several patch plates will be used to repair multiple flaws. The remaining 115 flaws will require weld repair. An additional 34 flaws detected could not be tested by straight or angle beam UT to determine the remaining thickness due to their locations. These flaws should be tested by vacuum box. The Patch Plate and Weld Repair Summary is provided as Table 2-1. Repair sketches are provided in Appendix D.

32-inch Inlet/Outlet Line

The 32-inch line from the internal flange to the 20-inch flange in the lower tunnel was pressured tested by Dunkin & Bush, Inc. at 150 PSIG for 4 hours and no pressure loss was observed. The evaluation of the tank included observations of the internal portion of the 32-inch inlet/outlet line. The observation revealed that portions of the circumferential butt welds have incomplete penetration. The circumferential butt welds on the 32-inch line that have incomplete penetration require repair (see repair sketches in Appendix D).

18-inch Inlet/Outlet line

There is an 18-inch inlet/outlet line on the bottom of the tank. The line from the internal flange to the 12-inch flange in the lower tunnel was pressured tested by Dunkin & Bush, Inc. at 150 PSIG for 4 hours and no pressure loss was observed. The supports and reinforcing plate are corroding, are undersized, and were constructed in a manner that produced angles that are not easily coated. The pipe supports and reinforcing pads (2 each) for the 18-inch line should be repaired by replacement. The repair was completed.

Four ¾-inch Sample Lines and 4-inch Slop (water draw-off) Line

The 4 x ¾-inch sample lines were pressure tested at 150 PSIG for 4 hours and no pressure loss was observed. The 4-inch slop line failed to maintain pressure during its pressure test and was repaired.

Strapping and Installation of a Datum Plate

Weston Solutions, Inc. retained Gauge Point Calibration to develop calibrated capacity tables for the Tank (Appendix E). The total capacity was determined to be 302,460.98 barrels. WESTON retained Dunkin & Bush, Inc. to install a datum plate on the bottom beneath the mass tank gauge (MTG) probe.

Repair Inspections

Weston Solutions, Inc. re-visited Tank 16 on numerous occasions to clarify repair recommendations and evaluate the repair process. The following summarizes the additional/follow-up inspections performed by Weston Solutions, Inc.:

Flaw Nos. 438 – 463

On March 1, 2006 Weston Solutions, Inc. re-visited Tank 16 to clarify the recommendation on how to repair Flaw Nos. 438-463 (less 459). Jennifer Johnson, PE and API 653 Inspector accompanied Dan DeSario, API 653 Inspector to gather detailed information to further develop the repair recommendations for the subject flaws. The final repair plan for these flaws was eventually developed by Jennifer Johnson, PE/API 653, Mark Sorenson, PE/API 653, Jere Ferguson, PE/API 653, and Dan DeSario, API 653. On April 19, 2006 Dan DeSario re-visited the flaw area with Richard Sedy of Dunkin & Bush, Inc., the repair contractor, to verify the recommended dimensions of the repair plates. The final repair sketches for Flaw Nos. 438 – 463 (less 459) were sealed by Mark Sorenson, PE/API 653 (Appendix D). Repairs were performed in accordance with the recommendations.

Flaw Nos. 2 & 503

On April 5, 2006 Weston Solutions, Inc. re-visited Tank 16 to address the repair contractor's concerns regarding the flaws locations 2 & 503. During the process of the repairs the welder had noted possible lack of fusion or possible cracking of the weld at Flaw No. 2. The repair recommendation was modified to include the installation of a tombstone shaped patch plate after the recommended weld repair was completed. Prior to initiating the recommended repairs at Flaw No. 503 the repair contractor explained that there was a difference in the marked location of the flaw on the tank and the marked location of the flaw on the drawing. The repair recommendation was modified to include the installation of a tombstone shaped patch plate after the recommended weld repair was completed. The specifics of the recommended patch plates were provided (Appendix D). Repairs were performed in accordance with the recommendations.

Flaw Nos. 185, 186, & 267

On April 20, 2006 Weston Solutions, Inc. re-visited Tank 16 to respond to the repair contractor's reports that there were additional defects noted at weld repair locations 185, 186, and 267. There were previously undetected thinned locations adjacent to the prior repairs at these locations. The close proximity of the prior repairs and the seam welds made the detection of these flaws unlikely and they were not detected by the scanning effort. The repair recommendations for these flaws were changed from weld repair to patch plate and additional repair sketches were provided (Appendix D). Repairs were performed in accordance with the recommendations.

Flaw No. 361

On April 20, 2006 Weston Solutions, Inc. re-visited Tank 16 to clarify the dimensions on the patch plate at Flaw No. 361 due to the position of nearby previously existing patch plate. The recommended patch plate height dimension was reduced three inches to accommodate the previously existing patch plate without reducing the effectiveness of the new repair (Appendix D). Repairs were performed in accordance with the recommendations.

Flaw No. 482

During the course of the re-visits to Tank 16 Weston Solutions, Inc. noted that there were some irregularities with the repair efforts at Flaw No. 482. The welder had cut a vertical slot through the shell at this location when removing the cover plate. On May 8, 2006 Weston Solutions, Inc. re-visited Tank 16 and revised this repair to insert plate due to the close proximity of the vertical weld seam and the slot cut through the shell. The revised repair sketch is provided in Appendix D. Repairs were performed in accordance with the recommendations.

Furthermore, during the Weston Solutions, Inc. re-visits to Tank 16, the Dunkin & Bush, Inc. repair efforts were qualitatively evaluated when required for clarification of recommendations. All repairs performed on the tank underwent non-destructive examination (NDE). If a repair failed the NDE, the repairs were reworked until it passed the NDE. Dunkin & Bush, Inc. reported that they maintained a log of all repairs made, NDE performed, and re-work required.

Weston Solutions, Inc. visually inspected the repair work and found the workmanship to be of an acceptable quality (satisfactory). This is reasonable given the complexity of performing tank repairs in Red Hill, i.e. making repairs from suspended scaffolding. The overall difficulty of the task of completing the repairs does not lend itself to regularly achieving exceptional workmanship results.

2.3 FINDINGS/RECOMMENDATIONS

1. Install 112 patch or insert plates to repair 139 flaws as listed on Table 2-1 Patch Plate and Weld Repair Summary. The patch plates shall be ASTM A-36 carbon steel rolled to the nominal radius of the tank. Patch plates shall be installed with toe-to-toe weld spacing as indicated on repair sketches, noted on the summary table, and in accordance with the requirements of API 653 when the sketches and summary table are not specific. Patch plates shall be examined/tested by vacuum box, liquid penetrant, and visual methods in accordance with written procedures complying with ASME BPVC Section V, AWS, and/or API 650.
2. Perform 115 weld repairs on weld flaws as listed on Table 2-1 Patch Plate and Weld Repair Summary. Weld repairs shall be examined by vacuum box, liquid penetrant, and visual methods.
3. Perform vacuum box testing on 34 flaws as listed on Table 2-1 Patch Plate and Weld Repair Summary.
4. Repair by replacing the supports and reinforcing plates (2 each) for the 18-inch inlet/outlet line. Shop drawings are to be prepared, provided, and approved prior to the completion of the repair. Reinforcing plate welds shall be examined by vacuum box, liquid penetrant, and visual methods.
5. Perform weld repair on approximately 20 feet of circumferential butt weld on the inside of the 32-inch inlet/outlet line to correct the lack of penetration condition. The weld repairs shall be examined/tested by the liquid penetrant and visual methods.
6. The coating in the tank should be repaired in accordance with a NACE inspector's or coating specialist's recommendations (not necessarily re-coated entirely). A coating present on the interior surface allows for the exclusion of stock side corrosion rate when calculating an operational life for the tank. Patch plates, weld repairs, grout nozzles, the expansion joint, scattered areas in the lower dome, and scattered areas in lower portion of the barrel will require coating repair.

The repair contractor shall utilize Welding Procedure Specifications (WPS) proven by Procedure Qualification Records (PQR). Welders shall be certified in accordance with ASME Boiler and Pressure Vessel Code (BPVC) Section IX.

In accordance with API 650 and ASME BPVC Section V non-destructive examination (NDE) technicians/examiners shall be certified per: (1) SNT-TC-1A, Personnel Qualification and Certification in Nondestructive Testing; or (2) ANSI/ASNT CP-189, ASNT Standard for Qualification and Certification of Nondestructive Testing Personnel; or (3) ACCP, ASNT Central Certification Program.

2.4 CONCLUSIONS

Upon successful completion of the recommended repairs, the next internal and UT inspection of Tank 16 should be performed no later than 17 January 2026. The overall effectiveness of the Dunkin & Bush, Inc. repairs appeared to have satisfactorily addressed flaws detected in Tank 16. Repairs were performed in accordance with the recommendations.

This page left blank intentionally.

Table 2-1 Patch Plate and Weld Repair Summary

Flaw No.	Tank Section	Quad	Row / Course	Plate / Vertical Drop	Description of Flaw / Defect	Remaining Thickness	Repair Recommendation
1	Lower Dome	DA	LD 1	1 & 44	Underside Corrosion	0.190	4" x 6" x ¼" patch plate, see sketch
2	Lower Dome	A	LD 1	3 & 4	Underside Corrosion	0.085	Weld repair, Add 4" x 6" ¼" patch plate, see sketch
3	Lower Dome	A	LD 1	10 & 11	LOF/Crack		Weld repair
4	Lower Dome	B	LD 1	15 & 16	Porosity	0.180	4" x 6" x ¼" patch plate, see sketch
5	Lower Dome	B	LD 1	19 & 20	Porosity	0.150	4" x 6" x ¼" patch plate, see sketch
6	Lower Dome	B	LD 1	20 & 21	Porosity	0.180	4" x 6" x ¼" patch plate, see sketch
7	Lower Dome	B	LD 1	21 & 22	Porosity	0.200	No Repair
8	Lower Dome	BC	LD 1	22 & 23	Stockside Gouge	0.180	4" x 6" x ¼" patch plate, see sketch
9	Lower Dome	C	LD 1	24 & 25	Porosity	0.120	4" x 6" x ¼" patch plate, see sketch
10	Lower Dome	C	LD 1	25 & 26	Porosity	0.120	4" x 6" x ¼" patch plate, see sketch
11	Lower Dome	C	LD 1	26	Porosity	0.125	4" x 6" x ¼" patch plate, see sketch
12	Lower Dome	C	LD 1	27	Porosity	0.125	4" x 6" x ¼" patch plate, see sketch
13	Lower Dome	C	LD 1	27 & 28	Porosity	0.150	4" x 6" x ¼" patch plate, see sketch
14	Lower Dome	C	LD 1	29 & 30	Porosity	0.070	4" x 6" x ¼" patch plate, see sketch

Table 2-1 Patch Plate and Weld Repair Summary

Flaw No.	Tank Section	Quad	Row / Course	Plate / Vertical Drop	Description of Flaw / Defect	Remaining Thickness	Repair Recommendation
15	Lower Dome	C	LD 1	30 & 31	Porosity	0.100	4" x 6" x ¼" patch plate, see sketch
16	Lower Dome	A	LD 1	7	Underside Corrosion	0.210	No repair
17	Lower Dome	A	LD 1	8	Stockside Gouge		6" x ¼" round patch plate
18	Lower Dome	C	LD 1	32 & 33	Underside Corrosion	0.170	4" x 6" x ¼" patch plate, see sketch
19	Lower Dome	D	LD 1	34 & 35	LOP	0.210	No repair
20	Lower Dome	D	LD 1	35 & 36	LOF/LOP	0.160	Weld repair
21	Lower Dome	D	LD 1	36 & 37	LOF/LOP	0.150	Weld repair
22	Lower Dome	B	LD 1	21 & 22	LOF	0.090	Weld repair
23	Lower Dome	B/C	LD 1	22 & 23	Underside Corrosion	0.230	No repair
24	Lower Dome	B/C	LD 1	22 & 23	Porosity	0.190	Weld repair
25	Lower Dome	C	LD 1	24 & 25	Porosity	0.090	Weld Repair
26	Lower Dome	C	LD 1	30 & 31	Stockside Gouge	0.210	No repair
27	Lower Dome	D	LD 1	35	LOF	0.150	Weld repair
28	Lower Dome	D	LD 1	35	Underside Corrosion	0.230	No repair

Table 2-1 Patch Plate and Weld Repair Summary

Flaw No.	Tank Section	Quad	Row / Course	Plate / Vertical Drop	Description of Flaw / Defect	Remaining Thickness	Repair Recommendation
29	Bottom	Bottom		3 & 2	LOF	0.070	Weld repair
30	Lower Dome	B	LD 4	24	Porosity	0.200	No repair
31	Lower Dome	A	LD 4	13	Porosity	0.175	Weld repair
32	Lower Dome	A	LD 4	11 & 12	Porosity	0.190	No repair
33	Lower Dome	A	LD 4	8	Porosity	0.205	No repair
34	Lower Dome	A	LD 4	9	Porosity		Vacuum Box
35	Lower Dome	D	LD 3	43 & 44	Porosity		Vacuum Box
36	Lower Dome	C	LD 4	40	Underside Corrosion	0.190	Remove nozzle, 8" x 1/4" round patch plate
37	Lower Dome	C	LD 4	35	Stockside Pit	0.190	6" x 1/4" round patch plate
38					No Flaw		
39					No Flaw		
40					No Flaw		
41					No Flaw		
42	Barrel	U-Cat	24		Porosity	0.210	No repair

Table 2-1 Patch Plate and Weld Repair Summary

Flaw No.	Tank Section	Quad	Row / Course	Plate / Vertical Drop	Description of Flaw / Defect	Remaining Thickness	Repair Recommendation
43	Barrel	U-Cat	24		Porosity	0.220	No repair
44					No Flaw		
45					No Flaw		
46					No Flaw		
47					No Flaw		
48					No Flaw		
49	Barrel	A	15	1	Porosity	0.190	Weld repair
50	Barrel	A	5	1	Porosity	0.210	No repair
51	Barrel	A	5	1	Porosity	0.190	Weld repair
52	Barrel	A	5	1	Porosity	0.180	Weld repair
53	Barrel	A	3	1	Underside Corrosion	0.150	14" x 14" x ¼" patch plate, 3" radius corners
54	Barrel	A	1	1	Porosity	0.190	Weld repair
55	Barrel	A	1	2	Porosity		Vacuum Box
56	Barrel	A	1	2	Porosity		Vacuum Box

Table 2-1 Patch Plate and Weld Repair Summary

Flaw No.	Tank Section	Quad	Row / Course	Plate / Vertical Drop	Description of Flaw / Defect	Remaining Thickness	Repair Recommendation
57	Barrel	A	1	2	Underside Corrosion	0.190	12" x 16 x ¼" patch plate, 3" radius corners
58	Barrel	D	28	19	Porosity	0.200	No repair
59	Barrel	D	26	19	Porosity	0.180	Weld repair
60					No Flaw		
61					No Flaw		
62	Barrel	D	20 & 21	19	Porosity	0.200	No repair
63					No Flaw		
64	Barrel	D	13	19	Porosity	0.170	6" x ¼" round patch plate, see sketch
65	Barrel	D	10 & 11	19	Porosity	0.200	No repair
66	Barrel	D	11	19	Porosity	0.160	Weld repair
67	Barrel	D	9 & 10	19	Porosity	0.220	No repair
68	Barrel	D	9	19	Porosity	0.210	No repair
69	Barrel	A	18 & 19	2	Porosity	0.210	No repair
70	Barrel	A	20	2	Porosity	0.205	No repair

Table 2-1 Patch Plate and Weld Repair Summary

Flaw No.	Tank Section	Quad	Row / Course	Plate / Vertical Drop	Description of Flaw / Defect	Remaining Thickness	Repair Recommendation
71	Barrel	A	25	3	Porosity	0.200	No repair
72	Barrel	A	23	3	Porosity	0.210	No repair
73					No Flaw		
74	Barrel	A	2	3	Porosity	0.210	No repair
75	Extension	A	E 4	4	Porosity	0.150	Weld repair
76	Barrel	C	4	1	Underside Corrosion	0.140	28" x 58" x ¼" patch plate, see sketch
77	Barrel	C	6	1	Underside Corrosion	0.150	18" x 40" x ¼" patch plate, see sketch
78	Barrel	C	7	1	Porosity	0.190	Weld repair
79	Barrel	C	9	1	Porosity	0.230	No repair
80	Barrel	C	18	1	Porosity	0.220	No repair
81	Barrel	C	21	1	Porosity	0.230	No repair
82	Barrel	C	23	1	Underside Corrosion	0.130	12" x 16" x ¼" patch plate, see sketch
83	Barrel	C	24	1	Underside Corrosion	0.170	16" x 18" x ¼" patch plate, see sketch
84	Barrel	C	25	1	Porosity		Vacuum Box

Table 2-1 Patch Plate and Weld Repair Summary

Flaw No.	Tank Section	Quad	Row / Course	Plate / Vertical Drop	Description of Flaw / Defect	Remaining Thickness	Repair Recommendation
85	Barrel	C	25	1	Underside Corrosion	0.135	12" x 12" x ¼" patch plate, 3" radius corners
86	Barrel	A	25	4	Porosity	0.190	Weld repair
87	Barrel	A	28	4	Porosity	0.230	No repair
88	Barrel	A	28	4	Porosity	0.190	Weld repair
89	Barrel	A	10	4	Porosity	0.230	No Repair
90	Barrel	A	11	4	Porosity	0.230	No repair
91	Barrel	C	27	1	Porosity	0.200	No repair
92	Barrel	C	27	1	Porosity	0.190	Weld repair
93	Barrel	C	27	1	Porosity	0.220	No repair
94	Barrel	C	27	1	Porosity	0.230	No repair
95					No Flaw		
96					No Flaw		
97					No Flaw		
98	Barrel	C	28	2	Porosity		Vacuum Box

Table 2-1 Patch Plate and Weld Repair Summary

Flaw No.	Tank Section	Quad	Row / Course	Plate / Vertical Drop	Description of Flaw / Defect	Remaining Thickness	Repair Recommendation
99	Barrel	C	28	2	Porosity	0.200	No repair
100	Barrel	C	26	2	Underside Corrosion	0.130	6" x ¼" round patch plate, see sketch
101	Barrel	C	24	2	Underside Corrosion	0.180	No repair, thickness of existing patch plate
102	Barrel	C	24	2	Underside Corrosion	0.180	8" x ¼" round patch plate
103	Barrel	C	24	2	Underside Corrosion	0.120	10" x 10" x ¼" patch plate, 2" radius corners
104	Barrel	C	23	2	Porosity	0.220	No repair
105	Barrel	C	22	2	Underside Corrosion	0.120	14" x 14" x ¼" patch plate, 3" radius corners
106	Barrel	C	19	2	Underside Corrosion	0.126	8" x ¼" round patch plate
107	Barrel	C	19	2	Underside Corrosion	0.175	8" x ¼" round patch plate
108	Barrel	C	18	2	Underside Corrosion	0.180	14" x 14" x ¼" patch plate, see sketch
109	Barrel	C	17	2	Porosity	0.190	Weld repair
110	Barrel	C	16	2	Porosity	0.210	No repair
111	Barrel	C	16	2	Underside Corrosion	0.190	No repair
112	Barrel	C	14	2	Underside Corrosion	0.090	16" x 16" x ¼" patch plate, 3" radius corners

Table 2-1 Patch Plate and Weld Repair Summary

Flaw No.	Tank Section	Quad	Row / Course	Plate / Vertical Drop	Description of Flaw / Defect	Remaining Thickness	Repair Recommendation
113	Barrel	C	12	2	Underside Corrosion	0.126	12" x 12" x ¼" patch plate, 3" radius corners
114	Barrel	C	10	2	Underside Corrosion	0.160	26" x 32" x ¼" patch plate, see sketch
115	Barrel	C	9	2	Porosity		Vacuum Box
116	Barrel	C	8	2	Porosity		Vacuum Box
117	Barrel	C	8	2	Underside Corrosion	0.170	10" x 10" x ¼" patch plate, 2" radius corners
118	Barrel	C	8	2	Underside Corrosion	0.180	Repair with Flaw No. 77
119	Barrel	C	5	2	Porosity		Vacuum Box
120	Barrel	C	5	2	Underside Corrosion	0.120	10" x 10" x ¼" patch plate, 2" radius corners
121	Barrel	C	4	2	Underside Corrosion	0.180	Repair with Flaw No. 76
122	Barrel	C	3	2	Porosity	0.210	No repair
123	Barrel	C	3	2	Porosity	0.230	No repair
124	Barrel	C	2	2	Porosity		Vacuum Box
125	Barrel	C	1	2	Porosity	0.190	Weld repair
126	Extension	C	E 4	2	Underside Corrosion	0.170	15" x 20" x ¼" patch plate, see sketch

Table 2-1 Patch Plate and Weld Repair Summary

Flaw No.	Tank Section	Quad	Row / Course	Plate / Vertical Drop	Description of Flaw / Defect	Remaining Thickness	Repair Recommendation
127	Extension	C	E 4	3	Underside Corrosion	0.170	6" x 12" x ¼" patch plate, see sketch
128	Extension	C	E 4	3	Porosity	0.200	No repair
129	Barrel	A	4	6	Porosity	0.225	No repair
130	Barrel	A	28	7	Underside Corrosion	0.190	No repair, thickness of existing patch plates
131	Barrel	A	4	5	Underside Corrosion	0.190	12" x 16" x ¼" patch plate, see sketch
132	Barrel	A	4	5	Underside Corrosion	0.210	No repair
133	Barrel	A	2	5	Porosity	0.220	No repair
134	Barrel	A	2	5	Porosity	0.220	No repair
135	Barrel	C	6	3	Porosity	0.200	No repair
136	Barrel	C	7	3	Porosity	0.190	Weld repair
137	Barrel	C	7	3	Porosity	0.180	Weld repair
138	Barrel	C	10	3	Porosity	0.190	Weld repair
139	Barrel	C	10	3	Porosity	0.170	Weld repair
140	Barrel	C	11	3	Underside Corrosion	0.200	No repair

Table 2-1 Patch Plate and Weld Repair Summary

Flaw No.	Tank Section	Quad	Row / Course	Plate / Vertical Drop	Description of Flaw / Defect	Remaining Thickness	Repair Recommendation
141	Barrel	C	11	3	Porosity	0.180	Weld repair
142	Barrel	C	15	3	Porosity	0.190	6" x ¼" round patch plate, see sketch
143	Barrel	C	23	3	Topside Gouge	0.200	No repair
144	Barrel	C	23	3	Porosity	0.230	No repair
145	Barrel	C	27	3	Porosity	0.200	No repair
146	Barrel	C	27	4	Porosity	0.200	No repair
147	Barrel	C	12	4	Porosity	0.200	No repair
148	Barrel	C	7	4	Porosity	0.190	Weld repair
149	Barrel	C	5	4	Porosity	0.200	No repair
150	Extension	C	E 4	5	Porosity	0.190	Weld repair
151	Extension	C	E 4	5	Stockside Pit	0.200	No repair
152	Barrel	C	1	5	Porosity	0.190	Weld repair
153	Barrel	C	9	5	Porosity	0.220	No repair
154	Barrel	C	9	5	Porosity	0.200	No repair

Table 2-1 Patch Plate and Weld Repair Summary

Flaw No.	Tank Section	Quad	Row / Course	Plate / Vertical Drop	Description of Flaw / Defect	Remaining Thickness	Repair Recommendation
155	Barrel	C	17	5	Porosity	0.230	No repair
156	Barrel	C	17	5	Porosity	0.220	No repair
157	Barrel	C	24	5	Porosity	0.190	Weld repair
158	Barrel	C	24	5	Porosity	0.190	Weld repair
159	Barrel	C	28	5	Porosity	0.215	No repair
160	Barrel	C	26	6	Porosity	0.190	Weld repair
161	Barrel	C	26	6	Porosity	0.170	6" x ¼" round patch plate, see sketch
162	Barrel	A	2	7	Porosity		Vacuum Box
163	Barrel	A	2	7	Porosity	0.210	No repair
164	Barrel	A	1	7	Stockside Gouge	0.150	8" x ¼" round patch plate
165	Barrel	A	1	8	Stockside Gouge	0.200	No repair
166	Barrel	A	6	8	Porosity	0.210	No repair
167	Barrel	A	6	8	Porosity	0.230	No repair
168	Barrel	A	12	8	Porosity	0.225	No repair

Table 2-1 Patch Plate and Weld Repair Summary

Flaw No.	Tank Section	Quad	Row / Course	Plate / Vertical Drop	Description of Flaw / Defect	Remaining Thickness	Repair Recommendation
169	Barrel	A	28	8	Porosity	0.200	No repair
170	Barrel	A	27	9	Porosity	0.220	No repair
171	Barrel	A	25	9	Porosity	0.190	Weld repair
172	Barrel	A	23	9	Porosity		Vacuum box
173					No Flaw		
174	Barrel	C	19	6	Porosity	0.220	No repair
175	Barrel	C	18	6	Porosity	0.190	Weld repair
176	Barrel	C	16	6	Topside Pit	0.200	No repair
177	Barrel	C	16	6	Underside Corrosion	0.186	14" x 14" x ¼" patch plate, 3" radius corners
178	Barrel	C	15	6	Porosity	0.190	6" x ¼" round patch plate, see sketch
179	Barrel	C	12	6	Porosity		Vacuum Box
180	Barrel	C	7	6	Porosity	0.200	No repair
181	Barrel	C	7	6	Porosity	0.190	Weld repair
182	Extension	C	E 4	6	Underside Corrosion	0.200	No repair

Table 2-1 Patch Plate and Weld Repair Summary

Flaw No.	Tank Section	Quad	Row / Course	Plate / Vertical Drop	Description of Flaw / Defect	Remaining Thickness	Repair Recommendation
183	Barrel	C	17	7	Porosity		Vacuum Box
184	Barrel	C	17	7	Porosity	0.210	No repair
185	Barrel	C	22	7	Porosity	0.190	Weld repair, Add 10" x 12" x ¼" patch plate, see sketch
186	Barrel	C	22	7	Porosity	0.190	Repair with Flaw No. 185
187	Barrel	C	22	7	Underside Corrosion	0.155	18" x 18 " x ¼" patch plate, 3" radius corners
188	Barrel	C	23	7	Porosity	0.190	Weld repair
189	Barrel	C	23	7	Porosity		Vacuum Box
190	Barrel	C	25	7	Underside Corrosion	0.160	14" x 30" x ¼" patch plate, see sketch
191	Barrel	C	25	7	Porosity	0.210	No repair
192	Barrel	C	25	7	Porosity	0.200	No repair
193	Barrel	C	26	7	Porosity	0.230	No repair
194	Barrel	C	26	7	Porosity		Vacuum Box
195	Barrel	C	28	7	Porosity	0.210	No repair
196					No Flaw		

Table 2-1 Patch Plate and Weld Repair Summary

Flaw No.	Tank Section	Quad	Row / Course	Plate / Vertical Drop	Description of Flaw / Defect	Remaining Thickness	Repair Recommendation
197	Barrel	A	18	9	Porosity	0.230	No repair
198	Barrel	A	15	9	Porosity	0.180	Weld repair
199	Barrel	A	7	9	Porosity	0.210	No repair
200	Barrel	A	6	9	Porosity	0.185	Weld repair
201	Barrel	A	4	9	Porosity	0.190	Weld repair
202	Barrel	A	3	9	Underside Corrosion	0.170	14" x 14" x ¼" patch plate, 3" radius corners
203	Barrel	A	2	9	Underside Corrosion	0.110	10" x 15" x ¼" patch plate, see sketch
204	Barrel	A	2	9	Underside Corrosion	0.210	No repair
205	Barrel	A	1	9	Underside Corrosion	0.150	16" x 44" x ¼" patch plate, see sketch
206	Barrel	A	1	9	Porosity	0.200	No repair
207	Barrel	B	2	10	Porosity	0.215	No repair
208	Barrel	B	3	10	Porosity	0.205	No repair
209	Barrel	B	4	10	Porosity	0.200	No repair
210	Barrel	B	21	10	Porosity	0.190	Weld repair

Table 2-1 Patch Plate and Weld Repair Summary

Flaw No.	Tank Section	Quad	Row / Course	Plate / Vertical Drop	Description of Flaw / Defect	Remaining Thickness	Repair Recommendation
211	Barrel	B	4	11	Porosity	0.190	Weld repair
212	Barrel	B	2	11	Porosity	0.200	No repair
213	Barrel	B	1	12	Underside Corrosion	0.120	13" x 17" x ¼" patch plate, 3" radius corners
214	Barrel	B	2	12	Porosity	0.215	No repair
215	Barrel	B	5	12	Porosity	0.225	No repair
216	Barrel	B	5 & 6	12	Porosity	0.180	Weld repair
217	Barrel	B	6	12	Porosity	0.205	No repair
218	Barrel	B	8	12	Porosity	0.190	Weld repair
219	Barrel	B	11	12	Porosity	0.210	No repair
220	Extension	C	E 4	8	Porosity	0.220	No repair
221	Extension	C	E 4	8	Porosity	0.220	No repair
222	Extension	C	E 4	8	Porosity	0.190	6" x 6" x ¼" patch plate, see sketch
223	Barrel	C	1	8	Porosity	0.200	No repair
224	Barrel	C	3	8	Porosity	0.220	No repair

Table 2-1 Patch Plate and Weld Repair Summary

Flaw No.	Tank Section	Quad	Row / Course	Plate / Vertical Drop	Description of Flaw / Defect	Remaining Thickness	Repair Recommendation
225	Barrel	C	9	8	Underside Corrosion	0.140	10" x 14" x ¼" patch plate, see sketch
226	Barrel	C	12	8	Porosity	0.190	Weld repair
227	Barrel	C	13	8	Porosity		Vacuum Box
228	Barrel	C	18	8	Underside Corrosion	0.160	15" x 32" x ¼" patch plate, see sketch
229	Barrel	C	18	8	Underside Corrosion	0.200	No repair
230	Barrel	C	24	8	Porosity	0.220	No repair
231	Barrel	C	24	8	Porosity	0.190	Weld repair
232	Barrel	C	24	8	Porosity	0.190	Weld repair
233	Barrel	C	26	8	Porosity	0.210	No repair
234	Barrel	C	26	8	Topside Pit	0.210	No repair
235	Barrel	C	8	9	Porosity	0.160	Weld repair
236	Barrel	C	8	9	Porosity	0.200	No repair
237	Barrel	C	22	9	Porosity	0.175	Weld repair
238					No Flaw		

Table 2-1 Patch Plate and Weld Repair Summary

Flaw No.	Tank Section	Quad	Row / Course	Plate / Vertical Drop	Description of Flaw / Defect	Remaining Thickness	Repair Recommendation
239	Barrel	C	24	9	Porosity	0.165	Weld repair
240	Barrel	C	24	9	Topside Gouge	0.150	No repair
241	Barrel	C	24	9	Underside Corrosion	0.180	14" x 16" ¼" patch plate, 3" radius corners
242	Barrel	C	26	9	Porosity	0.170	Weld repair
243	Barrel	D	28	10	Topside Gouge	0.200	No repair
244	Barrel	B	23 & 24	13	Porosity	0.215	No repair
245	Barrel	B	22	13	Porosity	0.170	Weld repair
246	Barrel	B	3	13	Underside Corrosion	0.210	No repair
247	Barrel	B	1 & 2	13	Porosity	0.180	Weld repair
248	Extension	B	E 4	14	Porosity	0.205	No repair
249	Extension	B	E 4	14	Underside Corrosion	0.210	No repair
250	Barrel	B	2	14	Underside Corrosion	0.210	No repair
251	Barrel	B	2	14	Underside Corrosion	0.210	No repair
252	Barrel	B	3	14	Porosity	0.205	No repair

Table 2-1 Patch Plate and Weld Repair Summary

Flaw No.	Tank Section	Quad	Row / Course	Plate / Vertical Drop	Description of Flaw / Defect	Remaining Thickness	Repair Recommendation
253	Barrel	B	3	14	Porosity	0.190	Weld repair
254	Barrel	B	3	14	Porosity	0.180	Weld repair
255	Barrel	B	4	14	Underside Corrosion	0.200	No repair
256	Barrel	B	5	14	Porosity	0.215	No repair
257	Barrel	B	13	14	Porosity	0.185	Weld repair
258	Barrel	D	27	10	Porosity	0.170	Weld repair
259	Barrel	D	21	10	Porosity	0.180	Weld repair
260	Barrel	D	20	10	Porosity	0.220	No repair
261	Barrel	D	18	10	Porosity	0.180	Weld repair
262	Barrel	D	18	10	Porosity	0.230	No repair
263	Barrel	D	17	10	Porosity	0.175	Weld repair
264	Barrel	D	12	10	Porosity	0.210	No repair
265	Barrel	D	12	10	Porosity	0.190	Weld repair
266	Barrel	D	12	10	Porosity	0.160	Weld repair

Table 2-1 Patch Plate and Weld Repair Summary

Flaw No.	Tank Section	Quad	Row / Course	Plate / Vertical Drop	Description of Flaw / Defect	Remaining Thickness	Repair Recommendation
267	Barrel	D	12	10	Porosity	0.180	Weld repair, Add 13" x 13.75" x ¼" patch plate, see sketch
268	Barrel	D	11	10	Porosity	0.140	Weld repair
269					No Flaw		
270	Barrel	D	10	10	Porosity	0.180	Weld repair
271	Barrel	D	8	10	Porosity	0.200	No repair
272	Barrel	D	1 & 2	10	Porosity	0.225	No repair
273	Barrel	D	1 & 2	10	Porosity	0.190	Weld repair
274	Barrel	D	1	10	Porosity	0.190	Weld repair
275	Extension	D	E 4	10	Porosity	0.200	No repair
276	Extension	D	E 4	10	Porosity	0.200	No repair
277	Extension	D	E 4	10	Porosity	0.220	No repair
278	Barrel	D	1	11	Underside Corrosion	0.200	No repair
279	Barrel	D	8	11	Porosity	0.200	No repair
280	Barrel	D	16	11	Porosity		Vacuum Box

Table 2-1 Patch Plate and Weld Repair Summary

Flaw No.	Tank Section	Quad	Row / Course	Plate / Vertical Drop	Description of Flaw / Defect	Remaining Thickness	Repair Recommendation
281	Barrel	D	18	11	Porosity		Vacuum Box
282	Barrel	D	18	11	Porosity	0.180	Weld repair
283	Barrel	D	27	11	Porosity		Vacuum Box
284	Barrel	D	27	11	Porosity	0.190	Weld repair
285	Barrel	D	27 & 28	11	Porosity	0.200	No repair
286	Barrel	D	1	12	Porosity	0.180	6" x 6" x ¼" patch plate, see sketch
287	Barrel	D	1	12	Underside Corrosion	0.200	No repair
288	Barrel	D	1	12	Underside Corrosion	0.170	20" x 23" x ¼" patch plate, see sketch
289	Barrel	D	6	12	Porosity	0.200	No repair
290	Barrel	D	23	12	Porosity	0.180	Weld repair
291	Barrel	D	27	12	Porosity	0.190	Weld repair
292	Barrel	D	26	13	Porosity	0.200	No repair
293	Barrel	D	26	13	Porosity	0.190	Weld repair
294	Barrel	D	26	13	Topside Pit	0.210	No repair

Table 2-1 Patch Plate and Weld Repair Summary

Flaw No.	Tank Section	Quad	Row / Course	Plate / Vertical Drop	Description of Flaw / Defect	Remaining Thickness	Repair Recommendation
295	Barrel	D	25	13	Porosity	0.210	No repair
296	Barrel	D	25	13	Porosity	0.210	No repair
297	Barrel	D	24	13	Porosity	0.200	No repair
298	Barrel	D	24	13	Porosity	0.190	Weld repair
299	Barrel	D	15	13	Porosity	0.190	6" x 1/4" round patch plate, see sketch
300	Barrel	B	21	15	Porosity	0.180	Weld repair
301					No Flaw		
302	Barrel	B	13	15	Porosity	0.215	No repair
303	Barrel	B	10	15	Porosity	0.175	Weld repair
304	Barrel	B	8	15	Underside Corrosion	0.170	12" x 14" x 1/4" patch plate, 3" radius corners
305	Barrel	B	7	15	Porosity	0.165	Weld repair
306	Barrel	B	4	15	Porosity	0.210	No repair
307	Barrel	B	2	16	Porosity	0.220	No repair
308	Barrel	B	5	16	Porosity	0.185	Weld repair

Table 2-1 Patch Plate and Weld Repair Summary

Flaw No.	Tank Section	Quad	Row / Course	Plate / Vertical Drop	Description of Flaw / Defect	Remaining Thickness	Repair Recommendation
309	Barrel	B	5	16	Porosity	0.220	No repair
310	Barrel	B	10	16	Porosity	0.205	No repair
311	Barrel	B	10	16	Porosity	0.220	No repair
312	Barrel	B	11	16	Porosity	0.220	No repair
313	Barrel	B	15	16	Porosity	0.200	No repair
314	Barrel	B	25	16	Porosity	0.215	No repair
315	Barrel	B	24	17	Underside Corrosion	0.190	Remove nozzle, 8" x ¼" round patch plate
316	Barrel	B	10 & 11	17	Porosity	0.185	Weld repair
317	Barrel	B	8	17	Porosity	0.210	No repair
318	Barrel	B	7	17	Porosity	0.215	No repair
319	Barrel	B	6	17	Porosity	0.200	No repair
320	Barrel	B	4	17	Porosity		Vacuum Box
321	Barrel	B	2	17	Undercut	0.175	Weld repair
322	Barrel	B	2	18	Underside Corrosion	0.150	18" x 36" x ¼" patch plate, see sketch

Table 2-1 Patch Plate and Weld Repair Summary

Flaw No.	Tank Section	Quad	Row / Course	Plate / Vertical Drop	Description of Flaw / Defect	Remaining Thickness	Repair Recommendation
323	Barrel	B	6 & 7	18	Porosity	0.175	Weld repair
324	Barrel	B	11	18	Underside Corrosion	0.100	28" x 30" x ¼" patch plate, see sketch
325	Barrel	D	12	13	Porosity	0.230	No repair
326	Barrel	D	12	13	Porosity	0.160	6" x ¼" round patch plate, see sketch
327	Barrel	D	9	13	Porosity	0.180	Weld repair
328	Barrel	D	6	13	Porosity	0.190	Weld repair
329	Barrel	D	2	13	Topside Pit	0.200	No repair
330	Barrel	D	1	13	Porosity	0.220	No repair
331	Barrel	D	1	13	Topside Pit	0.200	No repair
332	Extension	D	E-4	13	Topside Pit	0.200	No repair
333	Extension	D	E-4	13	Underside Corrosion	0.190	14" x 12" x ¼" patch plate, see sketch
334	Barrel	D	4	14	Porosity	0.210	No repair
335	Barrel	D	4	14	Porosity	0.210	No repair
336	Barrel	D	18	14	Porosity	0.190	Weld repair

Table 2-1 Patch Plate and Weld Repair Summary

Flaw No.	Tank Section	Quad	Row / Course	Plate / Vertical Drop	Description of Flaw / Defect	Remaining Thickness	Repair Recommendation
337	Barrel	D	23	14	Porosity	0.190	Weld repair
338	Barrel	D	26	14	Porosity	0.190	Weld repair
339	Barrel	D	9	15	Porosity	0.190	Weld repair
340	Barrel	D	2	15	Porosity		Vacuum Box
341	Barrel	D	2	15	Porosity	0.180	Weld repair
342	Barrel	D	10	16	Porosity		Vacuum Box
343	Barrel	D	23	16	Porosity	0.185	Weld repair
344	Barrel	D	28	17	Topside Pit	0.200	No Repair
345	Barrel	D	26	17	Porosity	0.190	Weld repair
346	Barrel	B	17	18	Porosity	0.215	No repair
347	Barrel	B	17	18	Porosity	0.180	Weld repair
348	Barrel	B	20	18	Porosity	0.225	No repair
349	Barrel	B	24	18	Porosity	0.190	Weld repair
350	Barrel	B	25	19	Porosity	0.190	Weld repair

Table 2-1 Patch Plate and Weld Repair Summary

Flaw No.	Tank Section	Quad	Row / Course	Plate / Vertical Drop	Description of Flaw / Defect	Remaining Thickness	Repair Recommendation
351	Barrel	B	25	19	Porosity	0.190	Weld repair
352	Barrel	B	11	19	Porosity		Vacuum Box
353	Barrel	B	9	19	Underside Corrosion	0.190	20" x 23" x ¼" patch plate, see sketch
354	Barrel	B	9	19	Porosity		Vacuum Box
355	Barrel	A	12 & 13	U-cat	Porosity	0.185	Weld repair
356	Barrel	A	7 & 8	U-cat	Porosity	0.190	Weld repair
357	Barrel	A	5	U-cat	Porosity	0.200	No repair
358	Barrel	D	1	17	Porosity	0.190	Weld repair
359	Barrel	D	1	17	Underside Corrosion	0.210	No repair
360	Extension	D	E-4	18	Porosity		Vacuum Box
361	Extension	D	E-4	18	Underside Corrosion	0.130	11" x 16" x ¼" patch plate, see sketch, change to 8" x 16" x ¼" patch plate
362	Extension	D	E-4	18	Porosity	0.180	Weld repair
363	Barrel	D	2	18	Porosity	0.200	No repair
364	Barrel	D	24	18	Porosity	0.180	6" x ¼" round patch plate

Table 2-1 Patch Plate and Weld Repair Summary

Flaw No.	Tank Section	Quad	Row / Course	Plate / Vertical Drop	Description of Flaw / Defect	Remaining Thickness	Repair Recommendation
365	Extension	C	E-3	1	Underside Corrosion	0.190	Remove nozzle, 8" x ¼" round patch plate
366	Extension	C	E-3	1	Underside Corrosion	0.200	No repair
367	Extension	C	E-3	2	Porosity	0.180	Weld repair
368	Extension	C	E-3	2	Dent		No repair
369	Extension	C	E-2	2	Dent		No repair
370	Extension	C	E-2	2	Topside Gouge	0.200	No repair
371	Extension	C	E-1	2	Dent		No repair
372	Upper Dome	C	A39	2	Dent		No repair
373	Upper Dome	C	A38	2	Dent		No repair
374	Extension	C	E-1	3	Porosity	0.070	Weld repair
375	Extension	C	E-1	3	Underside Corrosion	0.200	No repair
376	Extension	B	E-3	18	Underside Corrosion	0.185	Remove nozzle, 8" x ¼" round patch plate
377	Extension	B	E-3	17	Underside Corrosion	0.195	No repair
378	Extension	B	E-3	17	Porosity	0.180	Weld repair

Table 2-1 Patch Plate and Weld Repair Summary

Flaw No.	Tank Section	Quad	Row / Course	Plate / Vertical Drop	Description of Flaw / Defect	Remaining Thickness	Repair Recommendation
379	Extension	B	E-2	17	Underside Corrosion	0.190	8" x 14" x ¼" patch plate, see sketch
380	Extension	B	E-2	17	Underside Corrosion	0.200	No repair
381	Extension	B	E-2	17	Underside Corrosion	0.140	12" x 18" x ¼" patch plate, see sketch
382	Extension	B	E-2	17	Underside Corrosion	0.190	14" x 16" x ¼" patch plate, see sketch
383	Extension	C	E-3	3	Undercut		Weld repair
384	Extension	C	E-3	4	Underside Corrosion	0.186	16" x 16" x ¼" patch plate, 3" radius corners
385	Extension	C	E-2	4	Porosity	0.200	No repair
386	Extension	C	E-1	4	Porosity	0.180	Weld repair
387	Extension	C	E-1	4	Porosity	0.190	Weld repair
388	Extension	C	E-1	5	Porosity	0.180	Weld repair
389	Extension	C	E-1	5	Porosity	0.180	Weld repair
390	Extension	C	E-1	5	Porosity	0.180	Weld repair
391	Extension	C	E-1	5	Topside Gouge	0.200	No repair
392	Extension	C	E-2	5	Topside Gouge	0.200	No repair

Table 2-1 Patch Plate and Weld Repair Summary

Flaw No.	Tank Section	Quad	Row / Course	Plate / Vertical Drop	Description of Flaw / Defect	Remaining Thickness	Repair Recommendation
393	Extension	C	E-2	5	Topside Gouge	0.200	No repair
394	Extension	C	E-3	5	Topside Gouge	0.200	No repair
395	Extension	C	E-1	6	Underside Corrosion	0.170	19" x 42" x ¼" patch plate, see sketch
396	Extension	C	E-1	6	Porosity	0.200	No repair
397	Extension	C	E-1	6	Porosity	0.180	Repair with Flaw No. 395
398	Extension	C	E-1	6	Porosity	0.210	No repair
399	Extension	C	E-2	6	Dent	0.200	No repair
400	Upper Dome	C	A-47	6	Porosity	0.220	No repair
401	Upper Dome	C	A-48	7	Porosity	0.220	No repair
402	Upper Dome	C	A-48	7	Porosity	0.220	No repair
403	Upper Dome	C	A-48	7	Topside Pit	0.200	No repair
404	Extension	C	E-1	7	Porosity	0.230	No repair
405	Extension	C	E-1	7	Porosity	0.165	8" x ¼" round patch plate, centered
406	Extension	C	E-1	7	Porosity	0.185	Weld repair

Table 2-1 Patch Plate and Weld Repair Summary

Flaw No.	Tank Section	Quad	Row / Course	Plate / Vertical Drop	Description of Flaw / Defect	Remaining Thickness	Repair Recommendation
407	Extension	C	E-1	7	Porosity	0.190	Weld repair
408	Extension	C	E-1	7	Porosity	0.190	Weld repair
409	Extension	C	E-2	7	Underside Corrosion	0.210	No repair
410	Extension	C	E-2	7	Underside Corrosion	0.200	No repair
411	Extension	C	E-2	7	Underside Corrosion	0.140	16" x 16" x ¼" patch plate, 3" radius corners
412	Extension	C	E-2	8	Porosity	0.230	No repair
413	Upper Dome	C	A-49	8	Porosity		Vacuum Box
414	Upper Dome	C	A-50	8	Porosity		Vacuum Box
415	Upper Dome	C	A-50	8	Porosity	0.230	No repair
416	Upper Dome	C	A-50	8	Porosity	0.190	8" x ¼" round patch plate, centered
417	Upper Dome	C	A-50	8	Porosity	0.150	Cover plate over cover plate
418	Upper Dome	C	A-50	8	Topside Pit	0.200	Repair with Flaw No. 416
419	Upper Dome	C	A-51	8	Topside Pit	0.200	No repair
420	Upper Dome	C	A-52	9	Topside Gouge	0.150	8" x ¼" round patch plate

Table 2-1 Patch Plate and Weld Repair Summary

Flaw No.	Tank Section	Quad	Row / Course	Plate / Vertical Drop	Description of Flaw / Defect	Remaining Thickness	Repair Recommendation
421	Upper Dome	C	A-52	9	Topside Gouge	0.200	No repair
422	Extension	C	E-1	9	Porosity		Vacuum Box
423	Extension	C	E-2	9	Underside Corrosion	0.140	20" x 40" x ¼" patch plate, see sketch
424	Extension	C	E-2	9	Porosity	0.200	No repair
425	Extension	B	E-2	18	Dent		No repair
426	Extension	B	E-2	18	Dent		No repair
427	Extension	B	E-3	16	Underside Corrosion	0.195	No repair
428	Extension	B	E-3	16	Underside Corrosion	0.200	No repair
429	Extension	B	E-2	14	Underside Corrosion	0.190	12" x 22" x ¼" patch plate, see sketch
430	Extension	B	E-2	14	Underside Corrosion	0.200	No repair
431	Extension	B	E-3	14	Underside Corrosion	0.200	No repair
432	Extension	B	E-3	14	Underside Corrosion	0.200	No repair
433	Extension	B	E-3	14	Underside Corrosion	0.200	No repair
434	Extension	B	E-3	12	Dent		No repair

Table 2-1 Patch Plate and Weld Repair Summary

Flaw No.	Tank Section	Quad	Row / Course	Plate / Vertical Drop	Description of Flaw / Defect	Remaining Thickness	Repair Recommendation
435	Extension	B	E-3	12	Dent		No repair
436	Extension	B	E-3	12	Dent		No repair
437	Extension	B	E-1	11	Porosity	0.205	No repair
438	Extension	A	E-3	9	Through Hole		Common repair 438-463 (- 459), see sketch
439	Extension	A	E-2	9	Through Hole		Common repair 438-463 (- 459), see sketch
440	Extension	B	E-2	10	Underside Corrosion	0.170	Common repair 438-463 (- 459), see sketch
441	Extension	B	E-2	10	Underside Corrosion	0.190	Common repair 438-463 (- 459), see sketch
442	Extension	B	E-3	10	Underside Corrosion	0.180	Common repair 438-463 (- 459), see sketch
443	Extension	B	E-3	10	Underside Corrosion	0.160	Common repair 438-463 (- 459), see sketch
444	Extension	A	E-3	9	Underside Corrosion	0.090	Common repair 438-463 (- 459), see sketch
445	Extension	A	E-3	9	Underside Corrosion	0.160	Common repair 438-463 (- 459), see sketch
446	Extension	A	E-3	9	Underside Corrosion	0.170	Common repair 438-463 (- 459), see sketch
447	Extension	A	E-3	9	Underside Corrosion	0.120	Common repair 438-463 (- 459), see sketch
448	Extension	A	E-3	9	Underside Corrosion	0.120	Common repair 438-463 (- 459), see sketch

Table 2-1 Patch Plate and Weld Repair Summary

Flaw No.	Tank Section	Quad	Row / Course	Plate / Vertical Drop	Description of Flaw / Defect	Remaining Thickness	Repair Recommendation
449	Extension	A	E-3	9	Underside Corrosion	0.180	Common repair 438-463 (- 459), see sketch
450	Extension	A	E-3	9	Underside Corrosion	0.190	Common repair 438-463 (- 459), see sketch
451	Extension	A	E-3	9	Underside Corrosion	0.180	Common repair 438-463 (- 459), see sketch
452	Extension	A	E-3	9	Underside Corrosion	0.150	Common repair 438-463 (- 459), see sketch
453	Extension	A	E-3	9	Underside Corrosion	0.160	Common repair 438-463 (- 459), see sketch
454	Extension	A	E-3	9	Underside Corrosion	0.190	Common repair 438-463 (- 459), see sketch
455	Extension	A	E-3	9	Underside Corrosion	0.120	Common repair 438-463 (- 459), see sketch
456	Extension	A	E-3	9	Underside Corrosion	0.160	Common repair 438-463 (- 459), see sketch
457	Extension	A	E-3	9	Underside Corrosion	0.180	Common repair 438-463 (- 459), see sketch
458	Extension	A	E-3	9	Underside Corrosion	0.175	Common repair 438-463 (- 459), see sketch
459	Extension	A	E-2	9	Underside Corrosion	0.150	10" x 14" x ¼" patch plate, see sketch
460	Extension	A	E-2	9	Underside Corrosion	0.150	Common repair 438-463 (- 459), see sketch
461	Extension	A	E-2	9	Underside Corrosion	0.200	Common repair 438-463 (- 459), see sketch
462	Extension	A	E-2	9	Underside Corrosion	0.120	Common repair 438-463 (- 459), see sketch

Table 2-1 Patch Plate and Weld Repair Summary

Flaw No.	Tank Section	Quad	Row / Course	Plate / Vertical Drop	Description of Flaw / Defect	Remaining Thickness	Repair Recommendation
463	Extension	A	E-1	9	Underside Corrosion	0.160	Common repair 438-463 (- 459), see sketch
464	Upper Dome	A	A-15	9	Underside Corrosion	0.200	No repair
465	Extension	A	E-2	8	Underside Corrosion	0.200	No repair
466	Extension	A	E-2	8	Underside Corrosion	0.190	10" x 12" x ¼" patch plate, 3" radius corners
467	Extension	A	E-2	8	Underside Corrosion	0.190	12" x 16" x ¼" patch plate, see sketch
468	Extension	A	E-2	8	Dent		No repair
469	Extension	A	E-3	8	Underside Corrosion	0.200	No repair
470	Extension	C	E-2	10	Underside Corrosion	0.110	Repair with Flaw No. 423
471	Extension	C	E-3	10	Underside Corrosion	0.210	No repair
472	Extension	C	E-3	10	Underside Corrosion	0.200	No repair
473	Extension	D	E-3	11	Underside Corrosion	0.180	8" x 14" x ¼" patch plate, see sketch
474	Extension	D	E-2	11	Topside Gouge	0.200	No repair
475	Extension	D	E-3	12	Porosity		Vacuum Box
476	Upper Dome	D	A-58	13	Topside Gouge	0.200	No repair

Table 2-1 Patch Plate and Weld Repair Summary

Flaw No.	Tank Section	Quad	Row / Course	Plate / Vertical Drop	Description of Flaw / Defect	Remaining Thickness	Repair Recommendation
477	Upper Dome	D	A-60	14	Porosity		Vacuum Box
478	Extension	D	E-2	14	Underside Corrosion	0.180	14" x 14" x ¼" patch plate, see sketch
479	Extension	D	E-2	14	Underside Corrosion	0.210	No repair
480	Extension	D	E-2	14	Porosity	0.200	No repair
481	Upper Dome	D	A-64	16	Porosity		Vacuum Box
482	Extension	D	E-2	16	Underside Corrosion	0.120	22" x 22" x ¼" patch plate, change to 24" x 30" ¼" insert plate, see sketch
483	Extension	D	E-3	16	Underside Corrosion	0.210	No repair
484	Extension	D	E-3	16	Underside Corrosion	0.200	No repair
485	Extension	D	E-2	17	Underside Corrosion	0.195	No repair
486	Extension	D	E-2	17	Underside Corrosion	0.190	5" x 5" x ¼" patch plate, see sketch
487	Upper Dome	D	A-69	18	Topside pit	0.150	9" x 9" x ¼" patch plate, see sketch
488	Upper Dome	D	A/B60/61	14	Porosity		Vacuum Box
489	Upper Dome	D	B-58	13	Topside Pit	0.130	8" x 8" x ¼" patch plate, 2" radius corners
490	Upper Dome	C	B-48		Topside Gouge	0.200	No repair

Table 2-1 Patch Plate and Weld Repair Summary

Flaw No.	Tank Section	Quad	Row / Course	Plate / Vertical Drop	Description of Flaw / Defect	Remaining Thickness	Repair Recommendation
491	Upper Dome	C	B-42		Topside Pit	0.180	8" x ¼" round patch plate, see sketch
492	Upper Dome	C	B-42		Topside Pit	0.180	10" x 10" x ¼" patch plate, see sketch
493	Extension	A	E-1	6	Underside Corrosion	0.170	18" x 20" x ¼" patch plate, see sketch
494	Extension	A	E-1	6	Underside Corrosion	0.200	No repair
495	Extension	A	E-2	6	Underside Corrosion	0.170	10" x 12" x ¼" patch plate, 3" radius corners
496	Extension	A	E-2	6	Underside Corrosion	0.190	10" x 16" x ¼" patch plate, see sketch
497	Extension	A	E-3	6	Underside Corrosion	0.200	No repair
498	Extension	A	E-3	5	Porosity	0.190	Weld repair
499	Extension	A	E-3	5	Underside Corrosion	0.170	10" x 12" x ¼" patch plate, see sketch
500	Extension	A	E-2	4	Topside Gouge	0.190	6" x 10" x ¼" patch plate, see sketch
501	Upper Dome	A	B-4		Underside Corrosion	0.160	12" x 14" x ¼" patch plate, see sketch
502	Upper Dome	A	B-18		Dent		No repair
503	Lower Dome	D	LD 1	43	LOF	0.150	Weld repair, Add 4" x 6" x ¼" tombstone, see sketch
504	Barrel	U-Cat	21 & 22		Porosity	0.200	No repair

Table 2-1 Patch Plate and Weld Repair Summary

Flaw No.	Tank Section	Quad	Row / Course	Plate / Vertical Drop	Description of Flaw / Defect	Remaining Thickness	Repair Recommendation
505	Barrel	U-Cat	3		Underside Corrosion	0.200	No repair
506	Barrel	U-Cat	1 & E-4		Porosity	0.190	Weld repair
507	Barrel	C	10	2	Porosity	0.220	No repair
508	Barrel	C	8	7	Porosity	0.200	No repair
509	Barrel	C	8	8	Porosity	0.220	No repair
510					No Flaw		
511	Extension	C	E-1	10	Porosity	0.200	No repair
512	Extension	C	E-1	10	Porosity	0.195	No repair
513	Upper Dome	C	A-53	10	Porosity	0.100	Weld repair
514	Upper Dome	C	A-54	10	Porosity		Vacuum Box
515	Upper Dome	C	A-54	10	Porosity	0.200	No repair
516	Upper Dome	C	A-54	10	Topside Gouge	0.200	No repair
517	Upper Dome	D	C-62		Underside Corrosion	0.140	12" x 12" x ¼" patch plate, 3" radius
518	Upper Dome	D	C-62		Underside Corrosion	0.140	10" x 10" x ¼" patch plate, 2" radius

Table 2-1 Patch Plate and Weld Repair Summary

Flaw No.	Tank Section	Quad	Row / Course	Plate / Vertical Drop	Description of Flaw / Defect	Remaining Thickness	Repair Recommendation
519	Upper Dome	C	C-46		Porosity	0.200	No repair
520	Upper Dome	C	C-46		Topside Gouge	0.150	6" x 1/4" round patch plate, centered
521	Upper Dome	C	D-34		Topside Gouge	0.190	No repair
522	Upper Dome	D	D-48		Topside	0.210	No repair
523	Upper Dome		F-5		Underside Corrosion	0.190	No repair
524	Upper Dome		F-9		Through Hole		Weld repair
525	Upper Dome		F-9		Through Hole		Weld repair
526	Upper Dome		F-20		Through Hole		Weld repair
527	Upper Dome		F-20		Through Hole		Weld repair
528	Barrel	B	14	7	Pit		8" x 1/4" round patch plate
529	Barrel	C	12	7	Undercut		Weld repair, see sketch
530	Upper Dome	C	A-47		Pit		6" x 6" x 1/4" patch plate, see sketch
531	Upper Dome	D	60		Dent		10" x 18" x 1/4" patch plate, see sketch

APPENDIX A
LOW FREQUENCY ELECTROMAGNETIC TECHNIQUE INSPECTION –
REPORT JANUARY 2006

TABLE OF CONTENTS

1.0 RESULTS AND CONCLUSIONS	2
2.0 UNIT DETAILS	4
3.0 TANK MAPS	6
4.0 PLATE TEST SUMMARY	177
5.0 TYPICAL WAVEFORM	190
APPENDIX A – SAMPLE WAVEFORMS	
APPENDIX B – CALIBRATIONS	
APPENDIX C – TEST METHODS/PROCEDURES AND EQUIPMENT DESCRIPTION	
APPENDIX D – TANK INTERIOR PHOTOGRAPHS	
APPENDIX E – TESTEX EQUIPMENT PHOTOGRAPHS	

1.0 RESULTS AND CONCLUSIONS

Weston Solutions, Inc.
Honolulu, HI
Tank #16

INTRODUCTION

An NDT inspection was conducted on Tank #16 at Red Hill in Honolulu, HI on December 5 - December 22, 2005 and January 4 – January 17, 2005. This inspection focused on selected areas of the lower dome and upper dome and 100% testing on the barrel, extension, and expansion areas. The inspection was performed with the TesTex developed *TS-2000 NDT Multichannel System* (for plate scanning using the principles of the *Low Frequency Electromagnetic Technique*) and the *Hawkeye 2000 System* (for weld testing focusing on surface and subsurface cracking and pinholes). All defected areas found with the above mentioned TesTex equipment were backed up and sized using regular *Ultrasonic Techniques* and *Ultrasonic Shearwave Techniques*. The *Ultrasonic Shearwave Techniques* was an additional service used which measured the depth of detected pinholes, provided they were oriented in a position that could be tested. The results of this inspection are detailed in the following report.

RESULTS

In beginning this inspection (Dec. 5, 2005), TesTex started scanning the floor plates (25 ft. diameter) of tank #16. Upon reaching the floor it was discovered that there was an excessive amount of “weld over” patching on the floor plates. This would limit the amount of the floor which could be scanned so the inspection shifted to course 1 of the lower dome. Meanwhile, the decision was made that Dunkin and Bush would grind the “weld over” spots to an acceptable condition. Grinding would begin in the afternoon and last through the next day (Dec. 6, 2005) with scanning being done as each plate had been finished. In addition, shear wave ultrasonics was conducted for the first two days on every weld intersection of the floor plates and course 1 of the lower dome. On day three (Dec. 7, 2005), two teams began from the baskets to scan the 3 remaining 36” bands of the lower dome in courses 2, 3, and 4. While this was being done, the weld joints of the floor and the course 1 scanned area was being inspected by a 5th TesTex person using the Hawkeye. The last day of the week (Dec 8, 2005) would see a morning completion of the floor (491 sq. ft.) and lower dome (2,632 sq. ft.). In the afternoon, scanning began on the barrel for one team in quadrant A near the catwalk and one drop (1,104 sq. ft.) was completed under the catwalk on the barrel by the other team. In addition, a TesTex and a Weston Solutions person went into tank #15 to finish testing grout nozzles in the lower dome.

In beginning the next week (Dec 12, 2005), the TesTex personnel was back to 4 and scanning continued for the first team and started for the second on the barrel. The scans consisted of 8 ft. wide (the width of the basket) drops from the expansion joint down to the lower dome/barrel interface (138 vertical feet x approximately 294 circumferential feet for 40,572 sq. ft.). Team one scanned quadrant A (10,143 sq. ft.) for the remaining of the week (Dec 12-15, 2005) and crossed over into quadrant B in the afternoon on Monday (Dec 19, 2005) of the next week. Team two scanned quadrant C (10,143 sq. ft.) for the remaining of the same week and crossed over into quadrant D in the afternoon on Tuesday (Dec 20, 2005) of that next week. The week ended (Dec 22, 2005) with both teams well into their last quadrants on the barrel (B for team one and D

1.0 RESULTS AND CONCLUSIONS

Weston Solutions, Inc.
Honolulu, HI
Tank #16

for team two). It also marked the holiday break point where as a work stoppage occurred until January 4, 2006.

On January 4, 2006 work resumed and on January 5, 2006, quadrant B of the barrel (10,142 sq. ft.) was finished by team one and more scanning was done by that team under the catwalk (839 sq. ft.) on the barrel. The next day (Jan 6, 2006, end of the week) saw team two finish quadrant D (10,143 sq. ft.) of the barrel and both teams starting in the extension area. Scanning was oriented vertically in the same pattern as was done for the barrel. This scanning took place in course A, 36" above the intersection with the extension, down to the expansion joint/barrel intersection. This time the teams started in quadrants B and C and worked their way toward the catwalk in the baskets. With the beginning of the next week (Jan 9, 2006) came a continued scanning of the extension area and the 36" band in course A (942 sq. ft.) of the upper dome by the two TesTex teams. An extra TesTex person returned on January 10, 2006 and finished scanning the barrel under the catwalk (839 sq. ft.). On the next day (Jan 11, 2006) scanning of the extension from the baskets (4,158 sq. ft.) concluded and both teams moved on to scan a 36" band of course B (891 sq. ft.) at the A/B intersection of the upper dome. Also, the extension area above the catwalk (240 sq. ft.) was finished by the extra TesTex person. The week ended on January 12, 2006 with both teams finishing the 36" band of course C (795 sq. ft.) at the B/C intersection of the upper dome and the extra person scanning the inside of the manways of both tanks #15 and #16. In beginning the last week (Jan 16, 2006), both teams began and finished the 36" band of course D (636 sq. ft.) at the C/D intersection of the upper dome. Also, manual U.T. spot checks were taken from the gallery in the tower on course F (5 sq. ft.) by one team while the other team further mapped out an extensive flaw area of the extension in quadrant B. On the last day (Jan 17, 2006), shear wave ultrasonics was performed on porosity areas of the lower dome, barrel, expansion joint, extension, and upper dome in quadrants A and B in the morning and in quadrants C and D in the afternoon. In addition U.T. spot checks were taken in the lower tunnel area on the 32" diameter fuel pipe nozzle.

In addition to the above mentioned scanning, all weld cover channels in the extension and scanned areas of the upper dome were U.T. spot checked in 6" increments.

CONCLUSIONS

As a result of this inspection, TesTex found 509 flaw indications most of which were either proved up with ultrasonic thickness measurements or sized using ultrasonic shear waves. All defects including their respective depth or other flaw characterization may be found in Section 4.0, **PLATE TEST SUMMARY**.

Section 3.0 is **TANK MAPS**, which clarifies the numbering system and tank layout. Section 5.0 shows typical waveforms collected from these sections. Printouts of waveforms collected from this unit are included in **APPENDIX A** and are correlated to each plate where the original flaw indication(s) was observed.

2.0 UNIT DETAILS

Weston Solutions, Inc.
Honolulu, HI
Tank #16

Totals

Orientation

Vertical

Plate Thickness

Upper Dome	0.250"
Lower Dome	0.250"
Barrel	0.250"
Floor	0.500"

Plate Material

Carbon Steel

Total Surface Area of Tank #16

	≈ 68,166 sq ft
Upper Dome	≈ 10,304 sq ft
Extension	≈ 4,398 sq ft
Barrel	≈ 43,354 sq ft
Lower Dome	≈ 10,110 sq ft

Total Surface Area Scanned by TesTex

	≈ 54,144 sq ft
Upper Dome	≈ 3,269 sq ft
course A: (36" band)	≈ 942 sq ft
course B: (36" band)	≈ 891 sq ft
course C: (36" band)	≈ 795 sq ft
course D: (36" band)	≈ 636 sq ft
course E:	≈ 0 sq ft
course F: (U.T. spot checks)	≈ 5 sq ft
Extension	≈ 4,398 sq ft
Barrel	≈ 43,354 sq ft
Lower Dome	≈ 4,973 sq ft
course 4: (36" band)	≈ 942 sq ft
course 3: (36" band)	≈ 861 sq ft
course 2: (36" band)	≈ 720 sq ft
course 1: (44" band)	≈ 1,459 sq ft
base:	≈ 491 sq ft

Percent surface area of Tank #16 inspected

	≈ 79%
Surface area of Upper Dome inspected	≈ 32%
Surface area of Extension inspected	≈ 100%
Surface area of Barrel inspected	≈ 100%
Surface area of Lower Dome inspected	≈ 31%

Tank Numbering System

See 3.0 TANK MAPS

2.0 UNIT DETAILS

Weston Solutions, Inc.

Honolulu, HI

Tank #16

Totals

Defect distribution

Tank #16	509
----------	-----

Area

Upper Dome	44
Extension	133
Barrel	294
Lower Dome	38

Type

Underside corrosion	138
Through holes	6
Topside (pits, gouges, dents)	55
LOF/LOP/undercut	11
Porosity	299

Test Equipment:

Electronics:

TS-2000, 8 Channel Plate Scanner

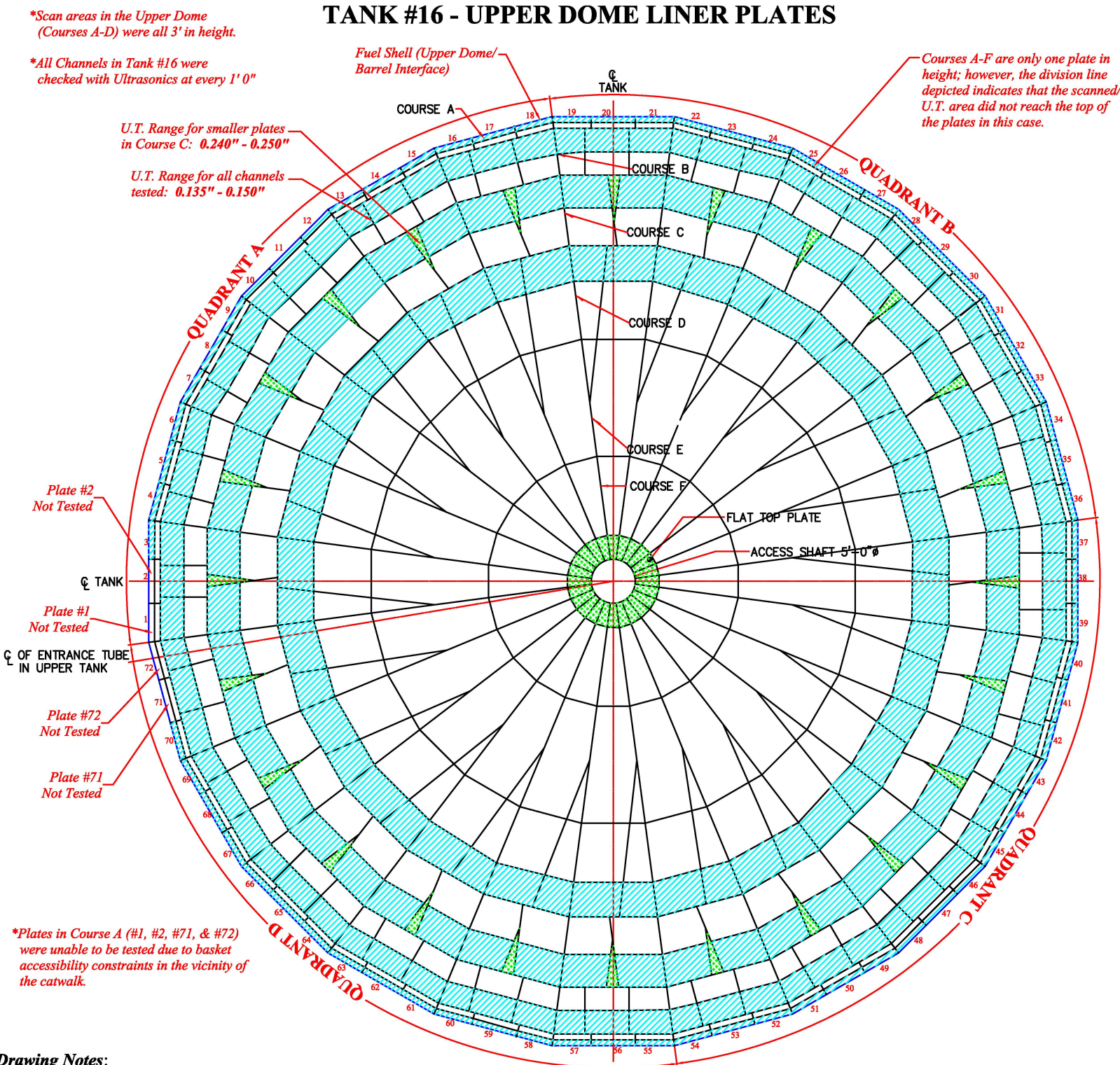
Hawkeye, Single Channel Pencil Probe Weld Scanner

Hardware:

LFET/U.T. Viper (Magnetic Crawler)

Ultrasonic Thickness Meter:

DMS-2 Krautkramer (with A-Scan Display)



- Drawing Notes:**
1. Tank #15 is divided into 4 quadrants (A-D).
 2. Course A is comprised of 72 total plates.
 3. Quadrant A is comprised of 18 plates (1-18).
 4. Quadrant B is comprised of 18 plates (19-36).
 5. Quadrant C is comprised of 18 plates (37-54).
 6. Quadrant D is comprised of 18 plates (55-72).
 7. This numbering convention begins with plate #1 being the first full plate to the left of the manway in plan view.

Legend	
	Tested with L.F.E.T.
	Ultrasonic Testing Survey
	Not tested with L.F.E.T.

Drawing is not to scale

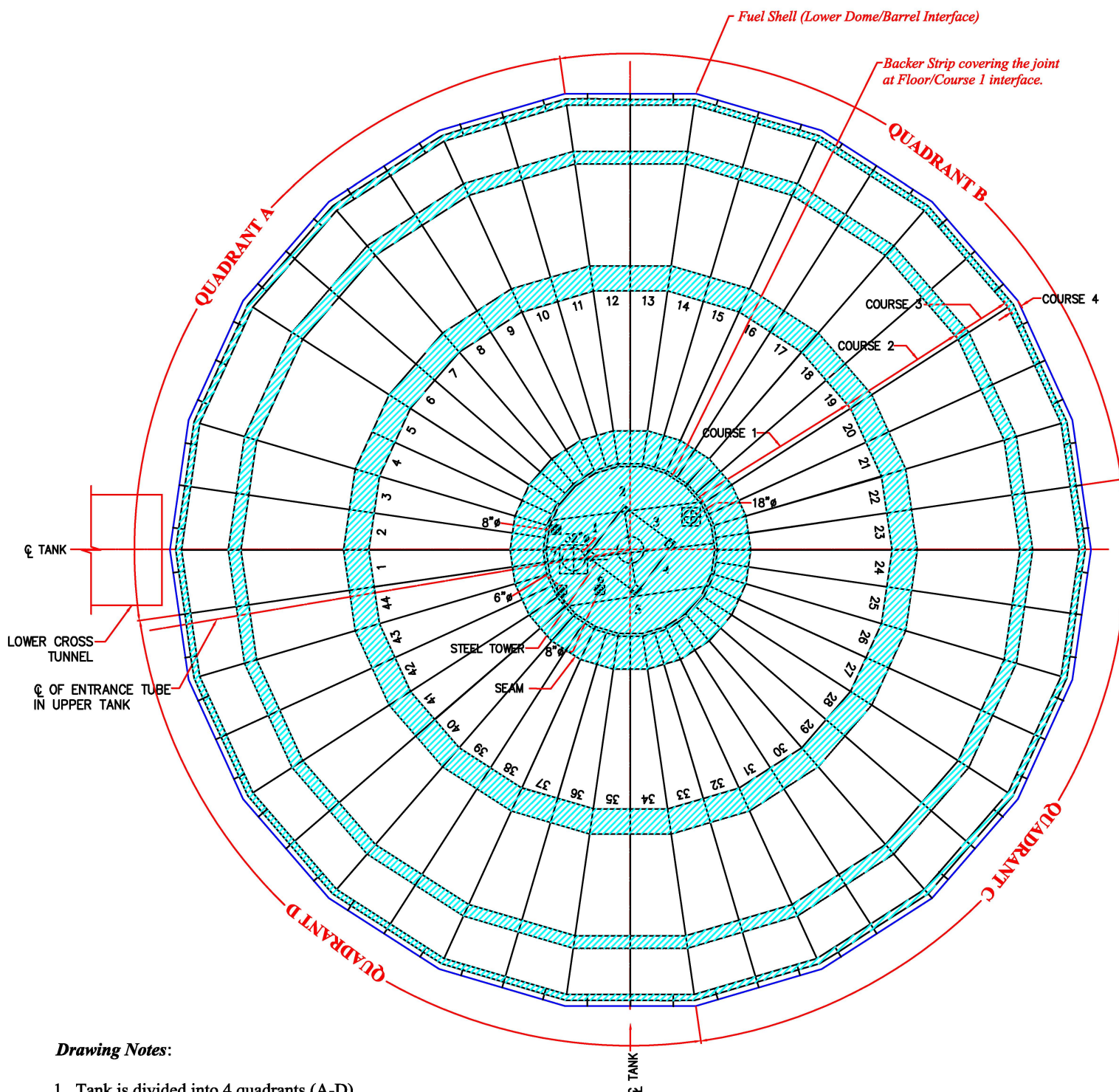
3.0 TANK MAPS

Weston Solutions, Inc.

Honolulu, HI



Tank # 16 - Lower Dome Liner Plates

TANK # 16 - LOWER DOME LINER PLATES



Drawing Notes:

1. Tank is divided into 4 quadrants (A-D).
2. The floor plates are 0.500" NWT & all other plates are 0.250" NWT.
3. Course 1 is comprised of 44 total plates.
4. Quadrant A is comprised of 11 plates (1-11).
5. Quadrant B is comprised of 11 plates (12-22).
6. Quadrant C is comprised of 11 plates (23-33).
7. Quadrant D is comprised of 11 plates (34-44).
8. This numbering convention begins with plate #1 being the first plate of quadrant A.

Legend	
	Tested with L.F.E.T.
	Not tested with L.F.E.T.

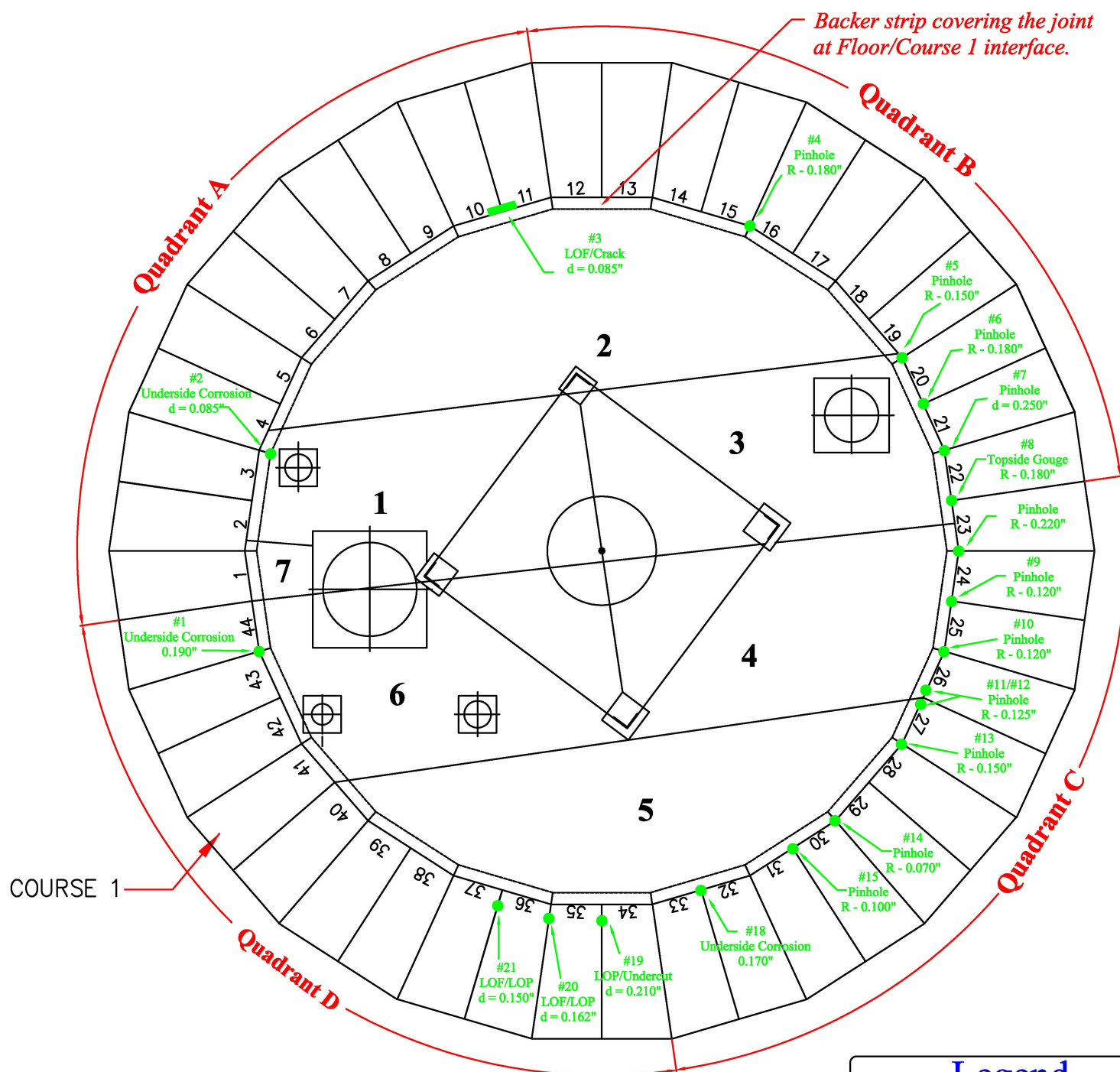
Drawing is not to scale

Tank # 16 - Lower Dome

1. Tank is divided into 4 quadrants (A-D).
2. Course 1 is comprised of 44 total plates.
3. Quadrant A is comprised of 11 plates (1-11).
4. Quadrant B is comprised of 11 plates (12-22).
5. Quadrant C is comprised of 11 plates (23-33).
6. Quadrant D is comprised of 11 plates (34-44).
7. This numbering convention begins with plate #1 being the first plate of quadrant A.

Legend	
●	Flaw Indication
d	Diameter
R	Remaining Wall
LOF	Lack of Fusion
LOP	Lack of Penetration

TANK # 16 - LOWER DOME
 ("T"- Juntion Shear Wave Testing Results)



Drawing Notes:

1. Tank is divided into 4 quadrants (A-D).
2. Course 1 is comprised of 44 total plates.
3. Quadrant A is comprised of 11 plates (1-11).
4. Quadrant B is comprised of 11 plates (12-22).
5. Quadrant C is comprised of 11 plates (23-33).
6. Quadrant D is comprised of 11 plates (34-44).
7. This numbering convention begins with plate #1 being the first plate of quadrant A.

Legend	
●	Flaw Indication
d	Diameter
R	Remaining Wall
LOF	Lack of Fusion
LOP	Lack of Penetration

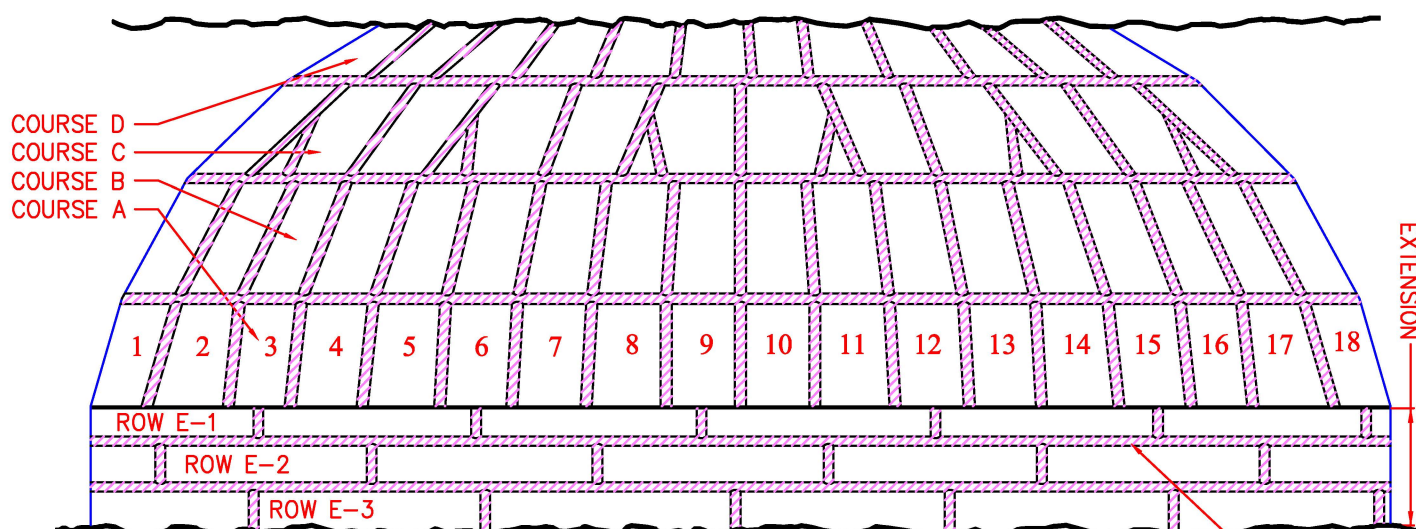
3.0 TANK MAPS

Weston Solutions, Inc

Honolulu, HI

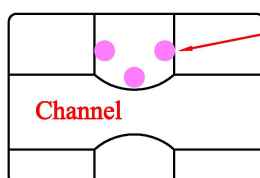
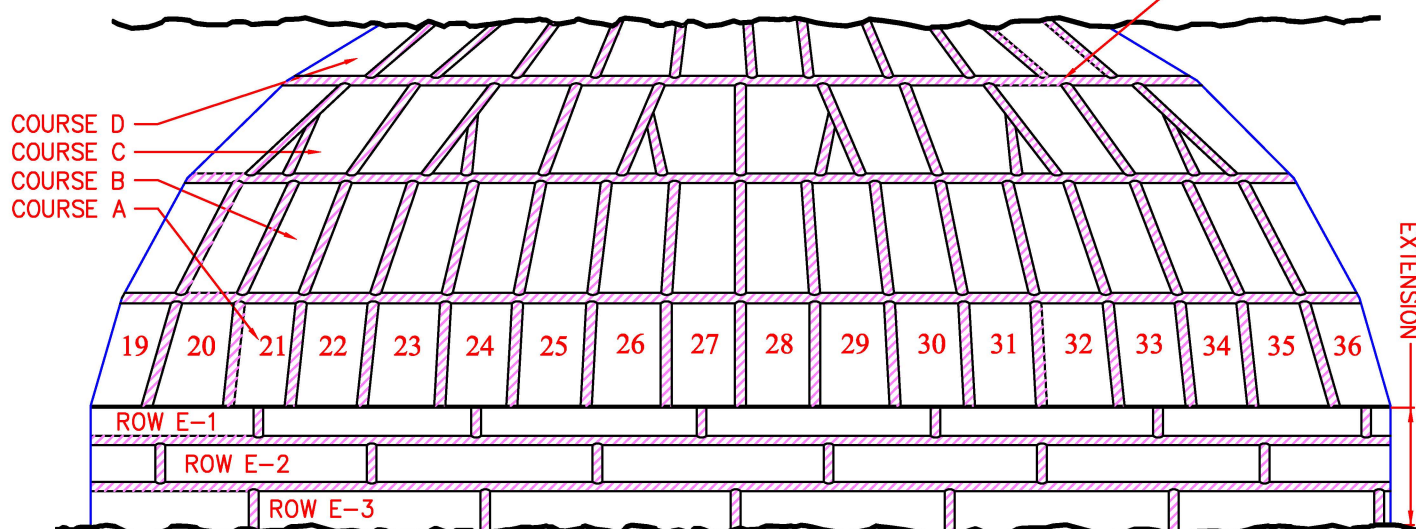
Tank #16 - Quadrants A & B Channel U.T.

QUADRANT A - EXTENSION/UPPER DOME (SECTIONS)

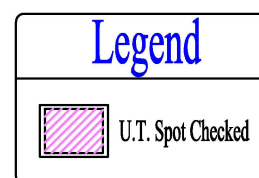


*U.T. Range for all channels
tested: 0.135" - 0.150"*

QUADRANT B - EXTENSION/UPPER DOME (SECTIONS)



*Ultrasonic Thickness Check
Point Pattern carried out on
all channels in Tank #16 at
every 1' 0"*



Drawing is not to scale

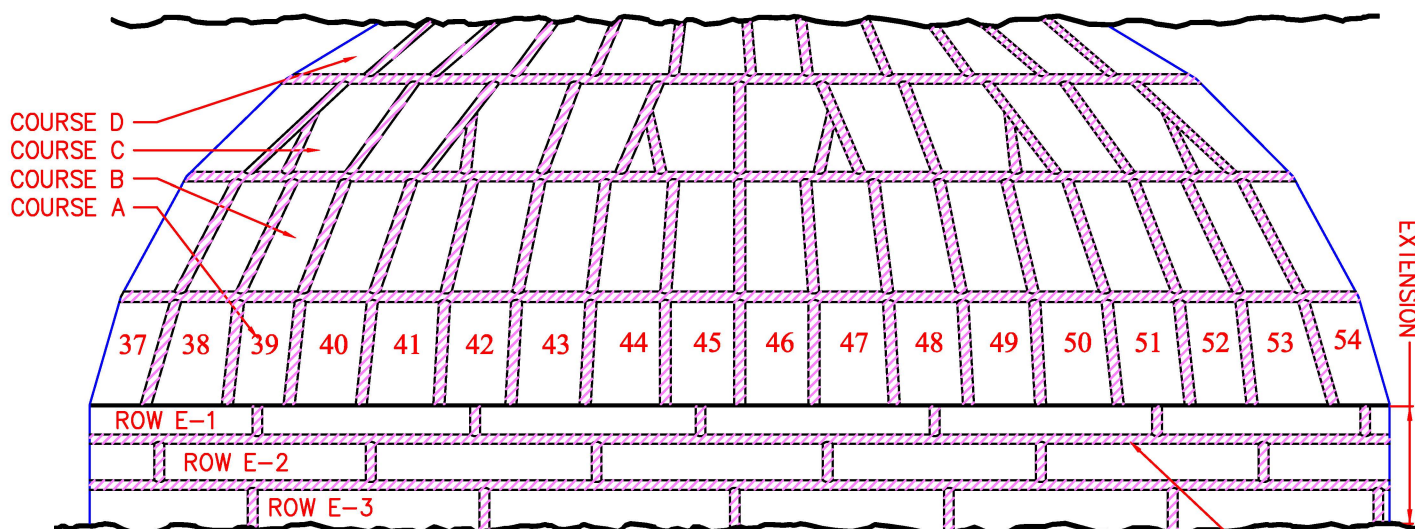
3.0 TANK MAPS

Weston Solutions, Inc

Honolulu, HI

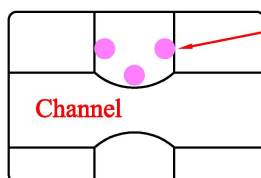
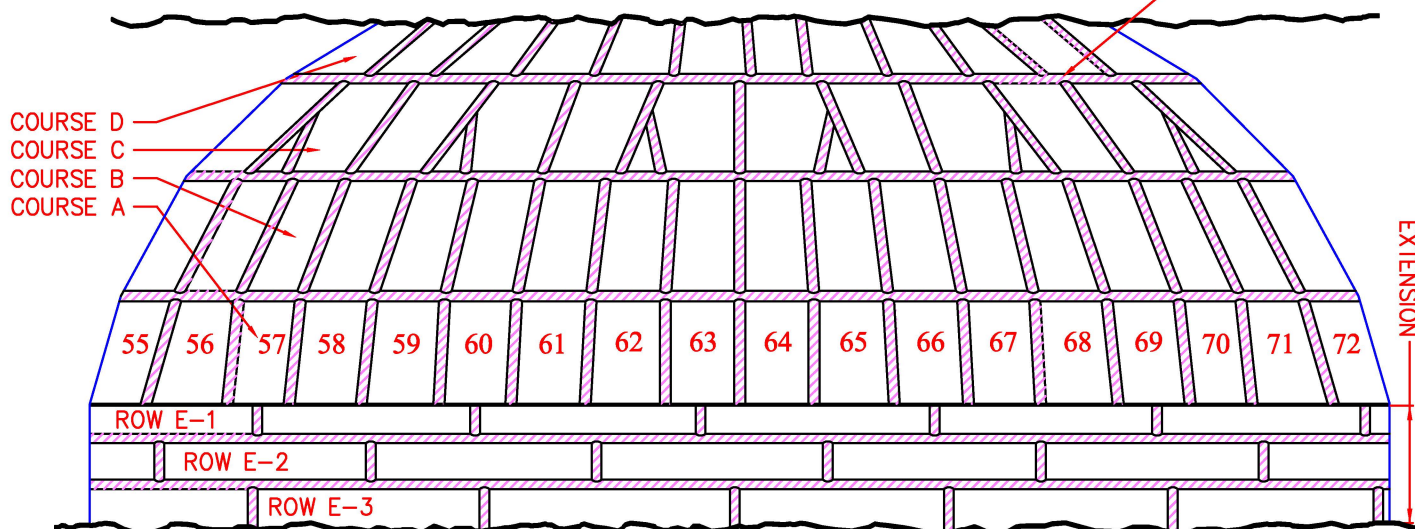
Tank #16 - Quadrants C & D Channel U.T.

QUADRANT C - EXTENSION/UPPER DOME (SECTIONS)




*U.T. Range for all channels
tested: 0.135" - 0.150"*

QUADRANT D - EXTENSION/UPPER DOME (SECTIONS)




*Ultrasonic Thickness Check
Point Pattern carried out on
all channels in Tank #16 at
every 1' 0"*



Drawing is not to scale

TANK #16 - QUADRANT A - SECTION



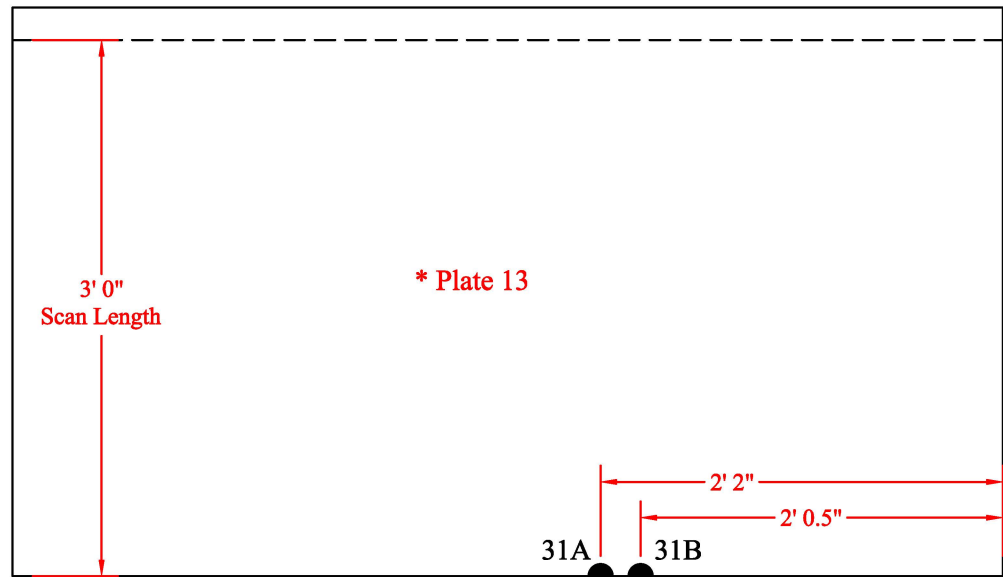
TANK #16 - QUADRANT A FLAW 31
**Nominal Plate Thickness: 0.250"*

Date Inspected/Confirmed: 12/07/2005

Tank Section: Lower Dome
Quadrant: A
Course: 4
Plate #: 13

Thickness:
31A - Pinhole 1/32"Ø
Remaining: 0.175"

31B - Pinhole 1/32"Ø
Remaining: 0.180"



* Hidden lines represent top edges of each vertical scan height which was 3' 0" as per discussed in the quotation.

Drawing is not to scale

3.0 TANK MAPS

Weston Solutions, Inc.

Honolulu, HI

Tank #16 - Quadrant A Flaws 32-33

TANK #16 - QUADRANT A FLAWS 32-33

**Nominal Plate Thickness: 0.250"*

Date Inspected/Confirmed: 12/07/2005

Tank Section: Lower Dome

Quadrant: A

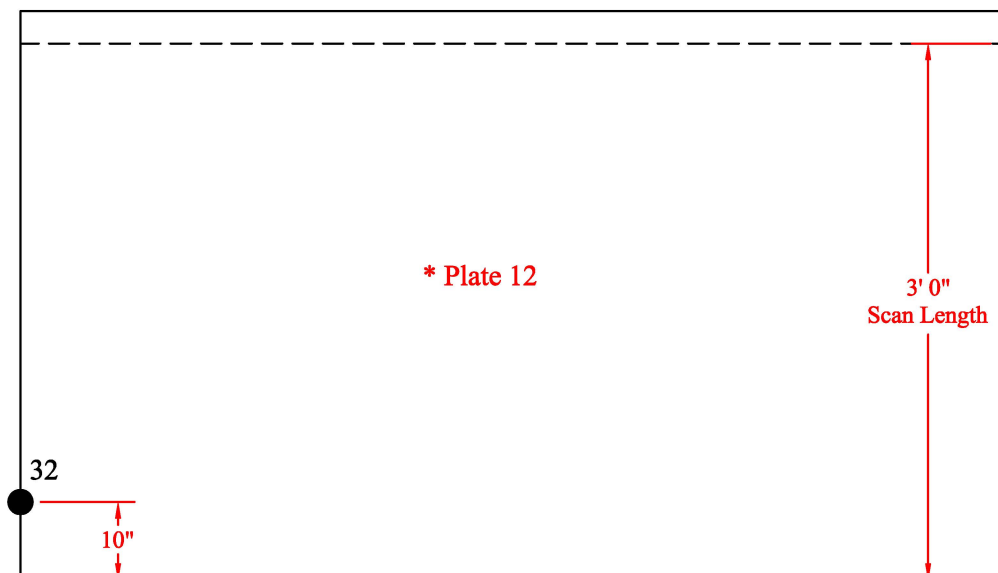
Course: 4

Plate #: 11/12

Thickness:

32 - Pinhole 1/32"Ø

Remaining: 0.190"



Tank Section: Lower Dome

Quadrant: A

Course: 4

Plate #: 8, 9

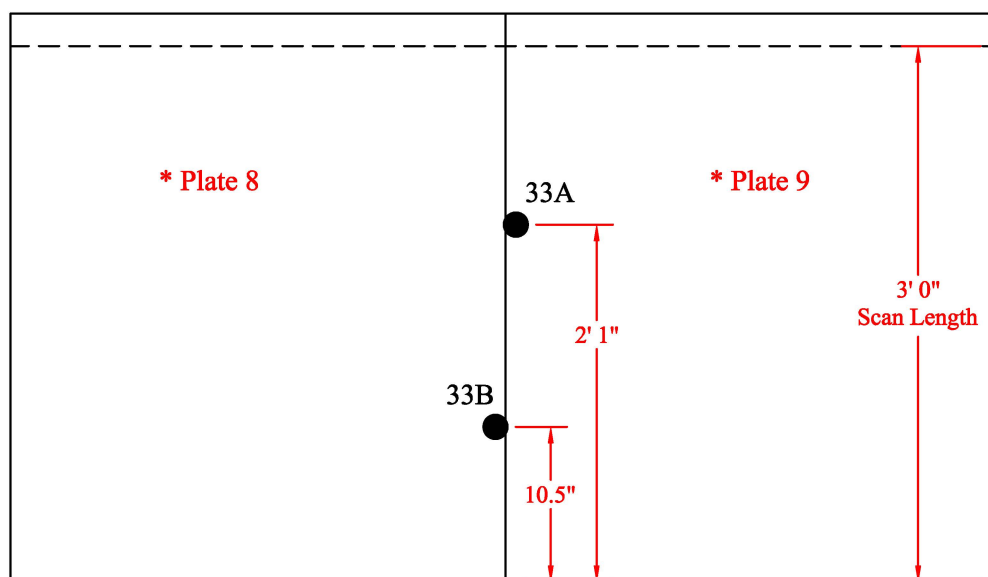
Thickness:

33A - Pinhole 1/32"Ø

Remaining: 0.205"

33B - Pinhole 1/32"Ø

Remaining: 0.215"



* Hidden lines represent top edges of each vertical scan height which was 3' 0" as per discussed in the quotation.

Drawing is not to scale

3.0 TANK MAPS

Weston Solutions, Inc.

Honolulu, HI

Tank #16 - Quadrant A Flaws 356-357

TANK #16 - QUADRANT A FLAWS 356-357

**Nominal Plate Thickness: 0.250"*

Date Inspected/Confirmed: 01/05/2006

Tank Section: Under Catwalk 1

Quadrant: A

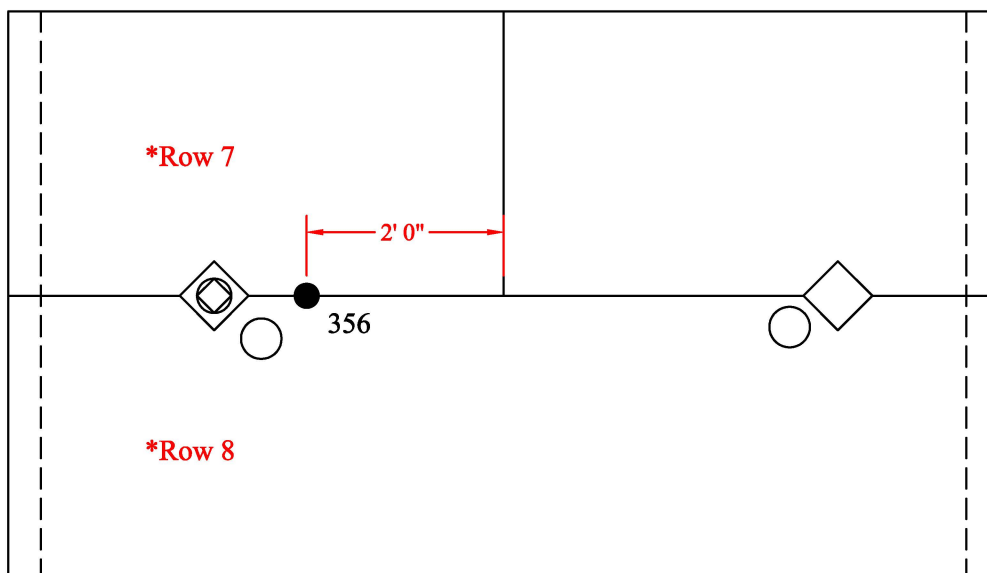
Vertical Drop #:

Row #: 7/8

Thickness:

356 - Pinhole 1/32"Ø

Remaining: 0.190"



Tank Section: Under Catwalk 1

Quadrant: A

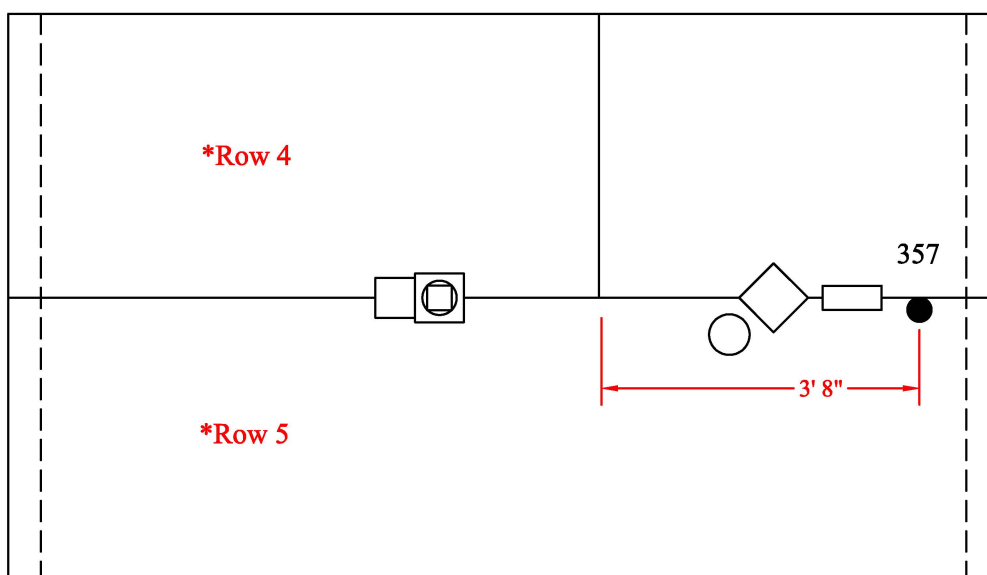
Vertical Drop #:

Row #: 5

Thickness:

357 - Pinhole 1/32"Ø

Remaining: 0.200"



* Hidden lines represent left/right edges of each vertical drop which was the most effective testing approach for the barrel/extension of Tank #16.

Drawing is not to scale

3.0 TANK MAPS

Weston Solutions, Inc.

Honolulu, HI

Tank #16 - Quadrant A Flaws 42-43, 355

TANK #16 - QUADRANT A FLAWS 42-43, 355

**Nominal Plate Thickness: 0.250"*

Date Inspected/Confirmed: 12/07/2005

Tank Section: Under Catwalk 1

Quadrant: A

Vertical Drop #:

Row #: 24

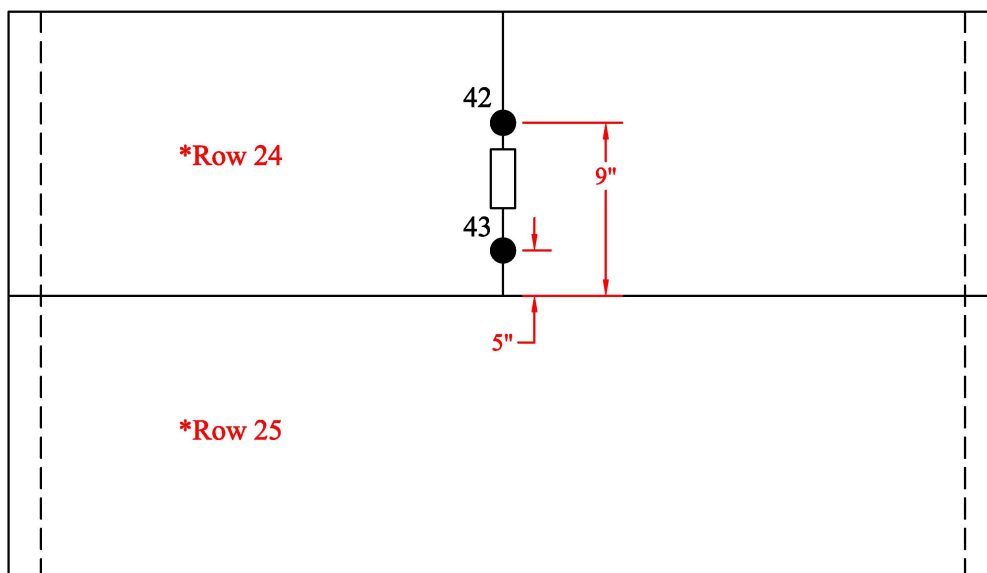
Thickness:

42 - Pinhole 1/32"Ø

Remaining: 0.210"

43 - Pinhole 1/32"Ø

Remaining: 0.220"



Tank Section: Under Catwalk 1

Quadrant: A

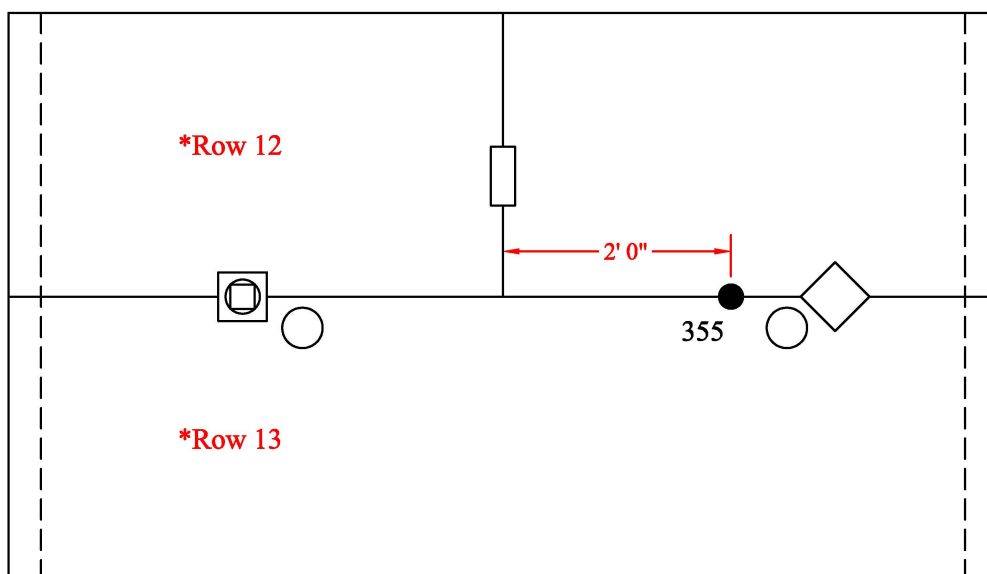
Vertical Drop #:

Row #: 12/13

Thickness:

355 - Pinhole 1/32"Ø

Remaining: 0.185"



* Hidden lines represent left/right edges of each vertical drop which was the most effective testing approach for the barrel/extension of Tank #16.

Drawing is not to scale

3.0 TANK MAPS

Weston Solutions, Inc.

Honolulu, HI

Tank #16 - Quadrant A Flaws 53-54

TANK #16 - QUADRANT A FLAWS 53-54

**Nominal Plate Thickness: 0.250"*

Date Inspected/Confirmed: 12/08/2005

Tank Section: Barrel

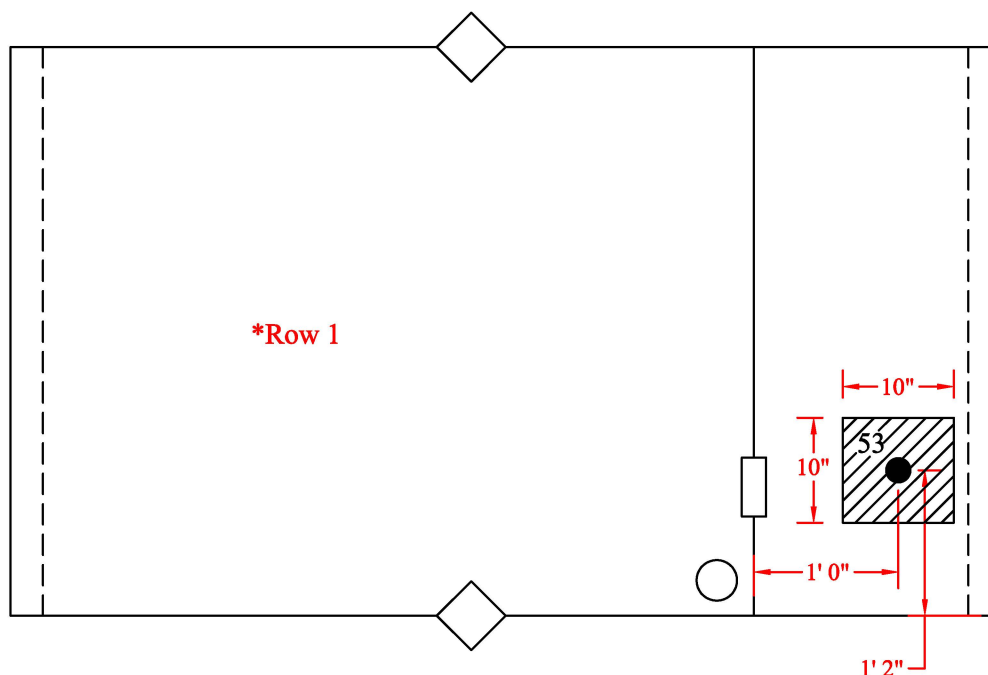
Quadrant: A

Vertical Drop #: 1

Row #: 3

Thickness:

53 - UC 0.150"



Tank Section: Barrel

Quadrant: A

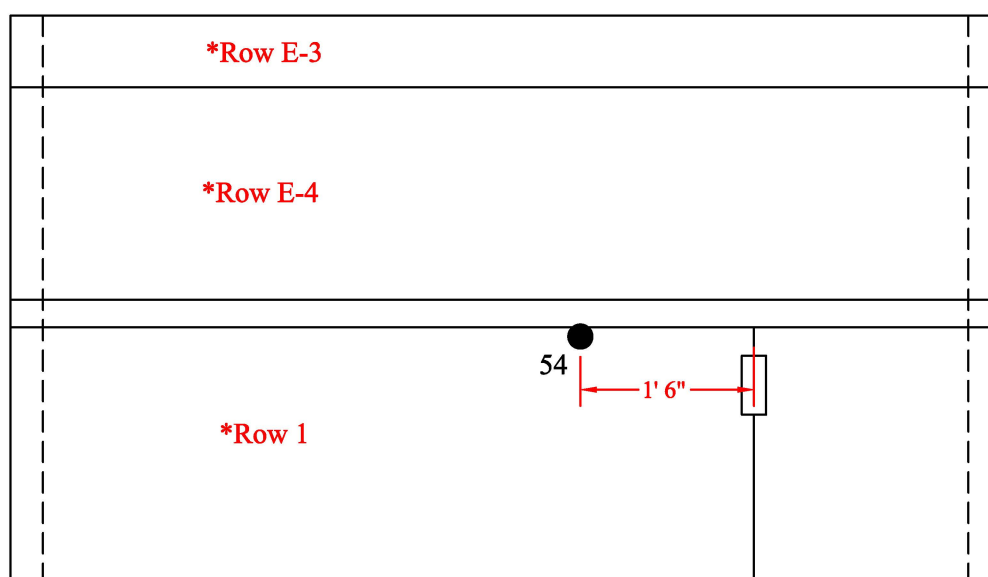
Vertical Drop #: 1

Row #: 1

Thickness:

54 - Pinhole 1/32"Ø

Remaining: 0.190"



* Hidden lines represent left/right edges of each vertical drop which was the most effective testing approach for the barrel/extension of Tank #16.

Drawing is not to scale

3.0 TANK MAPS

Weston Solutions, Inc.

Honolulu, HI

Tank #16 - Quadrant A Flaws 55-57

TANK #16 - QUADRANT A FLAWS 55-57

**Nominal Plate Thickness: 0.250"*

Date Inspected/Confirmed: 12/08/2005

Tank Section: Barrel

Quadrant: A

Vertical Drop #: 2

Row #: 1

Thickness:

55 - Pinhole 1/32"Ø

Inappropriate surface conditions

Shear Wave Testing not feasible

56A - Pinhole 1/32"Ø

Inappropriate surface conditions

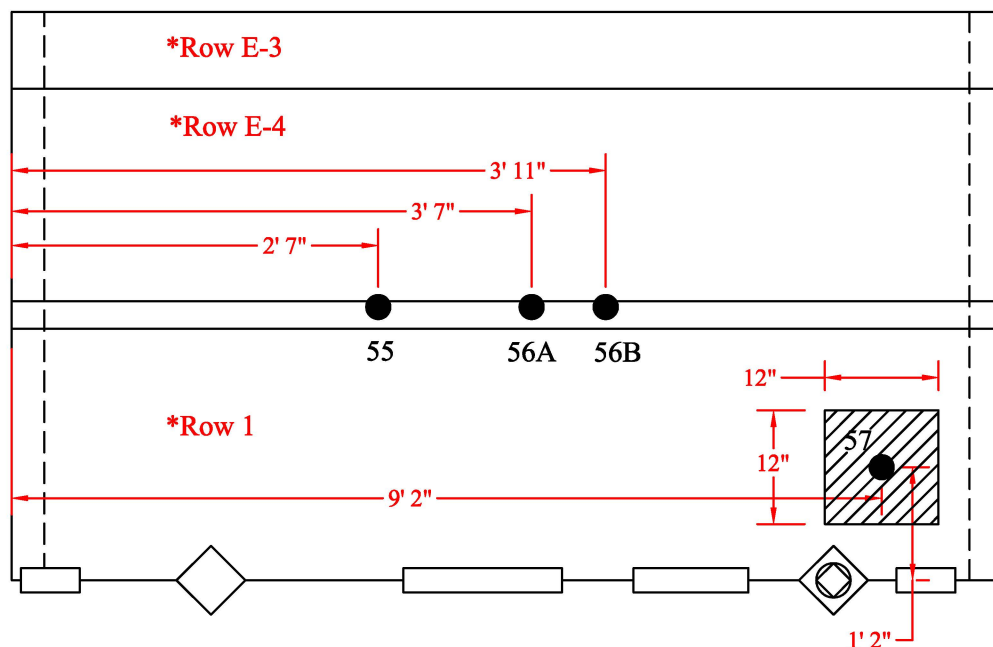
Shear Wave Testing not feasible

56B - Pinhole 1/32"Ø

Inappropriate surface conditions

Shear Wave Testing not feasible

57 - UC 0.190"



* Hidden lines represent left/right edges of each vertical drop which was the most effective testing approach for the barrel/extension of Tank #16.

Drawing is not to scale

3.0 TANK MAPS

Weston Solutions, Inc.

Honolulu, HI

Tank #16 - Quadrant A Flaws 69-70

TANK #16 - QUADRANT A FLAWS 69-70

**Nominal Plate Thickness: 0.250"*

Date Inspected/Confirmed: 12/12/2005

Tank Section: Barrel

Quadrant: A

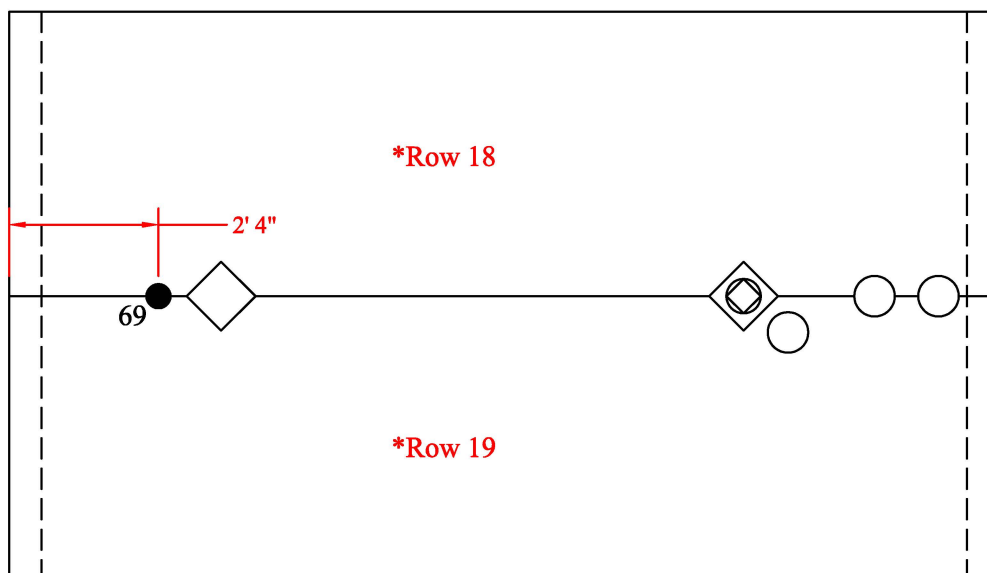
Vertical Drop #: 2

Row #: 18/19

Thickness:

69 - Pinhole 1/32"Ø

Remaining: 0.210"



Tank Section: Barrel

Quadrant: A

Vertical Drop #: 2

Row #: 20

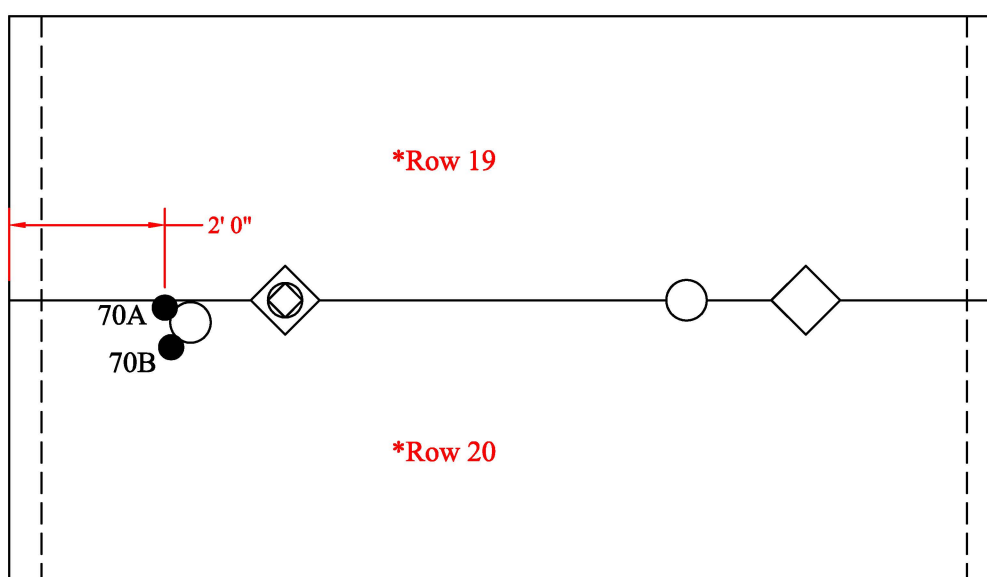
Thickness:

70A - Pinhole 1/32"Ø

Remaining: 0.205"

70B - Pinhole 1/32"Ø @ 7:00

Remaining: 0.230"



* Hidden lines represent left/right edges of each vertical drop which was the most effective testing approach for the barrel/extension of Tank #16.

Drawing is not to scale

3.0 TANK MAPS

Weston Solutions, Inc.

Honolulu, HI

Tank #16 - Quadrant A Flaws 71-72

TANK #16 - QUADRANT A FLAWS 71-72

**Nominal Plate Thickness: 0.250"*

Date Inspected/Confirmed: 12/12/2005

Tank Section: Barrel

Quadrant: A

Vertical Drop #: 3

Row #: 25

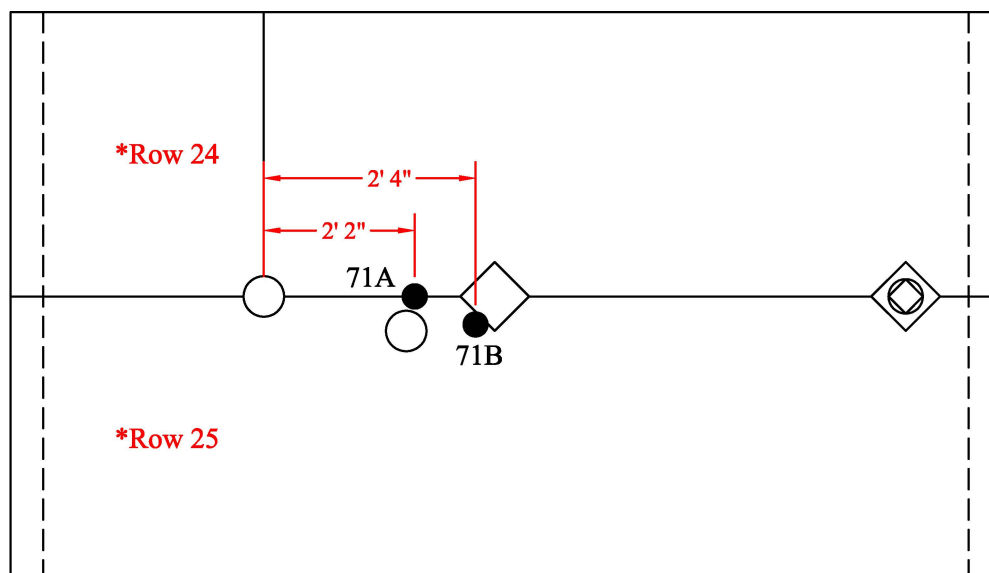
Thickness:

71A - Pinhole 1/32"Ø

Remaining: 0.230"

71B - Pinhole 1/32"Ø

Remaining: 0.200"



Tank Section: Barrel

Quadrant: A

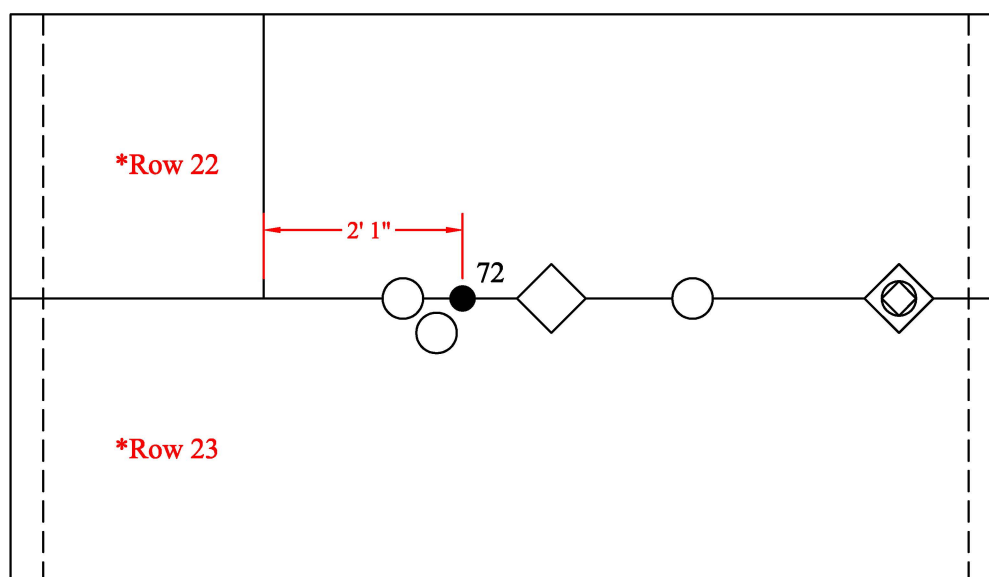
Vertical Drop #: 3

Row #: 23

Thickness:

72 - Pinhole 1/32"Ø

Remaining: 0.210"



* Hidden lines represent left/right edges of each vertical drop which was the most effective testing approach for the barrel/extension of Tank #16.

Drawing is not to scale

Tank #16 - Quadrant A Flaws 74-75

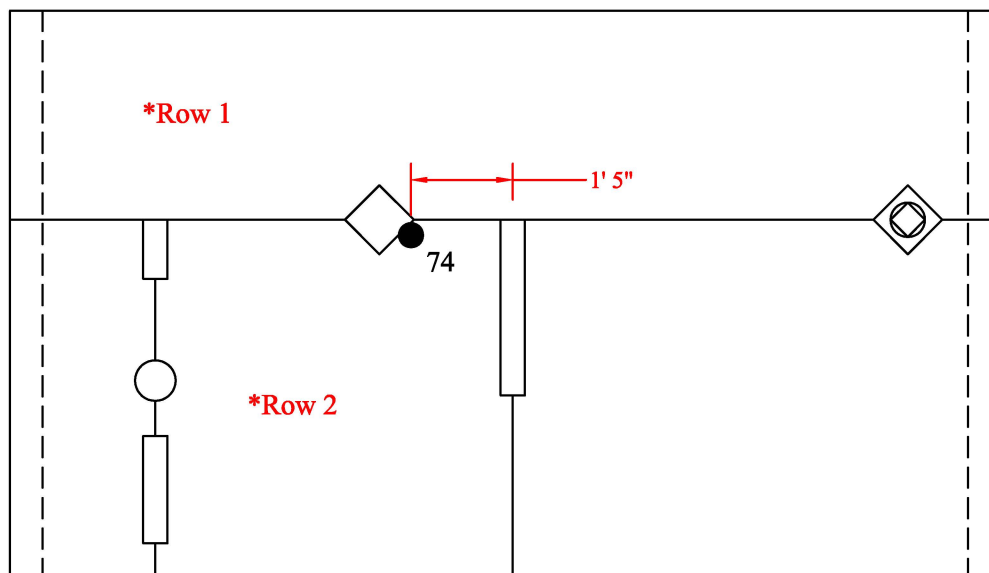
TANK #16 - QUADRANT A FLAWS 74-75

****Nominal Plate Thickness: 0.250"***

Date Inspected/Confirmed: 12/12/2005

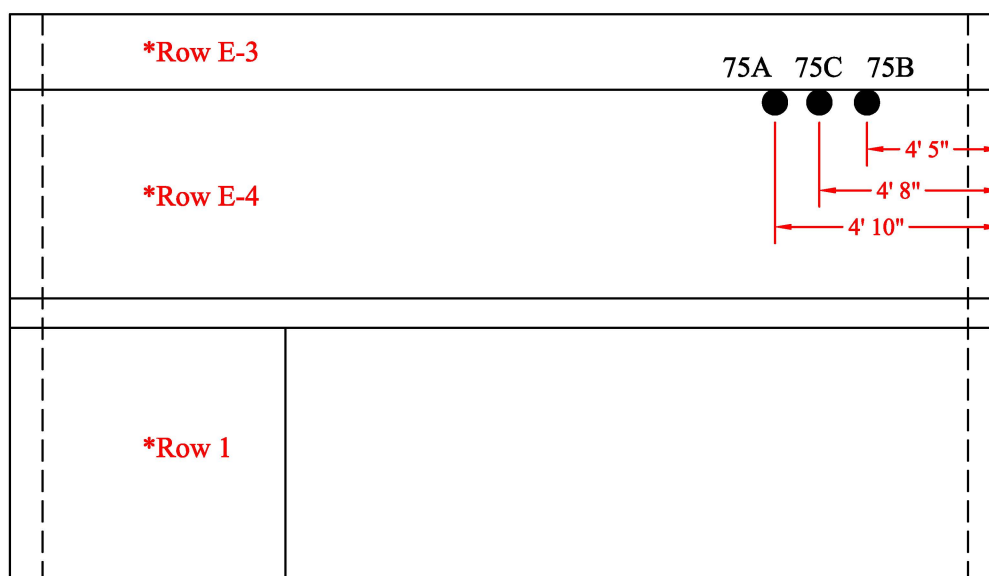
Tank Section: Barrel
Quadrant: A
Vertical Drop #: 3
Row #: 2

Thickness:
74 - Pinhole 1/32"Ø
Remaining: 0.210"



Tank Section: Expansion Joint
Quadrant: A
Vertical Drop #: 4
Row #: E-4

Thickness:
75A - Pinhole 1/32"Ø
Remaining: 0.200"
75B - Pinhole 1/32"Ø
Remaining: 0.230"
75C - Lack of Fusion
Remaining: 0.150"



* Hidden lines represent left/right edges of each vertical drop which was the most effective testing approach for the barrel/extension of Tank #16.

Drawing is not to scale

3.0 TANK MAPS

Weston Solutions, Inc.

Honolulu, HI

Tank #16 - Quadrant A Flaws 89-90

TANK #16 - QUADRANT A FLAWS 89-90

**Nominal Plate Thickness: 0.250"*

Date Inspected/Confirmed: 12/13/2005

Tank Section: Barrel

Quadrant: A

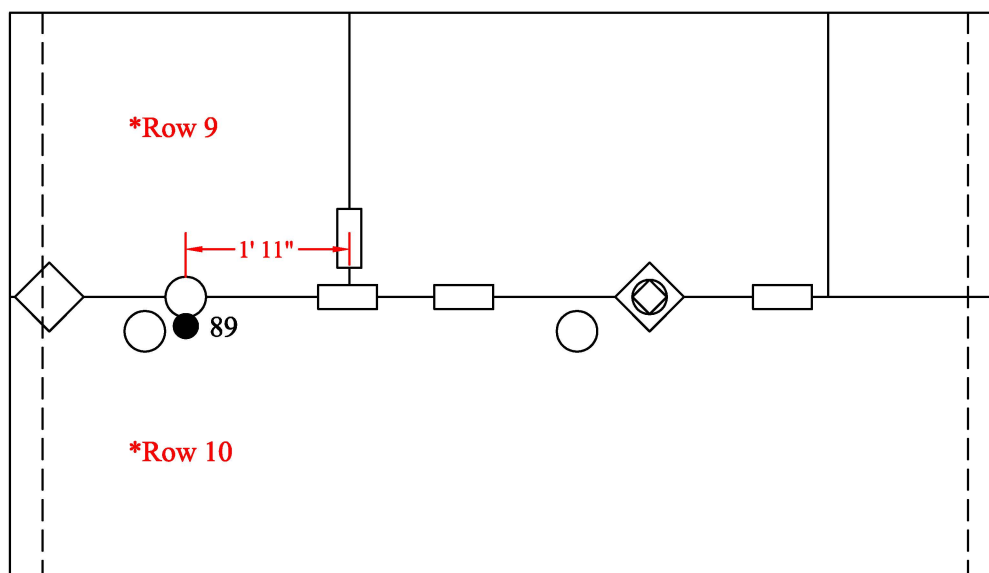
Vertical Drop #: 4

Row #: 10

Thickness:

89 - Pinhole 1/32"Ø @ 6:00

Remaining: 0.230"



Tank Section: Barrel

Quadrant: A

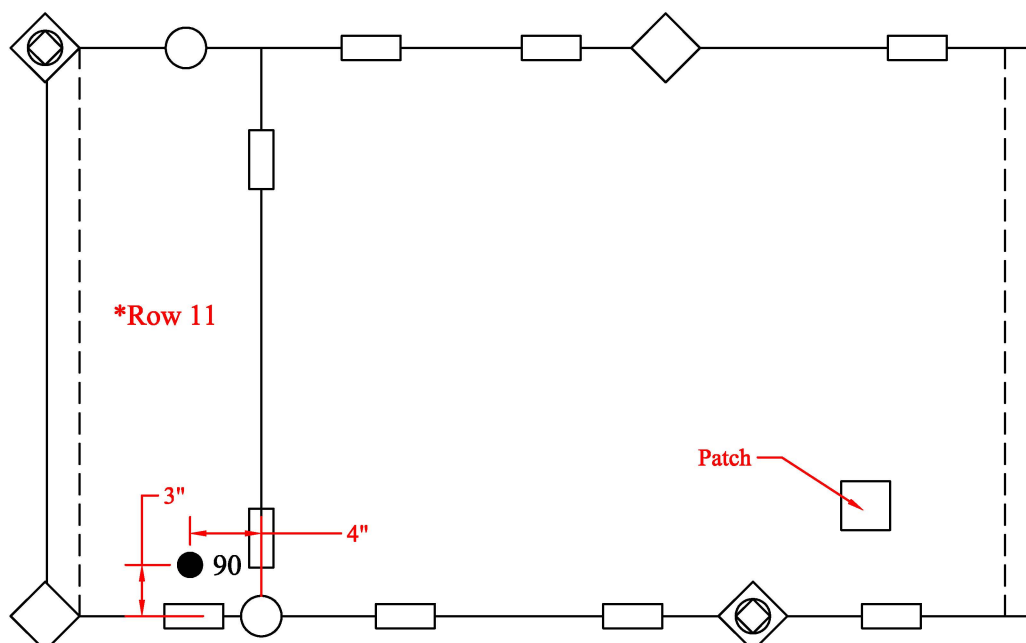
Vertical Drop #: 4

Row #: 11

Thickness:

90 - Pinhole 1/32"Ø

Remaining: 0.230"



* Hidden lines represent left/right edges of each vertical drop which was the most effective testing approach for the barrel/extension of Tank #16.

Drawing is not to scale

3.0 TANK MAPS

Weston Solutions, Inc.

Honolulu, HI

Tank #16 - Quadrant A Flaws 86-88

TANK #16 - QUADRANT A FLAWS 86-88

**Nominal Plate Thickness: 0.250"*

Date Inspected/Confirmed: 12/13/2005

Tank Section: Barrel

Quadrant: A

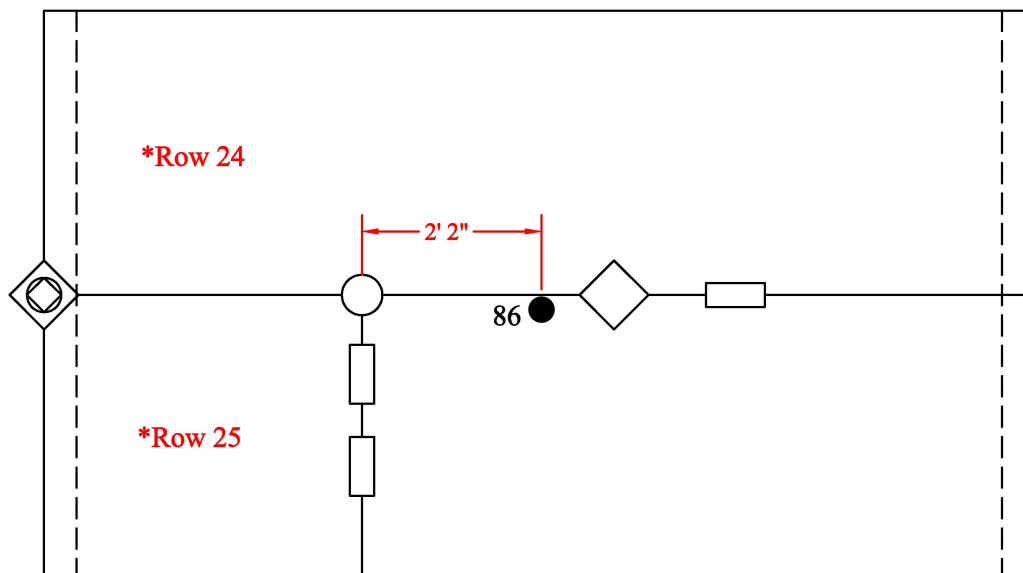
Vertical Drop #: 4

Row #: 25

Thickness:

86 - Pinhole 1/32"Ø

Remaining: 0.190"



Tank Section: Barrel

Quadrant: A

Vertical Drop #: 4

Row #: 28

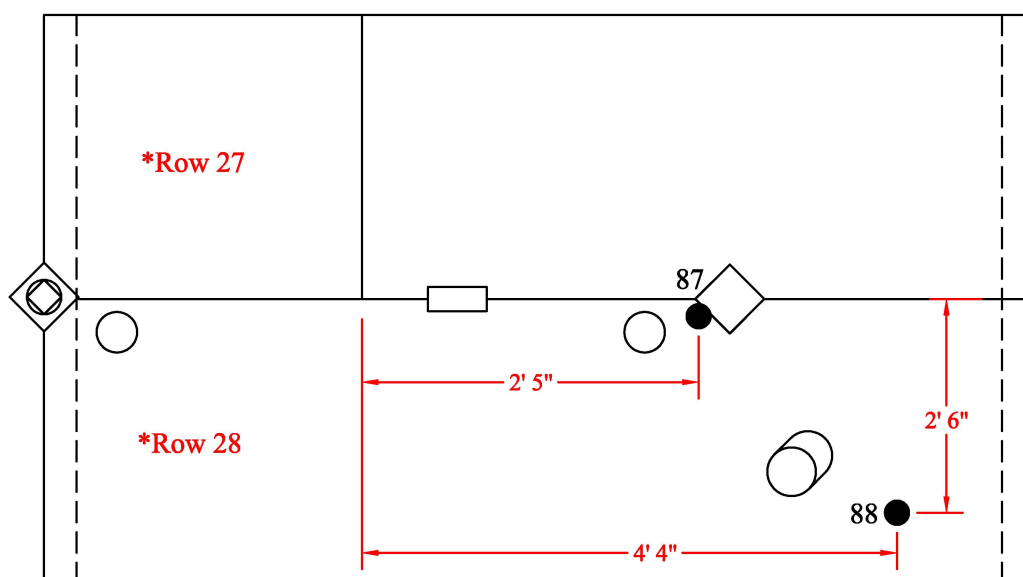
Thickness:

87 - Pinhole 1/32"Ø

Remaining: 0.230"

88 - Pinhole 1/32"Ø

Remaining: 0.190"



* Hidden lines represent left/right edges of each vertical drop which was the most effective testing approach for the barrel/extension of Tank #16.

Drawing is not to scale

3.0 TANK MAPS

Weston Solutions, Inc.

Honolulu, HI

Tank #16 - Quadrant A Flaws 129-130

TANK #16 - QUADRANT A FLAWS 129-130

**Nominal Plate Thickness: 0.250"*

Date Inspected/Confirmed: 12/14/2005

Tank Section: Barrel

Quadrant: A

Vertical Drop #: 6

Row #: 4

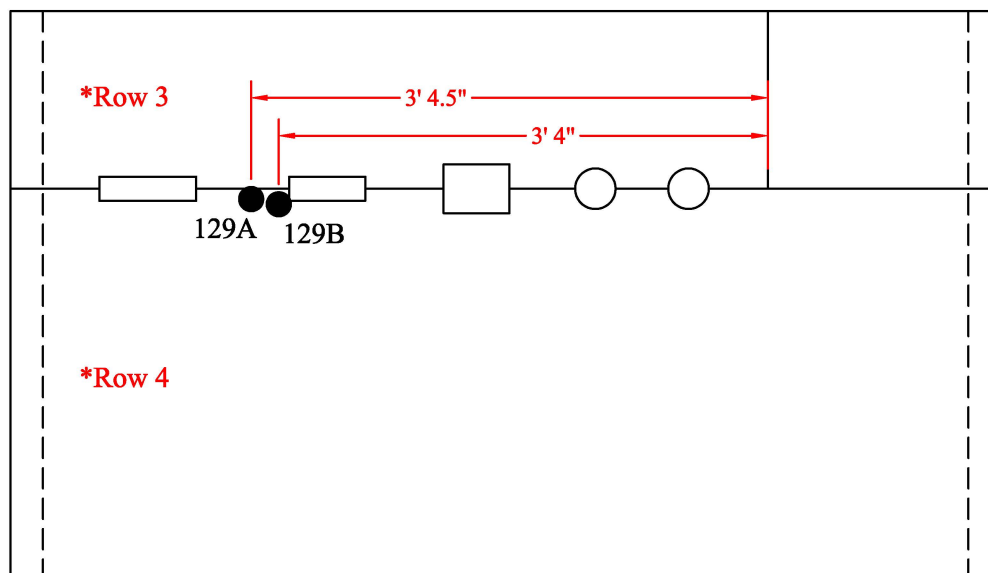
Thickness:

129A - Pinhole 1/32"Ø

Remaining: 0.225"

129B - Pinhole 1/32"Ø

Remaining: 0.225"



Tank Section: Barrel

Quadrant: A

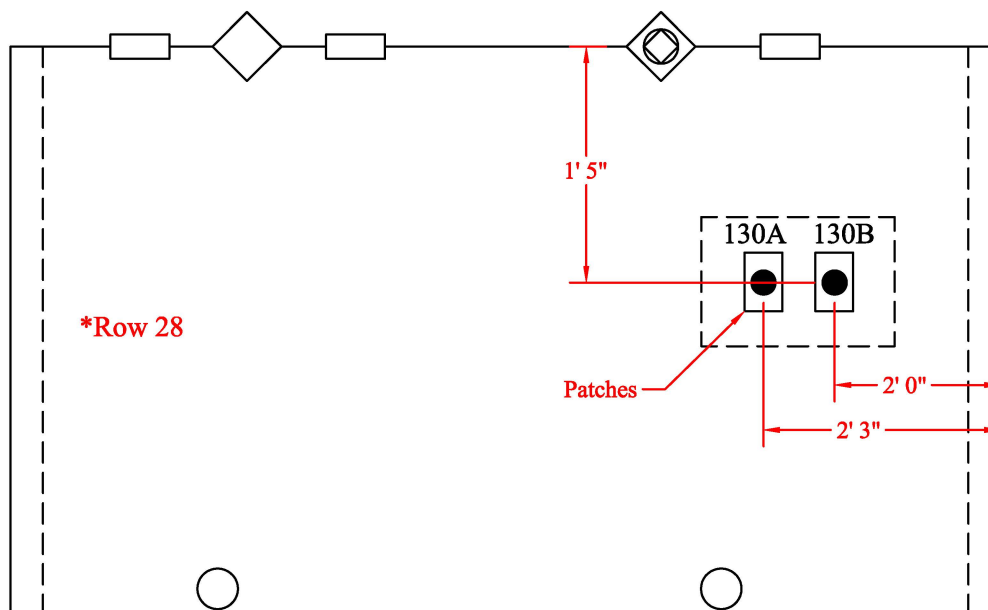
Vertical Drop #: 7

Row #: 28

Thickness:

130A - UC 0.190"

130B - UC 0.190"



* Hidden lines represent left/right edges of each vertical drop which was the most effective testing approach for the barrel/extension of Tank #16.

Drawing is not to scale

3.0 TANK MAPS

Weston Solutions, Inc.

Honolulu, HI

Tank #16 - Quadrant A Flaws 162-164

TANK #16 - QUADRANT A FLAWS 162-164

**Nominal Plate Thickness: 0.250"*

Date Inspected/Confirmed: 12/15/2005

Tank Section: Barrel

Quadrant: A

Vertical Drop #: 7

Row #: 2

Thickness:

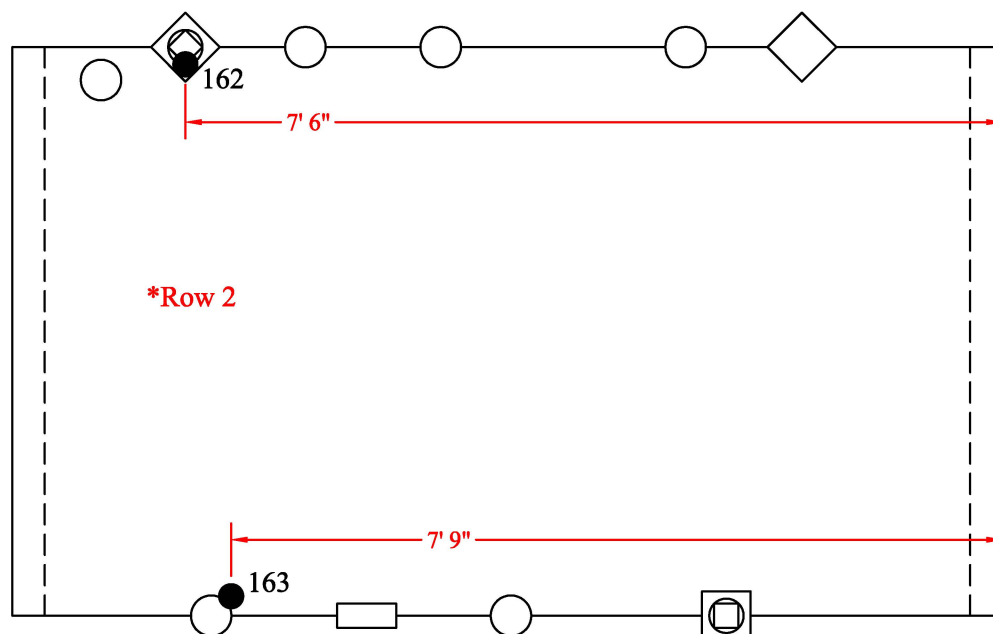
162 - Pinhole 1/32"Ø

Inappropriate surface conditions

Shear Wave Testing not feasible

163 - Pinhole 1/32"Ø

Remaining: 0.210"



Tank Section: Barrel

Quadrant: A

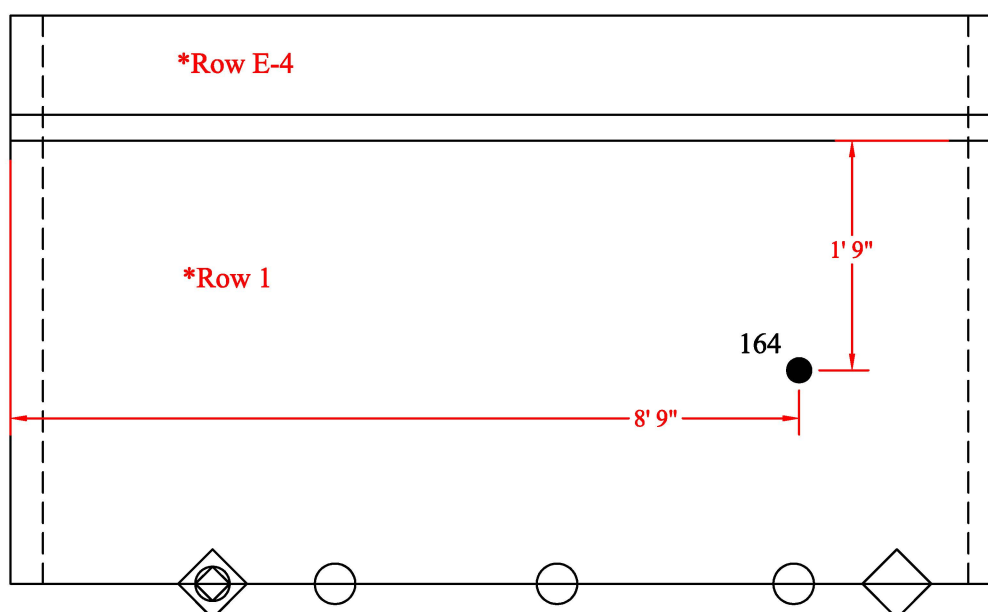
Vertical Drop #: 7

Row #: 1

Thickness:

164 - TS Gouge

Remaining: 0.150"



* Hidden lines represent left/right edges of each vertical drop which was the most effective testing approach for the barrel/extension of Tank #16.

Drawing is not to scale

3.0 TANK MAPS

Weston Solutions, Inc.

Honolulu, HI

Tank #16 - Quadrant A Flaws 165 - 167

TANK #16 - QUADRANT A FLAWS 165 - 167

**Nominal Plate Thickness: 0.250"*

Date Inspected/Confirmed: 12/15/2005

Tank Section: Barrel

Quadrant: A

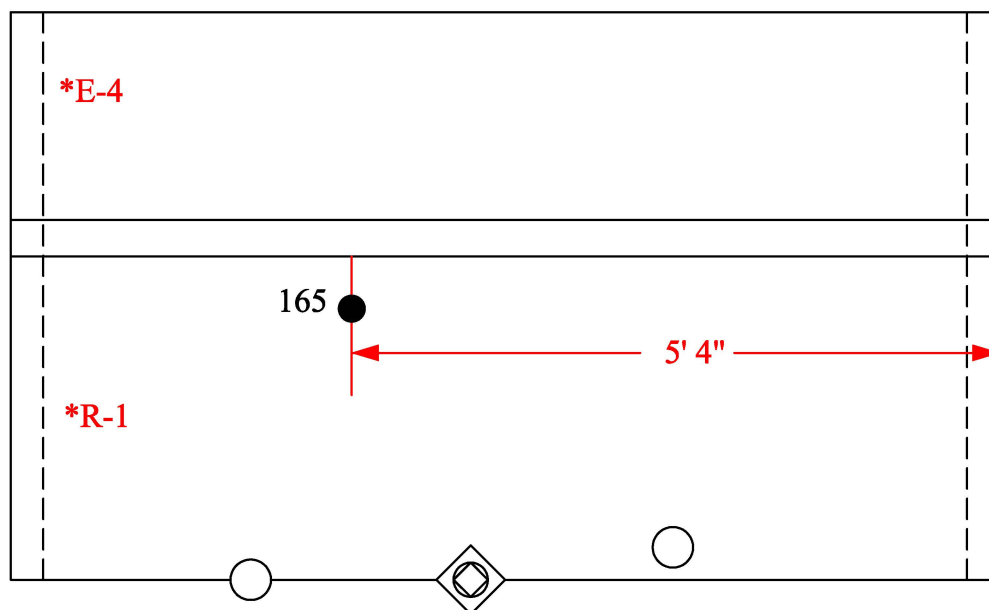
Vertical Drop #: 8

Row #: 1

Thickness:

165 - T.S. Gouge

Remaining: 0.200"



Tank Section: Barrel

Quadrant: A

Vertical Drop #: 8

Row #: 6

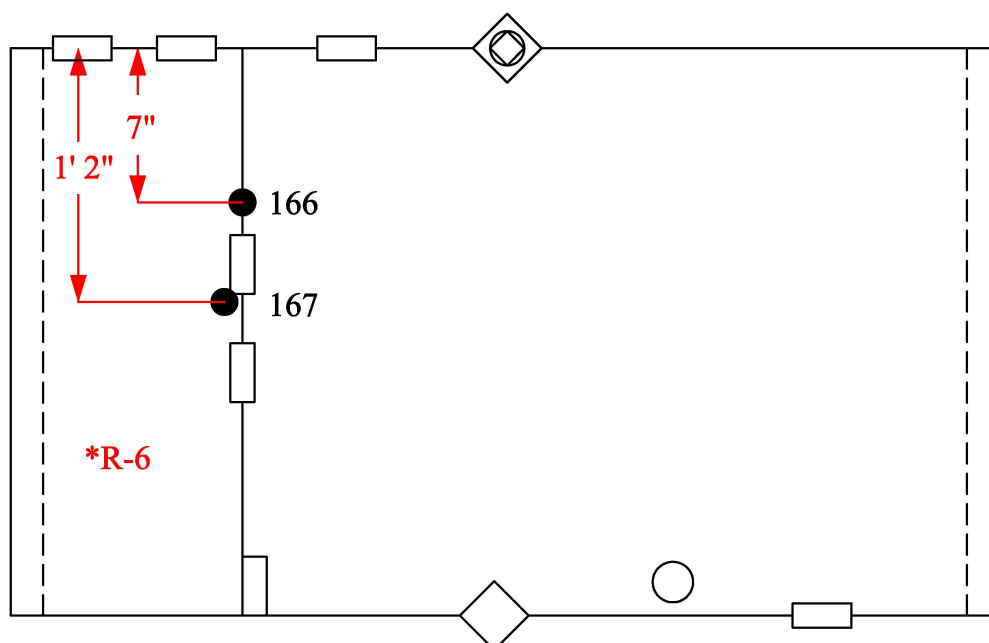
Thickness:

166 - Pinhole 1/32"Ø

Remaining: 0.210"

167 - Pinhole 1/32"Ø

Remaining: 0.230"



* Hidden lines represent left/right edges of each vertical drop which was the most effective testing approach for the barrel/extension of Tank #16.

Drawing is not to scale

3.0 TANK MAPS

Weston Solutions, Inc.

Honolulu, HI

Tank #16 - Quadrant A Flaws 168-169

TANK #16 - QUADRANT A FLAWS 168-169

**Nominal Plate Thickness: 0.250"*

Date Inspected/Confirmed: 12/15/2005

Tank Section: Barrel

Quadrant: A

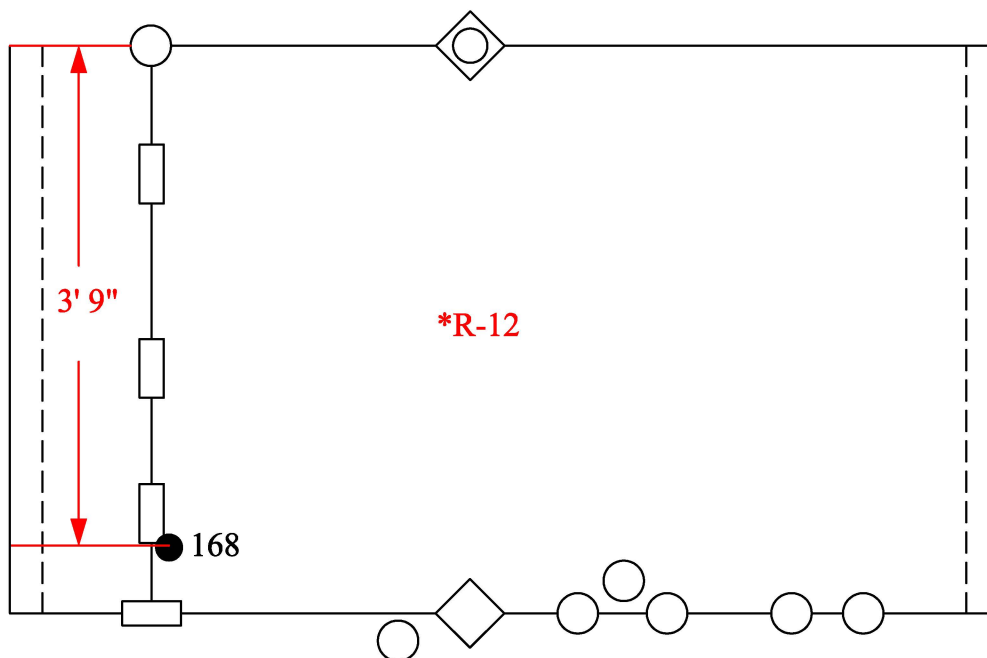
Vertical Drop #: 8

Row #: 12

Thickness:

168 - Pinhole 1/32"Ø

Remaining: 0.225"



Tank Section: Barrel

Quadrant: A

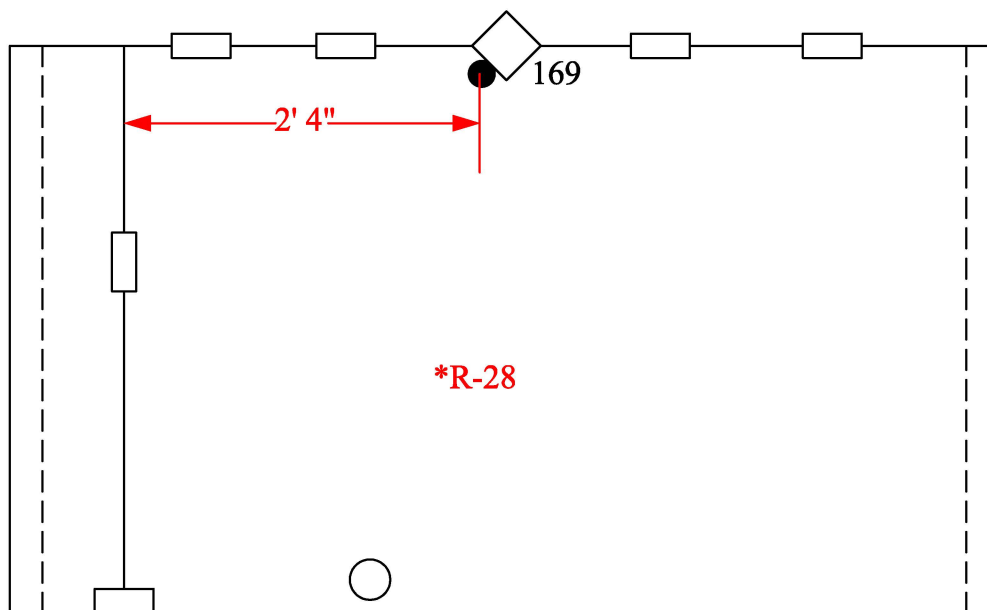
Vertical Drop #: 8

Row #: 28

Thickness:

169 - Pinhole 1/32"Ø

Remaining: 0.200"



* Hidden lines represent left/right edges of each vertical drop which was the most effective testing approach for the barrel/extension of Tank #16.

Drawing is not to scale

Tank #16 - Quadrant A Flaws 170 - 171

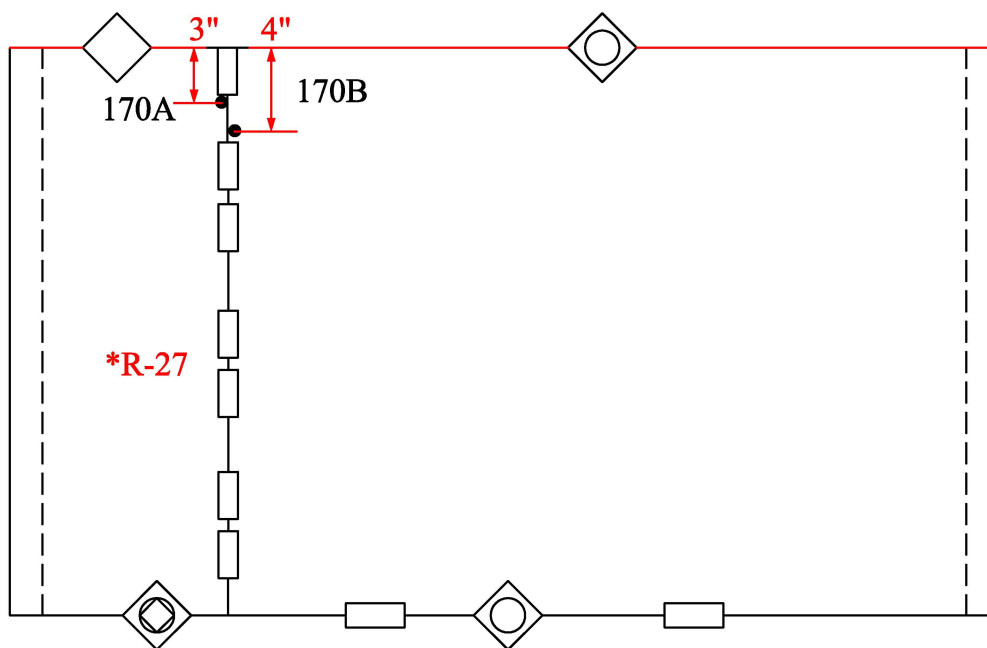
TANK #16 - QUADRANT A FLAWS 170 - 171

***Nominal Plate Thickness: 0.250"**

Date Inspected/Confirmed: 12/15/2005

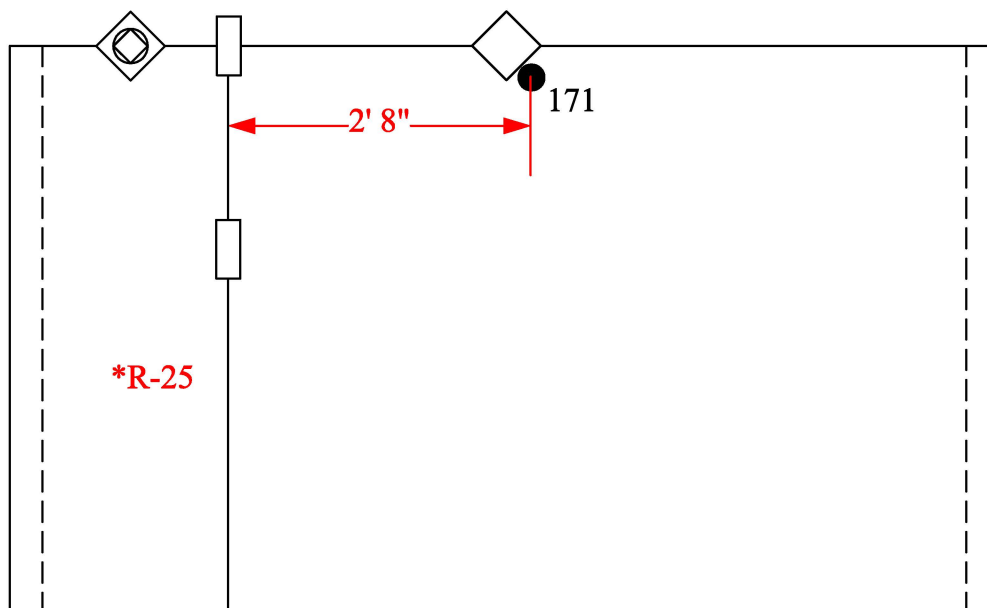
Tank Section: Barrel
Quadrant: A
Vertical Drop #: 9
Row #: 27

Thickness:
170A - Pinhole 1/32"Ø
Remaining: 0.225"
170B - Pinhole 1/32"Ø
Remaining: 0.220"



Tank Section: Barrel
Quadrant: A
Vertical Drop #: 9
Row #: 25

Thickness:
171 - Pinhole 1/32"Ø
Remaining: 0.190"



* Hidden lines represent left/right edges of each vertical drop which was the most effective testing approach for the barrel/extension of Tank #16.

Drawing is not to scale

3.0 TANK MAPS

Weston Solutions, Inc.

Honolulu, HI

Tank #16 - Quadrant A Flaw 172

TANK #16 - QUADRANT A FLAW 172

**Nominal Plate Thickness: 0.250"*

Date Inspected/Confirmed: 12/15/2005

Tank Section: Barrel

Quadrant: A

Vertical Drop #: 9

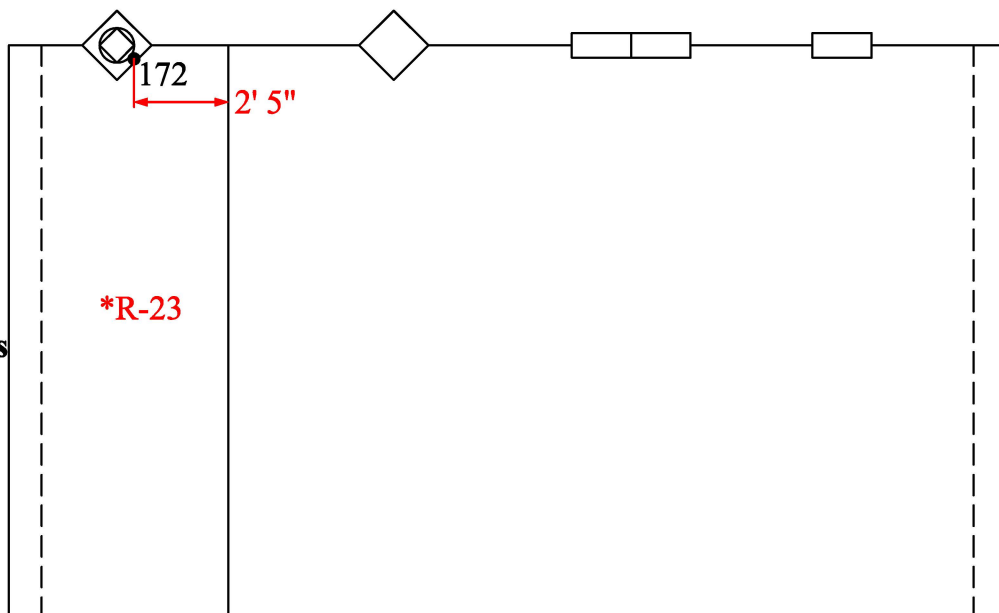
Row #: 23

Thickness:

172 - Pinhole 1/32"Ø

Inappropriate surface conditions

Shear Wave Testing not feasible



* Hidden lines represent left/right edges of each vertical drop which was the most effective testing approach for the barrel/extension of Tank #16.

Drawing is not to scale

3.0 TANK MAPS

Weston Solutions, Inc.

Honolulu, HI

Tank #16 - Quadrant A Flaws 197-198

TANK #16 - QUADRANT A FLAWS 197-198

**Nominal Plate Thickness: 0.250"*

Date Inspected/Confirmed: 12/19/2005

Tank Section: Barrel

Quadrant: A

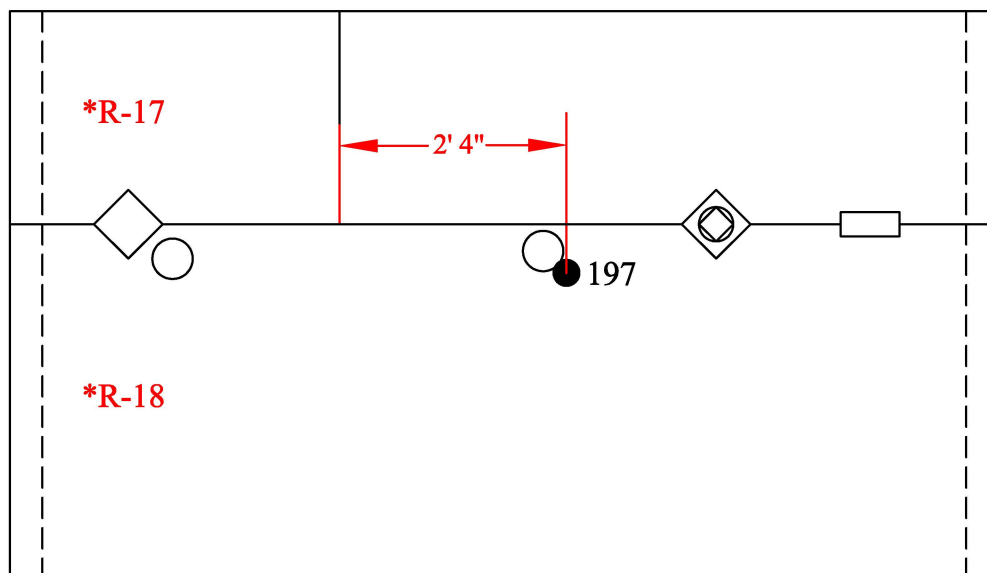
Vertical Drop #: 9

Row #: 18

Thickness:

197 - Pinhole 1/32"Ø

Remaining: 0.230"



Tank Section: Barrel

Quadrant: A

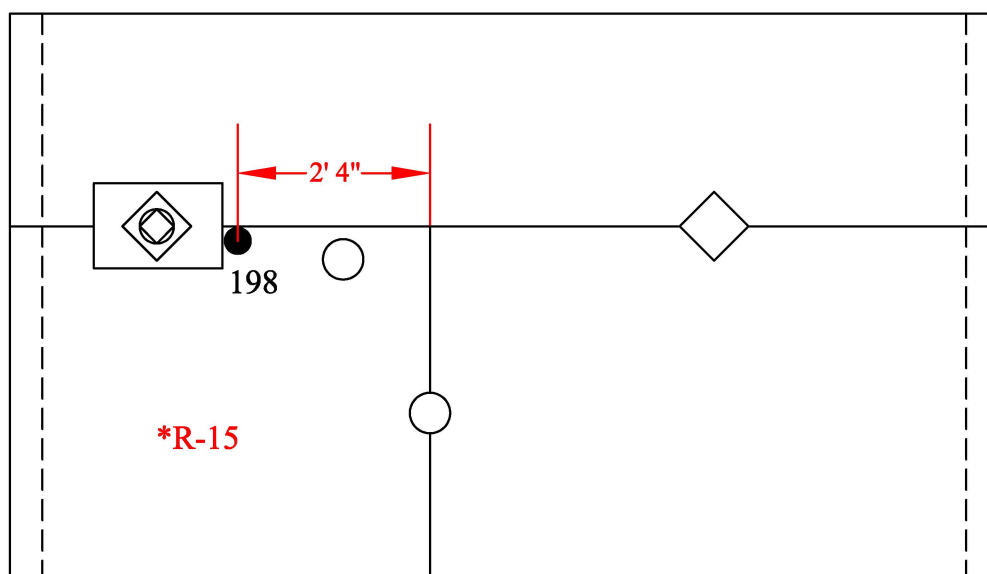
Vertical Drop #: 9

Row #: 15

Thickness:

198 - Pinhole 1/32"Ø

Remaining: 0.180"



* Hidden lines represent left/right edges of each vertical drop which was the most effective testing approach for the barrel/extension of Tank #16.

Drawing is not to scale

3.0 TANK MAPS

Weston Solutions, Inc.

Honolulu, HI

Tank #16 - Quadrant A Flaws 199-200

TANK #16 - QUADRANT A FLAWS 199-200

**Nominal Plate Thickness: 0.250"*

Date Inspected/Confirmed: 12/19/2005

Tank Section: Barrel

Quadrant: A

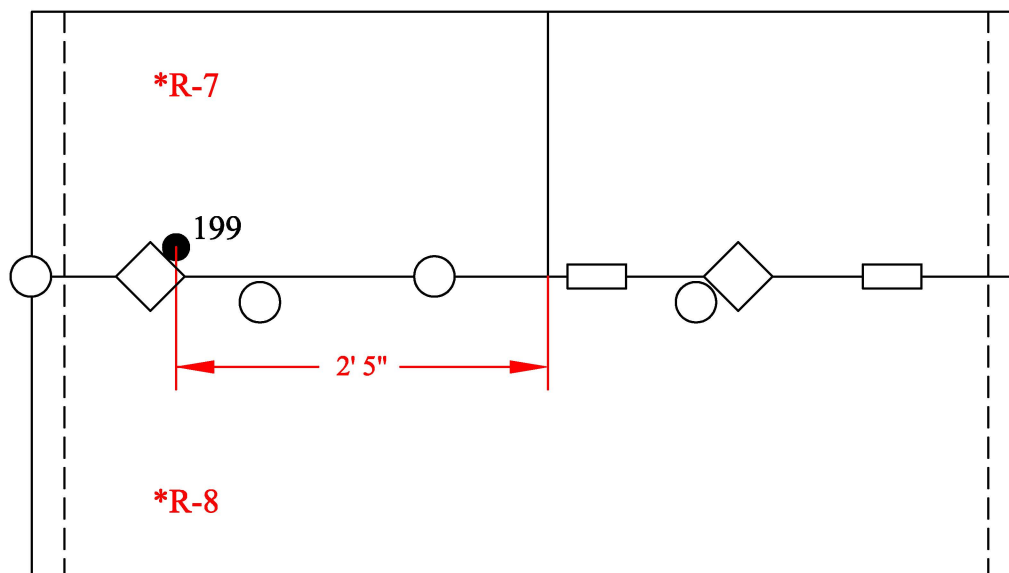
Vertical Drop #: 9

Row #: 7

Thickness:

199 - Pinhole 1/32"Ø

Remaining: 0.210"



Tank Section: Barrel

Quadrant: A

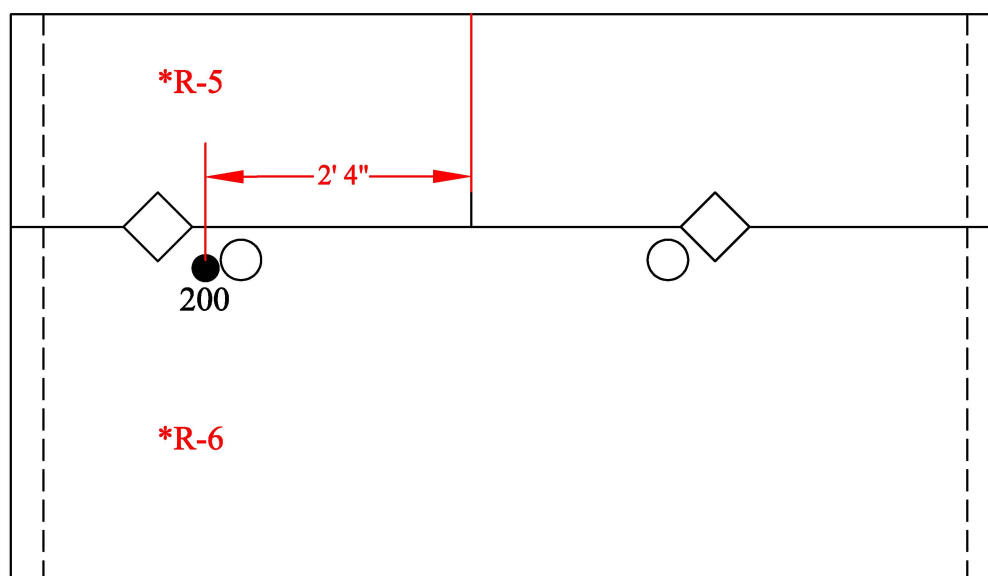
Vertical Drop #: 9

Row #: 6

Thickness:

200 - Pinhole 1/32"Ø

Remaining: 0.185"



* Hidden lines represent left/right edges of each vertical drop which was the most effective testing approach for the barrel/extension of Tank #16.

Drawing is not to scale

3.0 TANK MAPS

Weston Solutions, Inc.

Honolulu, HI

Tank #16 - Quadrant A Flaws 201-202

TANK #16 - QUADRANT A FLAWS 201-202

**Nominal Plate Thickness: 0.250"*

Date Inspected/Confirmed: 12/19/2005

Tank Section: Barrel

Quadrant: A

Vertical Drop #: 9

Row #: 4

Thickness:

201A - Pinhole 1/32"Ø

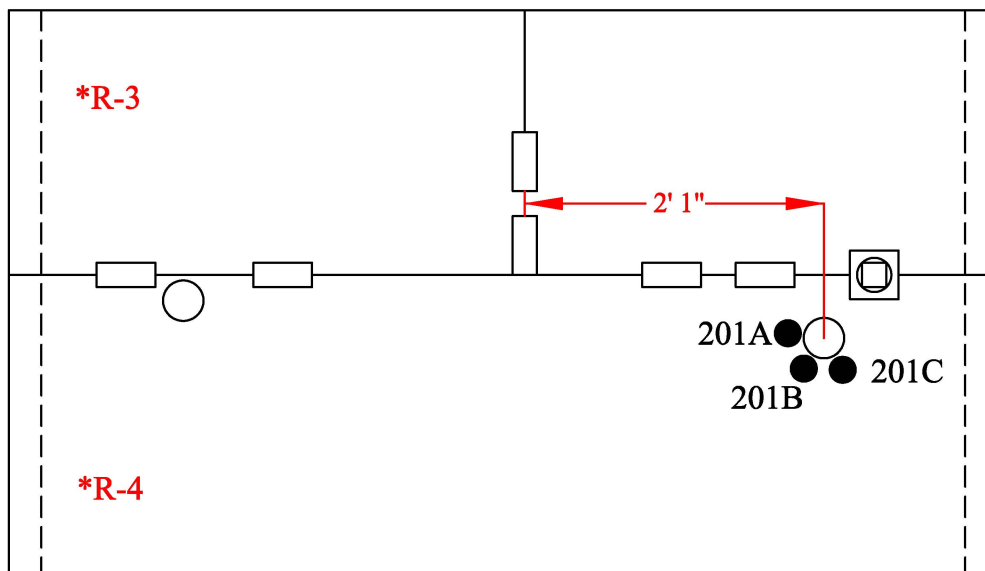
Remaining: 0.190"

201B - Pinhole 1/32"Ø

Remaining: 0.230"

201C - Pinhole 1/32"Ø

Remaining: 0.225"



Tank Section: Barrel

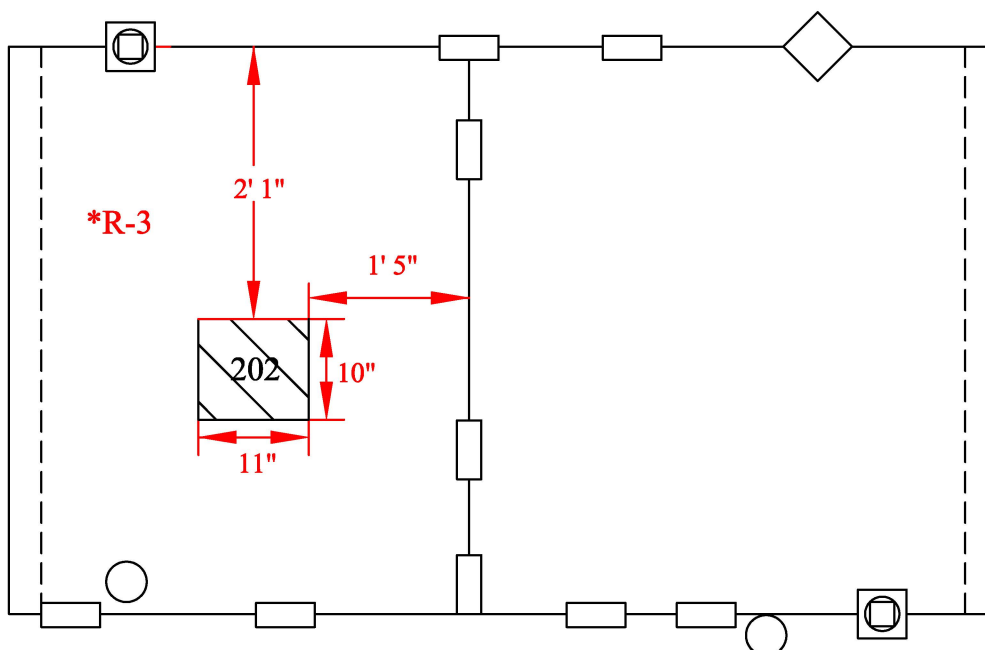
Quadrant: A

Vertical Drop #: 9

Row #: 3

Thickness:

202 - UC 0.170"



* Hidden lines represent left/right edges of each vertical drop which was the most effective testing approach for the barrel/extension of Tank #16.

Drawing is not to scale

3.0 TANK MAPS

Weston Solutions, Inc.

Honolulu, HI

Tank #16 - Quadrant A Flaws 203-206

TANK #16 - QUADRANT A FLAWS 203-206

**Nominal Plate Thickness: 0.250"*

Date Inspected/Confirmed: 12/19/2005

Tank Section: Barrel

Quadrant: A

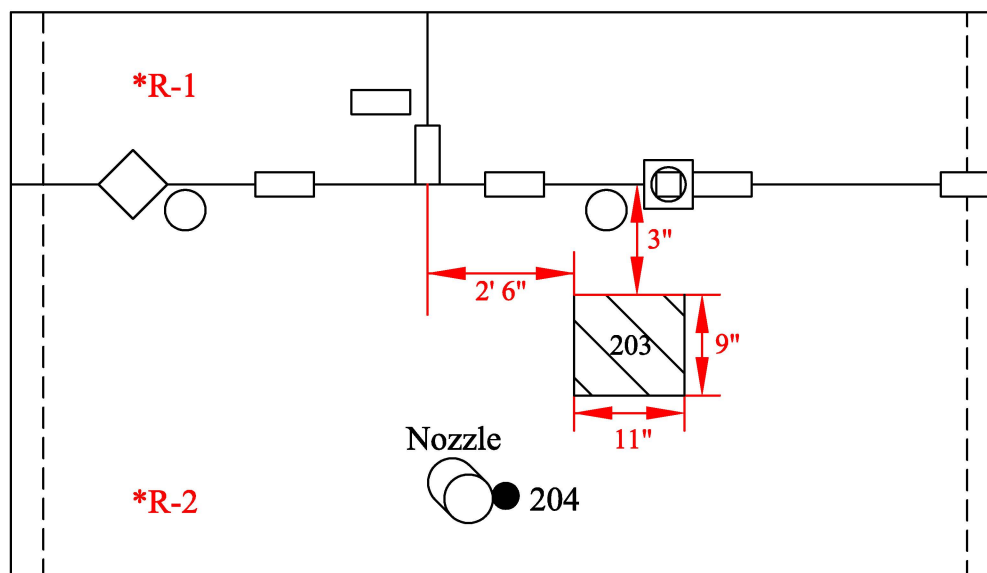
Vertical Drop #: 9

Row #: 2

Thickness:

203 - UC 0.110"

204 - UC 0.210"



Tank Section: Barrel

Quadrant: A

Vertical Drop #: 9

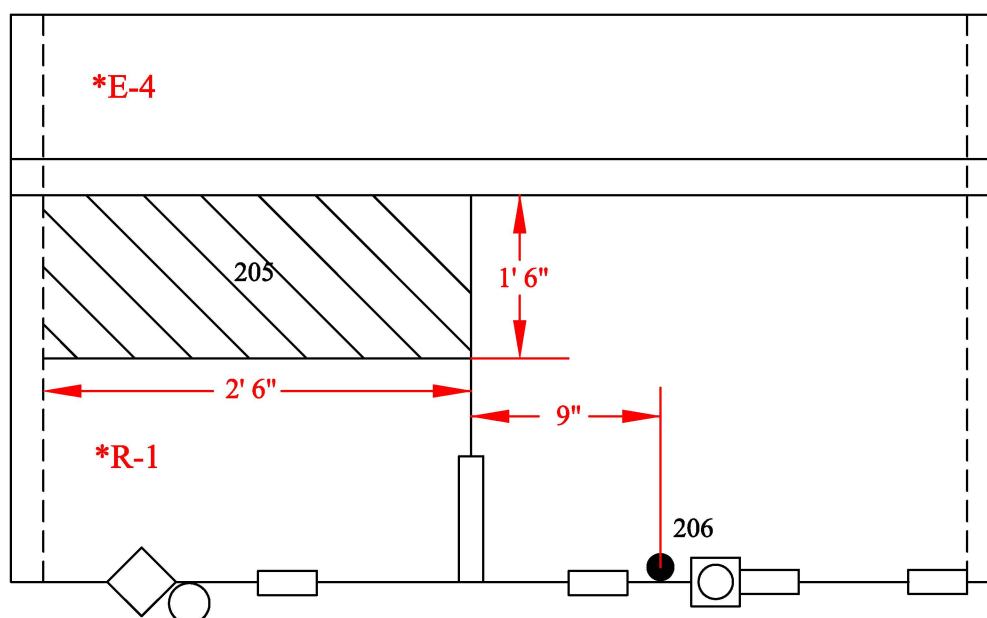
Row #: 1

Thickness:

205 - UC 0.150"

206 - Pinhole 1/32"Ø

Remaining: 0.200"



* Hidden lines represent left/right edges of each vertical drop which was the most effective testing approach for the barrel/extension of Tank #16.

Drawing is not to scale

**Tank #16 - Quadrant A Flaws 438-439,
444-462**

TANK #16 - QUADRANT A FLAWS 438-439, 444-462

***Nominal Plate Thickness: 0.250"**

Date Inspected/Confirmed: 1/10/06

Tank Section: Extension

Quadrant: A

Vertical Drop #: 9

Row #: E-3

Thickness:

438 - UC Throughwall hole 1/8"Ø

444 - UC 0.090"-0.160"

445 - UC 0.160"

446 - UC 0.170"

447 - UC 0.120"

448 - UC 0.120" - 0.170"

449 - UC 0.180"

450 - UC 0.190"

451 - UC 0.180"

452 - UC 0.150" - 0.175"

453 - UC 0.160" - 0.180"

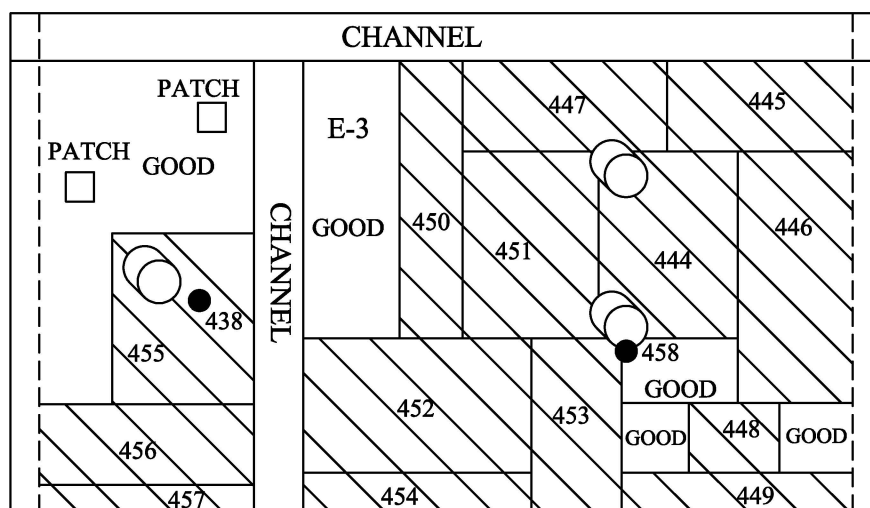
454 - UC 0.190"

455 - UC 0.120"

456 - UC 0.160"

457 - UC 0.180"

458 - UC 0.175 @ 6:00



Tank Section: Extension

Quadrant: A

Vertical Drop #: 9

Row #: E-2

Thickness:

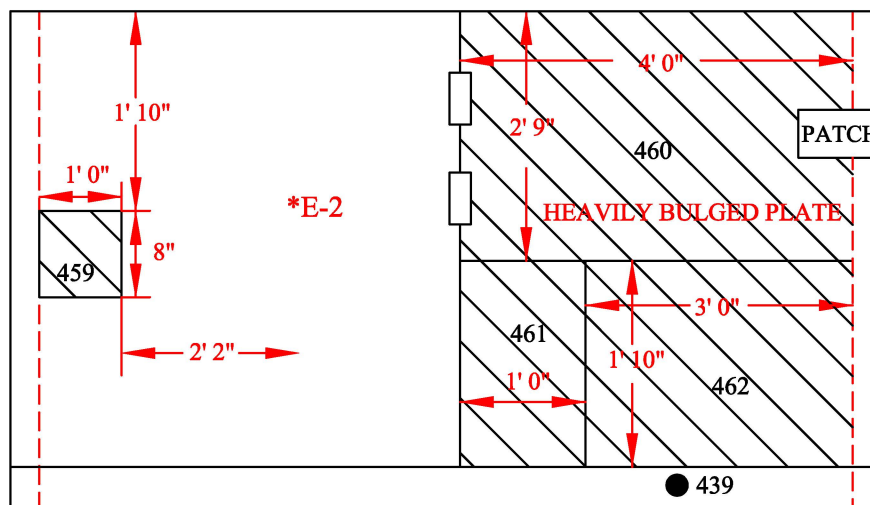
439 - UC Throughwall hole 1/8"Ø

459 - UC 0.150"

460 - UC 0.150" - 0.170"

461 - UC 0.200"

462 - UC 0.120" - 0.150"



* Hidden lines represent left/right edges of each vertical drop which was the most effective testing approach for the barrel/extension of Tank #16.

Drawing is not to scale

3.0 TANK MAPS

Weston Solutions, Inc.

Honolulu, HI

Tank #16 - Quadrant A Flaws 463-464

TANK #16 - QUADRANT A FLAWS 463-464

**Nominal Plate Thickness: 0.250"*

Date Inspected/Confirmed: 1/10/2006

Tank Section: Extension

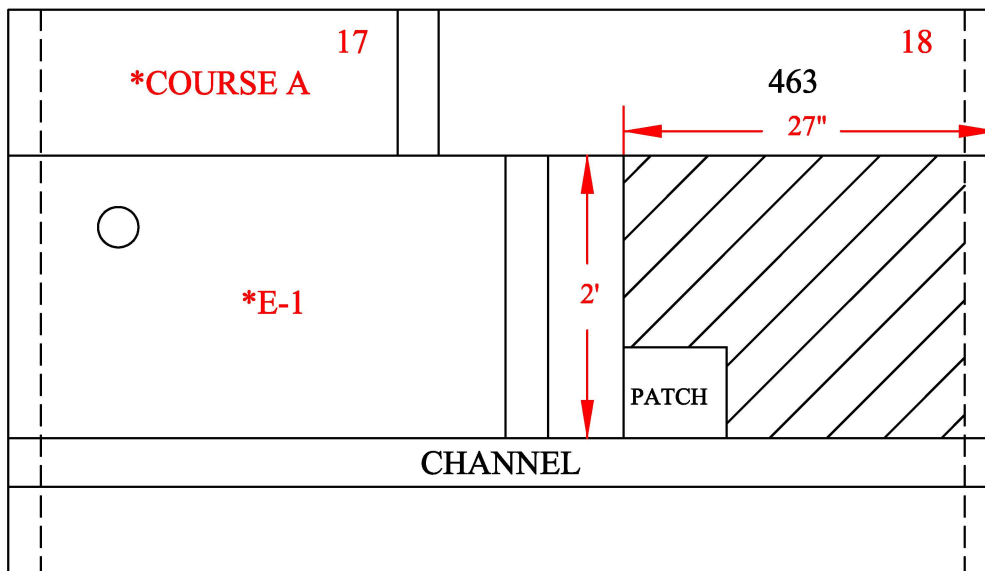
Quadrant: A

Vertical Drop #: 9

Row #: E-1

Thickness:

463 - UC 0.160" - 0.170"



Tank Section: Upper Dome

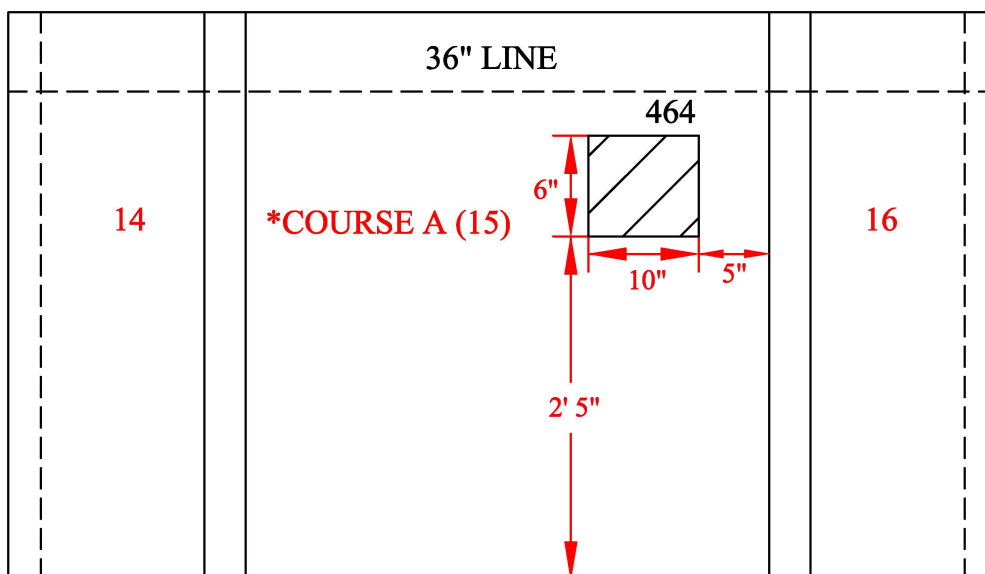
Quadrant: A

Course: A

Plate #: 15

Thickness:

464 - UC 0.200"



* Hidden lines represent left/right edges of each vertical drop which was the most effective testing approach for the barrel/extension of Tank #16.

Drawing is not to scale

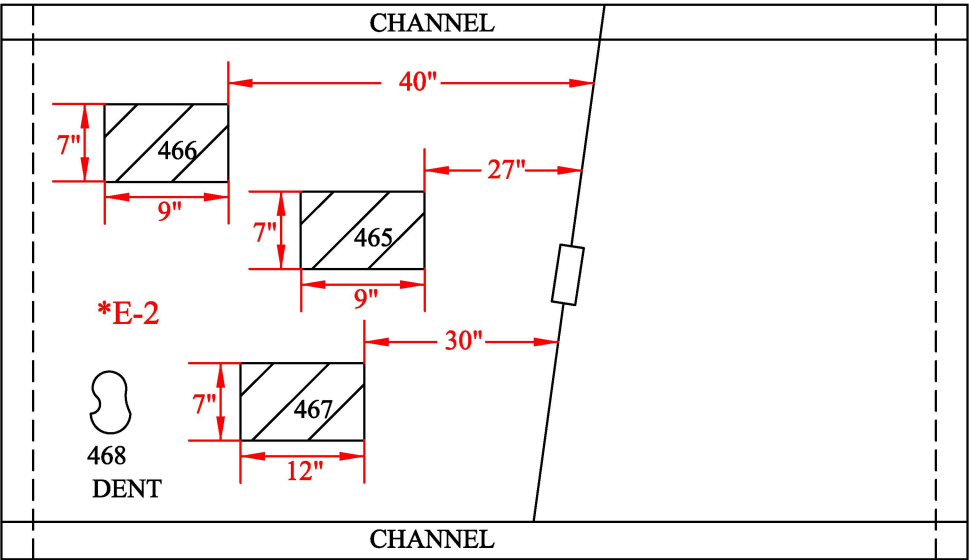
TANK #16 - QUADRANT A FLAWS 465-469

Date Inspected/Confirmed: 1/10/06

*Nominal Plate Thickness: 0.250"

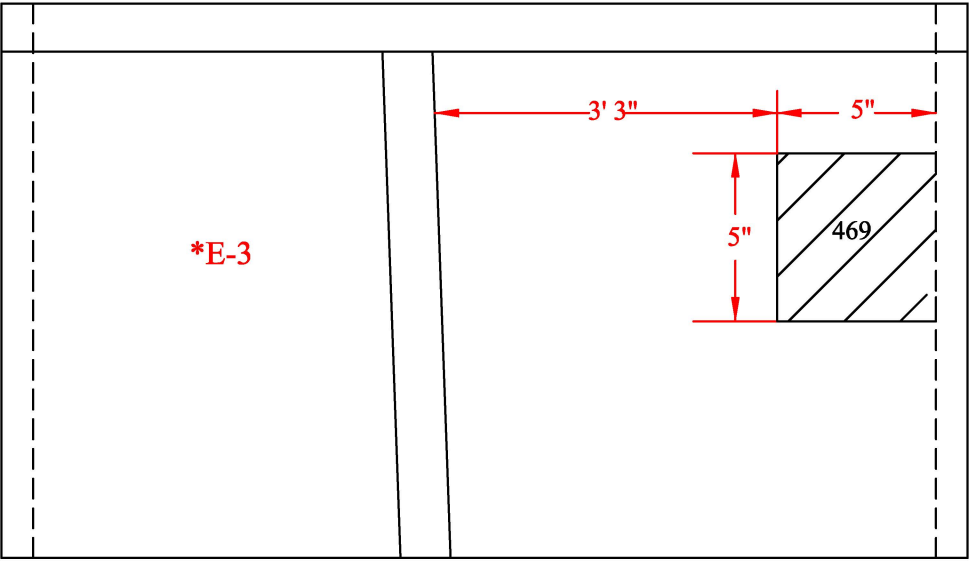
Tank Section: Extension
Quadrant: A
Vertical Drop #: 8
Row #: E-2

Thickness:
465 - UC 0.200"
466 - UC 0.190"
467 - UC 0.190"
468 - Dent



Tank Section: Extension
Quadrant: A
Vertical Drop #: 8
Row #: E-3

Thickness:
469 - UC 0.200"



* Hidden lines represent left/right edges of each vertical drop which was the most effective testing approach for the barrel/extension of Tank #16.

Tank #16 - Quadrant A Flaws 493-496

TANK #16 - QUADRANT A FLAWS 493-496

***Nominal Plate Thickness: 0.250"**

Date Inspected/Confirmed: 1/11/06

Tank Section: Extension

Quadrant: A

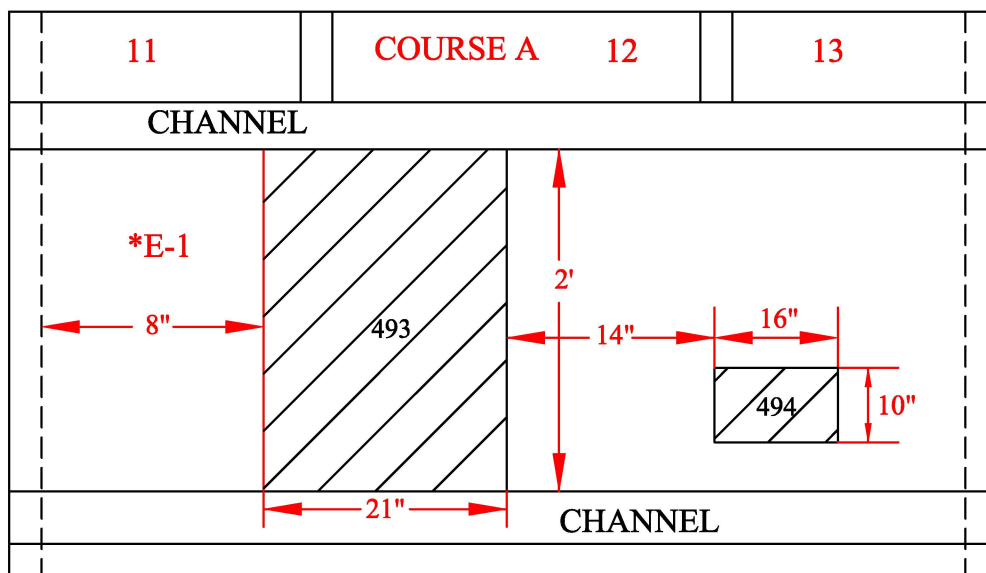
Vertical Drop #: 6

Row #: E-1

Thickness:

493 - UC 0.180"

494 - UC 0.200"



Tank Section: Extension

Quadrant: A

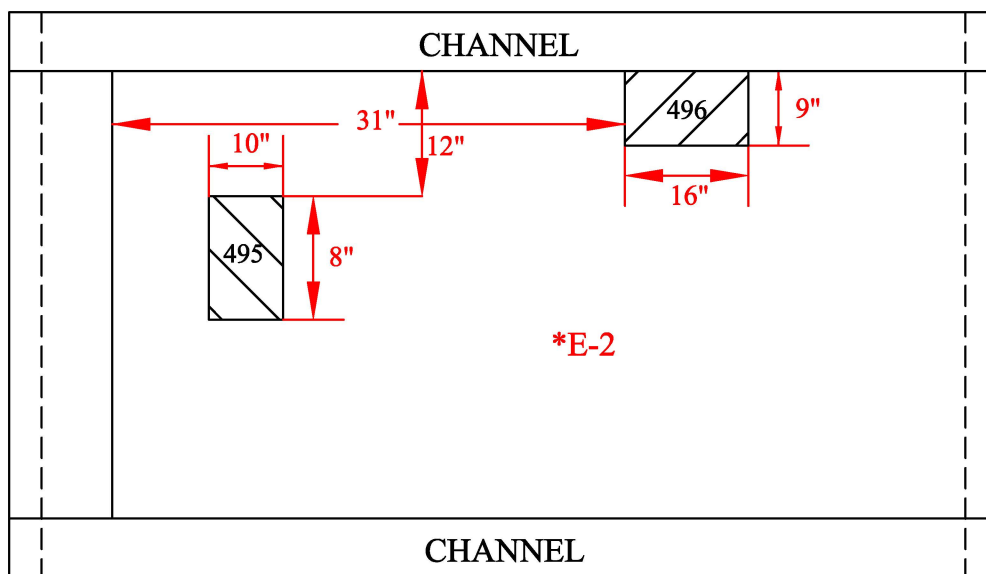
Vertical Drop #: 6

Row #: E-2

Thickness:

495 - UC 0.170"

496 - UC 0.190"



* Hidden lines represent left/right edges of each vertical drop which was the most effective testing approach for the barrel/extension of Tank #16.

Drawing is not to scale

Tank #16 - Extension A Flaws 497-498

TANK #16 - EXTENSION A FLAWS 497-498

***Nominal Plate Thickness: 0.250"**

Date Inspected/Confirmed: 1/11/06

Tank Section: Extension

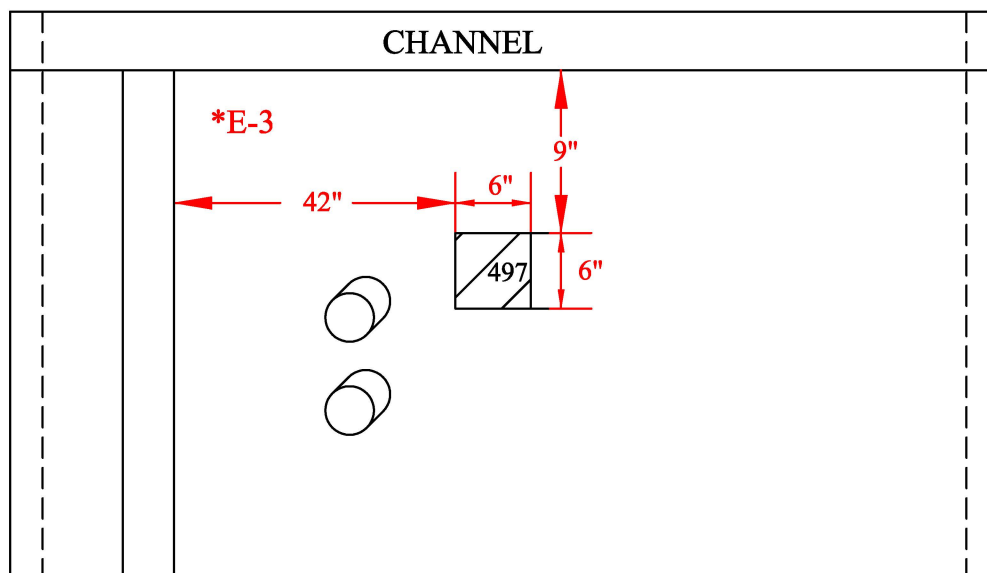
Quadrant: A

Vertical Drop #: 6

Row #: E-3

Thickness:

497 - UC 0.200"



Tank Section: Extension

Quadrant: A

Vertical Drop #: 5

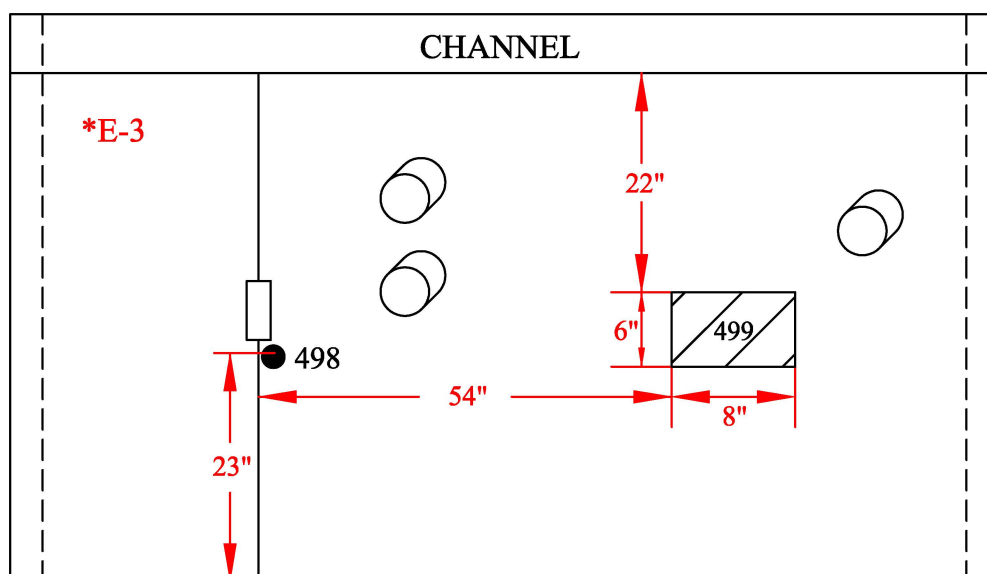
Row #: E-3

Thickness:

498 - Pinhole SW

Remaining: 0.190"

499 - UC 0.170"



* Hidden lines represent left/right edges of each vertical drop which was the most effective testing approach for the barrel/extension of Tank #16.

Drawing is not to scale

3.0 TANK MAPS

Weston Solutions, Inc.

Honolulu, HI

Tank #16 - Extension A Flaws 500-501

TANK #16 - EXTENSION A FLAWS 500-501

**Nominal Plate Thickness: 0.250"*

Date Inspected/Confirmed: 1/11/06

Tank Section: Extension

Quadrant: A

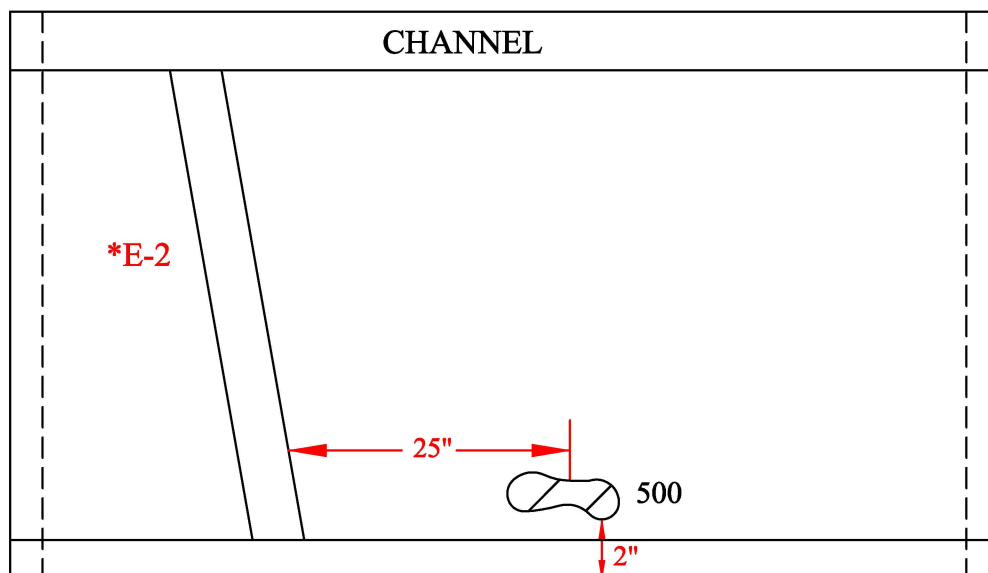
Vertical Drop #: 4

Row #: E-2

Thickness:

500 - Top side gouge

Remaining: 0.190"



Tank Section: Upper Dome

Quadrant: A

Vertical Drop #: N/A

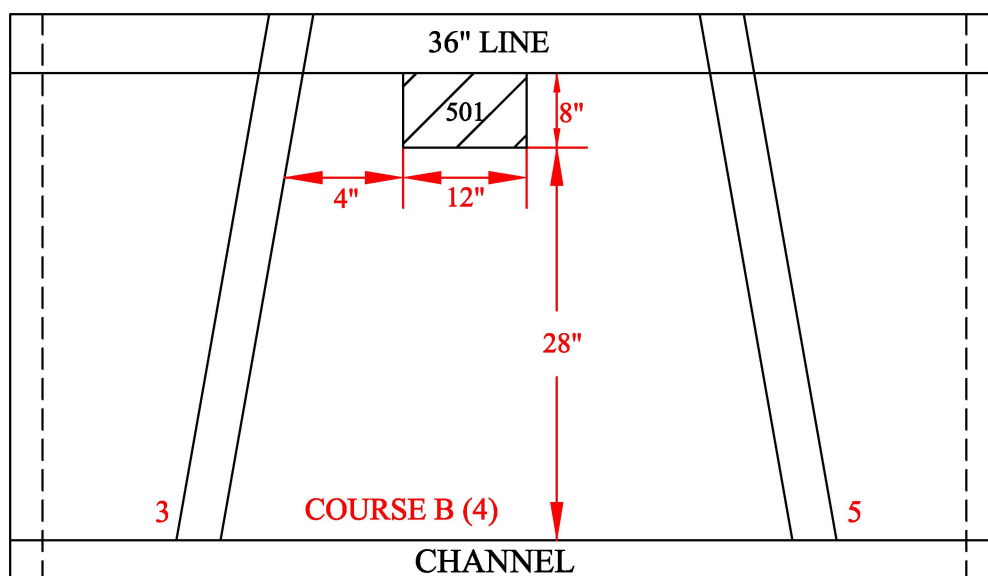
Row #: N/A

Course: B

Plate #: 4

Thickness:

501 - UC 0.160"



* Hidden lines represent left/right edges of each vertical drop which was the most effective testing approach for the barrel/extension of Tank #16.

Drawing is not to scale

TANK #16 - QUADRANT A FLAW 502

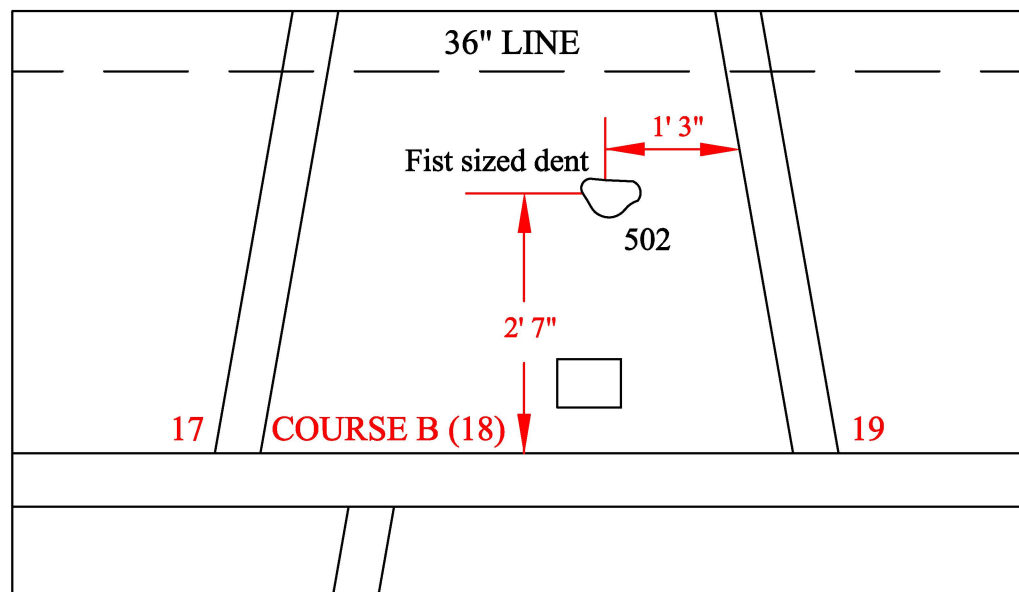
***Nominal Plate Thickness: 0.250"**

Date Inspected/Confirmed: 1/11/06

Tank Section: Upper Dome
Quadrant: A
Vertical Drop #: N/A
Row #: N/A

Course: B
Plate #: 18

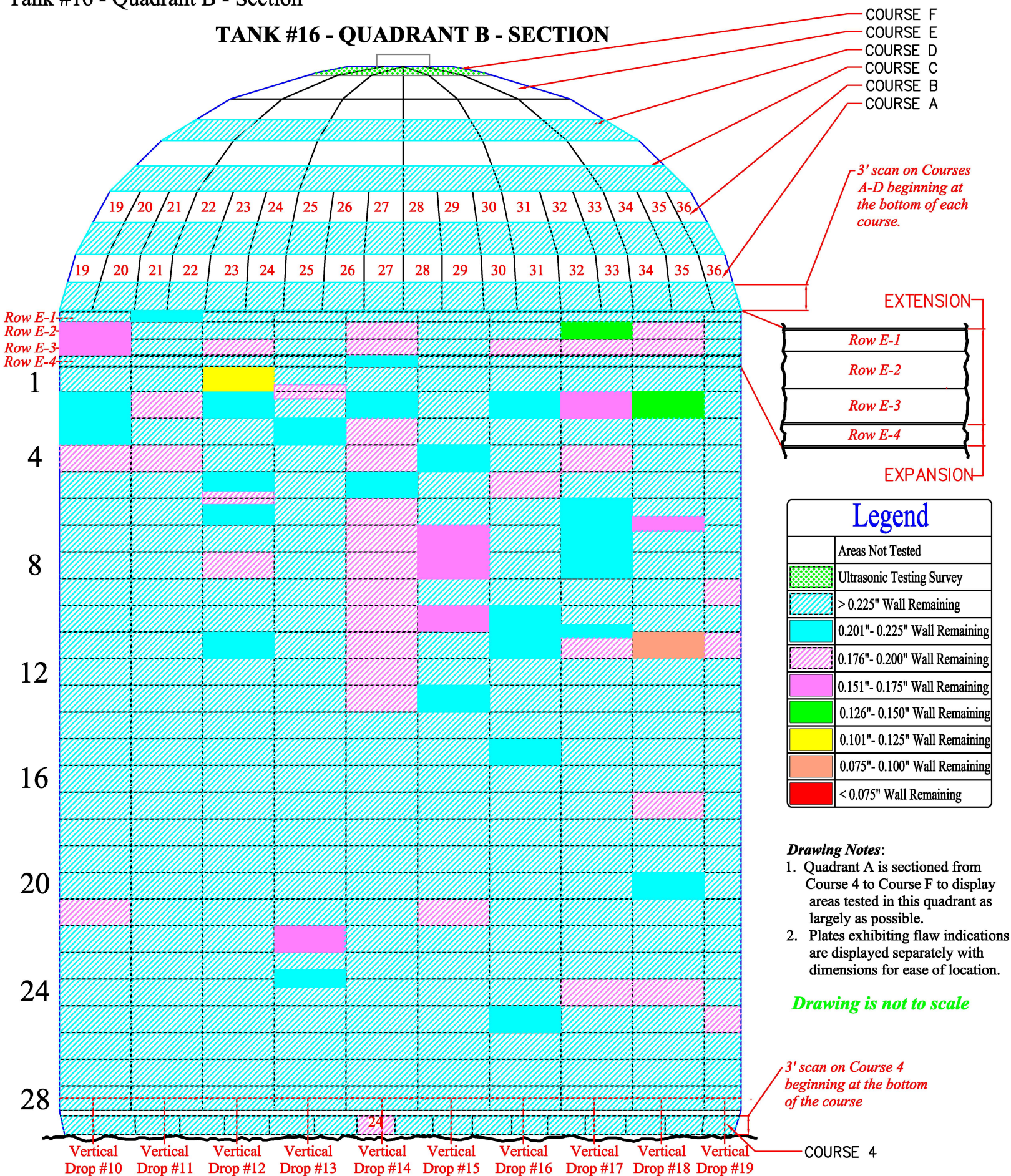
Thickness:
502 - Dent



* Hidden lines represent left/right edges of each vertical drop which was the most effective testing approach for the barrel/extension of Tank #16.

Drawing is not to scale

TANK #16 - QUADRANT B - SECTION

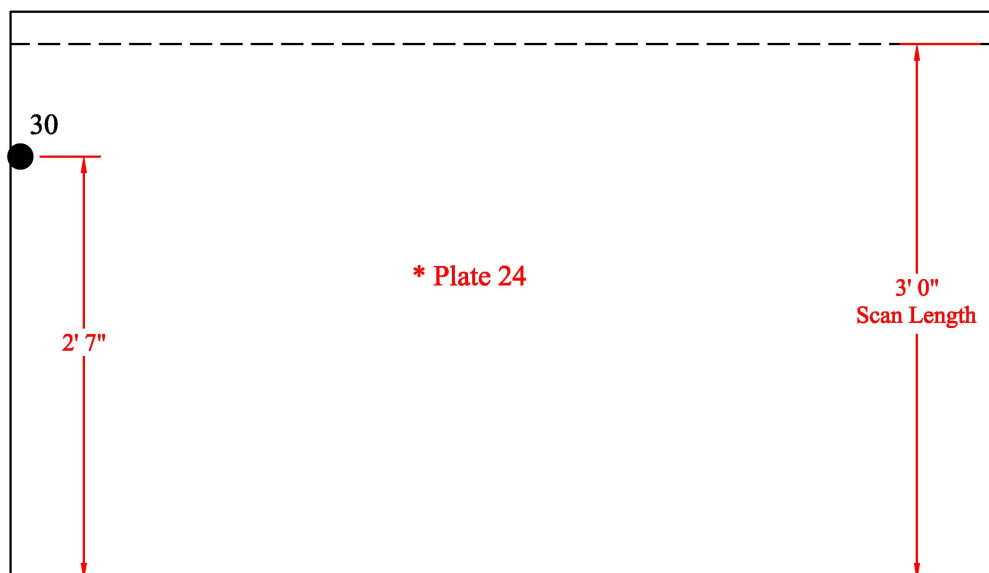


TANK #16 - QUADRANT B FLAW 30
**Nominal Plate Thickness: 0.250"*

Date Inspected/Confirmed: 12/07/2005

Tank Section: Lower Dome
Quadrant: B
Course: 4
Plate #: 24

Thickness:
30 - Pinhole 1/32"Ø
Remaining: 0.200"



* Hidden lines represent top edges of each vertical scan height which was 3' 0" as per discussed in the quotation.

Drawing is not to scale

3.0 TANK MAPS

Weston Solutions, Inc.

Honolulu, HI

Tank #16 - Quadrant B Flaws 207-208

TANK #16 - QUADRANT B FLAWS 207-208

**Nominal Plate Thickness: 0.250"*

Date Inspected/Confirmed: 12/19/2005

Tank Section: Barrel

Quadrant: B

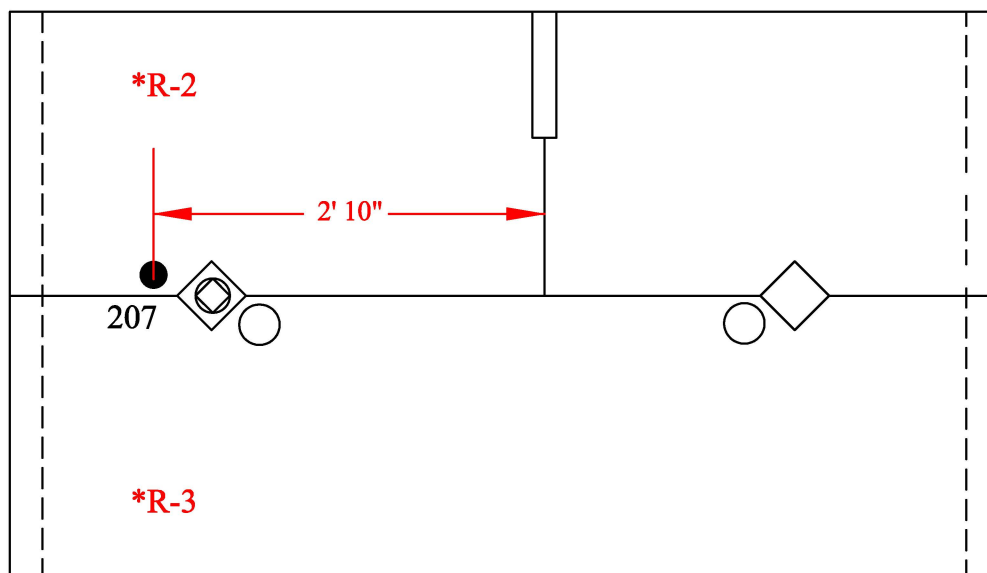
Vertical Drop #: 10

Row #: 2

Thickness:

207 - Pinhole 1/16"Ø

Remaining: 0.215"



Tank Section: Barrel

Quadrant: B

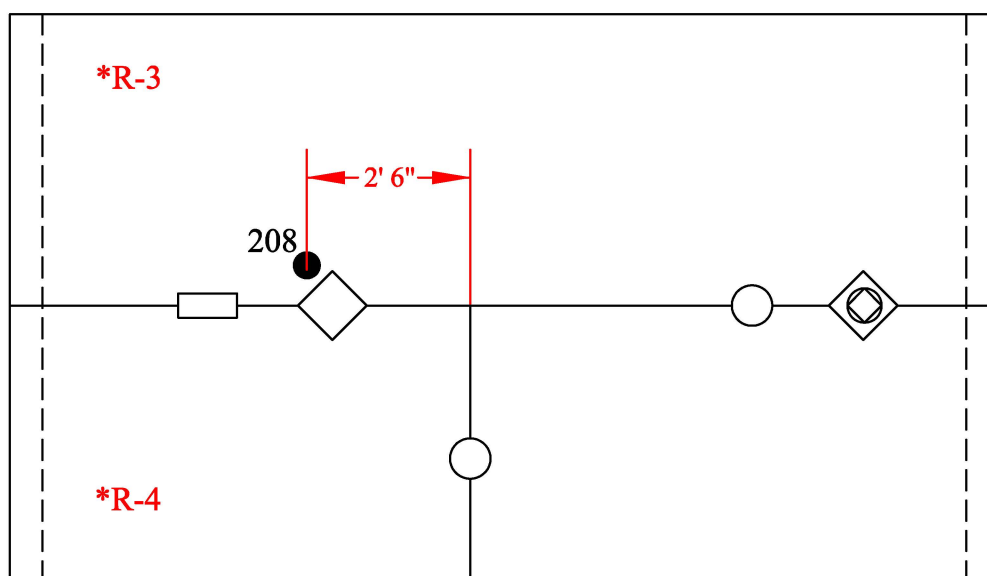
Vertical Drop #: 10

Row #: 3

Thickness:

208 - Pinhole 1/16"Ø

Remaining: 0.205"



* Hidden lines represent left/right edges of each vertical drop which was the most effective testing approach for the barrel/extension of Tank #16.

Drawing is not to scale

3.0 TANK MAPS

Weston Solutions, Inc.

Honolulu, HI

Tank #16 - Quadrant B Flaws 209-210

TANK #16 - QUADRANT B FLAWS 209-210

**Nominal Plate Thickness: 0.250"*

Date Inspected/Confirmed: 12/19/2005

Tank Section: Barrel

Quadrant: B

Vertical Drop #: 10

Row #: 4

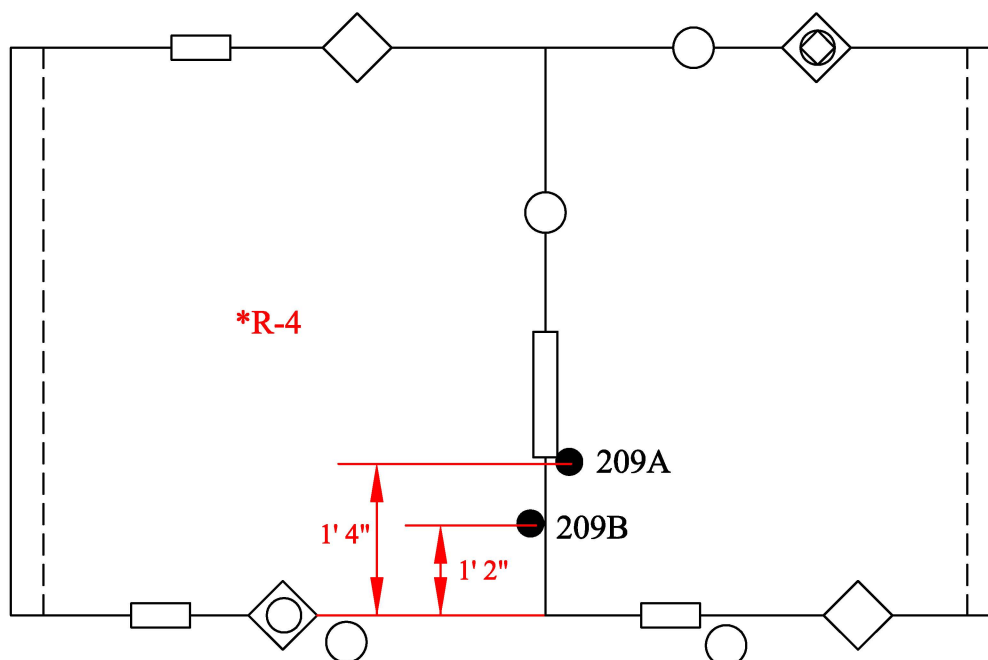
Thickness:

209A - Pinhole 1/32"Ø

Remaining: 0.210"

209B - Pinhole 1/32"Ø

Remaining: 0.200"



Tank Section: Barrel

Quadrant: B

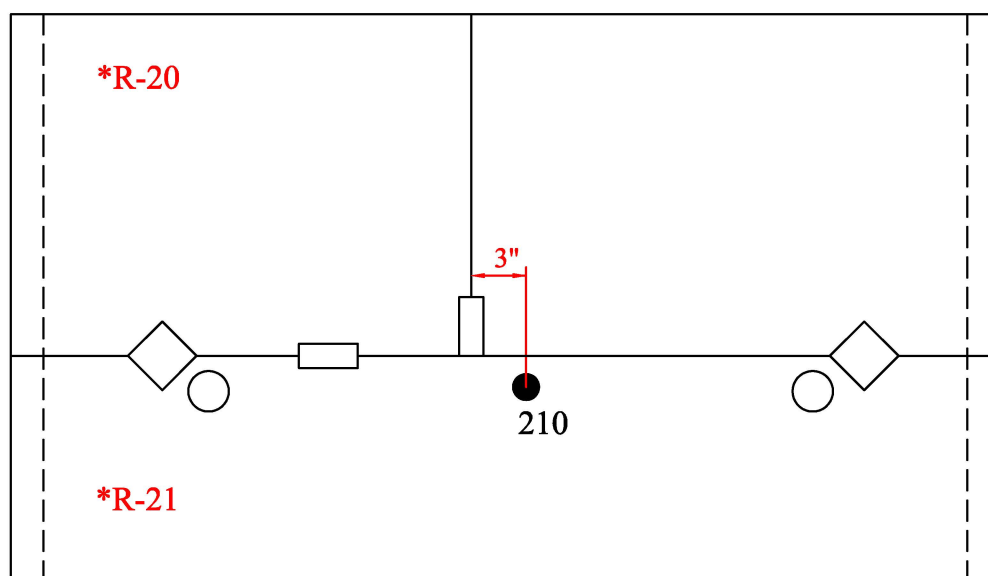
Vertical Drop #: 10

Row #: 21

Thickness:

208 - Pinhole 1/32"Ø

Remaining: 0.190"



* Hidden lines represent left/right edges of each vertical drop which was the most effective testing approach for the barrel/extension of Tank #16.

Drawing is not to scale

3.0 TANK MAPS

Weston Solutions, Inc.

Honolulu, HI

Tank #16 - Quadrant B Flaws 211-212

TANK #16 - QUADRANT B FLAWS 211-212

**Nominal Plate Thickness: 0.250"*

Date Inspected/Confirmed: 12/20/2005

Tank Section: Barrel

Quadrant: B

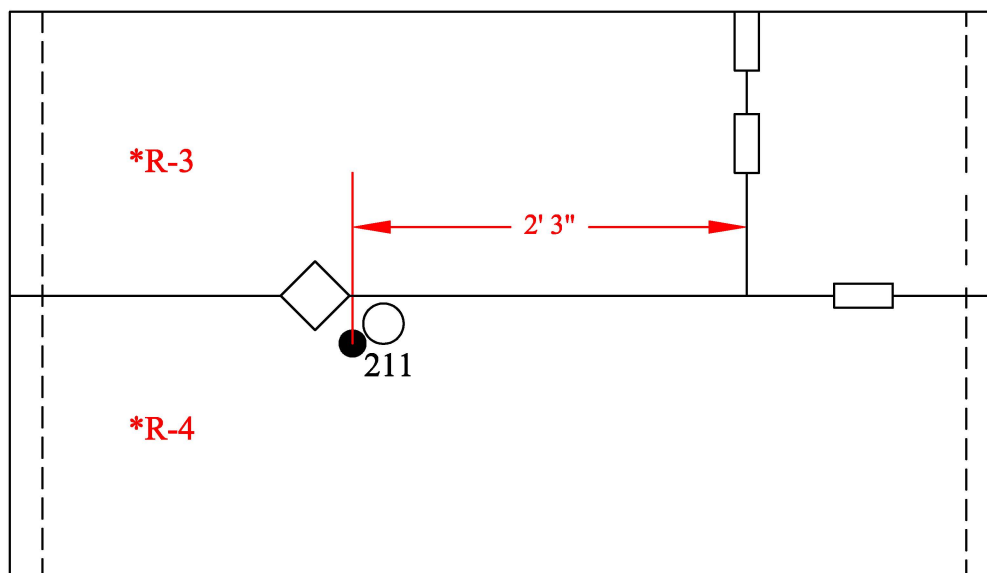
Vertical Drop #: 11

Row #: 4

Thickness:

211 - Pinhole 1/16"Ø

Remaining: 0.190"



Tank Section: Barrel

Quadrant: B

Vertical Drop #: 11

Row #: 2

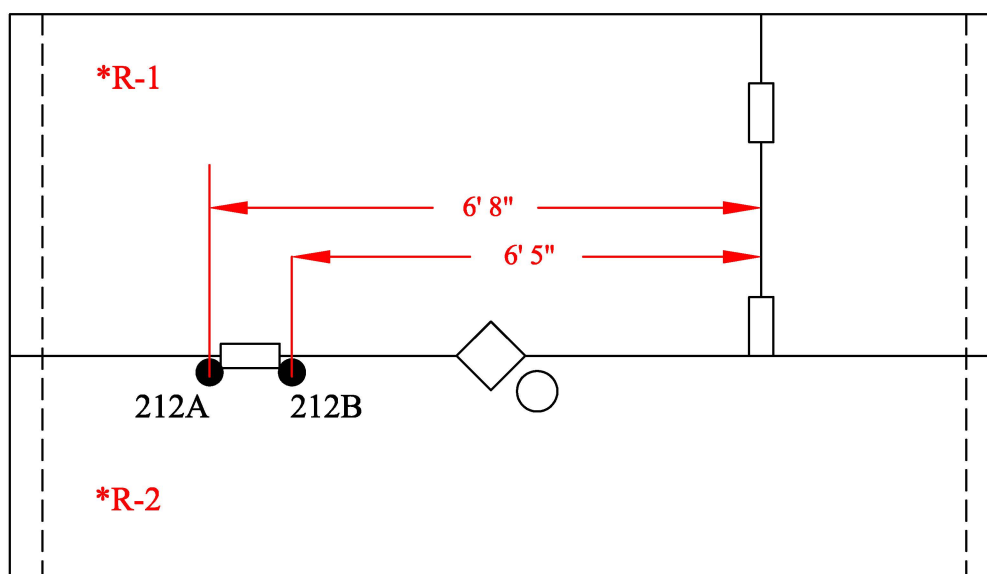
Thickness:

212A - Pinhole 1/32"Ø

Remaining: 0.200"

212B - Pinhole 1/32"Ø

Remaining: 0.210"



* Hidden lines represent left/right edges of each vertical drop which was the most effective testing approach for the barrel/extension of Tank #16.

Drawing is not to scale

Tank #16 - Quadrant B Flaws 213-214

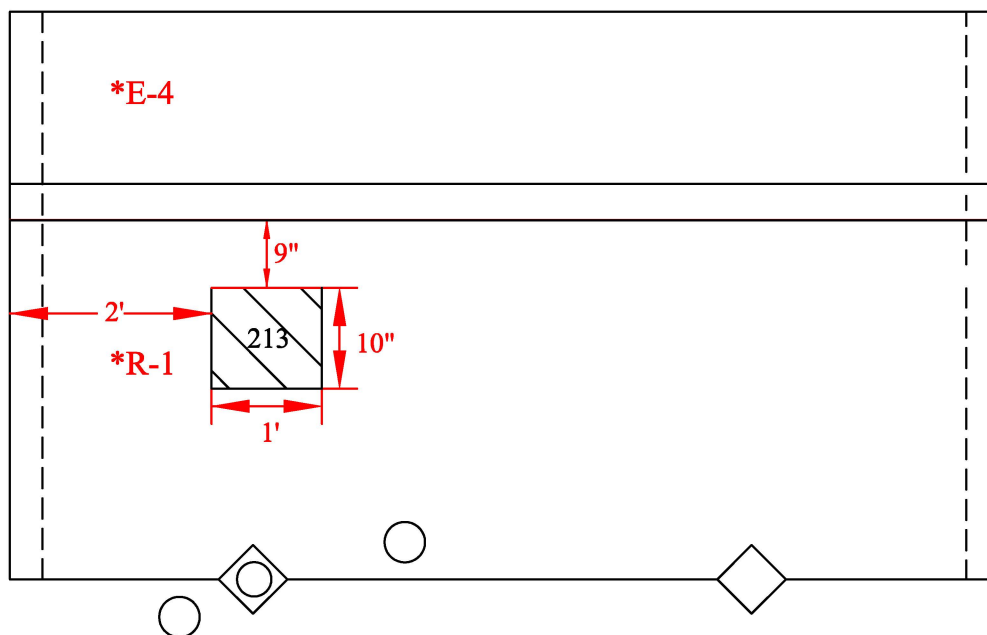
TANK #16 - QUADRANT B FLAWS 213-214

****Nominal Plate Thickness: 0.250"***

Date Inspected/Confirmed: 12/20/2005

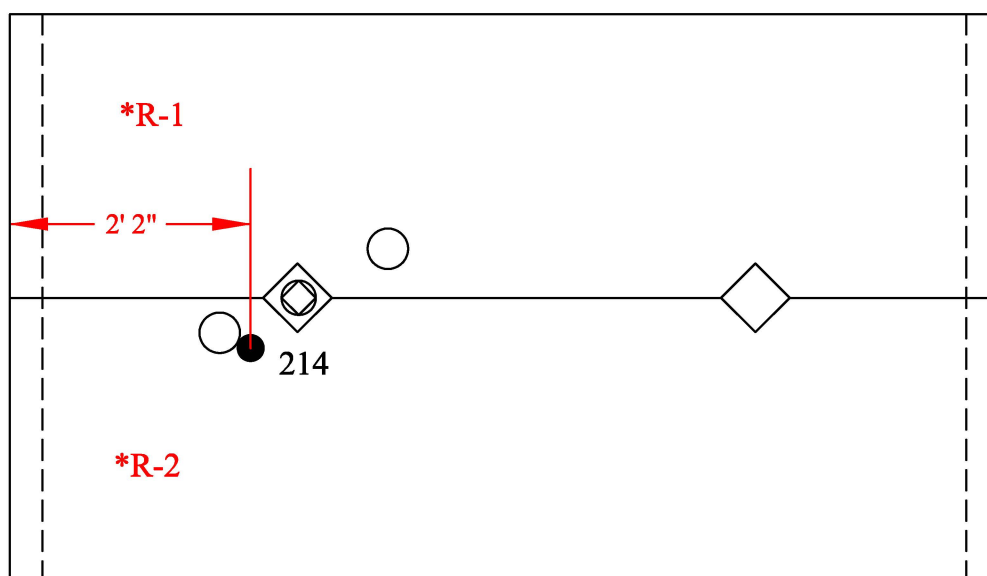
Tank Section: Barrel
Quadrant: B
Vertical Drop #: 12
Row #: 1

Thickness:
213 - UC 0.120"



Tank Section: Barrel
Quadrant: B
Vertical Drop #: 12
Row #: 2

Thickness:
214 - Pinhole 1/32"Ø @ 5:00
Remaining: 0.215"



* Hidden lines represent left/right edges of each vertical drop which was the most effective testing approach for the barrel/extension of Tank #16.

Drawing is not to scale

3.0 TANK MAPS

Weston Solutions, Inc.

Honolulu, HI

Tank #16 - Quadrant B Flaws 215-218

TANK #16 - QUADRANT B FLAWS 215-218

**Nominal Plate Thickness: 0.250"*

Date Inspected/Confirmed: 12/20/2005

Tank Section: Barrel

Quadrant: B

Vertical Drop #: 12

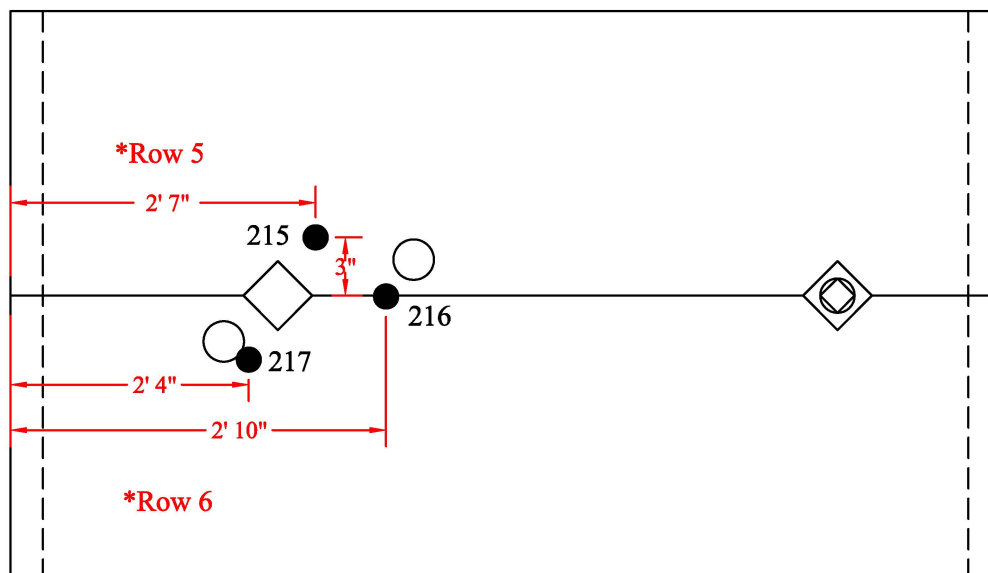
Row #: 5/6

Thickness:

**215 - Pinhole 1/32"Ø
Remaining: 0.225"**

**216 - Pinhole 1/32"Ø
Remaining: 0.180"**

**217 - Pinhole 1/32"Ø
Remaining: 0.205"**



Tank Section: Barrel

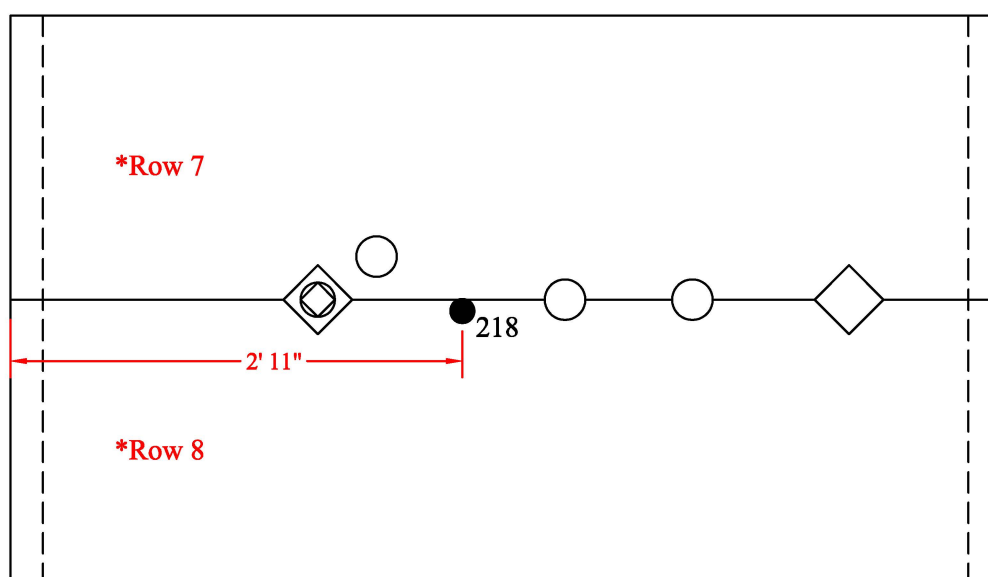
Quadrant: B

Vertical Drop #: 12

Row #: 8

Thickness:

**218 - Pinhole 1/32"Ø
Remaining: 0.190"**



* Hidden lines represent left/right edges of each vertical drop which was the most effective testing approach for the barrel/extension of Tank #16.

Drawing is not to scale

3.0 TANK MAPS

Weston Solutions, Inc.

Honolulu, HI

Tank #16 - Quadrant B Flaw 219

TANK #16 - QUADRANT B FLAW 219

**Nominal Plate Thickness: 0.250"*

Date Inspected/Confirmed: 12/20/2005

Tank Section: Barrel

Quadrant: B

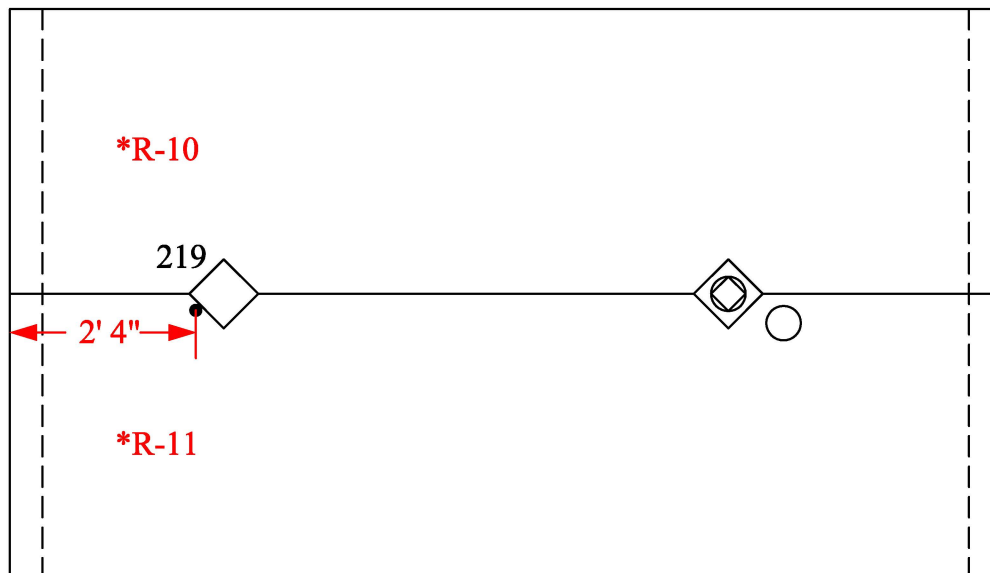
Vertical Drop #: 12

Row #: 11

Thickness:

219 - Pinhole 1/32"Ø

Remaining: 0.210"



* Hidden lines represent left/right edges of each vertical drop which was the most effective testing approach for the barrel/extension of Tank #16.

Drawing is not to scale

3.0 TANK MAPS

Weston Solutions, Inc.

Honolulu, HI

Tank #16 - Quadrant B Flaws 244-245

TANK #16 - QUADRANT B FLAWS 244-245

**Nominal Plate Thickness: 0.250"*

Date Inspected/Confirmed: 12/21/2005

Tank Section: Barrel

Quadrant: B

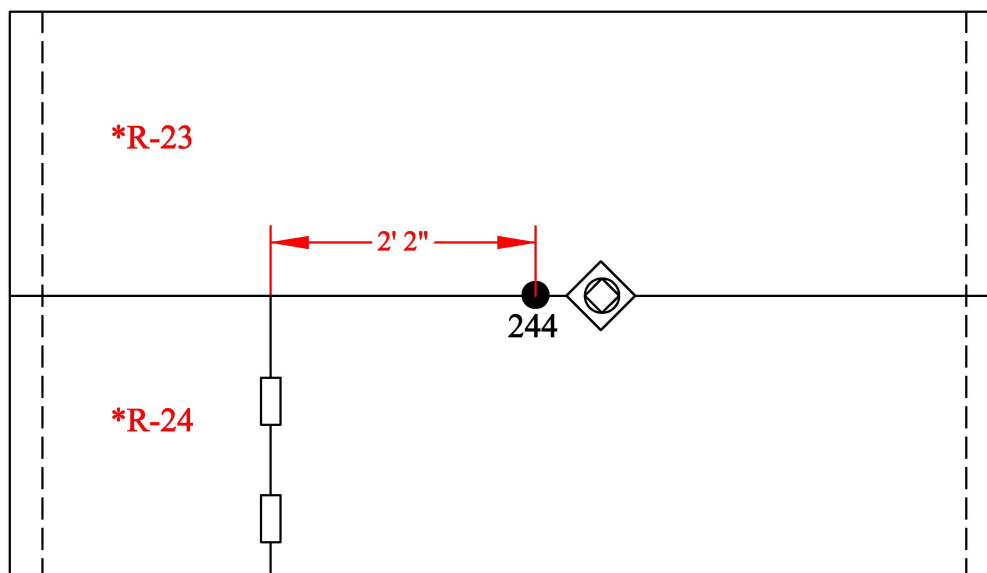
Vertical Drop #: 13

Row #: 23/24

Thickness:

244 - Pinhole 1/32"Ø

Remaining: 0.215"



Tank Section: Barrel

Quadrant: B

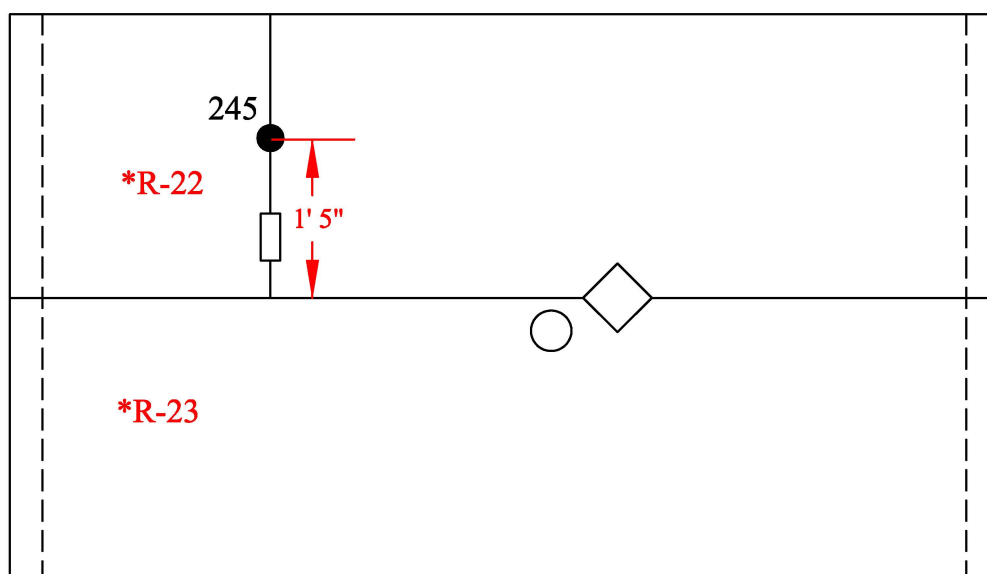
Vertical Drop #: 13

Row #: 22

Thickness:

245 - Pinhole 1/32"Ø

Remaining: 0.170"



* Hidden lines represent left/right edges of each vertical drop which was the most effective testing approach for the barrel/extension of Tank #16.

Drawing is not to scale

Tank #16 - Quadrant B Flaws 246-247

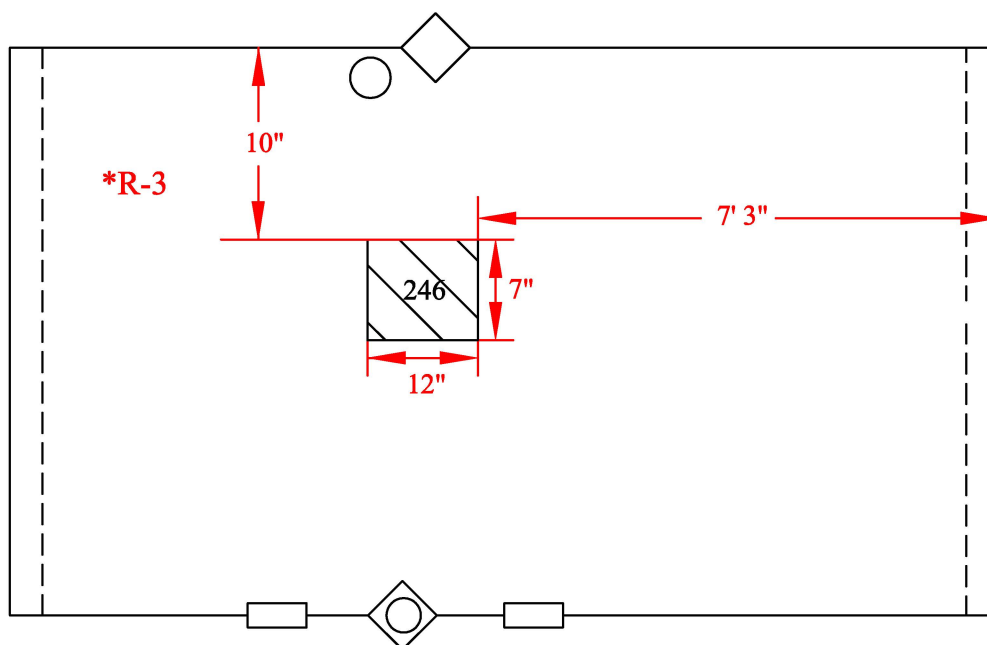
TANK #16 - QUADRANT B FLAWS 246-247

***Nominal Plate Thickness: 0.250"**

Date Inspected/Confirmed: 12/21/2005

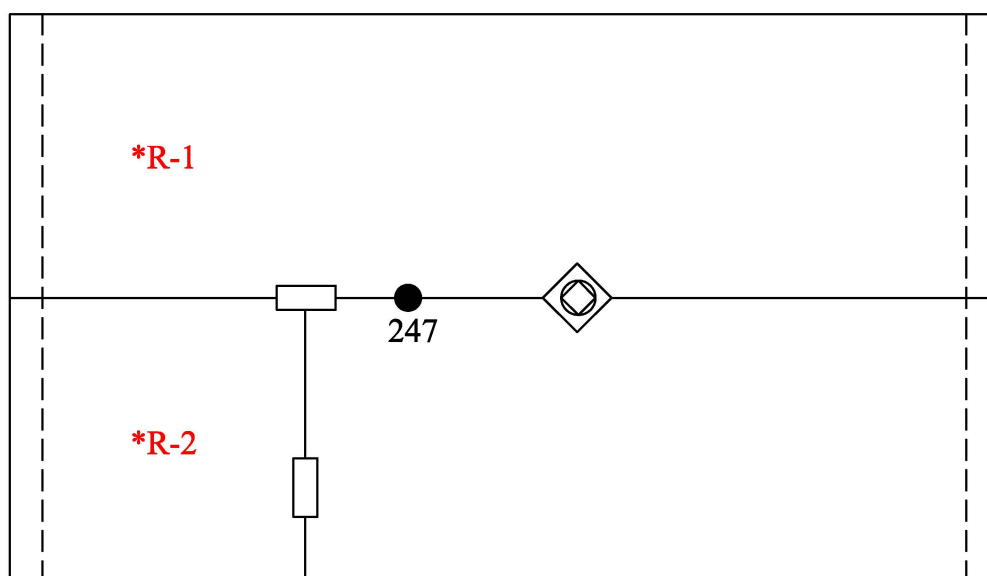
Tank Section: Barrel
Quadrant: B
Vertical Drop #: 13
Row #: 3

Thickness:
246 - UC 0.210"



Tank Section: Barrel
Quadrant: B
Vertical Drop #: 13
Row #: 1/2

Thickness:
247 - Pinhole 1/32"Ø
Remaining: 0.180"



* Hidden lines represent left/right edges of each vertical drop which was the most effective testing approach for the barrel/extension of Tank #16.

Drawing is not to scale

Tank #16 - Quadrant B Flaws 248-251

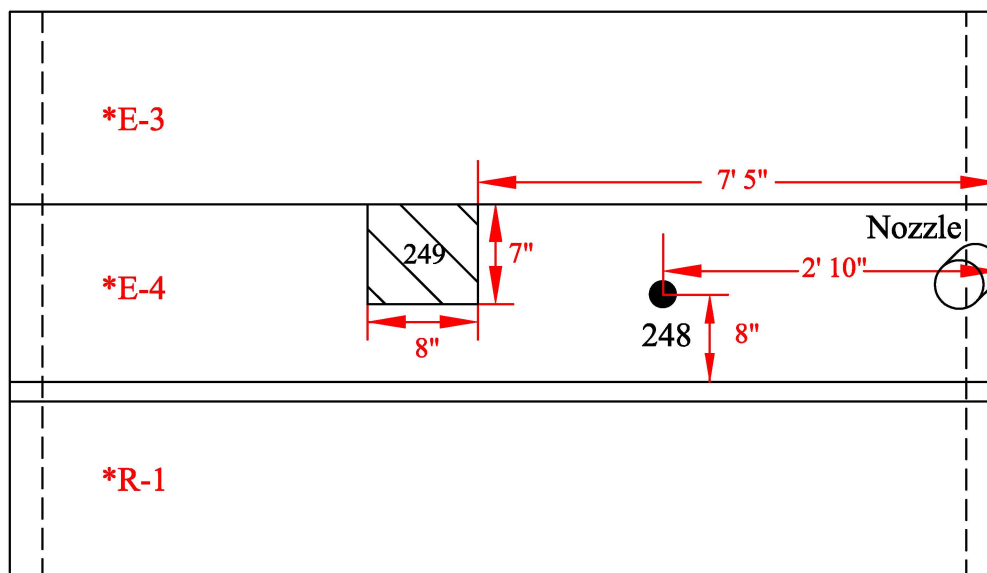
TANK #16 - QUADRANT B FLAWS 248-251

**Nominal Plate Thickness: 0.250"*

Date Inspected/Confirmed: 12/21/2005

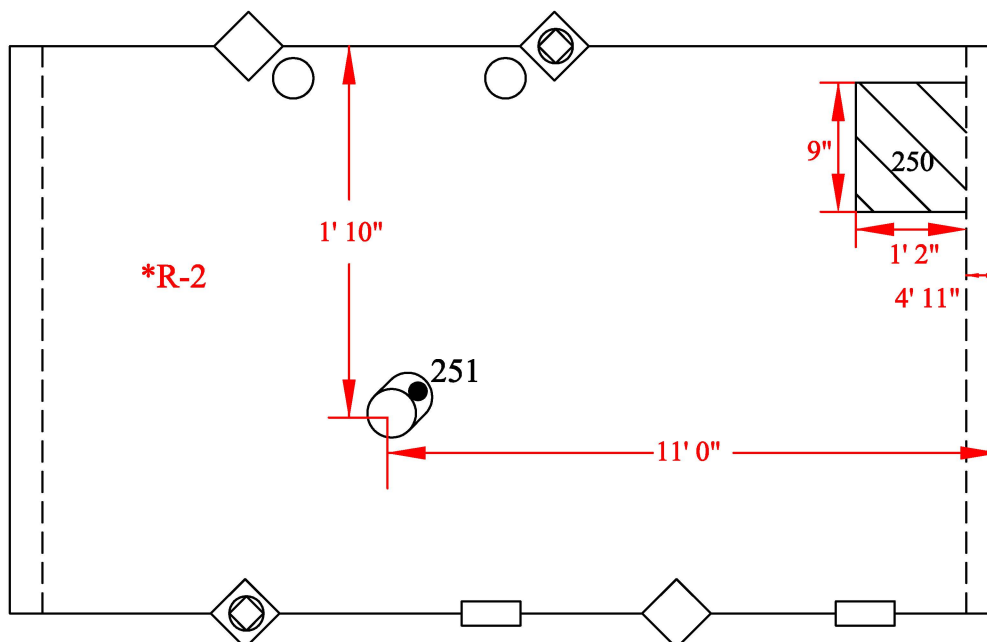
Tank Section: Barrel
Quadrant: B
Vertical Drop #: 14
Row #: E-4

Thickness:
 248 - Pinhole 1/32"Ø
 Remaining: 0.205"
 249 - UC 0.210"



Tank Section: Barrel
Quadrant: B
Vertical Drop #: 14
Row #: 2

Thickness:
 250 - UC 0.210"
 251 - UC 0.210"



* Hidden lines represent left/right edges of each vertical drop which was the most effective testing approach for the barrel/extension of Tank #16.

Drawing is not to scale

3.0 TANK MAPS

Weston Solutions, Inc.

Honolulu, HI

Tank #16 - Quadrant B Flaws 252-255

TANK #16 - QUADRANT B FLAWS 252-255

**Nominal Plate Thickness: 0.250"*

Date Inspected/Confirmed: 12/21/05

Tank Section: Barrel

Quadrant: B

Vertical Drop #: 14

Row #: 3

Thickness:

252 - Pinhole 1/32"Ø

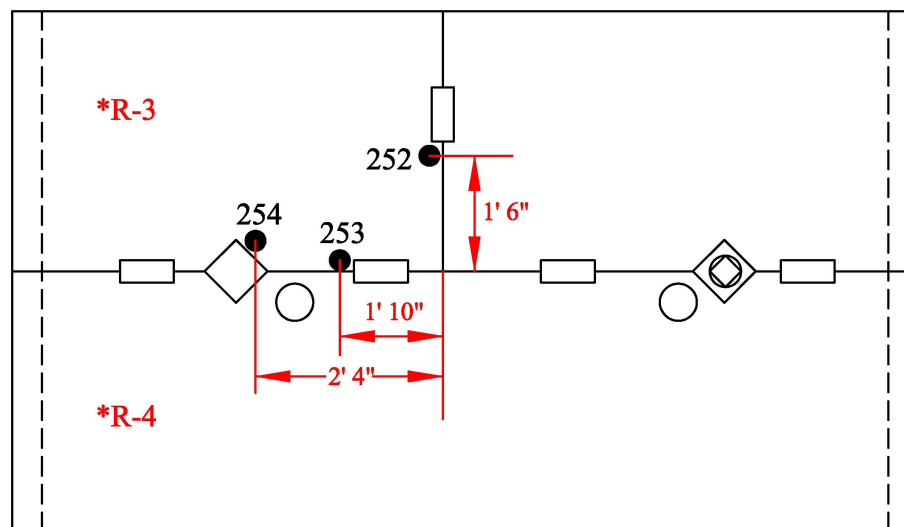
Remaining: 0.205"

253 - Pinhole 1/16"Ø

Remaining: 0.190"

254 - Pinhole 1/16"Ø

Remaining: 0.180"



Tank Section: Barrel

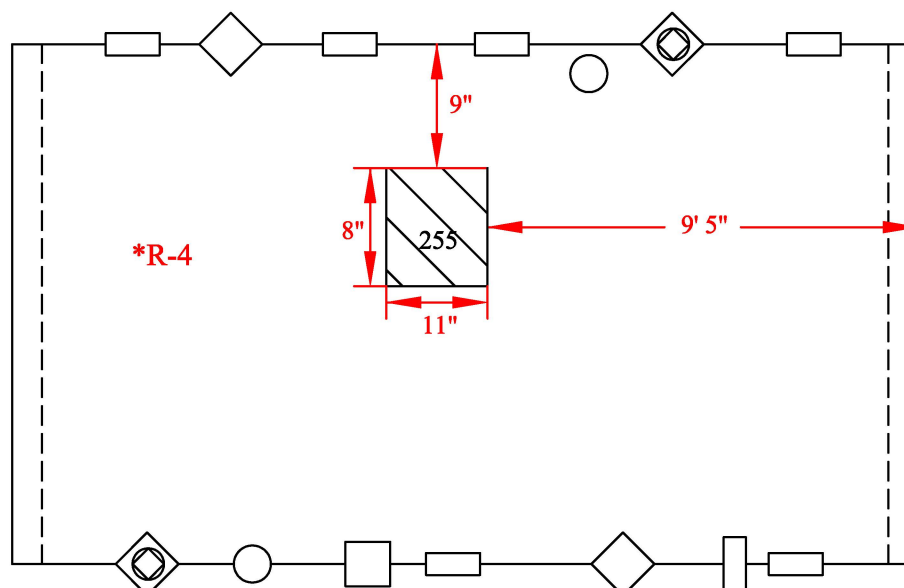
Quadrant: B

Vertical Drop #: 14

Row #: 4

Thickness:

255 - UC 0.200"



* Hidden lines represent left/right edges of each vertical drop which was the most effective testing approach for the barrel/extension of Tank #16.

Drawing is not to scale

Tank #16 - Quadrant B Flaws 256-257

3.0 TANK MAPS

Weston Solutions, Inc.

Honolulu, HI

Tank #16 - Quadrant B Flaw 300

TANK #16 - QUADRANT B FLAW 300

**Nominal Plate Thickness: 0.250"*

Date Inspected/Confirmed: 12/22/05

Tank Section: Barrel

Quadrant: B

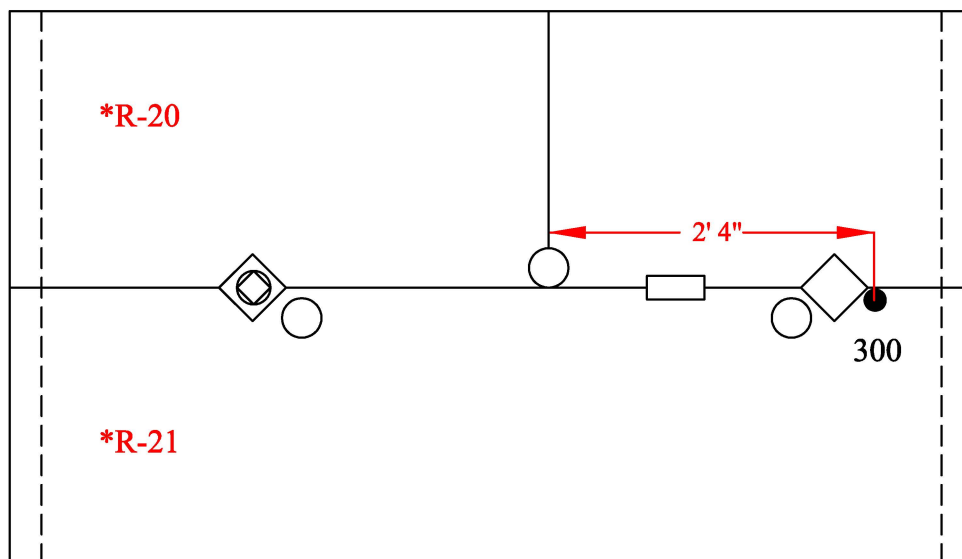
Vertical Drop #: 15

Row #: 21

Thickness:

300 - Pinhole 1/32"Ø

Remaining: 0.180"



* Hidden lines represent left/right edges of each vertical drop which was the most effective testing approach for the barrel/extension of Tank #16.

Drawing is not to scale

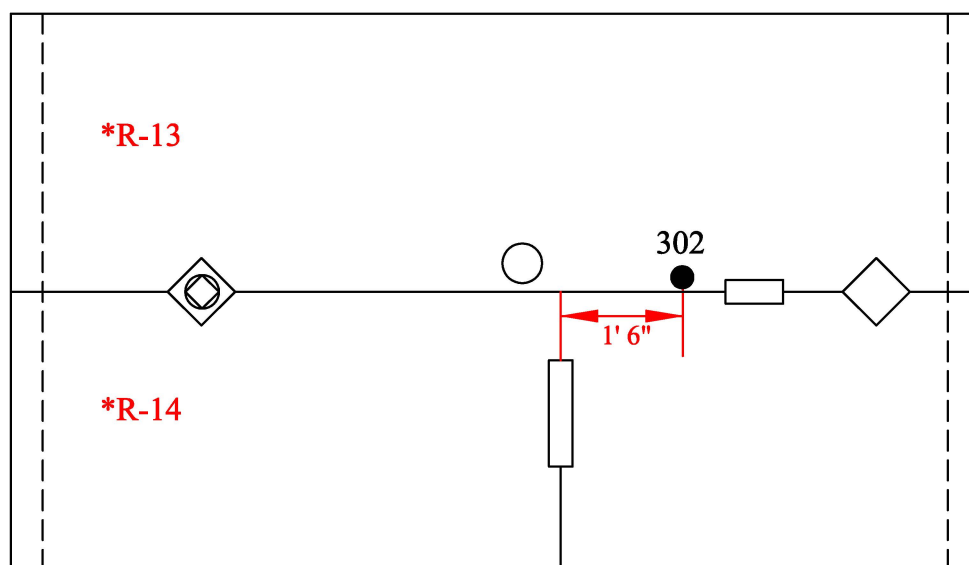
TANK #16 - QUADRANT B FLAWS 302-303

Date Inspected/Confirmed: 12/22/05

**Nominal Plate Thickness: 0.250"*

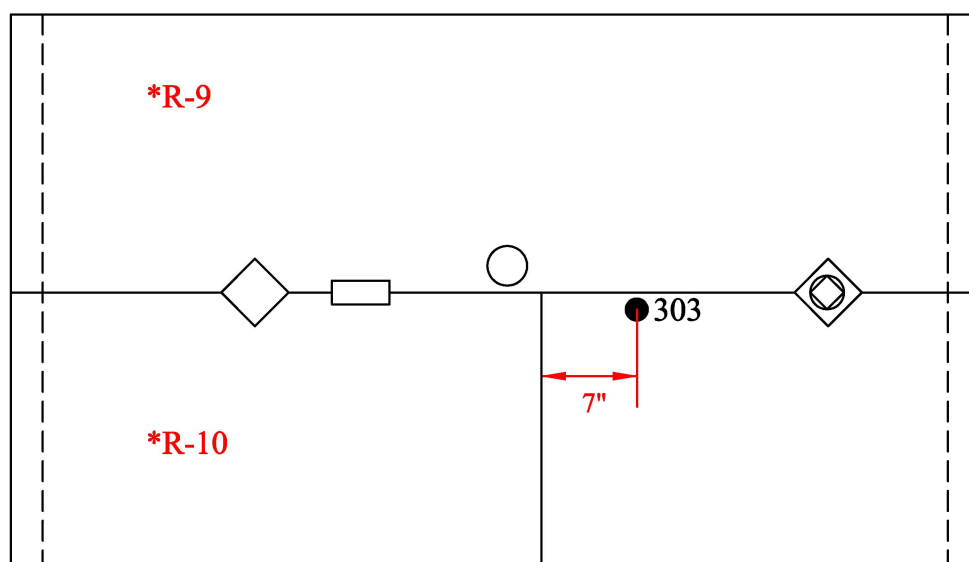
Tank Section: Barrel
Quadrant: B
Vertical Drop #: 15
Row #: 13

Thickness:
302 - Pinhole 1/16"Ø
Remaining: 0.215"



Tank Section: Barrel
Quadrant: B
Vertical Drop #: 10
Row #: 10

Thickness:
303 - Pinhole 1/16"Ø
Remaining: 0.175"



* Hidden lines represent left/right edges of each vertical drop which was the most effective testing approach for the barrel/extension of Tank #16.

Drawing is not to scale

3.0 TANK MAPS

Weston Solutions, Inc.

Honolulu, HI

Tank #16 - Quadrant B Flaws 304-305



TANK #16 - QUADRANT B FLAWS 304-305

**Nominal Plate Thickness: 0.250"*

Date Inspected/Confirmed: 12/22/05

Tank Section: Barrel

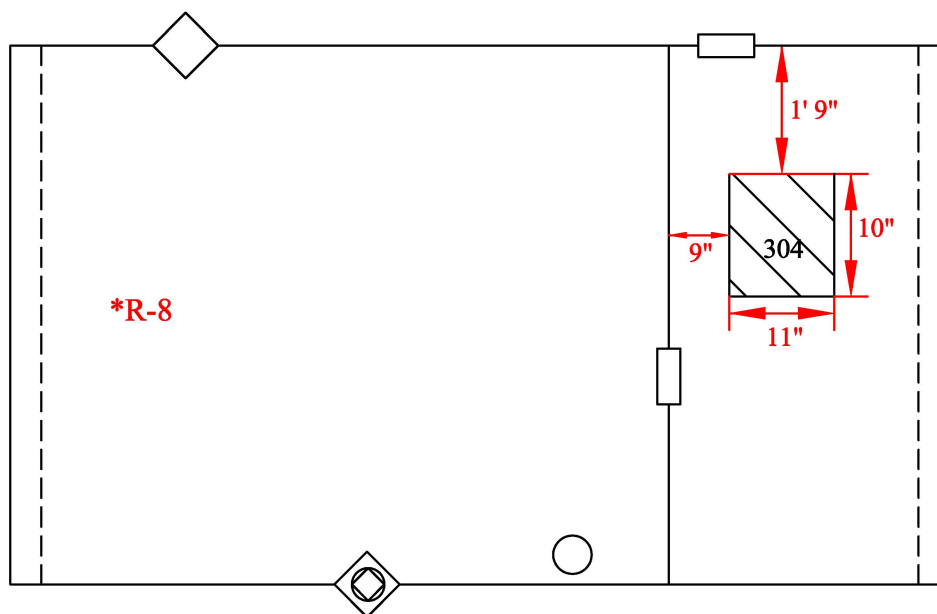
Quadrant: B

Vertical Drop #: 15

Row #: 8

Thickness:

304 - UC 0.170"



Tank Section: Barrel

Quadrant: B

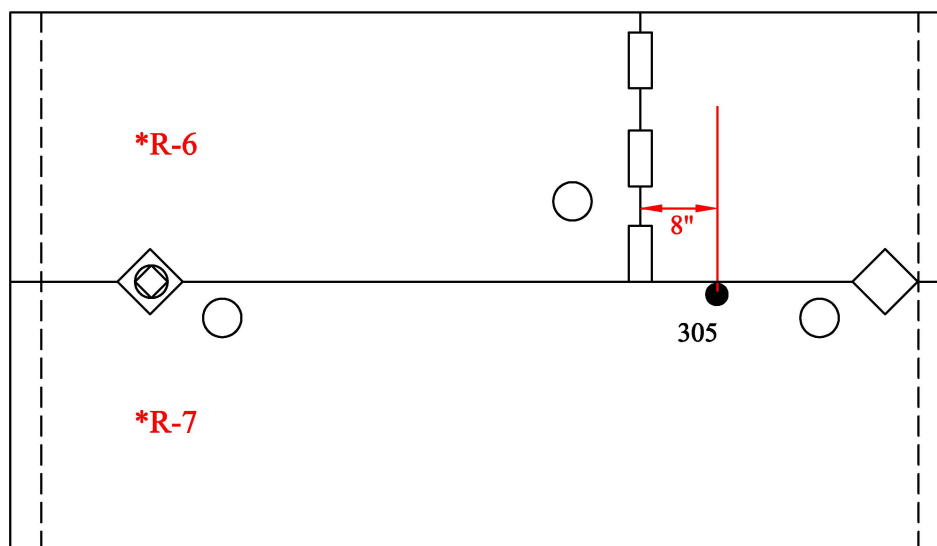
Vertical Drop #: 15

Row #: 7

Thickness:

305 - Pinhole 1/16"Ø

Remaining: 0.165"



* Hidden lines represent left/right edges of each vertical drop which was the most effective testing approach for the barrel/extension of Tank #16.

Drawing is not to scale

3.0 TANK MAPS

Weston Solutions, Inc.

Honolulu, HI

Tank #16 - Quadrant B Flaws 306-307

TANK #16 - QUADRANT B FLAWS 306-307

**Nominal Plate Thickness: 0.250"*

Tank Section: Barrel

Quadrant: B

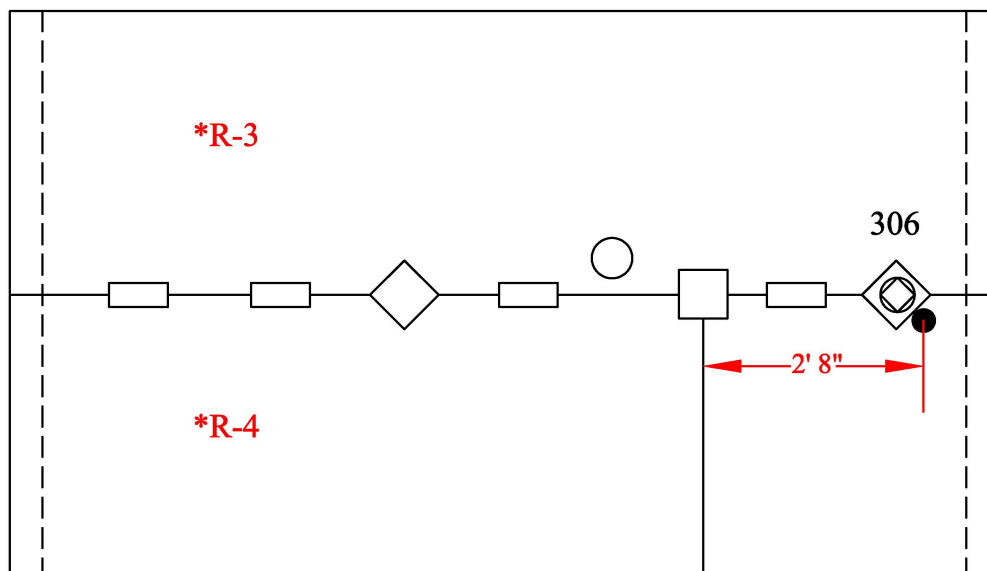
Vertical Drop #: 15

Row #: 4

Thickness:

306 - Pinhole 1/16"Ø

Remaining: 0.210"



Tank Section: Barrel

Quadrant: B

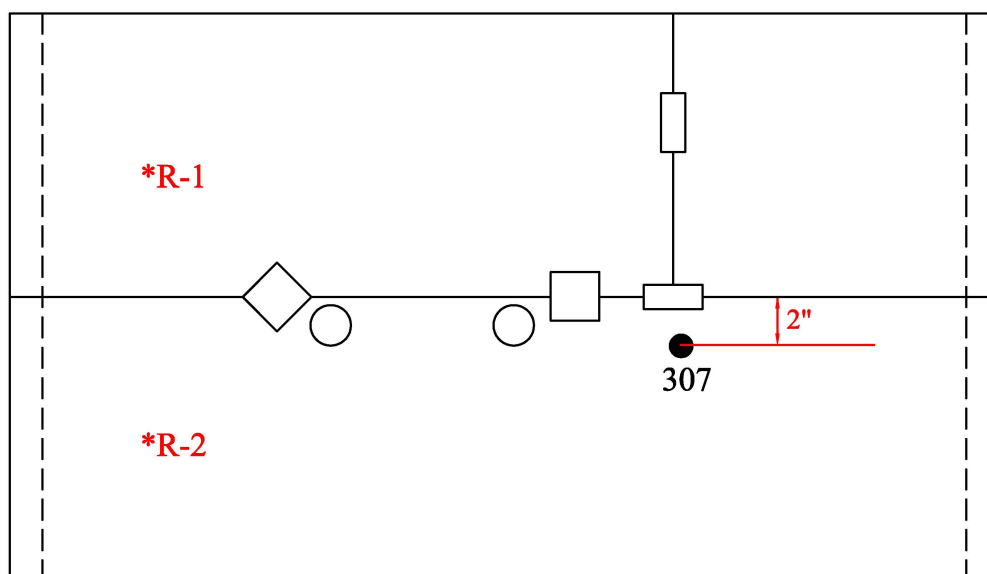
Vertical Drop #: 16

Row #: 2

Thickness:

307 - Pinhole 1/16"Ø

Remaining: 0.220"



* Hidden lines represent left/right edges of each vertical drop which was the most effective testing approach for the barrel/extension of Tank #16.

Drawing is not to scale

3.0 TANK MAPS

Weston Solutions, Inc.

Honolulu, HI

Tank #16 - Quadrant A Flaws 308-311

TANK #16 - QUADRANT A FLAWS 308-311

**Nominal Plate Thickness: 0.250"*

Date Inspected/Confirmed: 12/22/2005

Tank Section: Barrel

Quadrant: B

Vertical Drop #: 16

Row #: 5

Thickness:

308A - Pinhole 1/16"Ø

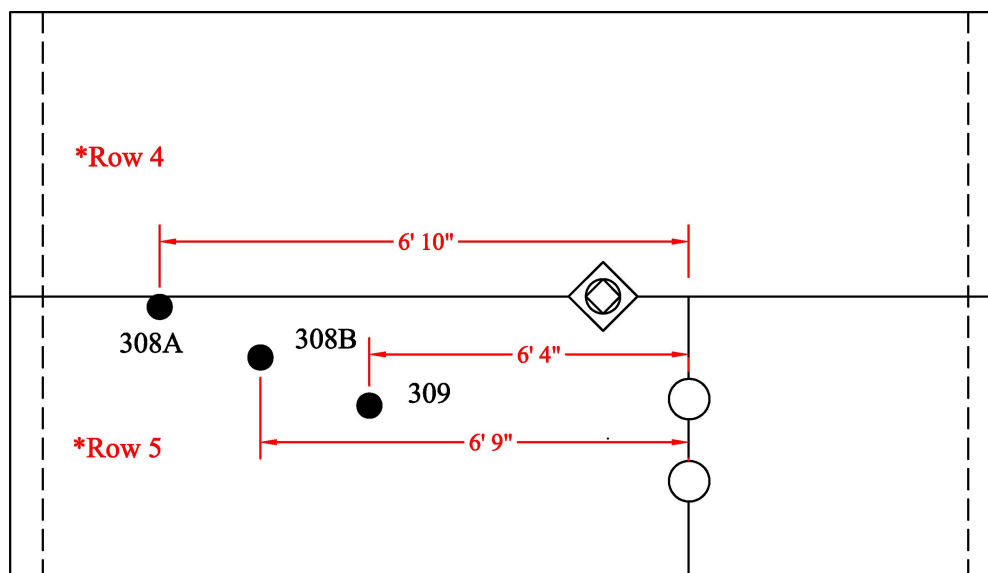
Remaining: 0.185"

308B - Pinhole 1/16"Ø

Remaining: 0.210"

309 - Pinhole 1/16"Ø

Remaining: 0.220"



Tank Section: Barrel

Quadrant: B

Vertical Drop #: 16

Row #: 10

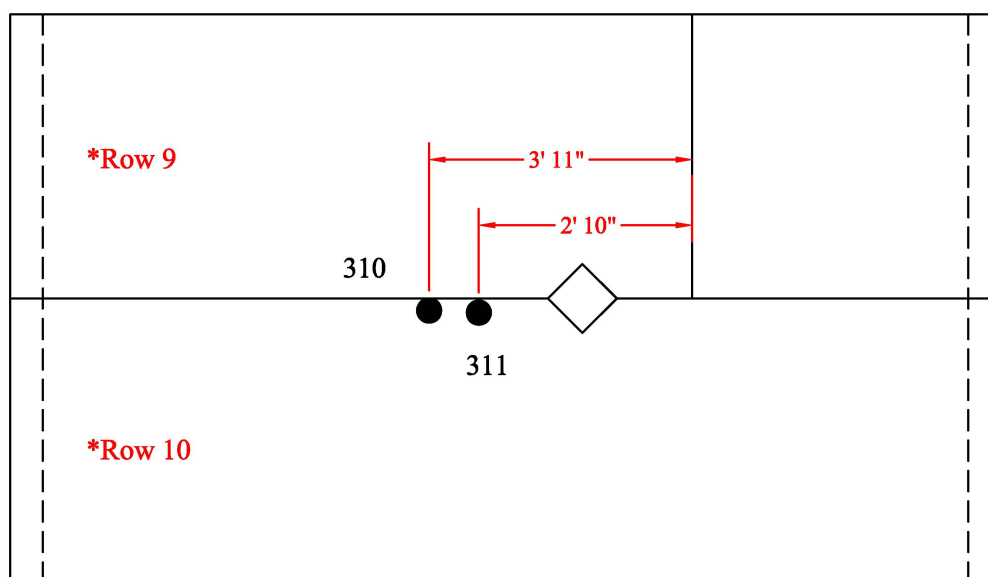
Thickness:

310 - Pinhole 1/32"Ø

Remaining: 0.205"

311 - Pinhole 1/32"Ø

Remaining: 0.220"



* Hidden lines represent left/right edges of each vertical drop which was the most effective testing approach for the barrel/extension of Tank #16.

Drawing is not to scale

3.0 TANK MAPS

Weston Solutions, Inc.

Honolulu, HI

Tank #16 - Quadrant B Flaws 312-313

TANK #16 - QUADRANT B FLAWS 312-313

Date Inspected/Confirmed: 12/22/05

**Nominal Plate Thickness: 0.250"*

Tank Section: Barrel

Quadrant: B

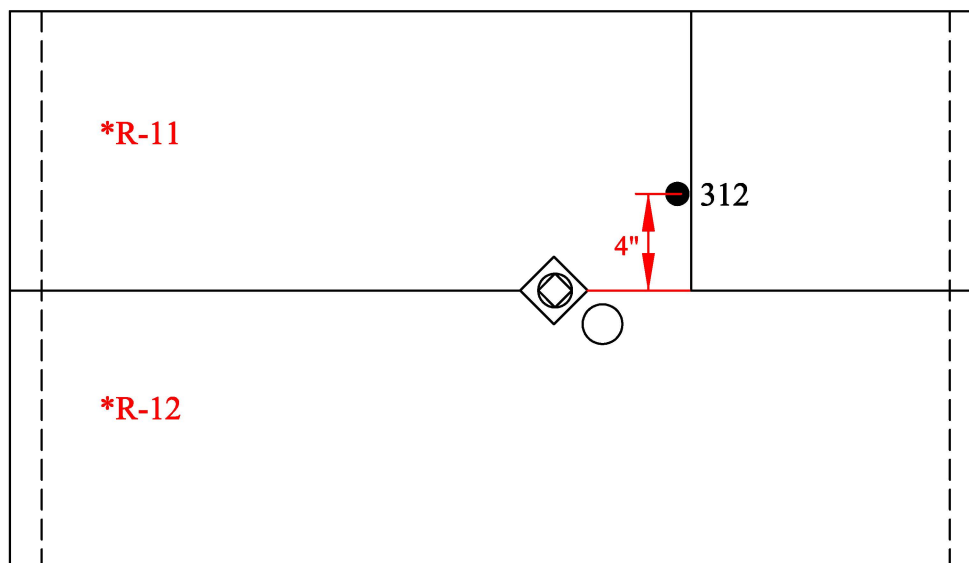
Vertical Drop #: 16

Row #: 11

Thickness:

312 - Pinhole 1/16"Ø

Remaining: 0.220"



Tank Section: Barrel

Quadrant: B

Vertical Drop #: 16

Row #: 15

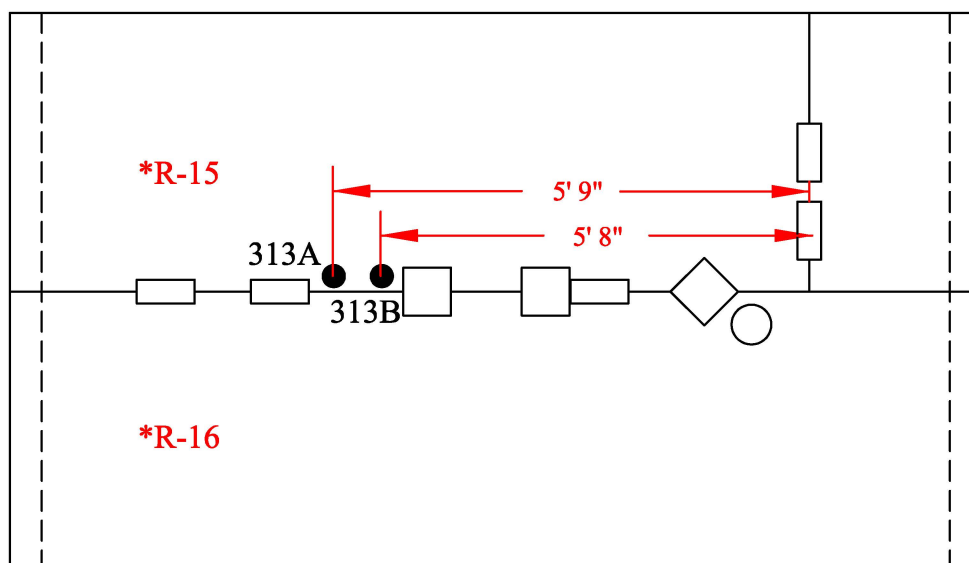
Thickness:

313A - Pinhole 1/32"Ø

Remaining: 0.200"

313B - Pinhole 1/32"Ø

Remaining: 0.220"



* Hidden lines represent left/right edges of each vertical drop which was the most effective testing approach for the barrel/extension of Tank #16.

Drawing is not to scale

3.0 TANK MAPS

Weston Solutions, Inc.

Honolulu, HI

Tank #16 - Quadrant B Flaws 314-315

TANK #16 - QUADRANT B FLAWS 314-315

Date Inspected/Confirmed: 1/4/06

**Nominal Plate Thickness: 0.250"*

Tank Section: Barrel

Quadrant: B

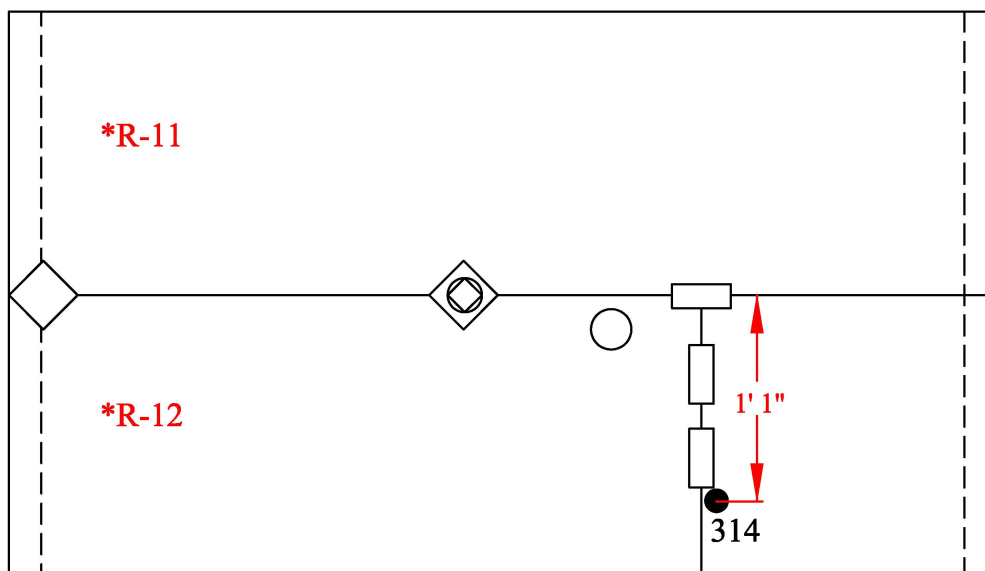
Vertical Drop #: 16

Row #: 25

Thickness:

314 - Pinhole 1/32"Ø

Remaining: 0.215"



Tank Section: Barrel

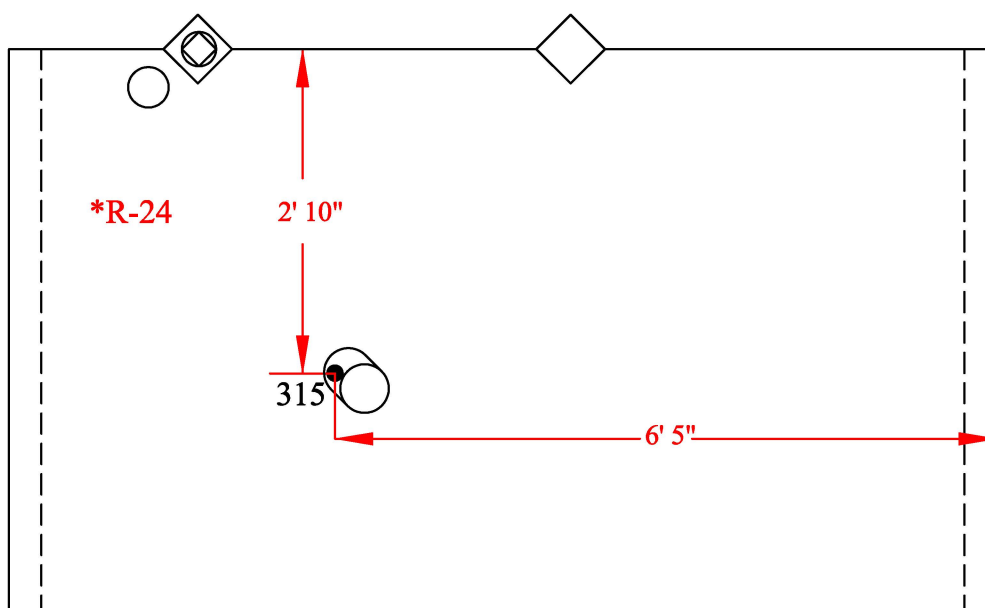
Quadrant: B

Vertical Drop #: 17

Row #: 24

Thickness:

315 - UC 0.190" @ 9:00



* Hidden lines represent left/right edges of each vertical drop which was the most effective testing approach for the barrel/extension of Tank #16.

Drawing is not to scale

3.0 TANK MAPS

Weston Solutions, Inc.

Honolulu, HI

Tank #16 - Quadrant B Flaws 316-317

TANK #16 - QUADRANT B FLAWS 316-317

Date Inspected/Confirmed: 1/4/06

**Nominal Plate Thickness: 0.250"*

Tank Section: Barrel

Quadrant: B

Vertical Drop #: 17

Row #: 10/11, 11

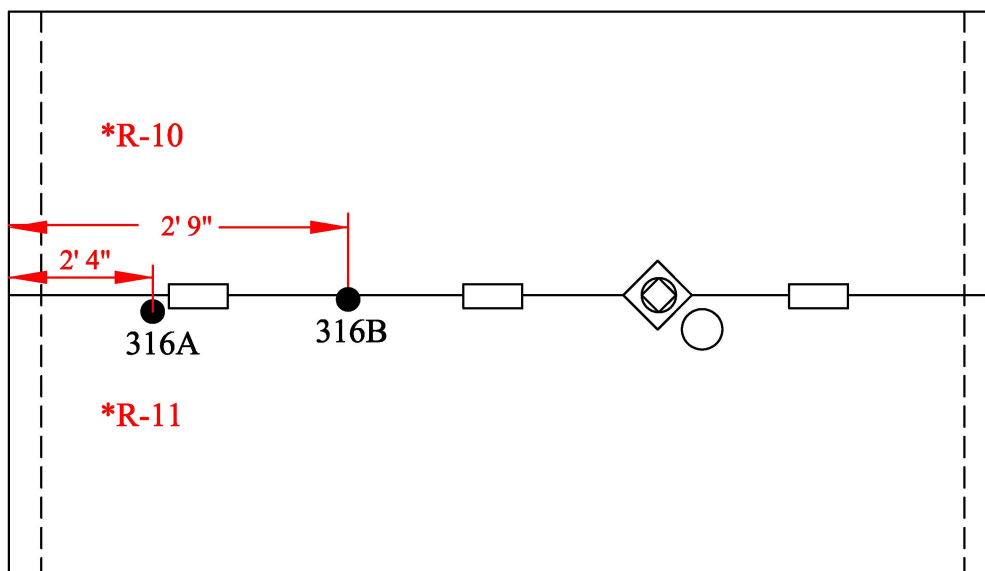
Thickness:

316A - Pinhole 1/32"Ø

Remaining: 0.185"

316B - Pinhole 1/32"Ø

Remaining: 0.200"



Tank Section: Barrel

Quadrant: B

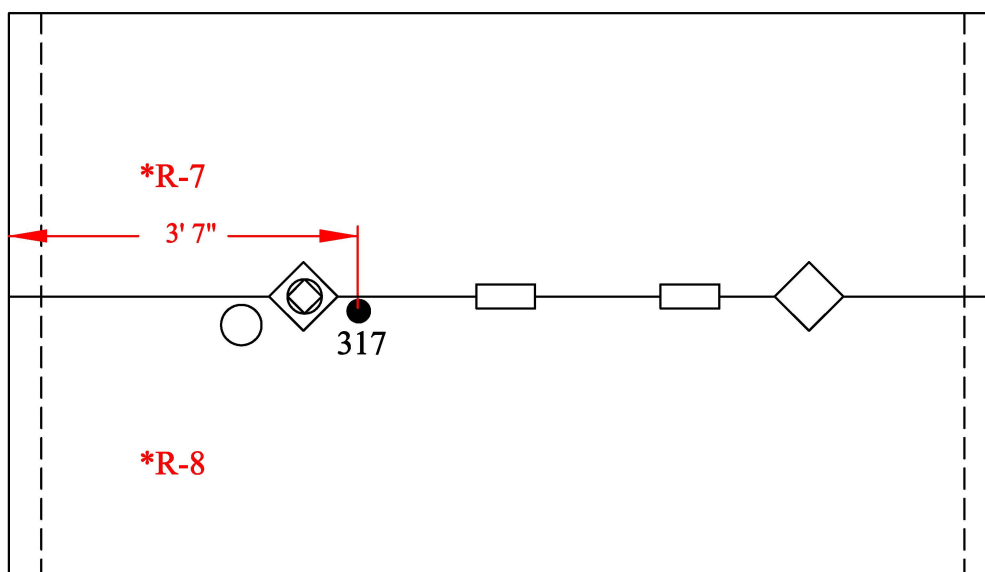
Vertical Drop #: 17

Row #: 8

Thickness:

317 - Pinhole 1/32"Ø

Remaining: 0.210"



* Hidden lines represent left/right edges of each vertical drop which was the most effective testing approach for the barrel/extension of Tank #16.

Drawing is not to scale

3.0 TANK MAPS

Weston Solutions, Inc.

Honolulu, HI

Tank #16 - Quadrant B Flaws 318-319

TANK #16 - QUADRANT B FLAWS 318-319

Date Inspected/Confirmed: 1/4/06

**Nominal Plate Thickness: 0.250"*

Tank Section: Barrel

Quadrant: B

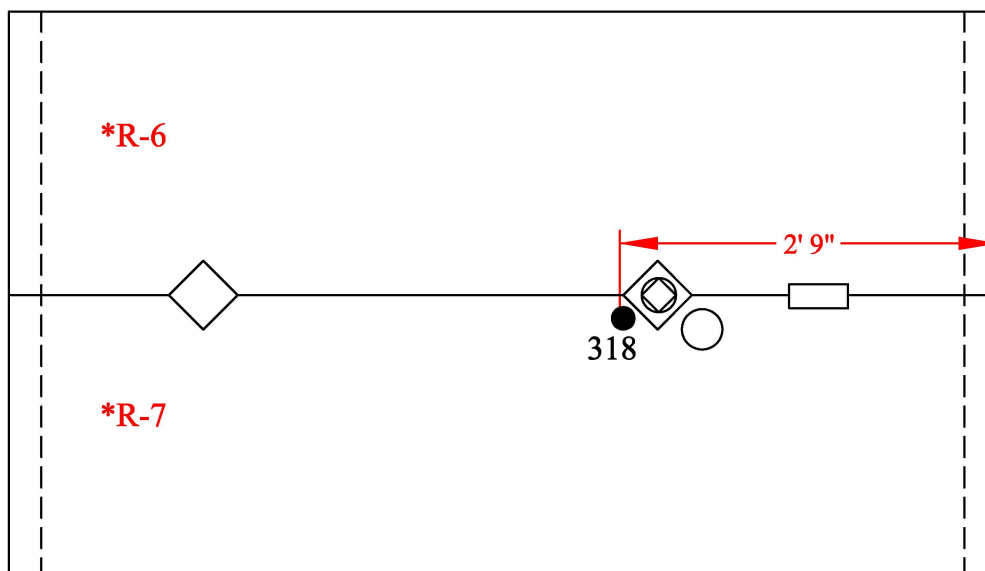
Vertical Drop #: 17

Row #: 7

Thickness:

318 - Pinhole 1/32"Ø

Remaining: 0.215"



Tank Section: Barrel

Quadrant: B

Vertical Drop #: 17

Row #: 6

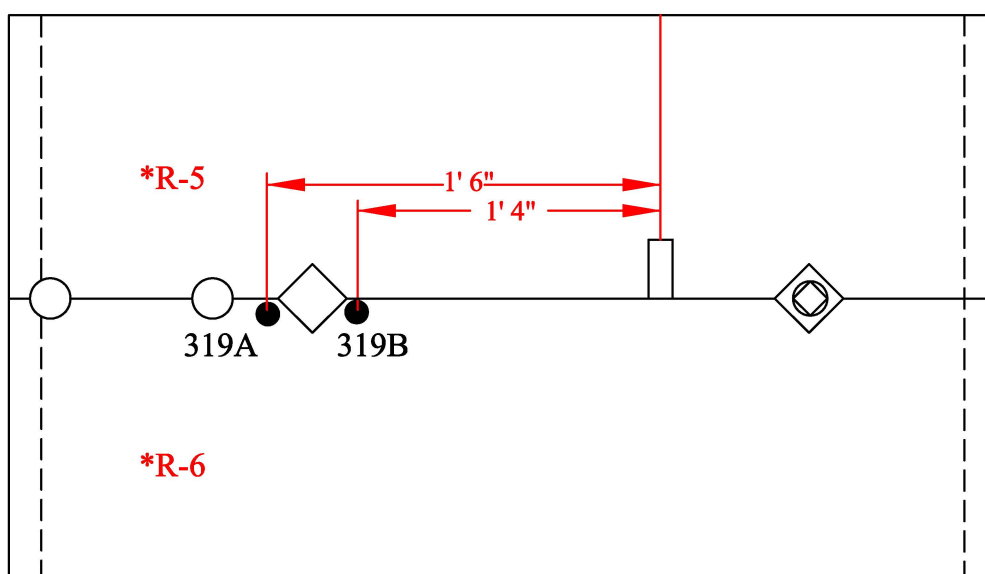
Thickness:

319A - Pinhole 1/32"Ø

Remaining: 0.200"

319B - Pinhole 1/32"Ø

Remaining: 0.215"



* Hidden lines represent left/right edges of each vertical drop which was the most effective testing approach for the barrel/extension of Tank #16.

Drawing is not to scale

3.0 TANK MAPS

Weston Solutions, Inc.

Honolulu, HI

Tank #16 - Quadrant B Flaws 320-321

TANK #16 - QUADRANT B FLAWS 320-321

Date Inspected/Confirmed: 1/4/06

**Nominal Plate Thickness: 0.250"*

Tank Section: Barrel

Quadrant: B

Vertical Drop #: 17

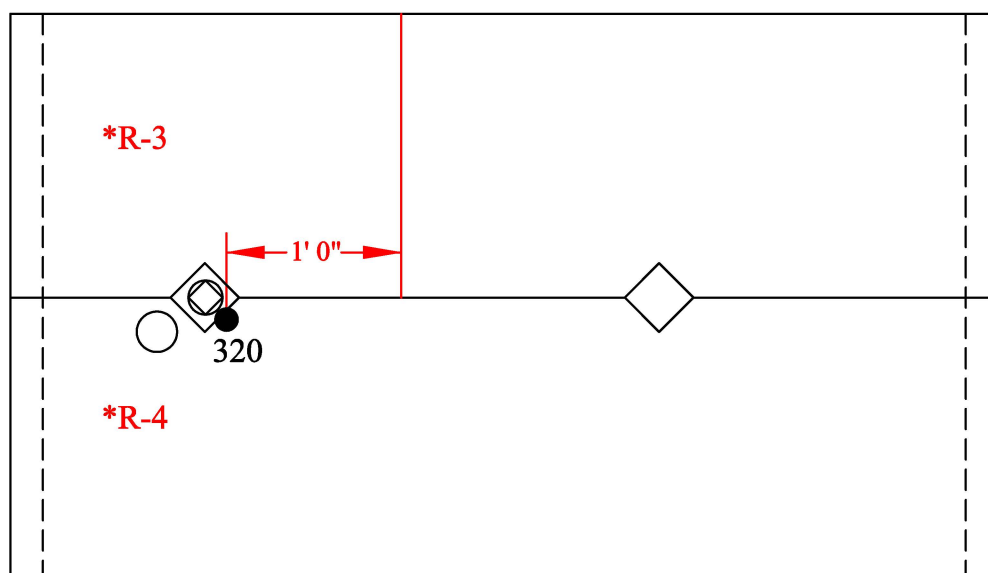
Row #: 4

Thickness:

320 - Pinhole 1/32"Ø

Inappropriate surface conditions

Shear Wave Testing not feasible



Tank Section: Barrel

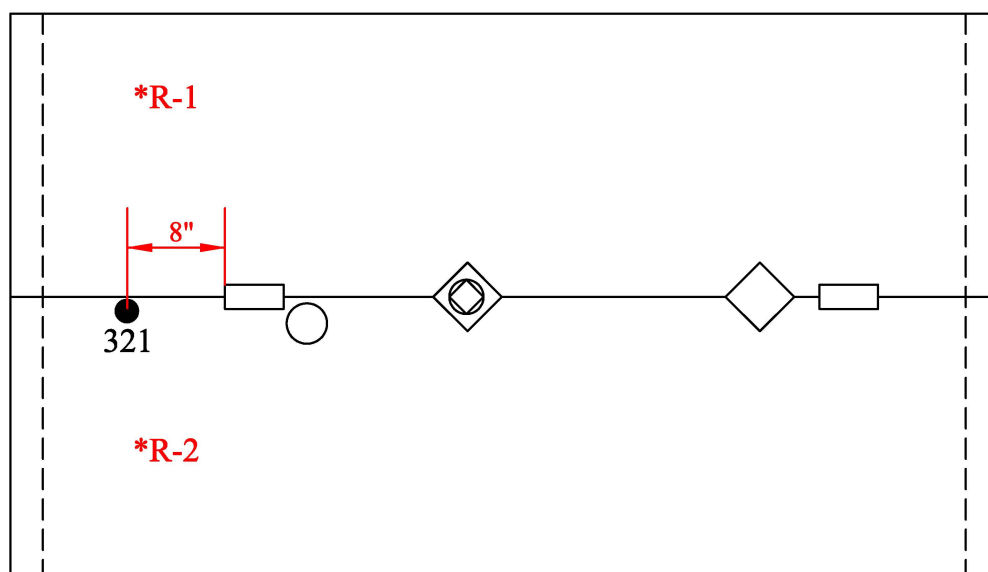
Quadrant: B

Vertical Drop #: 17

Row #: 2

Thickness:

321 - UC 0.175"



* Hidden lines represent left/right edges of each vertical drop which was the most effective testing approach for the barrel/extension of Tank #16.

Drawing is not to scale

3.0 TANK MAPS

Weston Solutions, Inc.

Honolulu, HI

Tank #16 - Quadrant B Flaws 322-323

TANK #16 - QUADRANT B FLAWS 322-323

Date Inspected/Confirmed: 1/4/06

**Nominal Plate Thickness: 0.250"*

Tank Section: Barrel

Quadrant: B

Vertical Drop #: 18

Row #: 2

Thickness:

322 - UC 0.150"

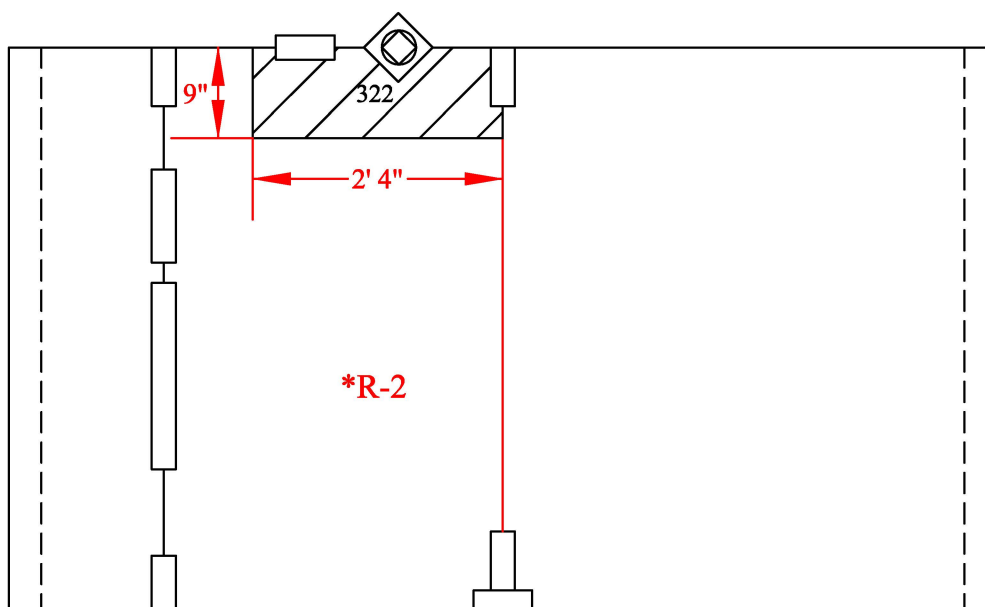


PLATE BADLY DEFORMED

Tank Section: Barrel

Quadrant: B

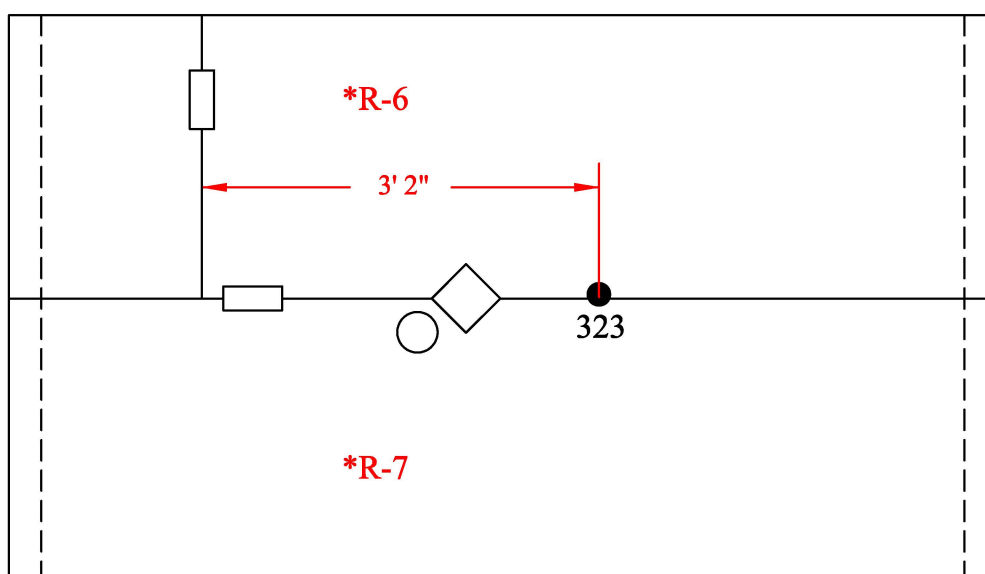
Vertical Drop #: 18

Row #: 6/7

Thickness:

323 - Pinhole 1/32"Ø

Remaining: 0.175"



* Hidden lines represent left/right edges of each vertical drop which was the most effective testing approach for the barrel/extension of Tank #16.

Drawing is not to scale

3.0 TANK MAPS

Weston Solutions, Inc.

Honolulu, HI

Tank #16 - Quadrant B Flaws 324

TANK #16 - QUADRANT B FLAWS 215-218

**Nominal Plate Thickness: 0.250"*

Date Inspected/Confirmed: 1/4/2006

Tank Section: Barrel

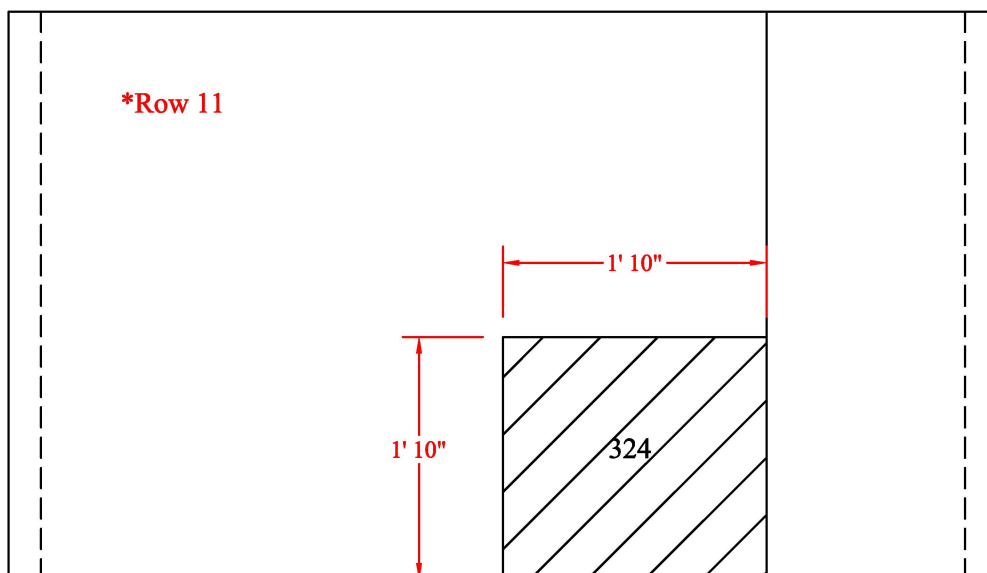
Quadrant: B

Vertical Drop #: 18

Row #: 11

Thickness:

324 - UC 0.100"



* Hidden lines represent left/right edges of each vertical drop which was the most effective testing approach for the barrel/extension of Tank #16.

Drawing is not to scale

3.0 TANK MAPS

Weston Solutions, Inc.

Honolulu, HI

Tank #16 - Quadrant B Flaws 346-348

TANK #16 - QUADRANT B FLAWS 346-348

Date Inspected/Confirmed: 1/5/06

**Nominal Plate Thickness: 0.250"*

Tank Section: Barrel

Quadrant: B

Vertical Drop #: 18

Row #: 17

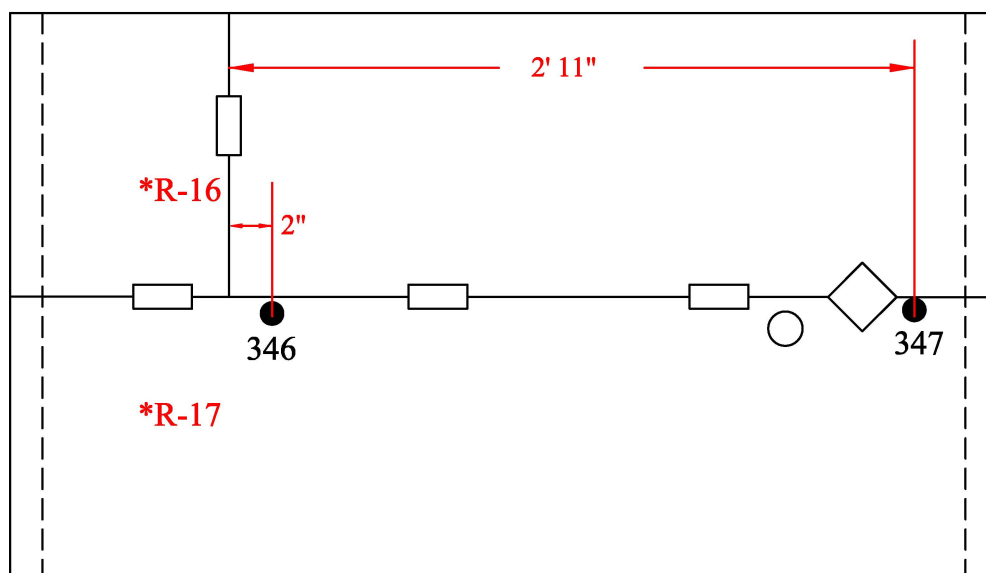
Thickness:

346 - Pinhole 1/32"Ø

Remaining: 0.215"

347 - Pinhole 1/32"Ø

Remaining: 0.180"



Tank Section: Barrel

Quadrant: B

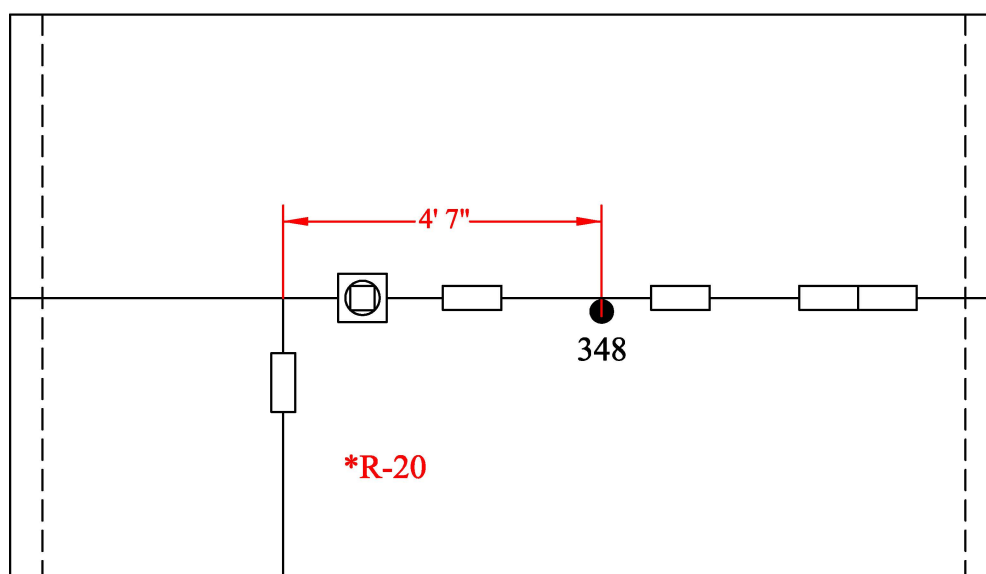
Vertical Drop #: 18

Row #: 20

Thickness:

348 - Pinhole 1/32"Ø

Remaining: 0.225"



* Hidden lines represent left/right edges of each vertical drop which was the most effective testing approach for the barrel/extension of Tank #16.

Drawing is not to scale

3.0 TANK MAPS

Weston Solutions, Inc.

Honolulu, HI

Tank #16 - Quadrant B Flaws 349-351

TANK #16 - QUADRANT B FLAWS 349-351

Date Inspected/Confirmed: 1/5/06

**Nominal Plate Thickness: 0.250"*

Tank Section: Barrel

Quadrant: B

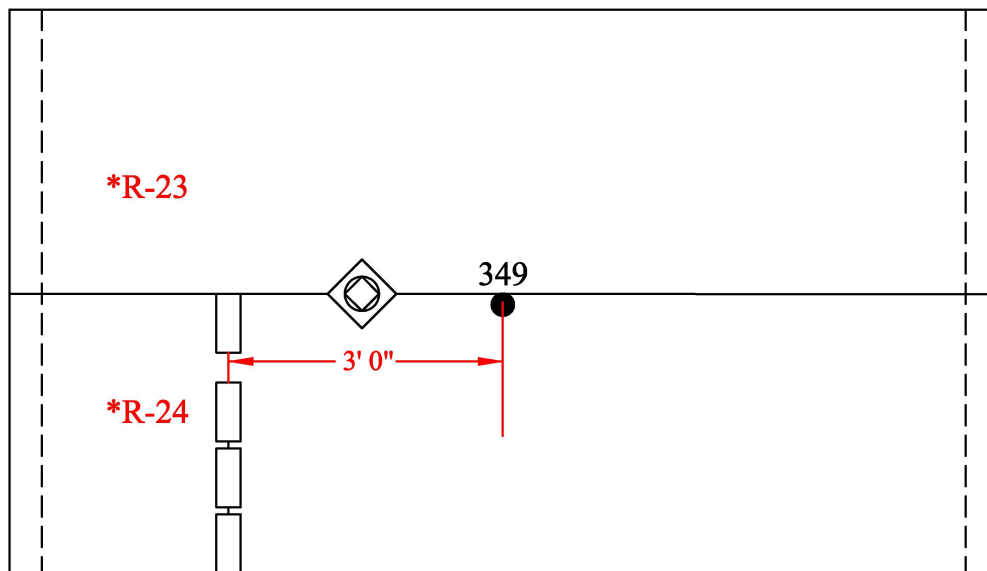
Vertical Drop #: 18

Row #: 24

Thickness:

349 - Pinhole 1/32"Ø

Remaining: 0.190"



Tank Section: Barrel

Quadrant: B

Vertical Drop #: 19

Row #: 25

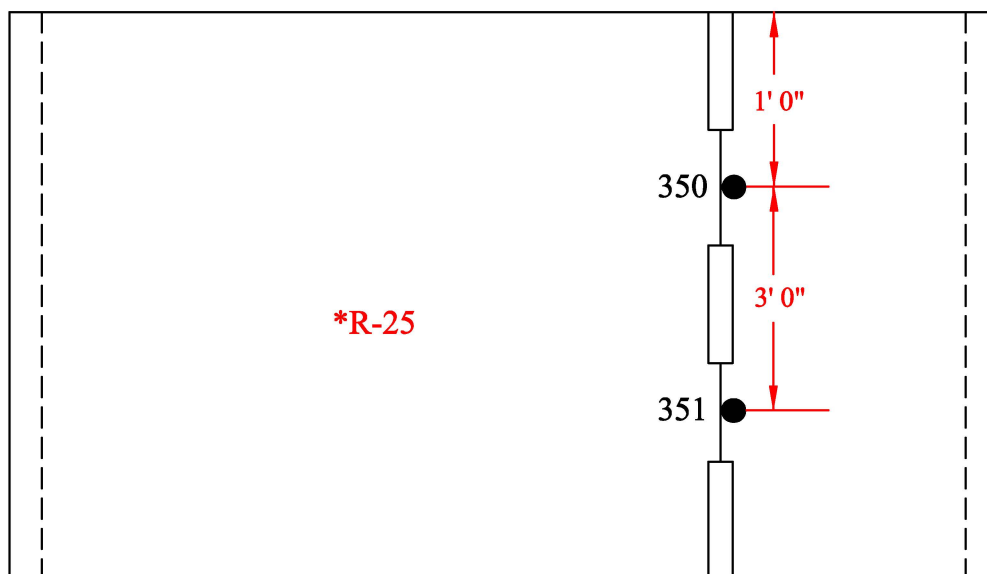
Thickness:

350 - Pinhole 1/32"Ø

Remaining: 0.190"

351 - Pinhole 1/32"Ø

Remaining: 0.190"



* Hidden lines represent left/right edges of each vertical drop which was the most effective testing approach for the barrel/extension of Tank #16.

Drawing is not to scale

3.0 TANK MAPS

Weston Solutions, Inc.

Honolulu, HI

Tank #16 - Quadrant B Flaws 352-353

TANK #16 - QUADRANT B FLAWS 352-353

Date Inspected/Confirmed: 1/5/06

**Nominal Plate Thickness: 0.250"*

Tank Section: Barrel

Quadrant: B

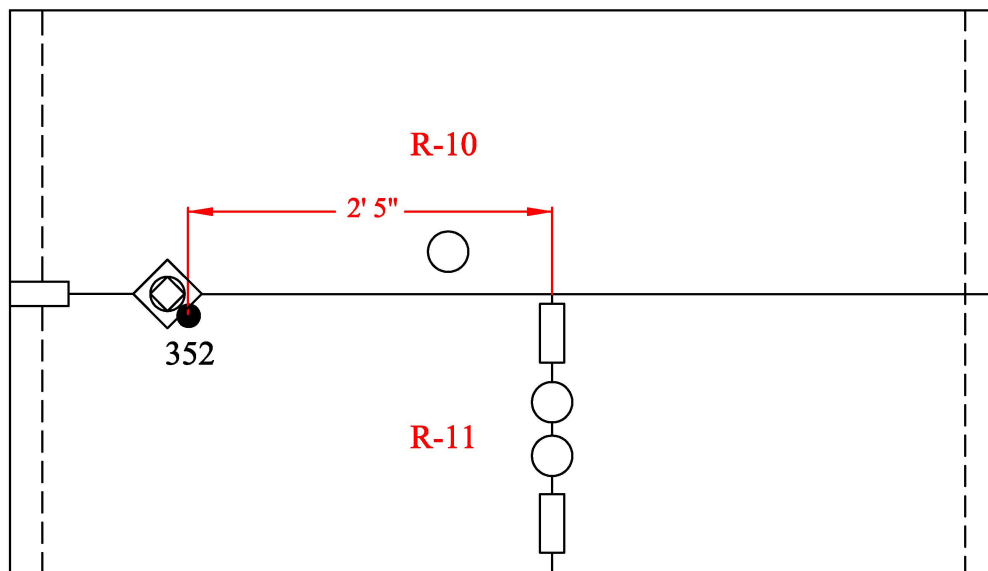
Vertical Drop #: 19

Row #: 11

Thickness:

352 - Pinhole 1/32"Ø

**Inappropriate surface conditions
Shear Wave Testing not feasible**



Tank Section: Barrel

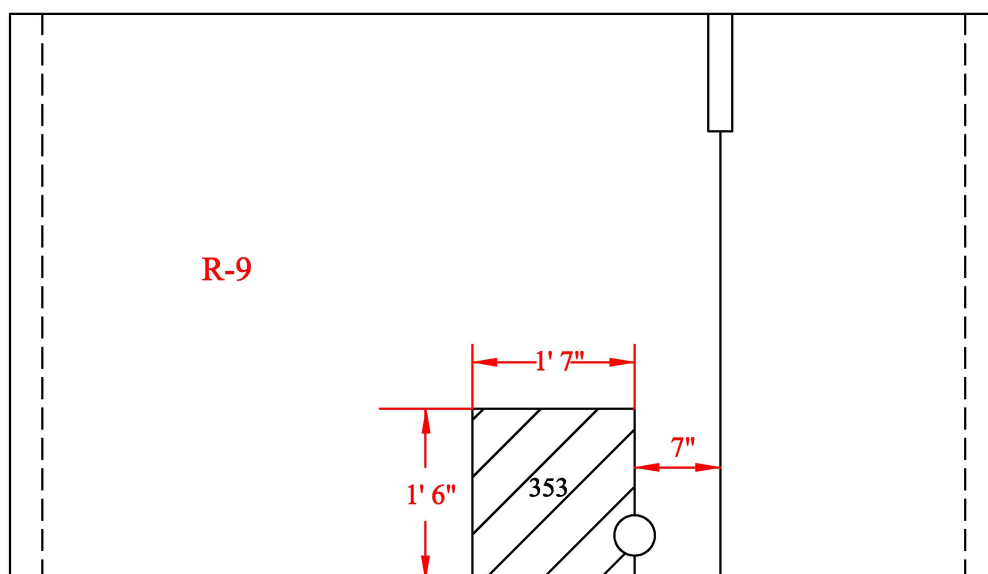
Quadrant: B

Vertical Drop #: 19

Row #: 9

Thickness:

353 - UC 0.190"



* Hidden lines represent left/right edges of each vertical drop which was the most effective testing approach for the barrel/extension of Tank #16.

Drawing is not to scale

3.0 TANK MAPS

Weston Solutions, Inc.

Honolulu, HI

Tank #16 - Quadrant B Flaws 354

TANK #16 - QUADRANT B FLAWS 354

**Nominal Plate Thickness: 0.250"*

Date Inspected/Confirmed: 1/5/2006

Tank Section: Barrel

Quadrant: B

Vertical Drop #: 19

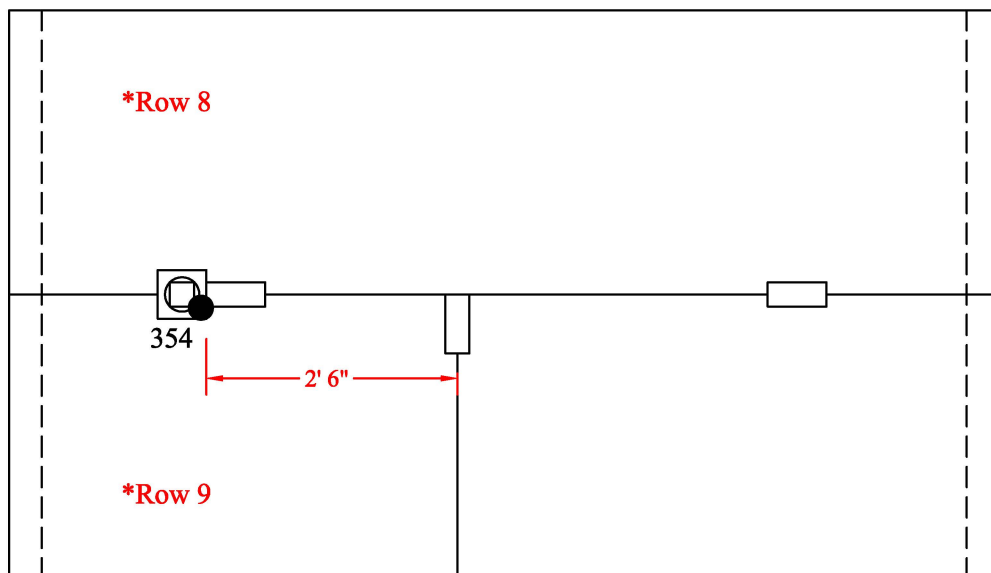
Row #: 9

Thickness:

354 - PH 1/32"Ø

Inappropriate surface conditions

Shear Wave Testing not feasible



* Hidden lines represent left/right edges of each vertical drop which was the most effective testing approach for the barrel/extension of Tank #16.

Drawing is not to scale

3.0 TANK MAPS

Weston Solutions, Inc.

Honolulu, HI

Tank #16 - Quadrant B Flaws 376-378

TANK #16 - QUADRANT B FLAWS 376-378

Date Inspected/Confirmed: 1/6/06

**Nominal Plate Thickness: 0.250"*

Tank Section: Extension

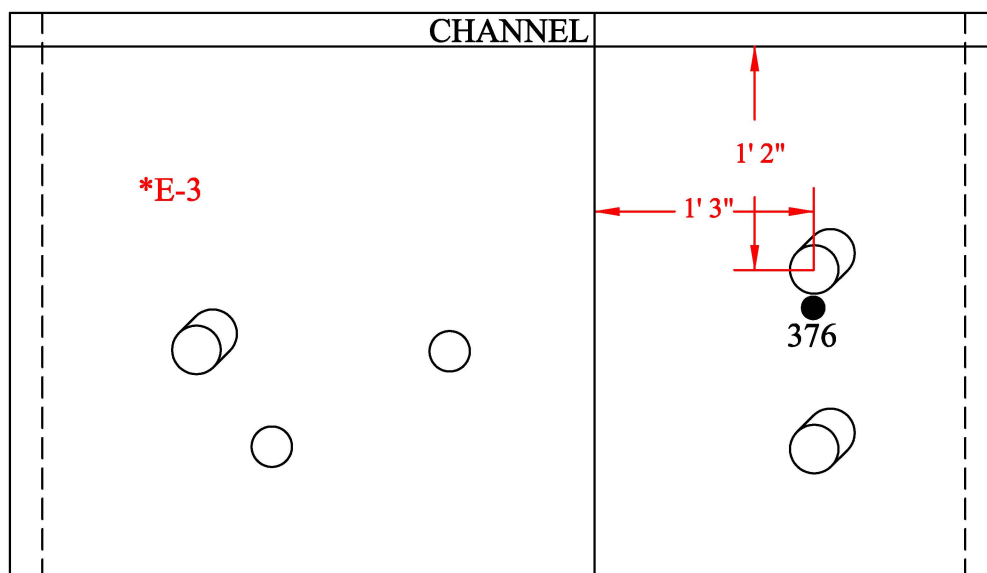
Quadrant: B

Vertical Drop #: 18

Row #: E-3

Thickness:

376 - UC 0.185"



Tank Section: Extension

Quadrant: B

Vertical Drop #: 17

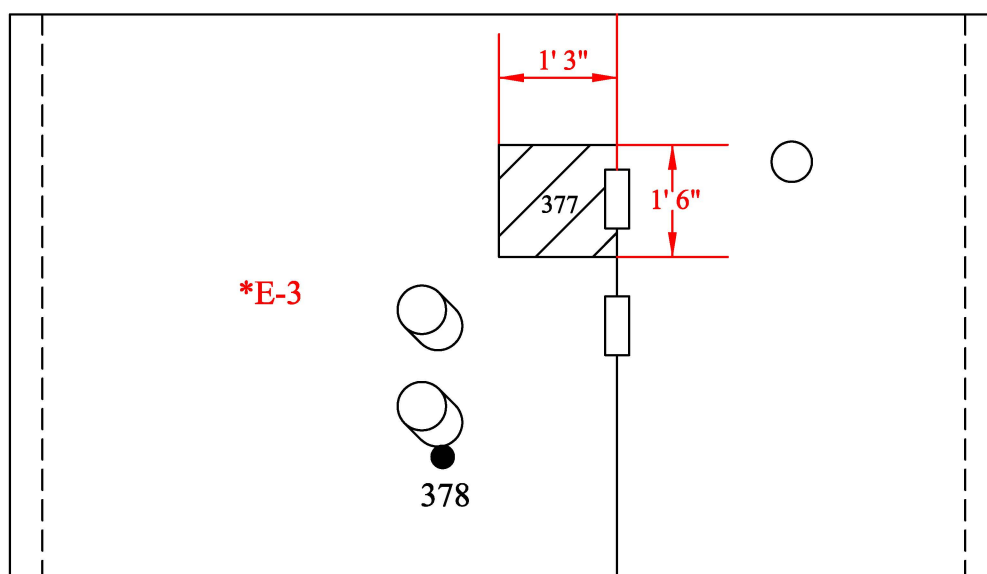
Row #: E-3

Thickness:

377 - UC 0.195"

378 - Pinhole 1/32"Ø

Remaining: 0.180"



* Hidden lines represent left/right edges of each vertical drop which was the most effective testing approach for the barrel/extension of Tank #16.

Drawing is not to scale

3.0 TANK MAPS

Weston Solutions, Inc.

Honolulu, HI

Tank #16 - Quadrant B Flaws 379-382

TANK #16 - QUADRANT B FLAWS 379-382

Date Inspected/Confirmed: 1/6/06

**Nominal Plate Thickness: 0.250"*

Tank Section: Extension

Quadrant: B

Vertical Drop #: 17

Row #: E-2

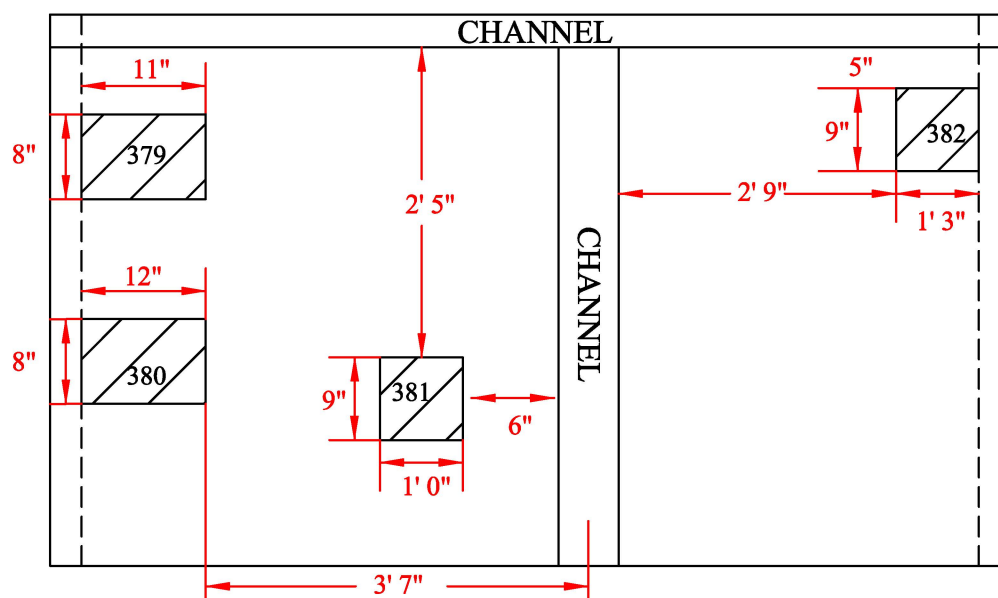
Thickness:

379 - UC 0.190"

380 - UC 0.200"

381 - UC 0.140"

382 - UC 0.190"



* Hidden lines represent left/right edges of each vertical drop which was the most effective testing approach for the barrel/extension of Tank #16.

Drawing is not to scale

Tank #16 - Quadrant B Flaws 425-428

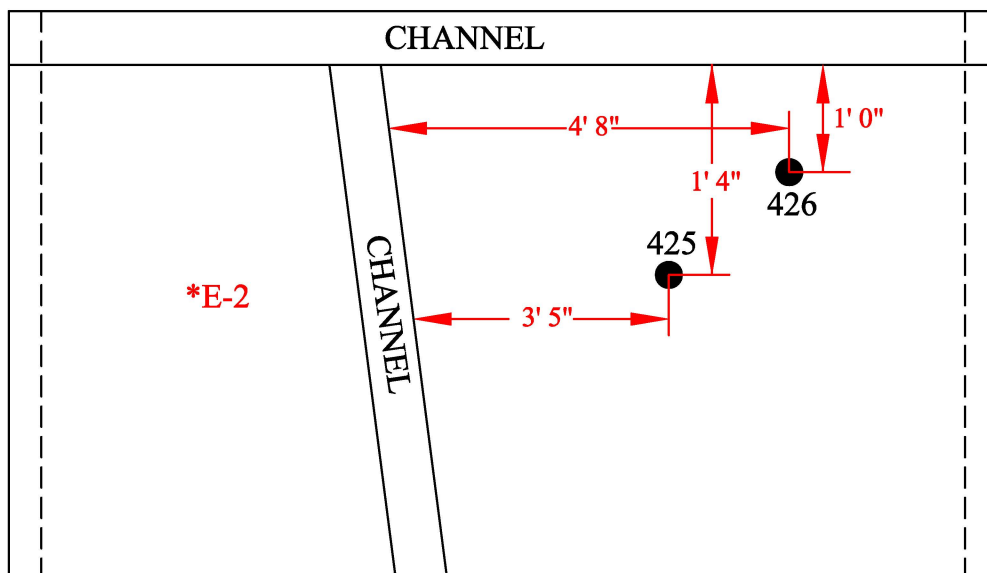
TANK #16 - QUADRANT B FLAWS 425-428

**Nominal Plate Thickness: 0.250"*

Date Inspected/Confirmed: 1/9/06

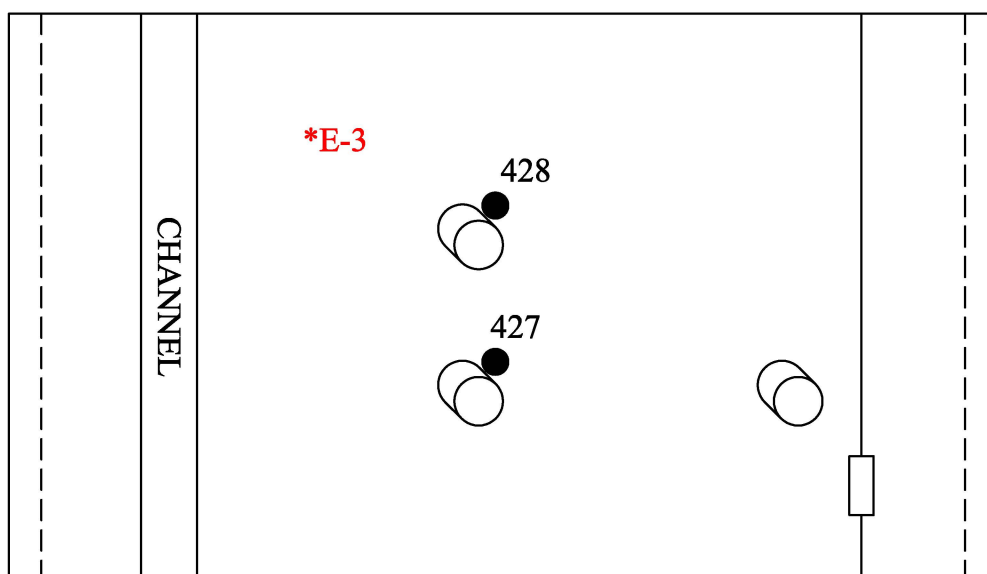
Tank Section: Extension
Quadrant: B
Vertical Drop #: 18
Row #: E-2

#425 - Dent
#426 - Dent



Tank Section: Extension
Quadrant: B
Vertical Drop #: 16
Row #: E-3

Thickness:
427 - UC 0.195" @ 12:00
428 - UC 0.200" @ 12:00



* Hidden lines represent left/right edges of each vertical drop which was the most effective testing approach for the barrel/extension of Tank #16.

Drawing is not to scale

Tank #16 - Extension B Flaws 429-433

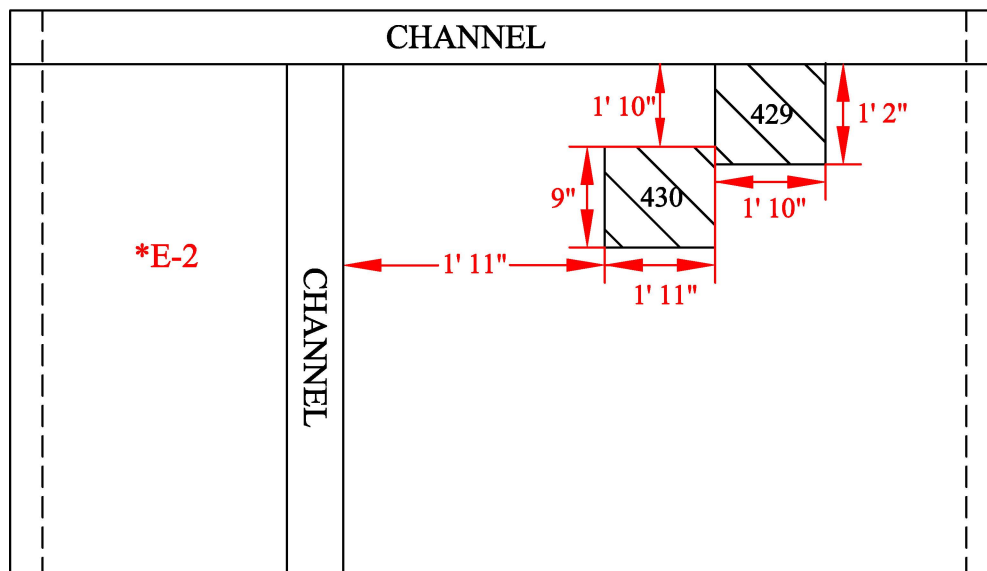
TANK #16 - EXTENSION B FLAWS 429-433

***Nominal Plate Thickness: 0.250"**

Date Inspected/Confirmed: 1/9/06

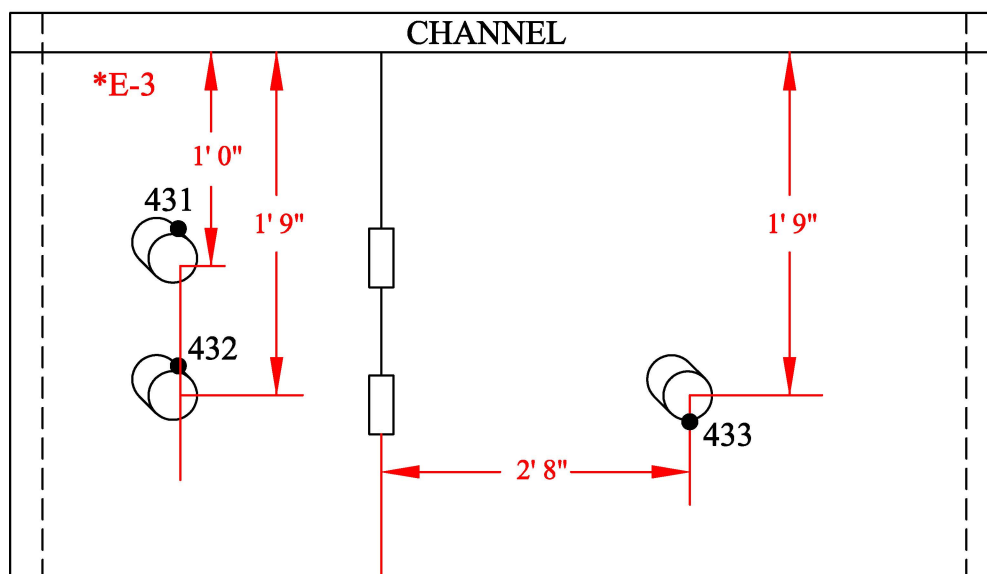
Tank Section: Extension
Quadrant: B
Vertical Drop #: 14
Row #: E-2

Thickness:
 429 - UC 0.190"
 430 - UC 0.200"



Tank Section: Extension
Quadrant: B
Vertical Drop #: 14
Row #: E-3

Thickness:
 431 - UC 0.200" @ 12:00
 432 - UC 0.200" @ 12:00
 433 - UC 0.200" @ 6:00



* Hidden lines represent left/right edges of each vertical drop which was the most effective testing approach for the barrel/extension of Tank #16.

Drawing is not to scale

Tank #16 - Quadrant B Flaws 434-437

TANK #16 - QUADRANT B FLAWS 434-437

***Nominal Plate Thickness: 0.250"**

Date Inspected/Confirmed: 1/9/06

Tank Section: Extension

Quadrant: B

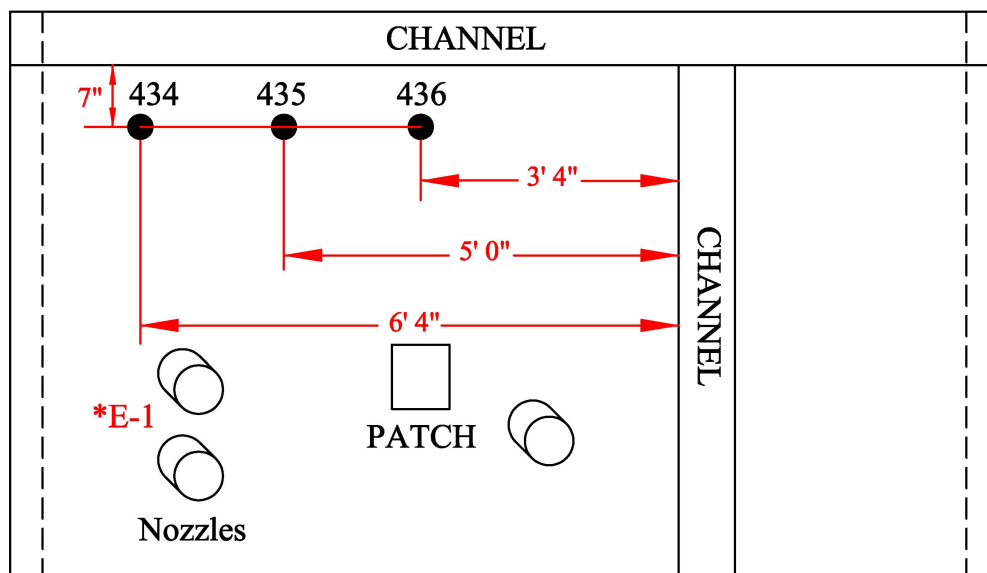
Vertical Drop #: 12

Row #: E-3

434 - Dent

435 - Dent

436 - Dent



Tank Section: Extension

Quadrant: B

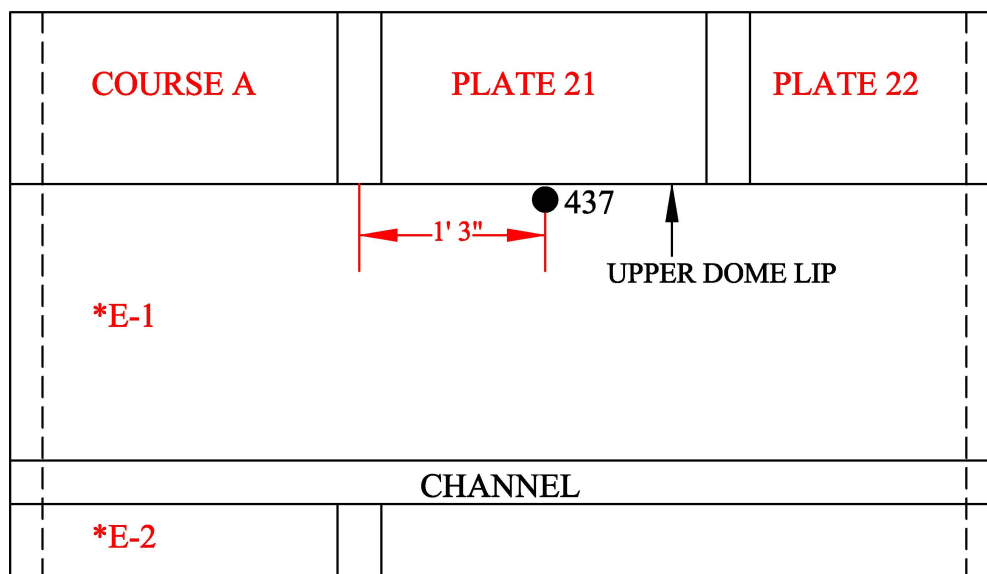
Vertical Drop #: 11

Row #: E-1

Thickness:

437 - Pinhole 1/32"Ø

Remaining: 0.205"



* Hidden lines represent left/right edges of each vertical drop which was the most effective testing approach for the barrel/extension of Tank #16.

Drawing is not to scale

3.0 TANK MAPS

Weston Solutions, Inc.

Honolulu, HI

Tank #16 - Quadrant B Flaws 440-443

TANK #16 - QUADRANT B FLAWS 440-443

**Nominal Plate Thickness: 0.250"*

Date Inspected/Confirmed: 1/10/06

Tank Section: Extension

Quadrant: B

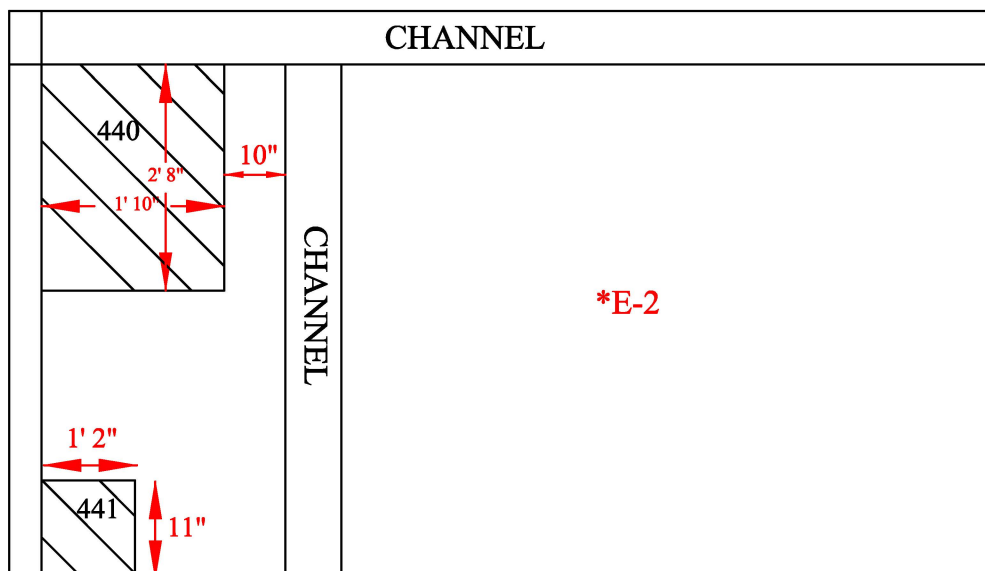
Vertical Drop #: 10

Row #: E-2

Thickness:

440 - UC 0.170"

441 - UC 0.190"



Tank Section: Extension

Quadrant: B

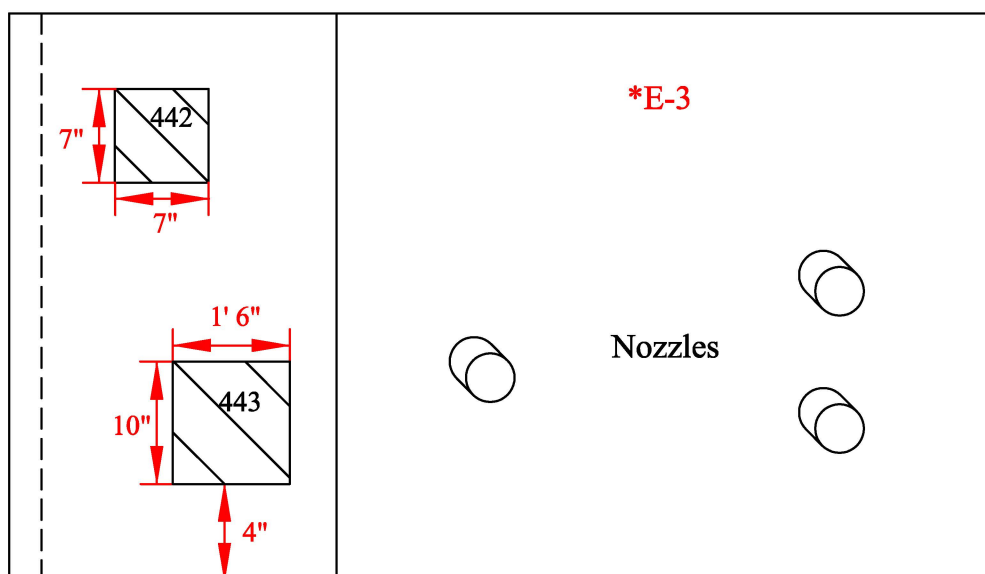
Vertical Drop #: 10

Row #: E-3

Thickness:

442 - UC 0.180"

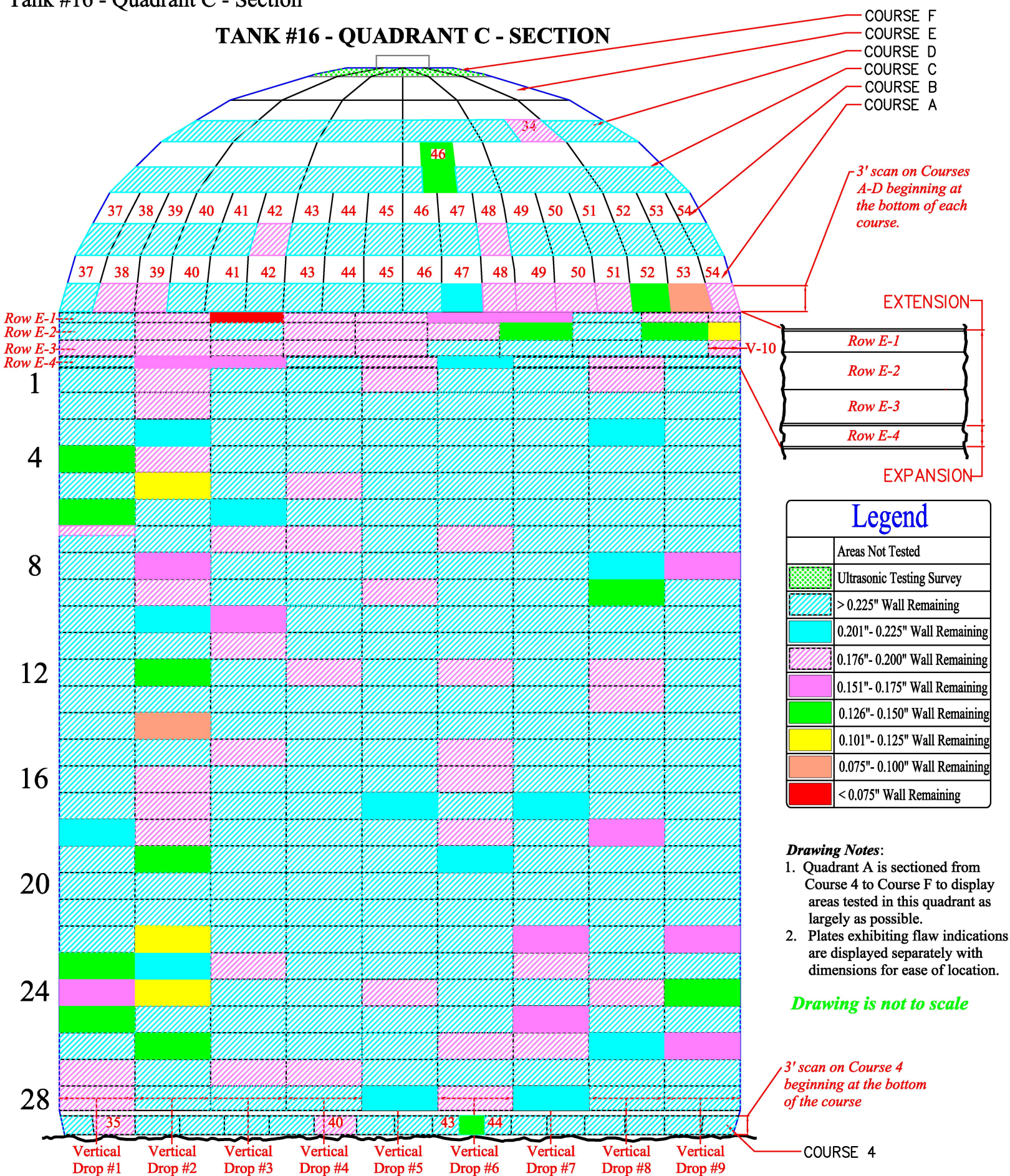
443 - UC 0.160"



* Hidden lines represent left/right edges of each vertical drop which was the most effective testing approach for the barrel/extension of Tank #16.

Drawing is not to scale

TANK #16 - QUADRANT C - SECTION



Tank #16 - Quadrant C Flaws 36 - 37

TANK #16 - QUADRANT C FLAWS 36 - 37

***Nominal Plate Thickness: 0.250"**

Date Inspected/Confirmed: 12/07/2005

Tank Section: Lower Dome

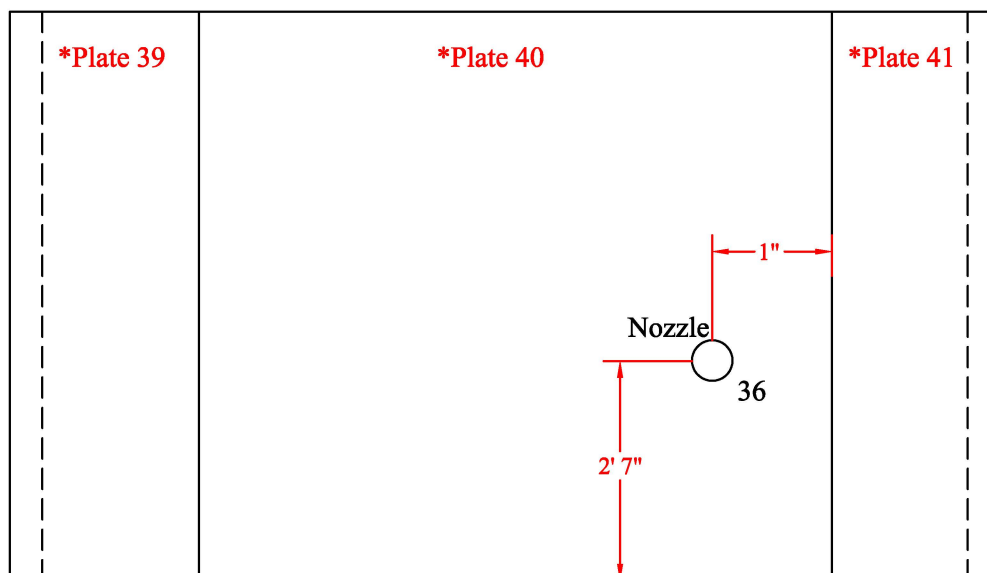
Quadrant: C

Course #: 4

Row #: 40

Thickness:

36 - UC 0.190"



Tank Section: Lower Dome

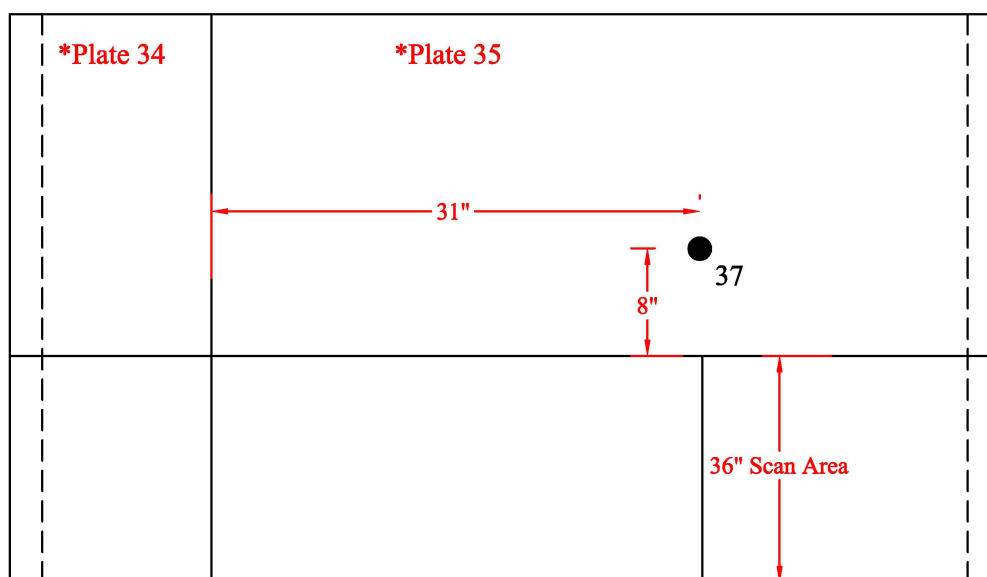
Quadrant: C

Course #: 4

Row #: 35

Thickness:

**37 - Stockside Pit
 Remaining: 0.190"**



* Hidden lines represent left/right edges of each vertical drop which was the most effective testing approach for the barrel/extension of Tank #16.

Drawing is not to scale

3.0 TANK MAPS

Weston Solutions, Inc.

Honolulu, HI

Tank #16 - Quadrant C Flaws 76-77

TANK #16 - QUADRANT C FLAWS 76-77

**Nominal Plate Thickness: 0.250"*

Date Inspected/Confirmed: 12/12/2005

Tank Section: Barrel

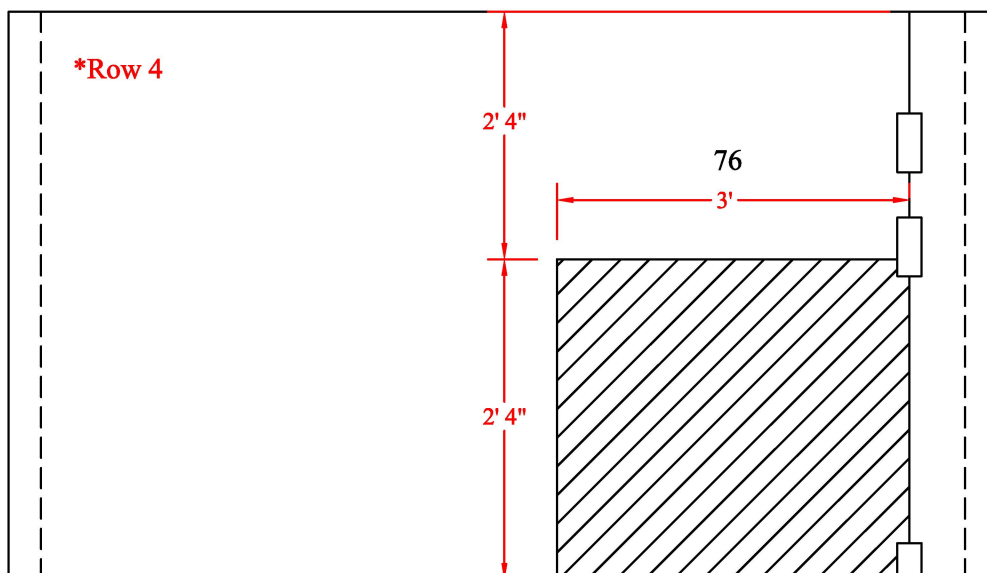
Quadrant: C

Vertical Drop #: 1

Row #: 4

Thickness:

76 - UC 0.140"



Tank Section: Barrel

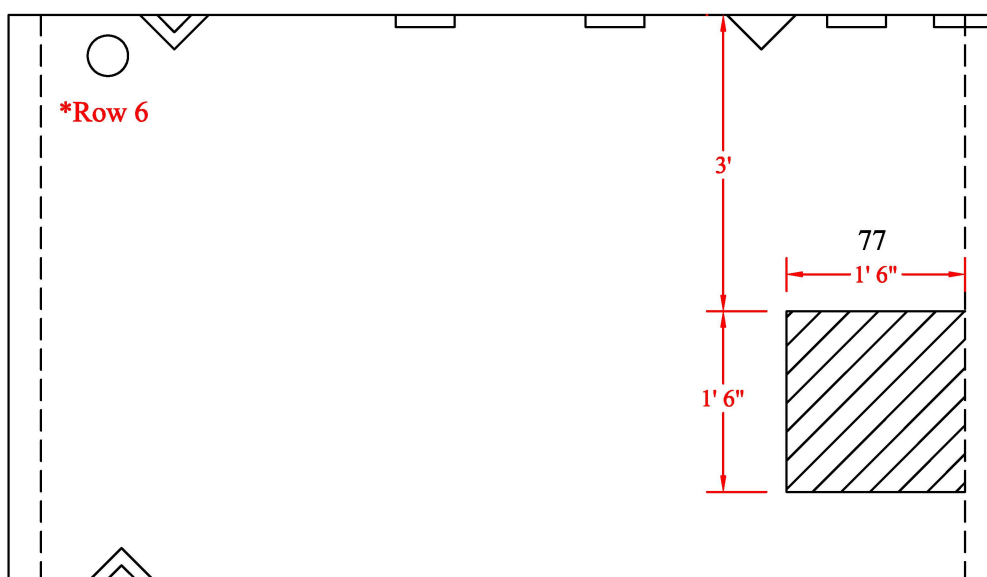
Quadrant: C

Vertical Drop #: 1

Row #: 6

Thickness:

77 - UC 0.150"



* Hidden lines represent left/right edges of each vertical drop which was the most effective testing approach for the barrel/extension of Tank #16.

Drawing is not to scale

3.0 TANK MAPS

Weston Solutions, Inc.

Honolulu, HI

Tank #16 - Quadrant C Flaws 78-79

TANK #16 - QUADRANT C FLAWS 78-79

**Nominal Plate Thickness: 0.250"*

Date Inspected/Confirmed: 12/12/2005

Tank Section: Barrel

Quadrant: C

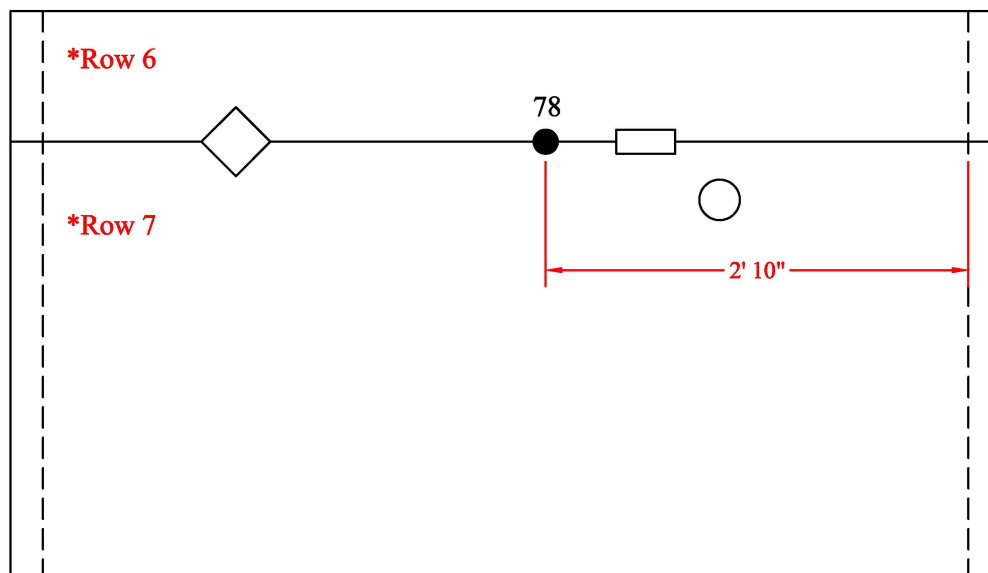
Vertical Drop #: 1

Row #: 7

Thickness:

78 - Pinhole 1/32"Ø

Remaining: 0.190"



Tank Section: Barrel

Quadrant: C

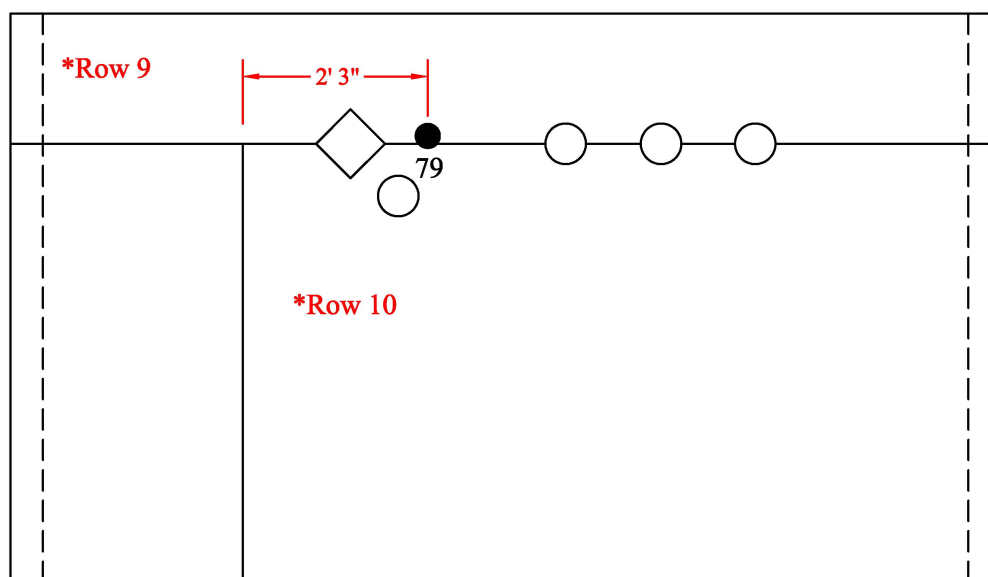
Vertical Drop #: 1

Row #: 9

Thickness:

79 - Pinhole 1/32"Ø

Remaining: 0.230"



* Hidden lines represent left/right edges of each vertical drop which was the most effective testing approach for the barrel/extension of Tank #16.

Drawing is not to scale

3.0 TANK MAPS

Weston Solutions, Inc.

Honolulu, HI

Tank #16 - Quadrant C Flaws 80-81

TANK #16 - QUADRANT C FLAWS 80-81

**Nominal Plate Thickness: 0.250"*

Date Inspected/Confirmed: 12/12/2005

Tank Section: Barrel

Quadrant: C

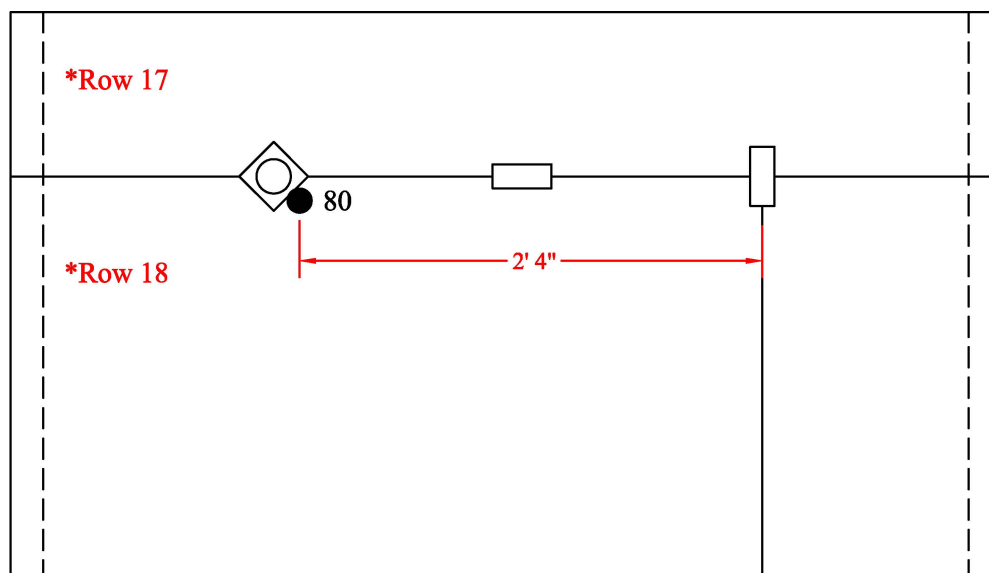
Vertical Drop #: 1

Row #: 18

Thickness:

80 - Pinhole 1/32"Ø

Remaining: 0.220"



Tank Section: Barrel

Quadrant: C

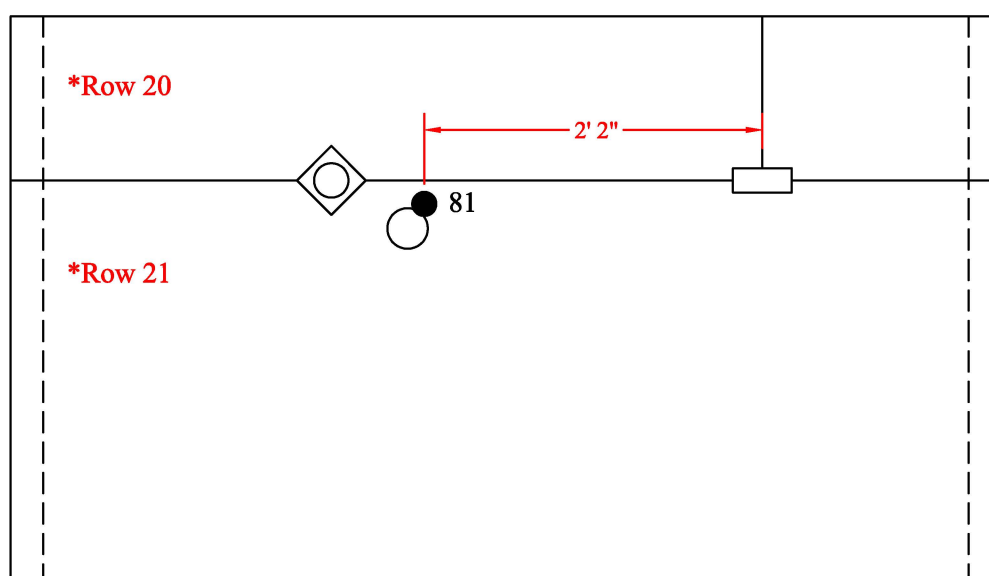
Vertical Drop #: 1

Row #: 21

Thickness:

81 - Pinhole 1/32"Ø

Remaining: 0.230"



* Hidden lines represent left/right edges of each vertical drop which was the most effective testing approach for the barrel/extension of Tank #16.

Drawing is not to scale

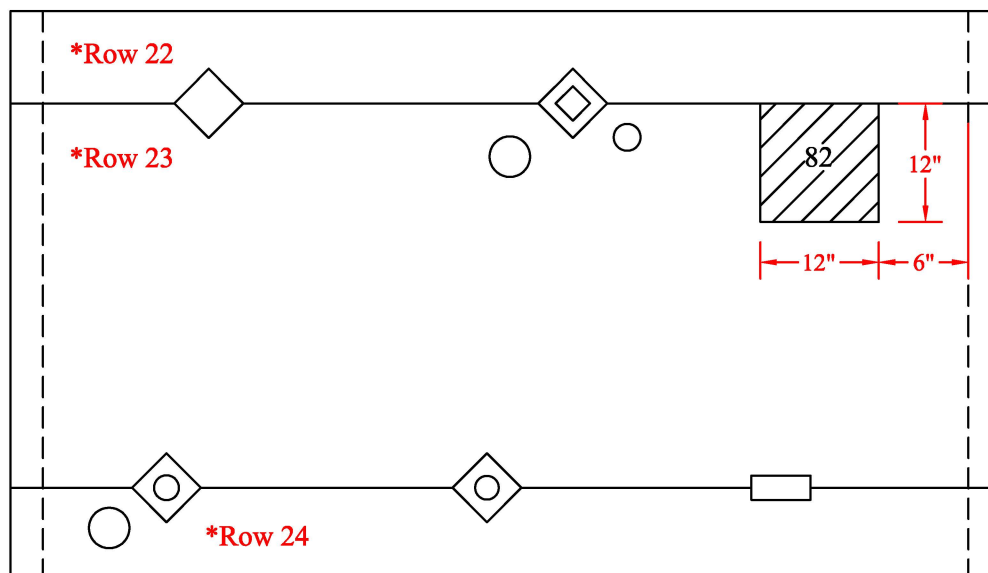
Tank #16 - Quadrant C Flaws 82-83

***Nominal Plate Thickness: 0.250"**

Date Inspected/Confirmed: 12/12/2005

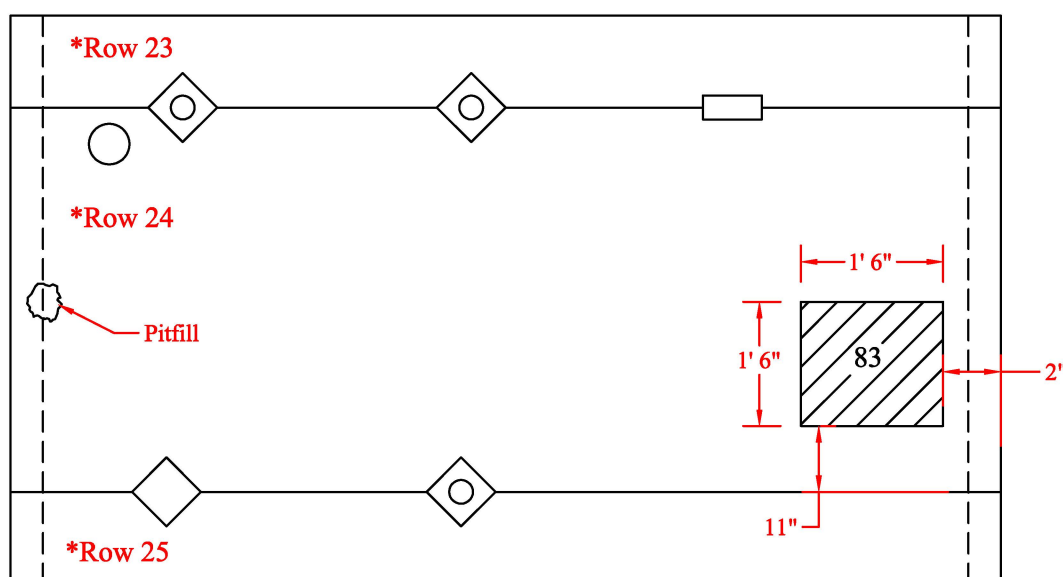
Row #: 23

82 - UC 0.130"



Row #: 24

83 - UC 0.170"



* Hidden lines represent left/right edges of each vertical drop which was the most effective testing approach for the barrel/extension of Tank #16.

Drawing is not to scale

3.0 TANK MAPS

Weston Solutions, Inc.

Honolulu, HI

Tank #16 - Quadrant C Flaws 84-85

TANK #16 - QUADRANT C FLAWS 84-85

**Nominal Plate Thickness: 0.250"*

Date Inspected/Confirmed: 12/12/2005

Tank Section: Barrel

Quadrant: C

Vertical Drop #: 1

Row #: 25

Thickness:

84 - Pinhole 1/32"Ø

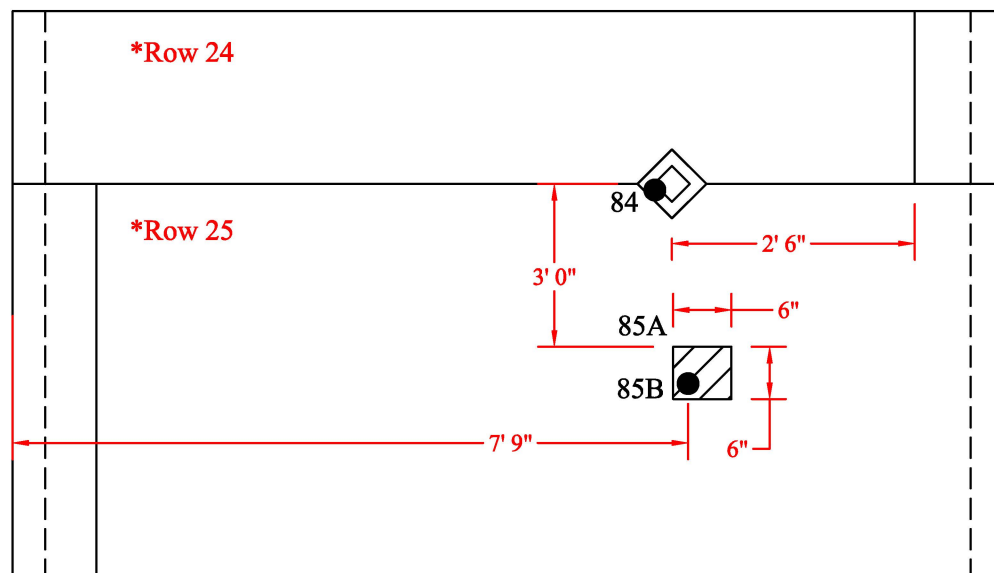
Inappropriate surface conditions

Shear Wave Testing not feasible

85A - UC 0.135"

85B - Pinhole 1/32"Ø

Remaining: 0.175"



* Hidden lines represent left/right edges of each vertical drop which was the most effective testing approach for the barrel/extension of Tank #16.

Drawing is not to scale

3.0 TANK MAPS

Weston Solutions, Inc.

Honolulu, HI

Tank #16 - Quadrant C Flaws 91-94

TANK #16 - QUADRANT C FLAWS 91-94

**Nominal Plate Thickness: 0.250"*

Date Inspected/Confirmed: 12/13/2005

Tank Section: Barrel

Quadrant: C

Vertical Drop #: 1

Row #: 27

Thickness:

91A - Pinhole 1/32"Ø

Remaining: 0.200"

91B - Pinhole 1/32"Ø

Remaining: 0.220"

92 - Pinhole 1/32"Ø

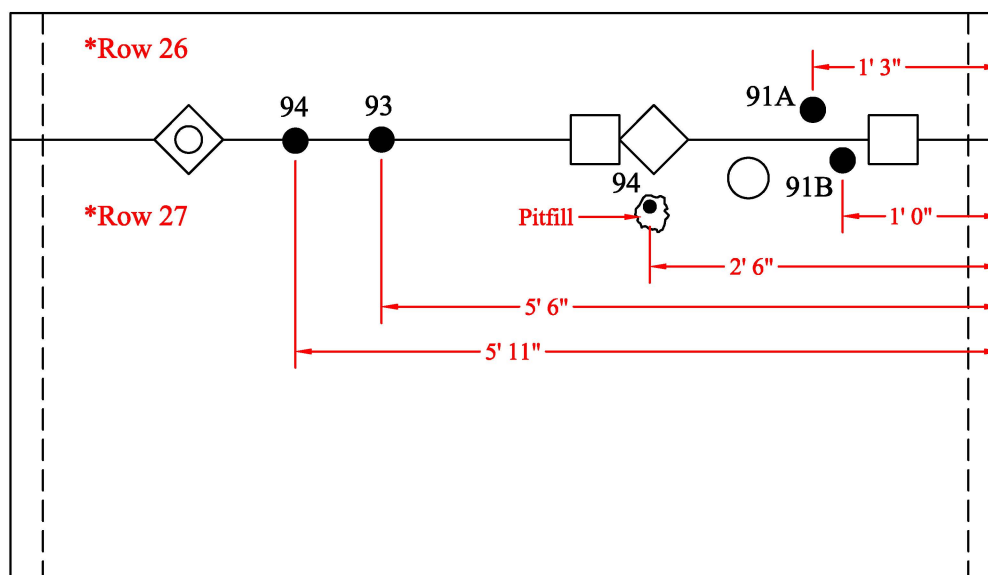
Remaining: 0.190"

93 - Pinhole 1/32"Ø

Remaining: 0.220"

94 - Pinhole 1/32"Ø

Remaining: 0.230"



* Hidden lines represent left/right edges of each vertical drop which was the most effective testing approach for the barrel/extension of Tank #16.

Drawing is not to scale

3.0 TANK MAPS

Weston Solutions, Inc.

Honolulu, HI

Tank #16 - Quadrant C Flaws 98-100

TANK #16 - QUADRANT C FLAWS 98-100

**Nominal Plate Thickness: 0.250"*

Date Inspected/Confirmed: 12/13/2005

Tank Section: Barrel

Quadrant: C

Vertical Drop #: 1

Row #: 27

Thickness:

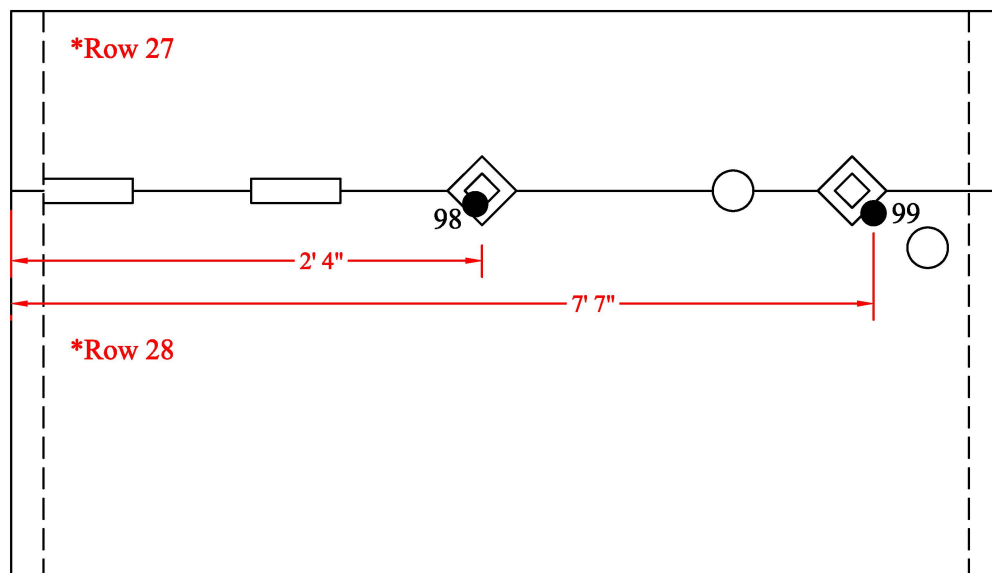
98 - Pinhole 1/32"Ø

Inappropriate surface conditions

Shear Wave Testing not feasible

99 - Pinhole 1/32"Ø

Remaining: 0.200"



Tank Section: Barrel

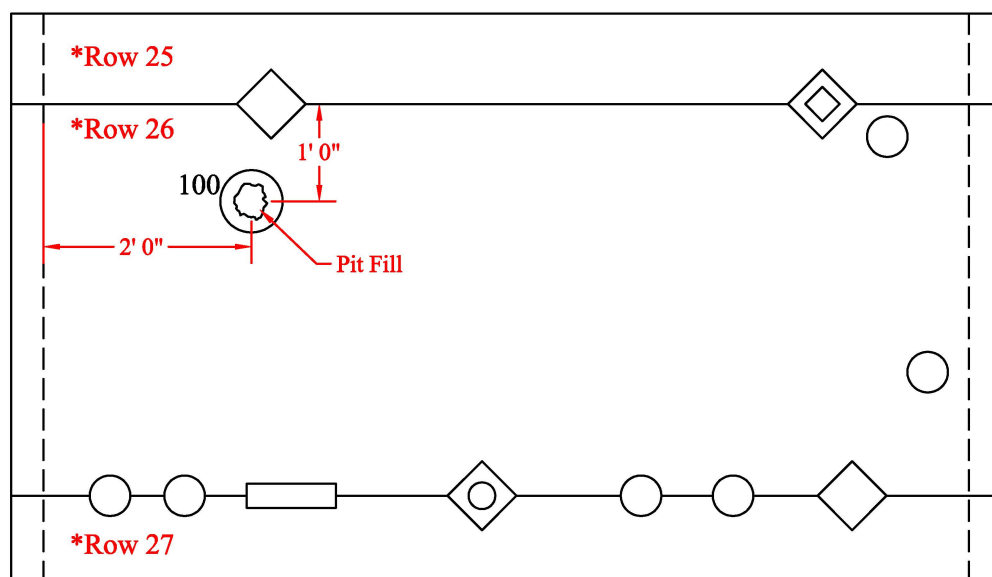
Quadrant: C

Vertical Drop #: 2

Row #: 26

Thickness:

100 - UC around Pit Fill 0.130"



* Hidden lines represent left/right edges of each vertical drop which was the most effective testing approach for the barrel/extension of Tank #16.

Drawing is not to scale

3.0 TANK MAPS

Weston Solutions, Inc.

Honolulu, HI

Tank #16 - Quadrant C Flaws 101-104

TANK #16 - QUADRANT C FLAWS 101-104

**Nominal Plate Thickness: 0.250"*

Date Inspected/Confirmed: 12/13/2005

Tank Section: Barrel

Quadrant: C

Vertical Drop #: 2

Row #: 24

Thickness:

101 - UC Patch plate 0.180"

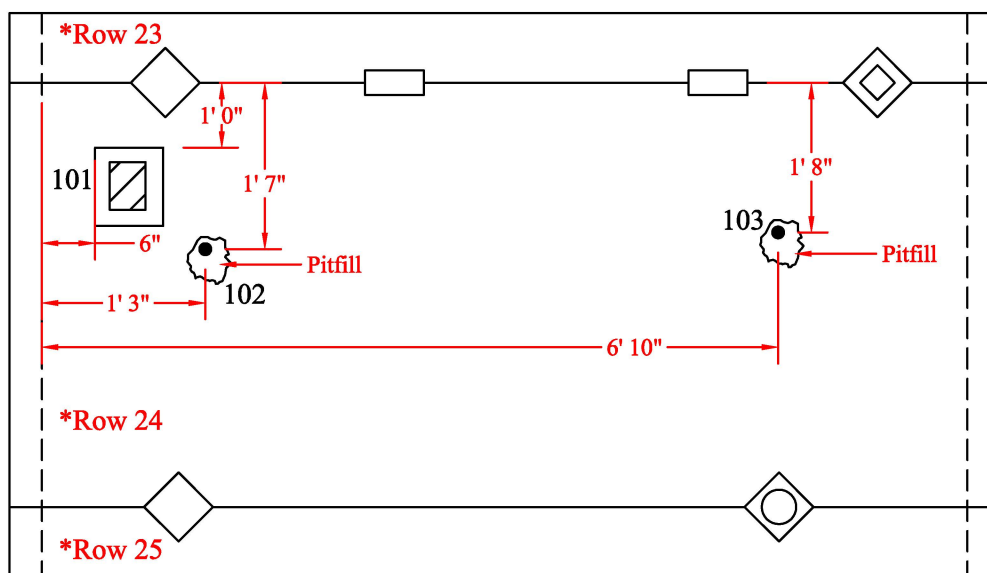
102 - Pinhole Pitfill 1/32"Ø

Remaining: 0.180"

103 - Pinhole Pitfill 1/32"Ø

Remaining: 0.120"

** Heavy topside pitting up to
50 mils in depth!*



Tank Section: Barrel

Quadrant: C

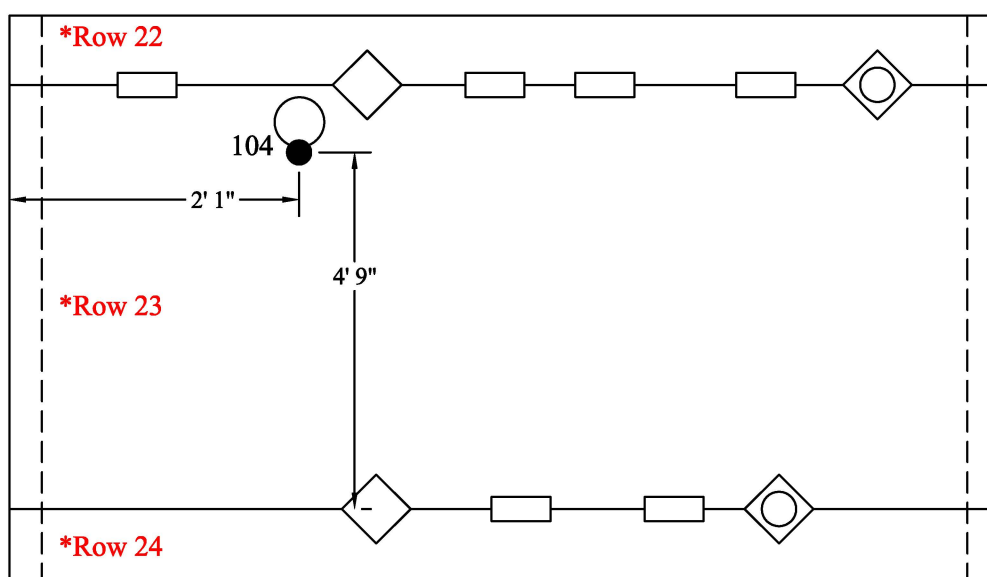
Vertical Drop #: 2

Row #: 23

Thickness:

104 - Pinhole 1/32"Ø

Remaining: 0.220"



* Hidden lines represent left/right edges of each vertical drop which was the most effective testing approach for the barrel/extension of Tank #16.

Drawing is not to scale

3.0 TANK MAPS

Weston Solutions, Inc.

Honolulu, HI

Tank #16 - Quadrant C Flaws 105-107

TANK #16 - QUADRANT D FLAWS 105-107

**Nominal Plate Thickness: 0.250"*

Date Inspected/Confirmed: 12/13/2005

Tank Section: Barrel

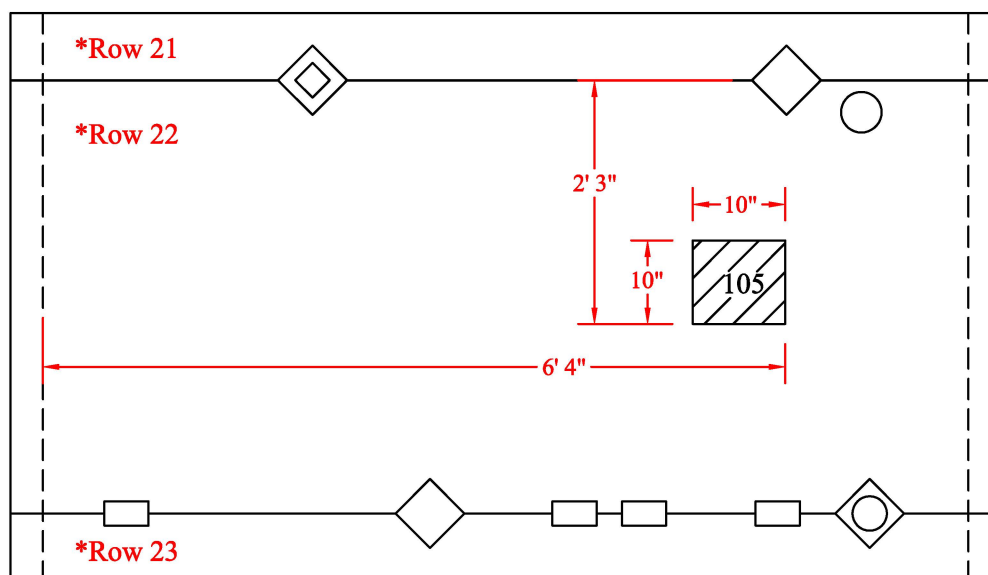
Quadrant: C

Vertical Drop #: 2

Row #: 22

Thickness:

105 - UC 0.120"



Tank Section: Barrel

Quadrant: C

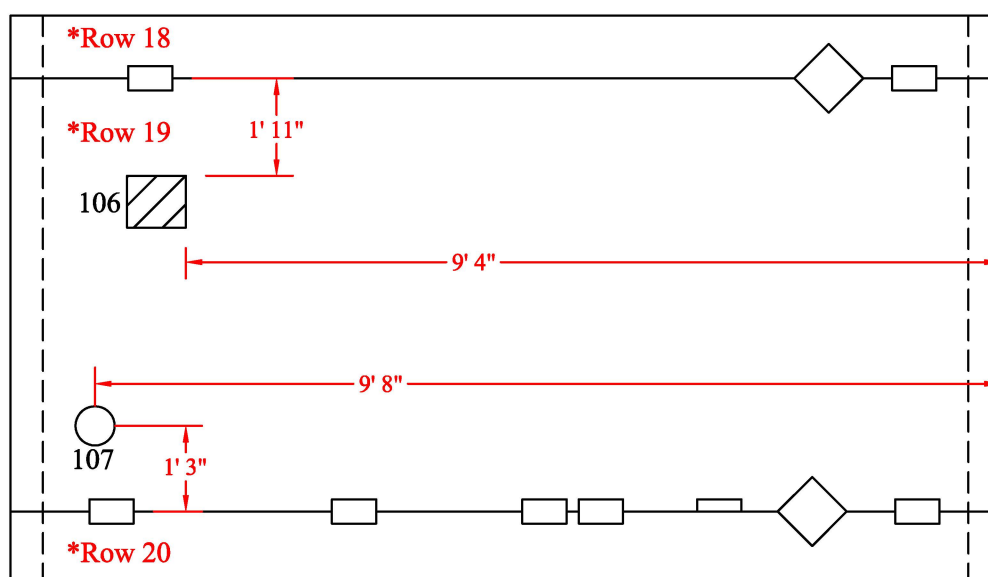
Vertical Drop #: 2

Row #: 19

Thickness:

106 - UC 0.126"

107 - UC 0.175"



* Hidden lines represent left/right edges of each vertical drop which was the most effective testing approach for the barrel/extension of Tank #16.

Drawing is not to scale

3.0 TANK MAPS

Weston Solutions, Inc.

Honolulu, HI

Tank #16 - Quadrant C Flaws 108-109

TANK #16 - QUADRANT C FLAWS 108-109

**Nominal Plate Thickness: 0.250"*

Date Inspected/Confirmed: 12/13/2005

Tank Section: Barrel

Quadrant: C

Vertical Drop #: 2

Row #: 18

Thickness:

108 - UC Nozzle 0.180"



Tank Section: Barrel

Quadrant: C

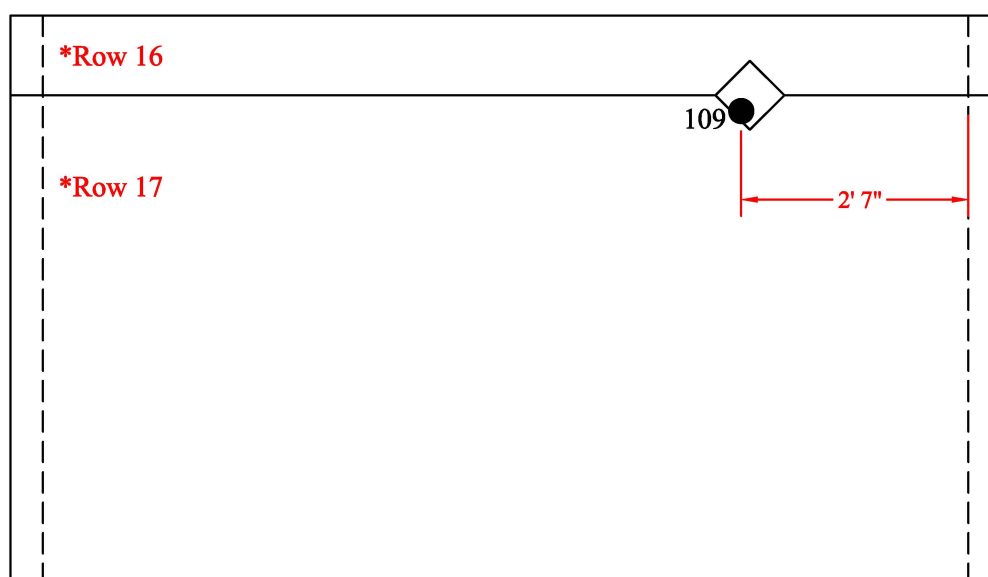
Vertical Drop #: 2

Row #: 17

Thickness:

109 - Pinhole 1/32"Ø

Remaining: 0.190"



* Hidden lines represent left/right edges of each vertical drop which was the most effective testing approach for the barrel/extension of Tank #16.

Drawing is not to scale

3.0 TANK MAPS

Weston Solutions, Inc.

Honolulu, HI

Tank #16 - Quadrant C Flaws 110-112

TANK #16 - QUADRANT C FLAWS 110-112

**Nominal Plate Thickness: 0.250"*

Date Inspected/Confirmed: 12/13/2005

Tank Section: Barrel

Quadrant: C

Vertical Drop #: 2

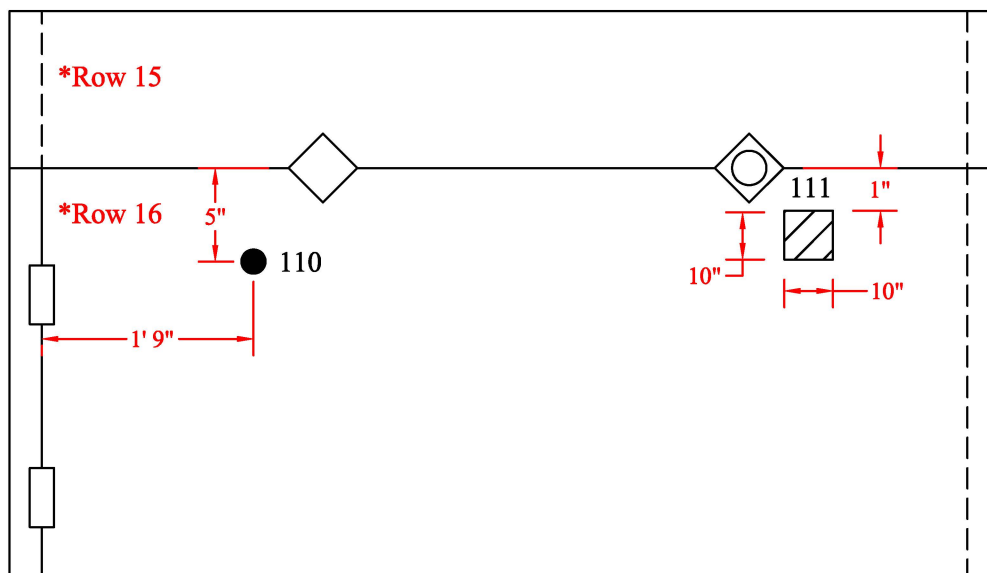
Row #: 16

Thickness:

110 - Pinhole 1/32"Ø

Remaining: 0.210"

111 - UC Nozzle 0.190"



Tank Section: Barrel

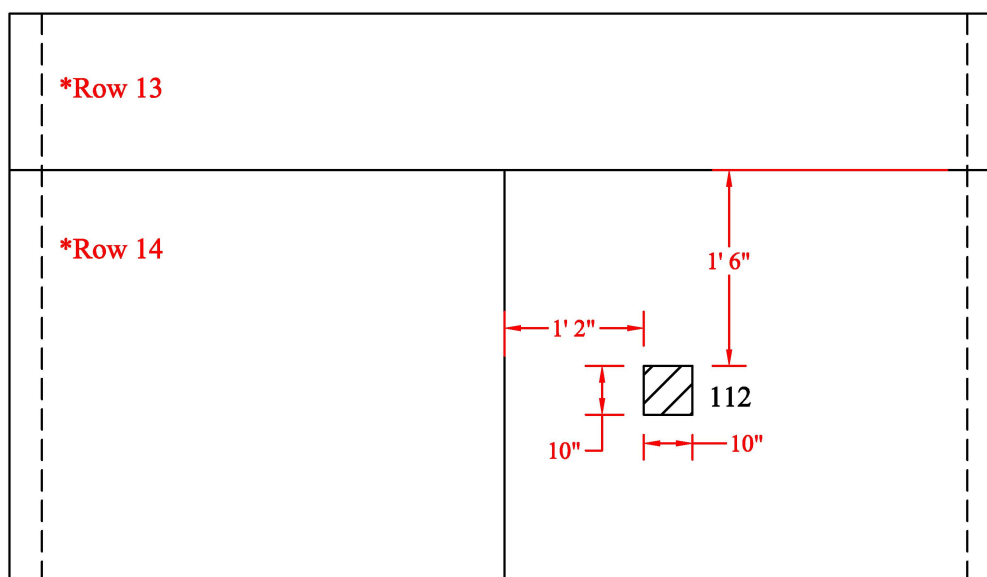
Quadrant: C

Vertical Drop #: 2

Row #: 14

Thickness:

112 - UC Nozzle 0.090"



* Hidden lines represent left/right edges of each vertical drop which was the most effective testing approach for the barrel/extension of Tank #16.

Drawing is not to scale

3.0 TANK MAPS

Weston Solutions, Inc.

Honolulu, HI

Tank #16 - Quadrant C Flaws 113-114,507

TANK #16 - QUADRANT C FLAWS 113-114,507

**Nominal Plate Thickness: 0.250"*

Date Inspected/Confirmed: 12/13/2005

Tank Section: Barrel

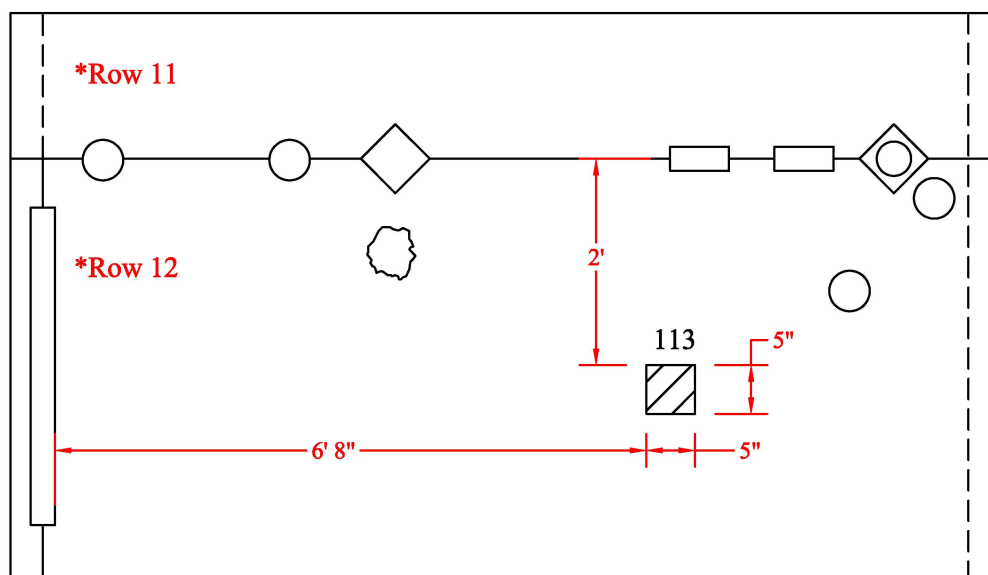
Quadrant: C

Vertical Drop #: 2

Row #: 12

Thickness:

113 - UC Nozzle 0.126"



Tank Section: Barrel

Quadrant: C

Vertical Drop #: 2

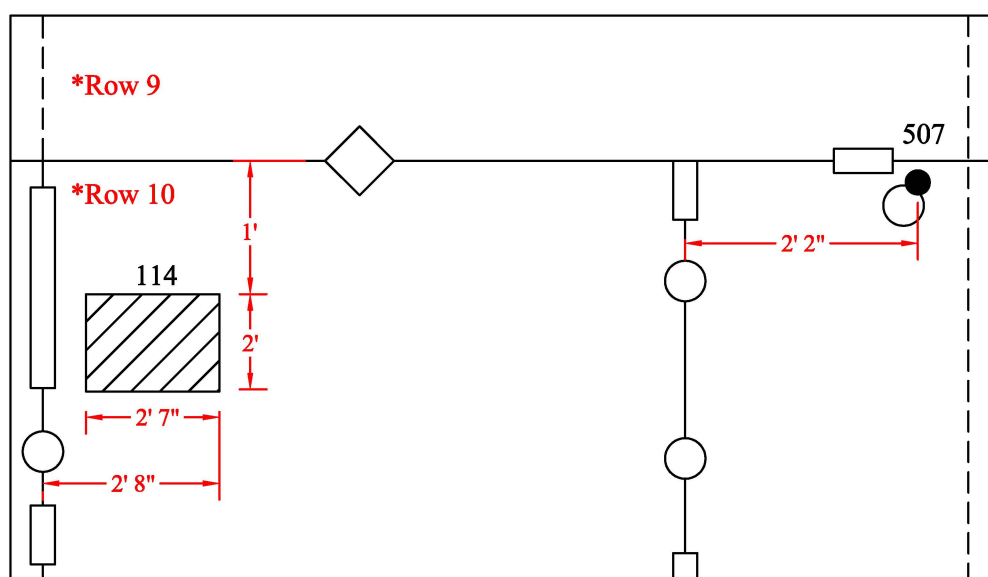
Row #: 10

Thickness:

114 - UC Nozzle 0.160"

507 - Pinhole 1/32"Ø

Remaining: 0.220"



* Hidden lines represent left/right edges of each vertical drop which was the most effective testing approach for the barrel/extension of Tank #16.

Drawing is not to scale

3.0 TANK MAPS

Weston Solutions, Inc.

Honolulu, HI

Tank #16 - Quadrant C Flaws 115-118

TANK #16 - QUADRANT C FLAWS 115-118

**Nominal Plate Thickness: 0.250"*

Date Inspected/Confirmed: 12/13/2005

Tank Section: Barrel

Quadrant: C

Vertical Drop #: 2

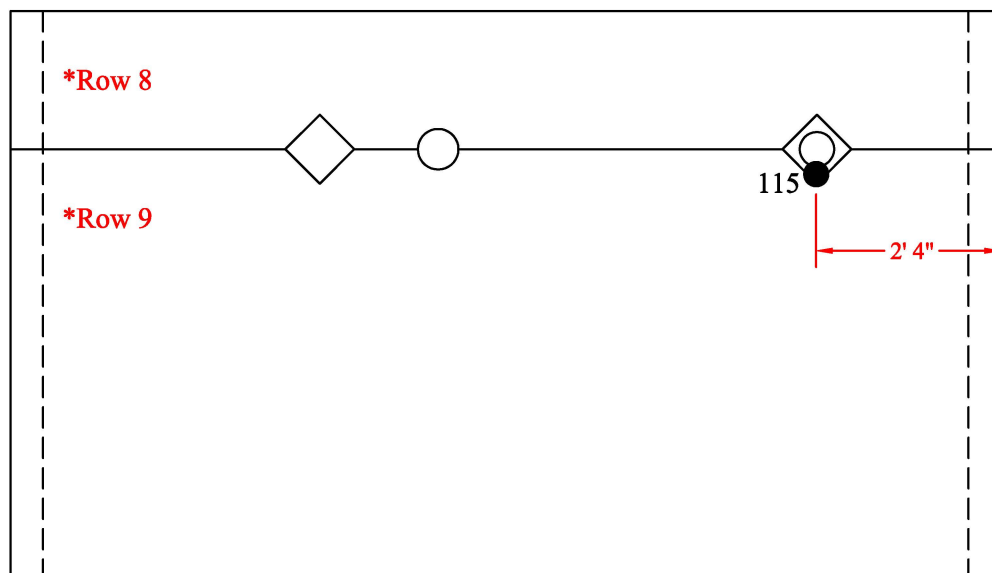
Row #: 9

Thickness:

115 - Pinhole 1/32"Ø

Inappropriate surface conditions

Shear Wave Testing not feasible



Tank Section: Barrel

Quadrant: C

Vertical Drop #: 2

Row #: 8

Thickness:

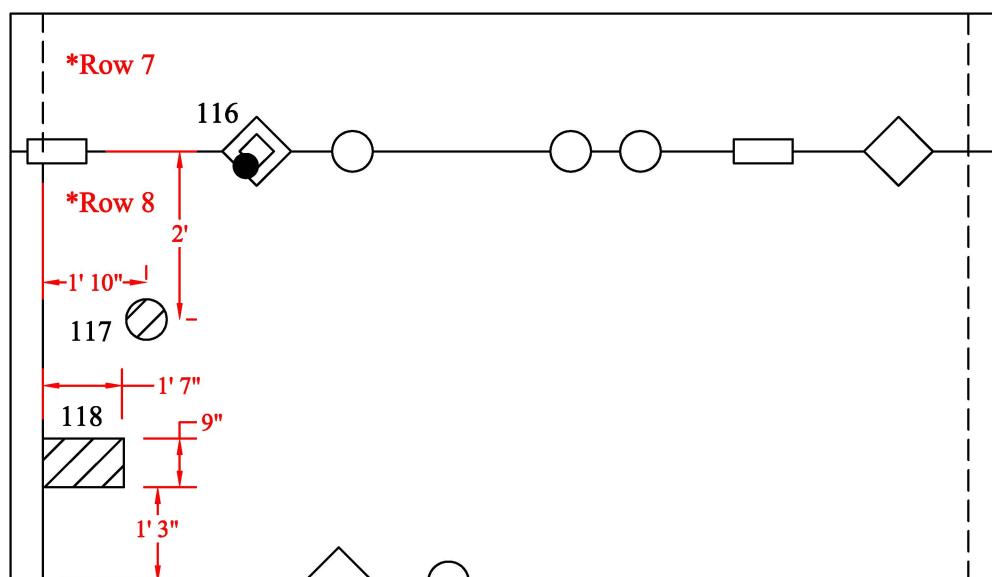
116 - Pinhole 1/32"Ø

Inappropriate surface conditions

Shear Wave Testing not feasible

117 - UC Nozzle 0.170"

118 - UC Nozzle 0.180"



* Hidden lines represent left/right edges of each vertical drop which was the most effective testing approach for the barrel/extension of Tank #16.

Drawing is not to scale

3.0 TANK MAPS

Weston Solutions, Inc.

Honolulu, HI

Tank #16 - Quadrant C Flaws 119-121

TANK #16 - QUADRANT C FLAWS 119-121

**Nominal Plate Thickness: 0.250"*

Date Inspected/Confirmed: 12/13/2005

Tank Section: Barrel

Quadrant: C

Vertical Drop #: 2

Row #: 5

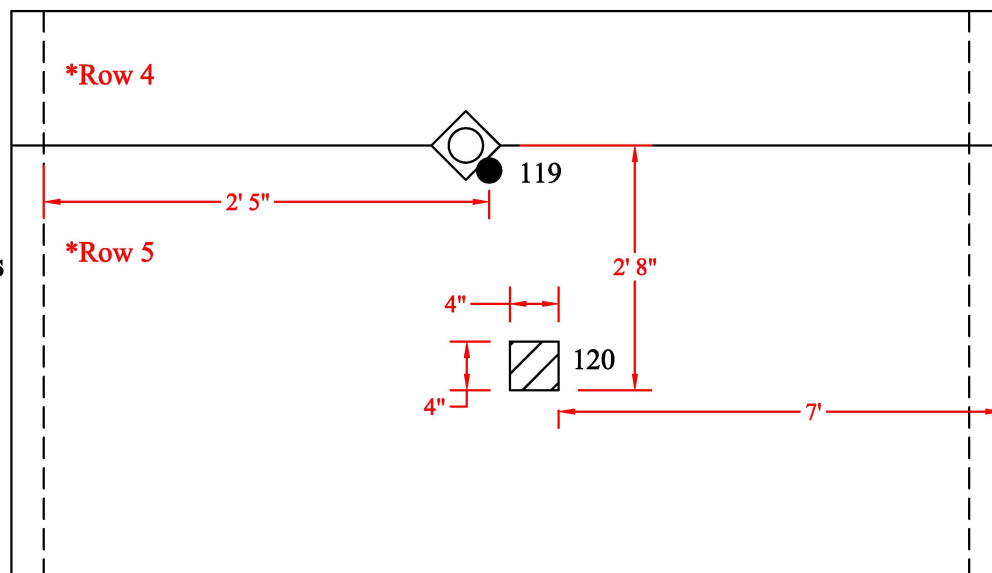
Thickness:

119 - Pinhole 1/32"Ø

Inappropriate surface conditions

Shear Wave Testing not feasible

120 - UC Nozzle 0.120"



Tank Section: Barrel

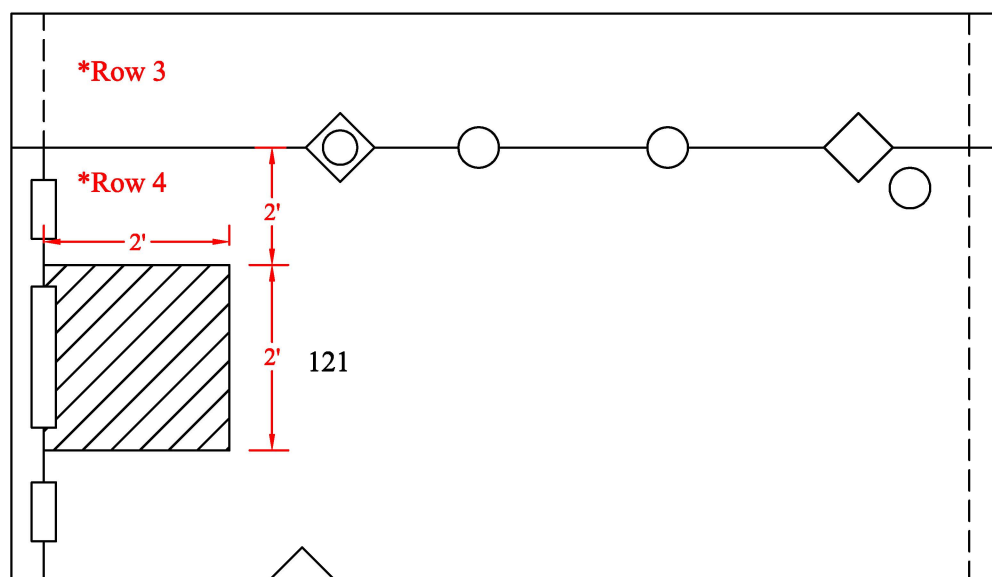
Quadrant: C

Vertical Drop #: 2

Row #: 4

Thickness:

121 - UC Nozzle 0.180"



* Hidden lines represent left/right edges of each vertical drop which was the most effective testing approach for the barrel/extension of Tank #16.

Drawing is not to scale

3.0 TANK MAPS

Weston Solutions, Inc.

Honolulu, HI

Tank #16 - Quadrant C Flaws 122-124

TANK #16 - QUADRANT C FLAWS 122-124

**Nominal Plate Thickness: 0.250"*

Date Inspected/Confirmed: 12/13/2005

Tank Section: Barrel

Quadrant: C

Vertical Drop #: 2

Row #: 3

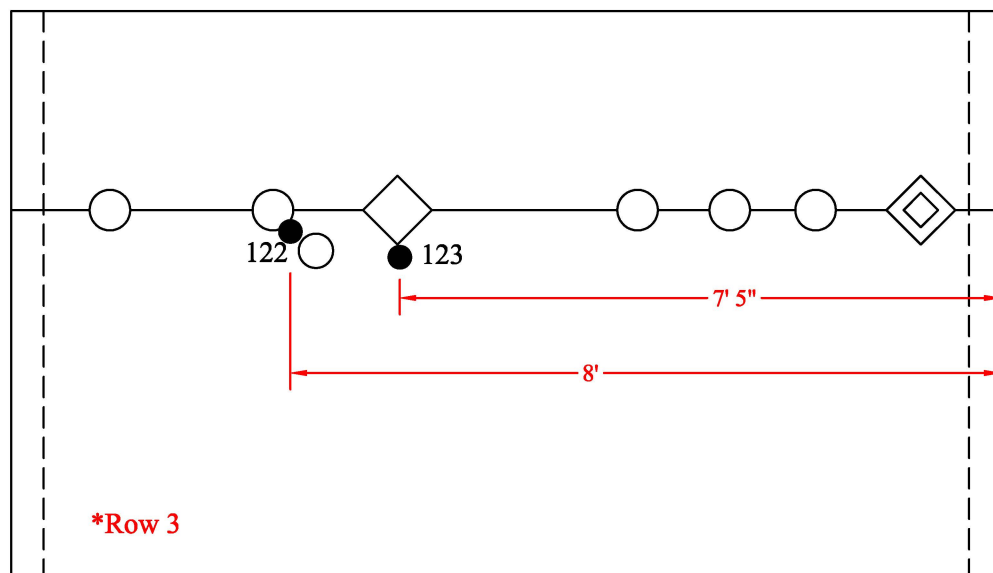
Thickness:

122 - Pinhole 1/32"Ø

Remaining: 0.210"

123 - Pinhole 1/32"Ø

Remaining: 0.230"



Tank Section: Barrel

Quadrant: C

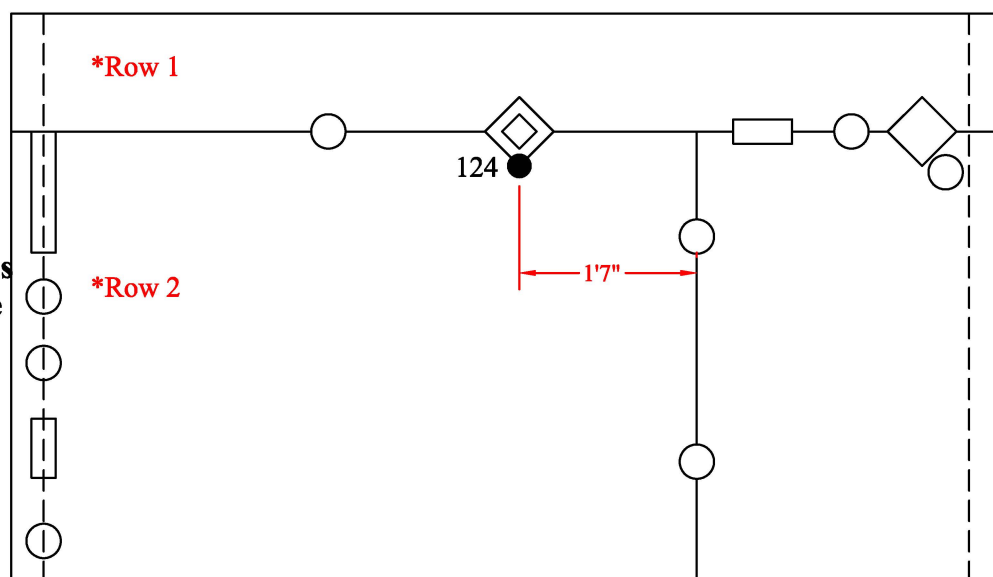
Vertical Drop #: 2

Row #: 2

Thickness:

124 - Pinhole 1/32"Ø

**Inappropriate surface conditions
Shear Wave Testing not feasible**



* Hidden lines represent left/right edges of each vertical drop which was the most effective testing approach for the barrel/extension of Tank #16.

Drawing is not to scale

Tank #16 - Quadrant C Flaws 125-128

TANK #16 - QUADRANT C FLAWS 125-128

***Nominal Plate Thickness: 0.250"**

Date Inspected/Confirmed: 12/13/2005

Tank Section: Expansion Joint

Quadrant: C

Vertical Drop #: 2

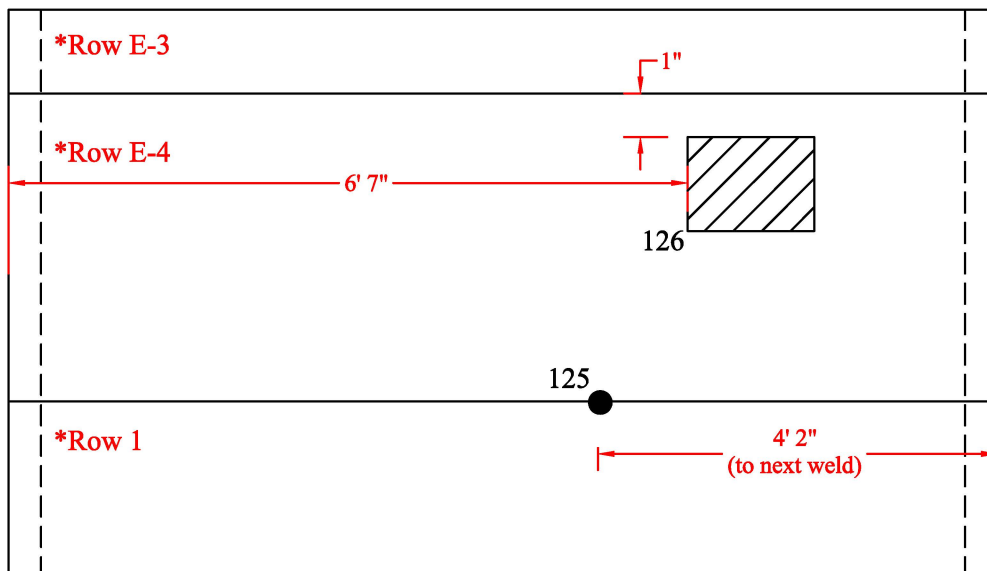
Row #: E-4

Thickness:

125 - Pinhole 1/32"Ø

Remaining: 0.190"

126 - UC 0.170"



Tank Section: Expansion Joint

Quadrant: C

Vertical Drop #: 3

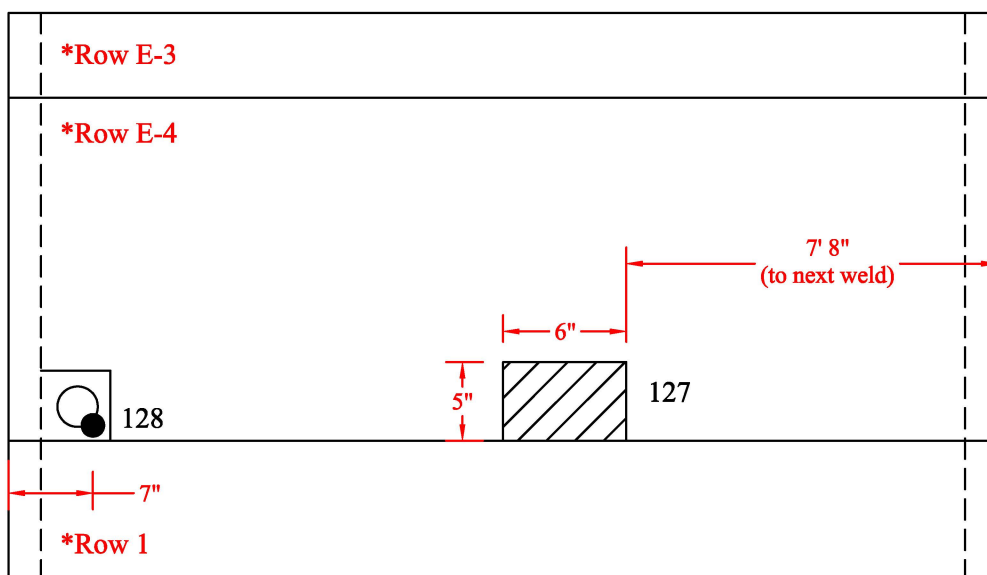
Row #: E-4

Thickness:

127 - UC 0.170"

128 - Pinhole 1/32"Ø

Remaining: 0.200"



* Hidden lines represent left/right edges of each vertical drop which was the most effective testing approach for the barrel/extension of Tank #16.

Drawing is not to scale

Tank #16 - Quadrant C Flaws 135-137

TANK #16 - QUADRANT C FLAWS 135-137

***Nominal Plate Thickness: 0.250"**

Date Inspected/Confirmed: 12/14/2005

Tank Section: Barrel

Quadrant: C

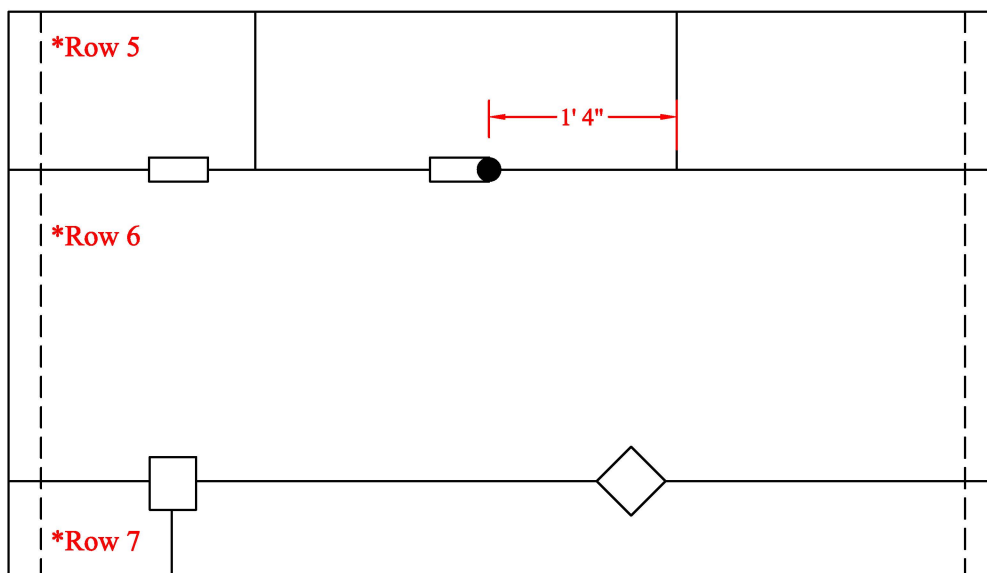
Vertical Drop #: 3

Row #: 6

Thickness:

135 - Pinhole 1/32"Ø

Remaining: 0.200"



Tank Section: Barrel

Quadrant: C

Vertical Drop #: 3

Row #: 7

Thickness:

136A - Pinhole 1/32"Ø

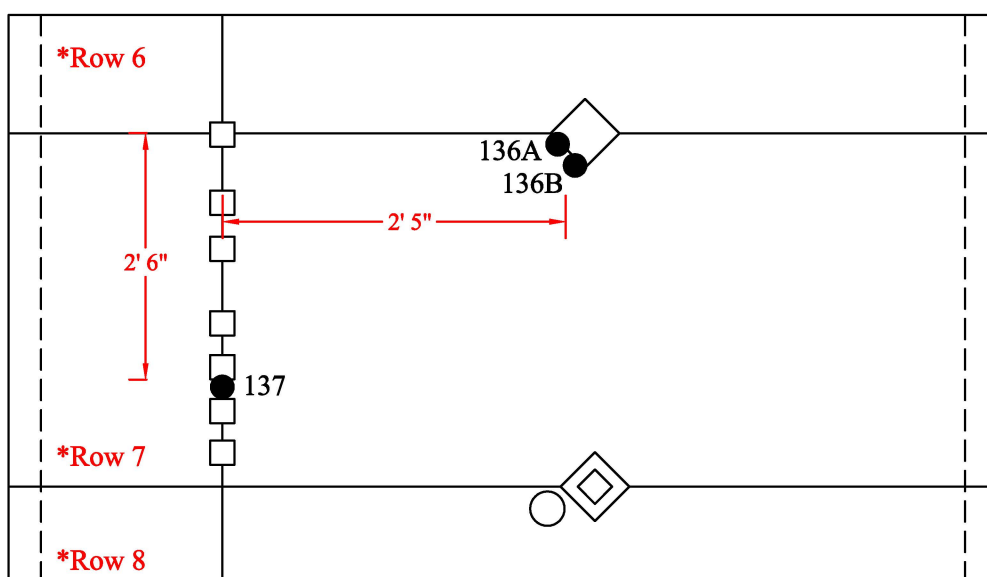
Remaining: 0.190"

136B - Pinhole 1/32"Ø

Remaining: 0.190"

137 - Pinhole 1/32"Ø

Remaining: 0.180"



* Hidden lines represent left/right edges of each vertical drop which was the most effective testing approach for the barrel/extension of Tank #16.

Drawing is not to scale

3.0 TANK MAPS

Weston Solutions, Inc.

Honolulu, HI

Tank #16 - Quadrant C Flaws 138-141

TANK #16 - QUADRANT C FLAWS 138-141

**Nominal Plate Thickness: 0.250"*

Date Inspected/Confirmed: 12/14/2005

Tank Section: Barrel

Quadrant: C

Vertical Drop #: 3

Row #: 10

Thickness:

138A - Pinhole 1/32"Ø

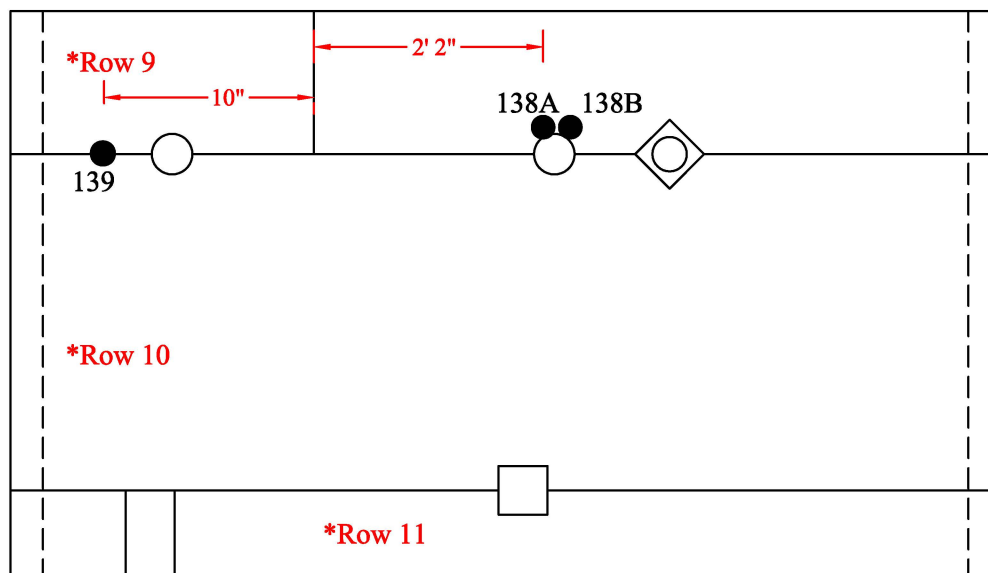
Remaining: 0.190"

138B - Pinhole 1/32"Ø

Remaining: 0.190"

139 - Pinhole 1/32"Ø

Remaining: 0.170"



Tank Section: Barrel

Quadrant: C

Vertical Drop #: 3

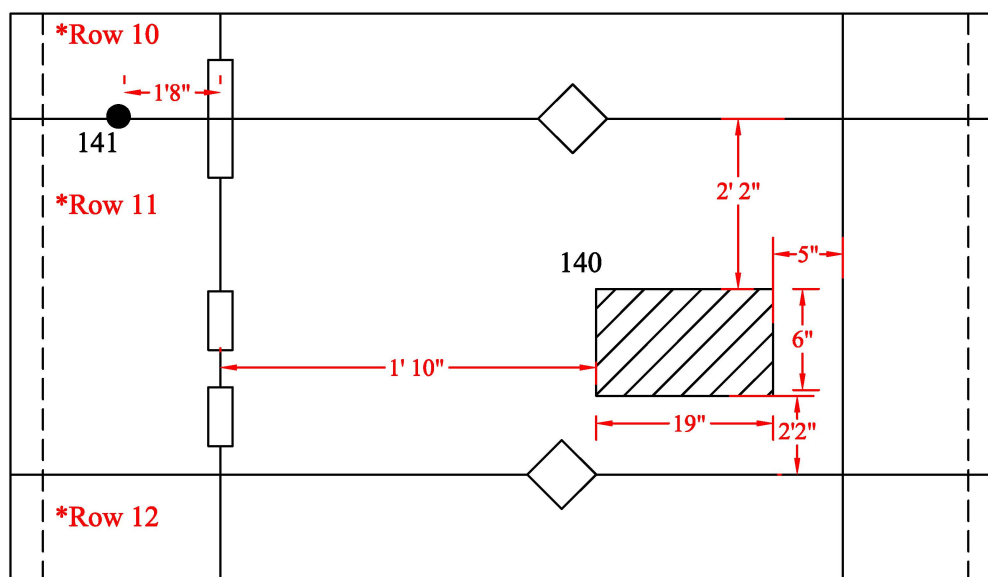
Row #: 11

Thickness:

140 - UC .200"

141 - Pinhole 1/32"Ø

Remaining: 0.180"



* Hidden lines represent left/right edges of each vertical drop which was the most effective testing approach for the barrel/extension of Tank #16.

Drawing is not to scale

3.0 TANK MAPS

Weston Solutions, Inc.

Honolulu, HI

Tank #16 - Quadrant C Flaws 142-144

TANK #16 - QUADRANT C FLAWS 142-144

**Nominal Plate Thickness: 0.250"*

Date Inspected/Confirmed: 12/14/2005

Tank Section: Barrel

Quadrant: C

Vertical Drop #: 3

Row #: 15

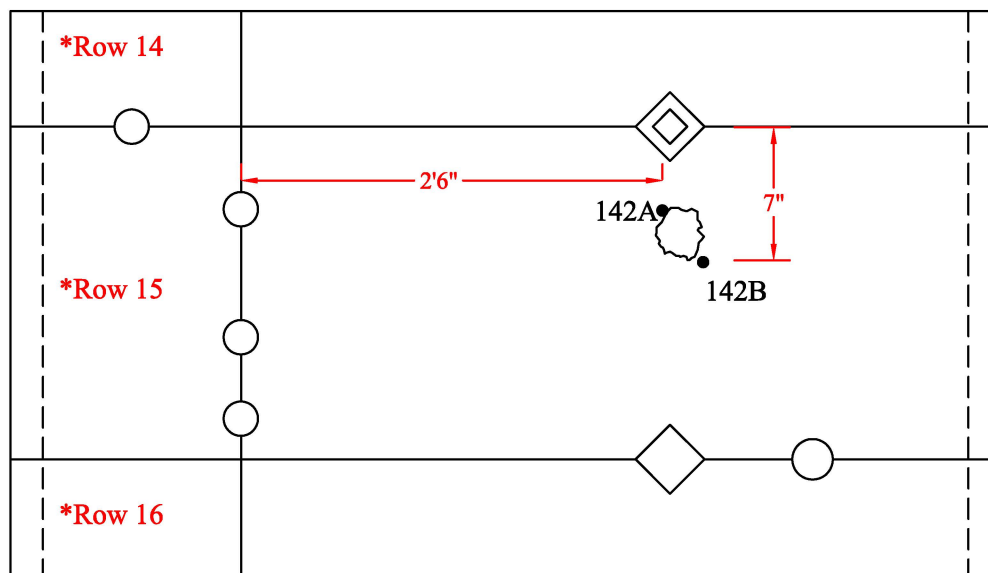
Thickness:

142A - Pinhole 1/32"Ø

Remaining: 0.190"

142B - Pinhole 1/32"Ø

Remaining: 0.190"



Tank Section: Barrel

Quadrant: C

Vertical Drop #: 3

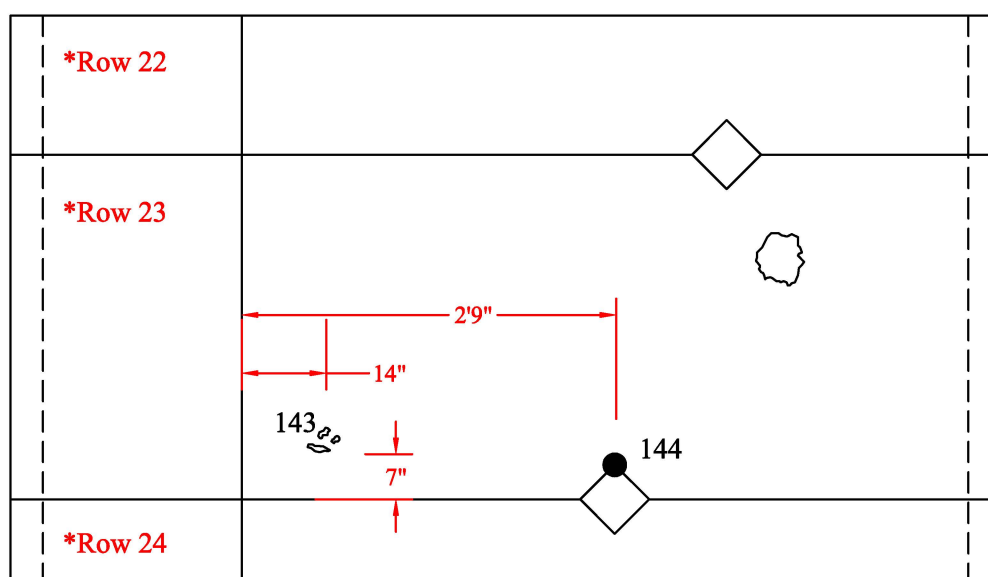
Row #: 23

Thickness:

143 - Topside Pitting 50 mls

144 - Pinhole 1/32"Ø

Remaining: 0.230"



* Hidden lines represent left/right edges of each vertical drop which was the most effective testing approach for the barrel/extension of Tank #16.

Drawing is not to scale

3.0 TANK MAPS

Weston Solutions, Inc.

Honolulu, HI

Tank #16 - Quadrant C Flaws 145-146

TANK #16 - QUADRANT C FLAWS 145-146

**Nominal Plate Thickness: 0.250"*

Date Inspected/Confirmed: 12/14/2005

Tank Section: Barrel

Quadrant: C

Vertical Drop #: 3

Row #: 27

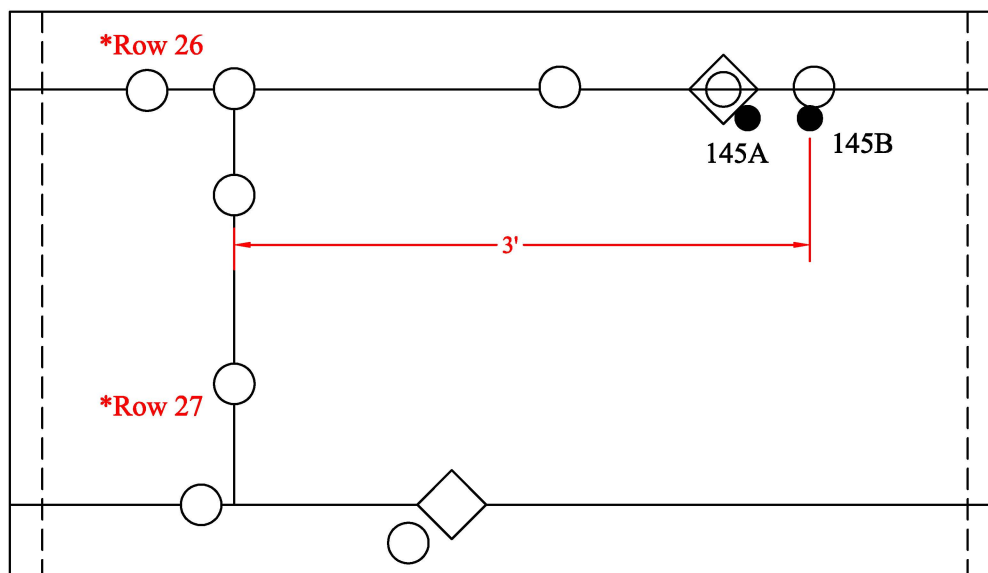
Thickness:

145A - Pinhole 1/32"Ø

Remaining: 0.200"

145B - Pinhole 1/32"Ø

Remaining: 0.210"



Tank Section: Barrel

Quadrant: C

Vertical Drop #: 4

Row #: 27

Thickness:

146A - Pinhole 1/32"Ø

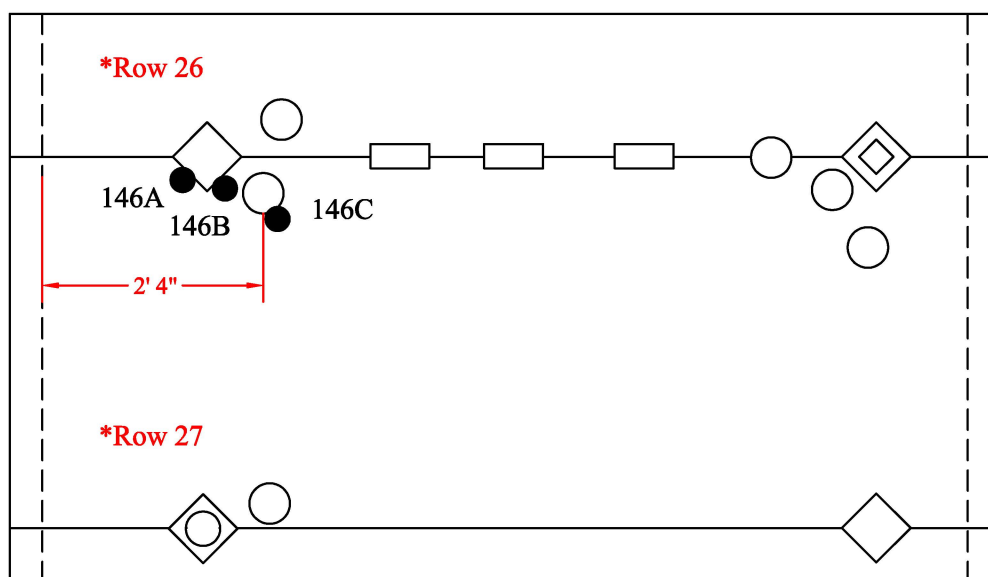
Remaining: 0.220"

146B - Pinhole 1/32"Ø

Remaining: 0.200"

146C - Pinhole 1/32"Ø

Remaining: 0.210"



* Hidden lines represent left/right edges of each vertical drop which was the most effective testing approach for the barrel/extension of Tank #16.

Drawing is not to scale

3.0 TANK MAPS

Weston Solutions, Inc.

Honolulu, HI

Tank #16 - Quadrant C Flaw 147

TANK #16 - QUADRANT C FLAW 147

**Nominal Plate Thickness: 0.250"*

Date Inspected/Confirmed: 12/14/2005

Tank Section: Barrel

Quadrant: C

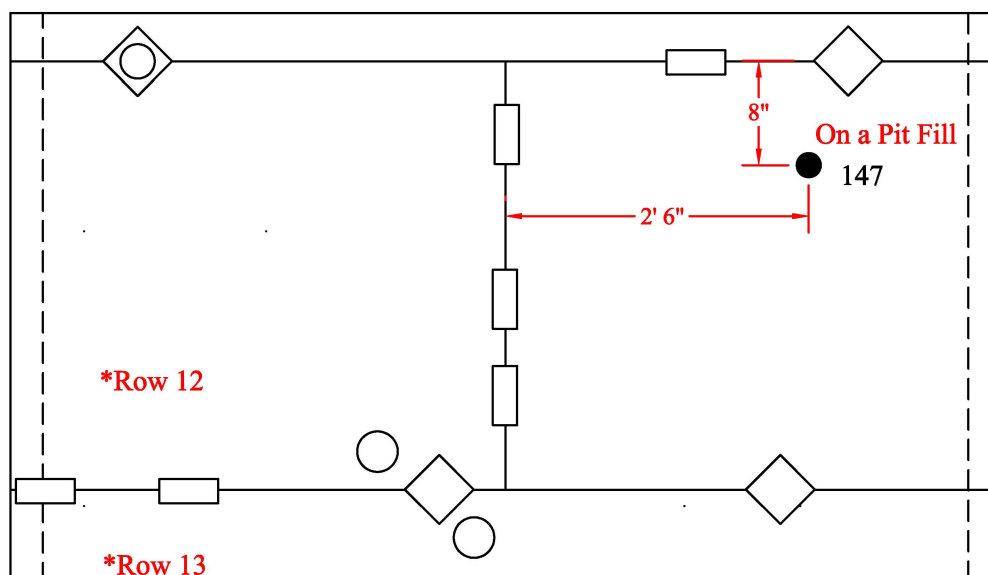
Vertical Drop #: 4

Row #: 12

Thickness:

147 - Pinhole 1/32"Ø

Remaining: 0.200"



* Hidden lines represent left/right edges of each vertical drop which was the most effective testing approach for the barrel/extension of Tank #16.

Drawing is not to scale

3.0 TANK MAPS

Weston Solutions, Inc.

Honolulu, HI

Tank #16 - Quadrant C Flaws 148-149

TANK #16 - QUADRANT C FLAWS 148-149

**Nominal Plate Thickness: 0.250"*

Date Inspected/Confirmed: 12/15/2005

Tank Section: Barrel

Quadrant: C

Vertical Drop #: 4

Row #: 7

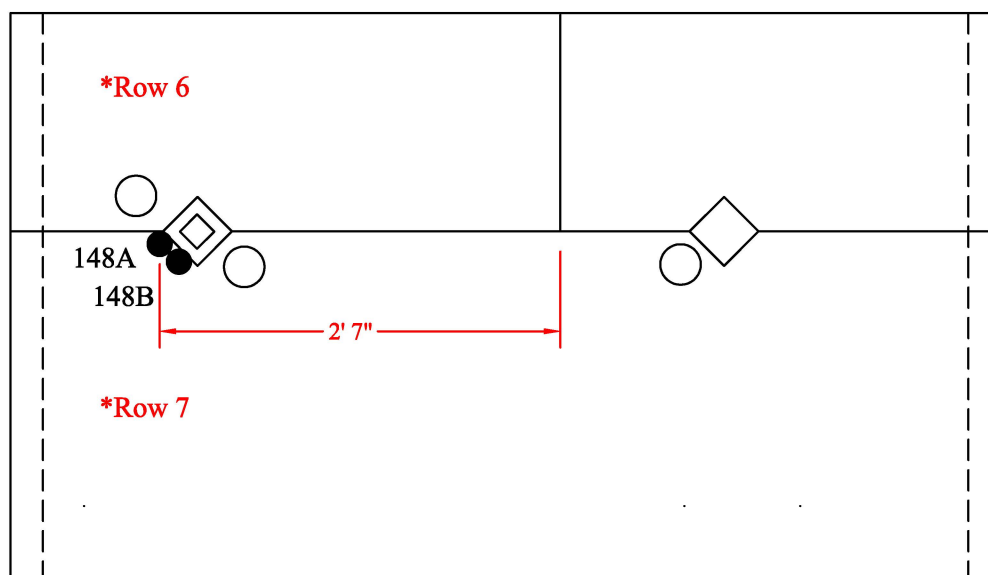
Thickness:

148A - Pinhole 1/32"Ø

Remaining: 0.220"

148B - Pinhole 1/32"Ø

Remaining: 0.190"



Tank Section: Barrel

Quadrant: C

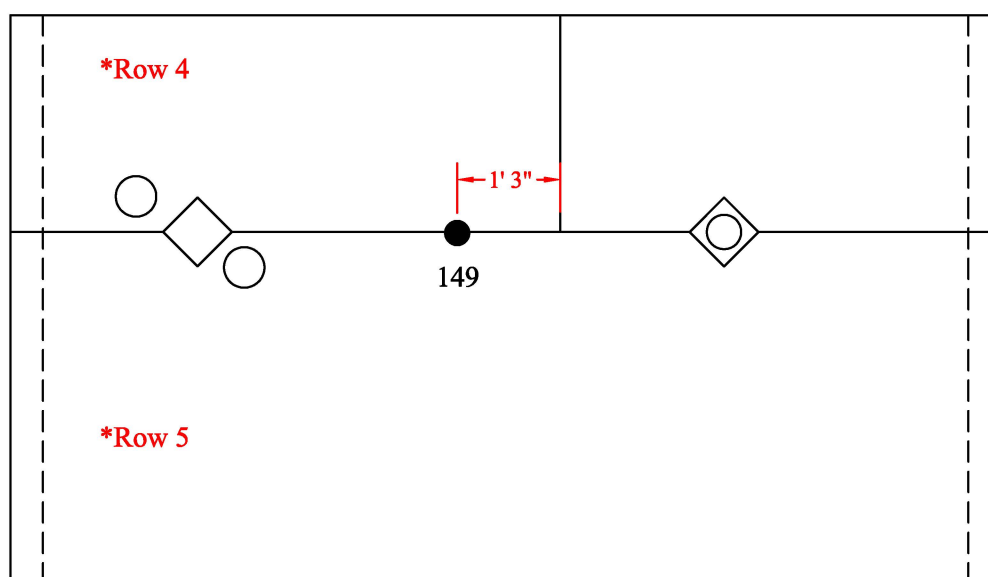
Vertical Drop #: 4

Row #: 5

Thickness:

149 - Pinhole 1/32"Ø

Remaining: 0.200"



* Hidden lines represent left/right edges of each vertical drop which was the most effective testing approach for the barrel/extension of Tank #16.

Drawing is not to scale

3.0 TANK MAPS

Weston Solutions, Inc.

Honolulu, HI

Tank #16 - Quadrant C Flaws 150-152

TANK #16 - QUADRANT C FLAWS 150-152

**Nominal Plate Thickness: 0.250"*

Date Inspected/Confirmed: 12/15/2005

Tank Section: Barrel

Quadrant: C

Vertical Drop #: 5

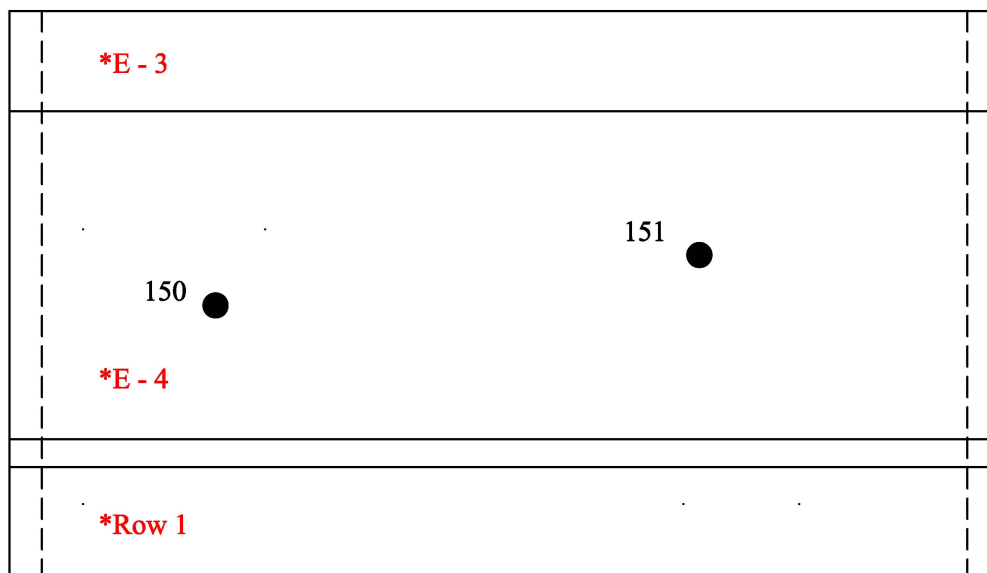
Row #: E-4

Thickness:

150 - Pinhole 1/32"Ø

Remaining: 0.190"

151 - TS pit: 0.200"



Tank Section: Barrel

Quadrant: C

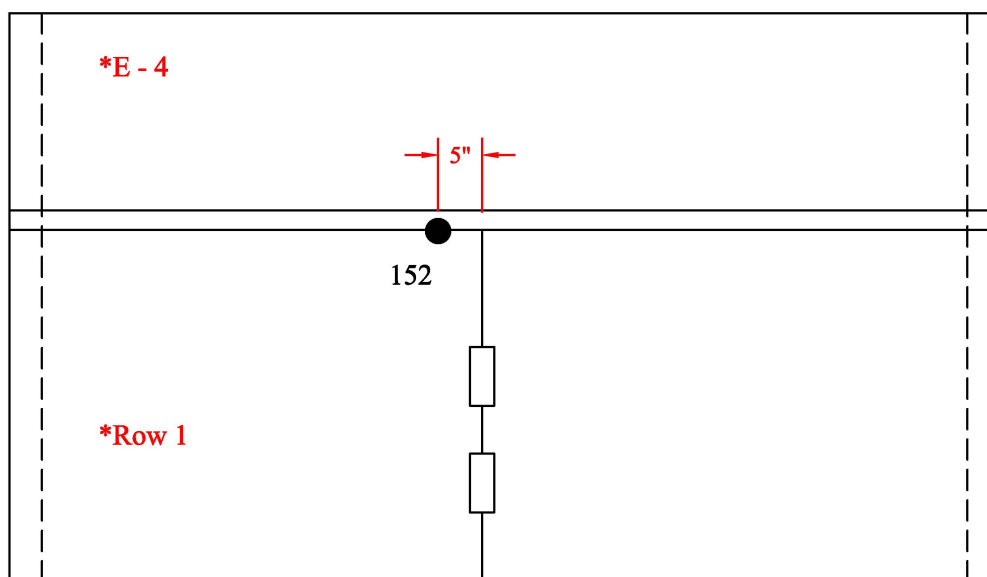
Vertical Drop #: 5

Row #: 1

Thickness:

152 - Pinhole 1/32"Ø

Remaining: 0.190"



* Hidden lines represent left/right edges of each vertical drop which was the most effective testing approach for the barrel/extension of Tank #16.

Drawing is not to scale

3.0 TANK MAPS

Weston Solutions, Inc.

Honolulu, HI

Tank #16 - Quadrant C Flaws 153-156

TANK #16 - QUADRANT C FLAWS 153-156

**Nominal Plate Thickness: 0.250"*

Date Inspected/Confirmed: 12/15/2005

Tank Section: Barrel

Quadrant: C

Vertical Drop #: 5

Row #: 9

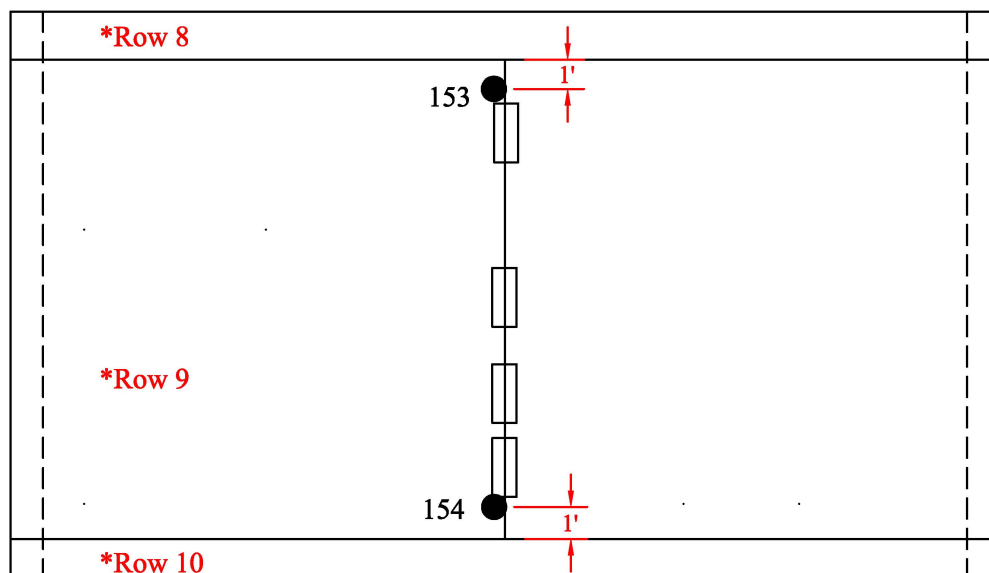
Thickness:

153 - Pinhole 1/32"Ø

Remaining: 0.220"

154 - Pinhole 1/32"Ø

Remaining: 0.200"



Tank Section: Barrel

Quadrant: C

Vertical Drop #: 5

Row #: 17

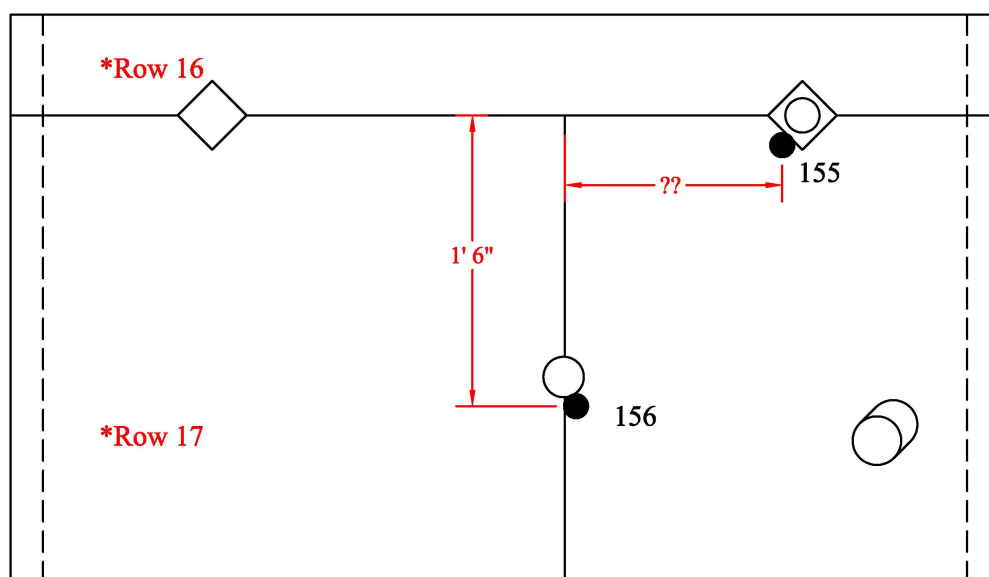
Thickness:

155 - Pinhole 1/32"Ø

Remaining: 0.230"

156 - Pinhole 1/32"Ø

Remaining: 0.220"



* Hidden lines represent left/right edges of each vertical drop which was the most effective testing approach for the barrel/extension of Tank #16.

Drawing is not to scale

3.0 TANK MAPS

Weston Solutions, Inc.

Honolulu, HI

Tank #16 - Quadrant C Flaws 157-159

TANK #16 - QUADRANT C FLAWS 157-159

**Nominal Plate Thickness: 0.250"*

Date Inspected/Confirmed: 12/15/2005

Tank Section: Barrel

Quadrant: C

Vertical Drop #: 5

Row #: 24

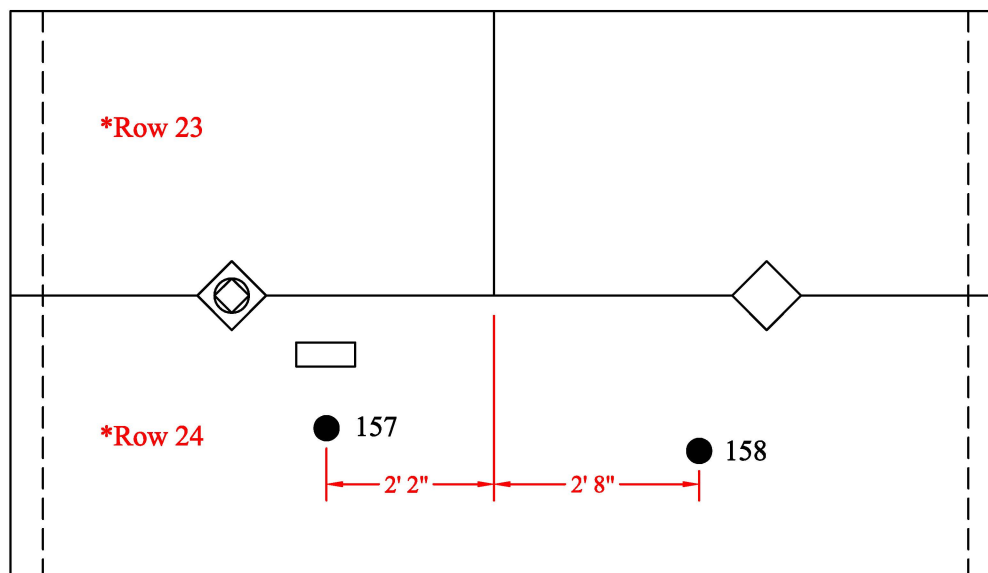
Thickness:

157 - Pinhole 1/32"Ø

Remaining: 0.190"

158 - Pinhole 1/32"Ø

Remaining: 0.190"



Tank Section: Barrel

Quadrant: C

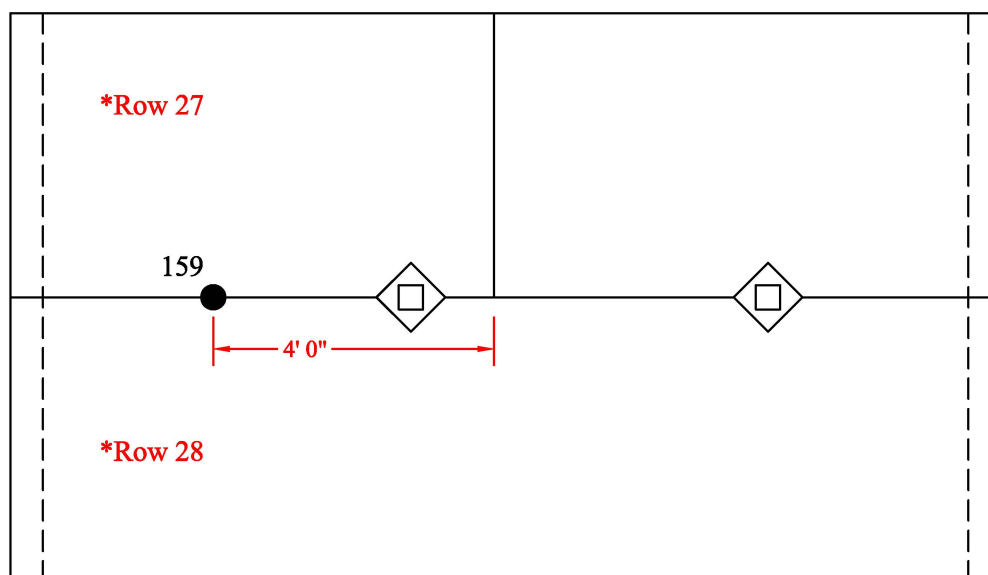
Vertical Drop #: 5

Row #: 28

Thickness:

159 - Pinhole 1/32"Ø

Remaining: 0.215"



* Hidden lines represent left/right edges of each vertical drop which was the most effective testing approach for the barrel/extension of Tank #16.

Drawing is not to scale

3.0 TANK MAPS

Weston Solutions, Inc.

Honolulu, HI

Tank #16 - Quadrant C Flaws 160-161

TANK #16 - QUADRANT C FLAWS 160-161

**Nominal Plate Thickness: 0.250"*

Date Inspected/Confirmed: 12/15/2005

Tank Section: Barrel

Quadrant: C

Vertical Drop #: 6

Row #: 26

Thickness:

160A - Pinhole 1/32"Ø

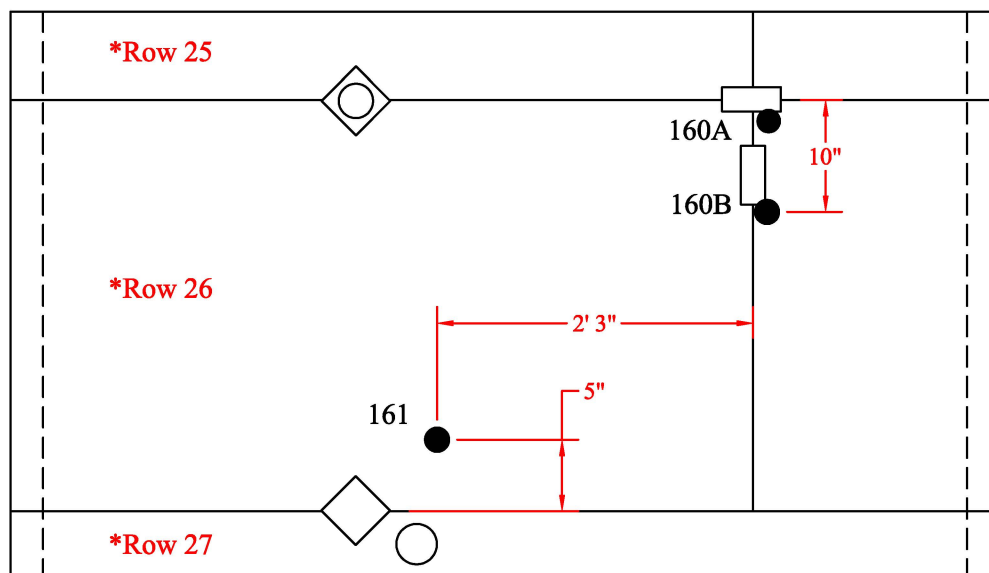
Remaining: 0.190"

160B - Pinhole 1/32"Ø

Remaining: 0.220"

161 - Pinhole 1/32"Ø

Remaining: 0.170"



* Hidden lines represent left/right edges of each vertical drop which was the most effective testing approach for the barrel/extension of Tank #16.

Drawing is not to scale

3.0 TANK MAPS

Weston Solutions, Inc.

Honolulu, HI

Tank #16 - Quadrant C Flaws 174-175

TANK #16 - QUADRANT C FLAWS 174-175

**Nominal Plate Thickness: 0.250"*

Date Inspected/Confirmed: 12/19/2005

Tank Section: Barrel

Quadrant: C

Vertical Drop #: 6

Row #: 19

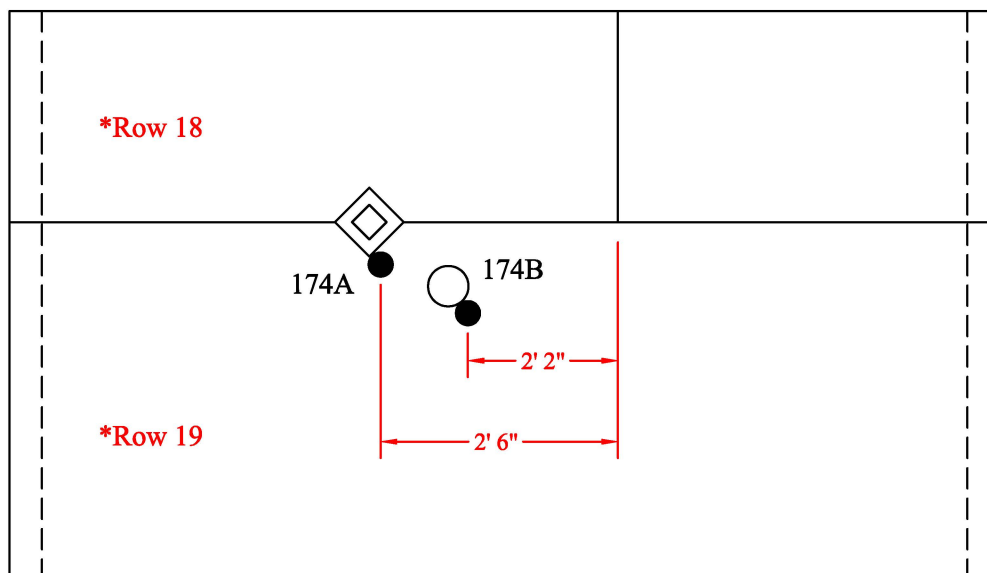
Thickness:

174A - Pinhole 1/32"Ø

Remaining: 0.220"

174B - Pinhole 1/32"Ø

Remaining: 0.220"



Tank Section: Barrel

Quadrant: C

Vertical Drop #: 6

Row #: 18

Thickness:

175A - Pinhole 1/32"Ø

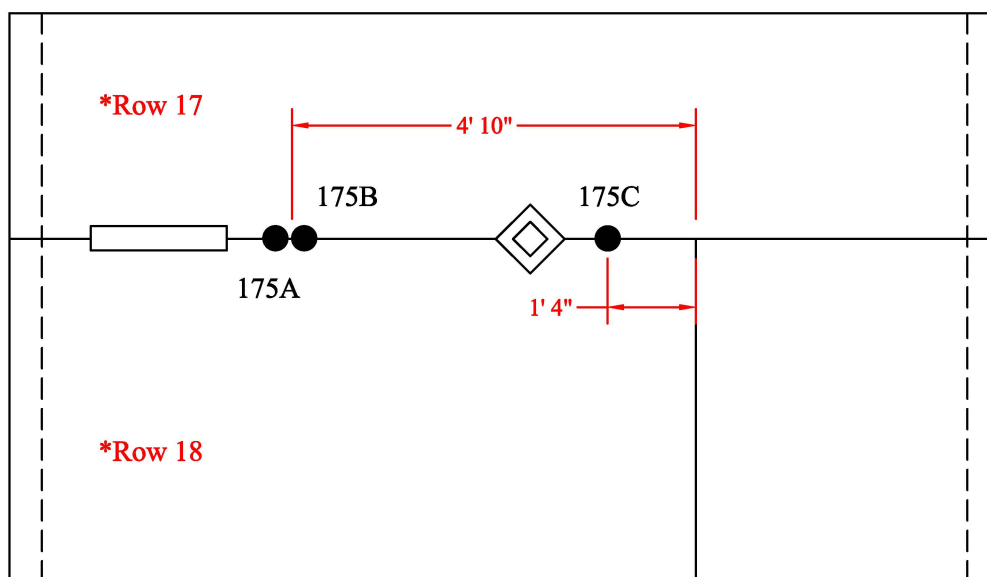
Remaining: 0.200"

175B - Pinhole 1/32"Ø

Remaining: 0.200"

175C - Pinhole 1/32"Ø

Remaining: 0.190"



* Hidden lines represent left/right edges of each vertical drop which was the most effective testing approach for the barrel/extension of Tank #16.

Drawing is not to scale

3.0 TANK MAPS

Weston Solutions, Inc.

Honolulu, HI

Tank #16 - Quadrant C Flaws 176-178

TANK #16 - QUADRANT C FLAWS 176-178

**Nominal Plate Thickness: 0.250"*

Date Inspected/Confirmed: 12/19/2005

Tank Section: Barrel

Quadrant: C

Vertical Drop #: 6

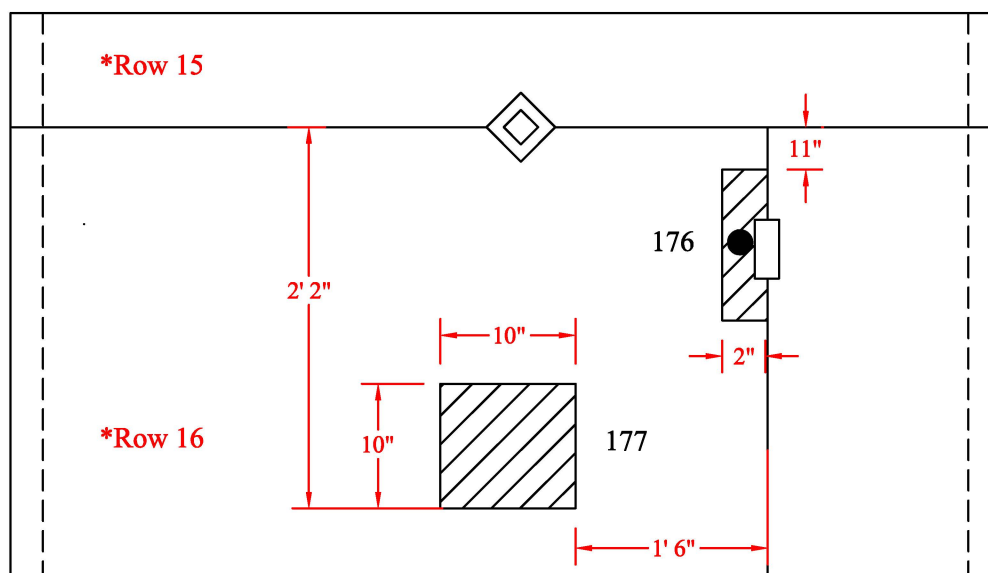
Row #: 16

Thickness:

176 - TS Pitting

Remaining: 0.220"

177 - UC 0.186



Tank Section: Barrel

Quadrant: C

Vertical Drop #: 6

Row #: 15

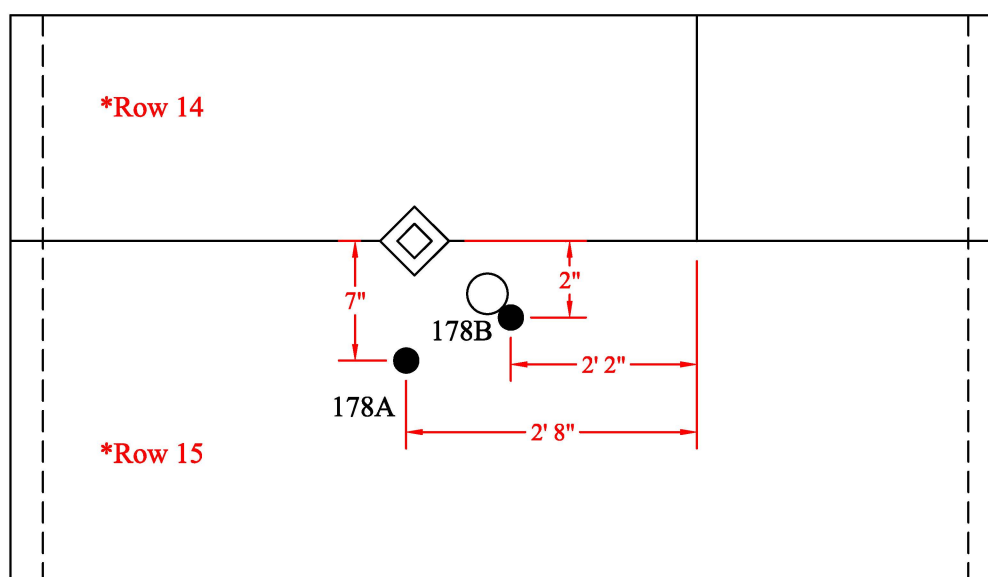
Thickness:

178A - Pinhole 1/32"Ø

Remaining: 0.190"

178B - Pinhole 1/32"Ø

Remaining: 0.230"



* Hidden lines represent left/right edges of each vertical drop which was the most effective testing approach for the barrel/extension of Tank #16.

Drawing is not to scale

3.0 TANK MAPS

Weston Solutions, Inc.

Honolulu, HI

Tank #16 - Quadrant C Flaws 179-181

TANK #16 - QUADRANT C FLAWS 179-181

**Nominal Plate Thickness: 0.250"*

Date Inspected/Confirmed: 12/19/2005

Tank Section: Barrel

Quadrant: C

Vertical Drop #: 6

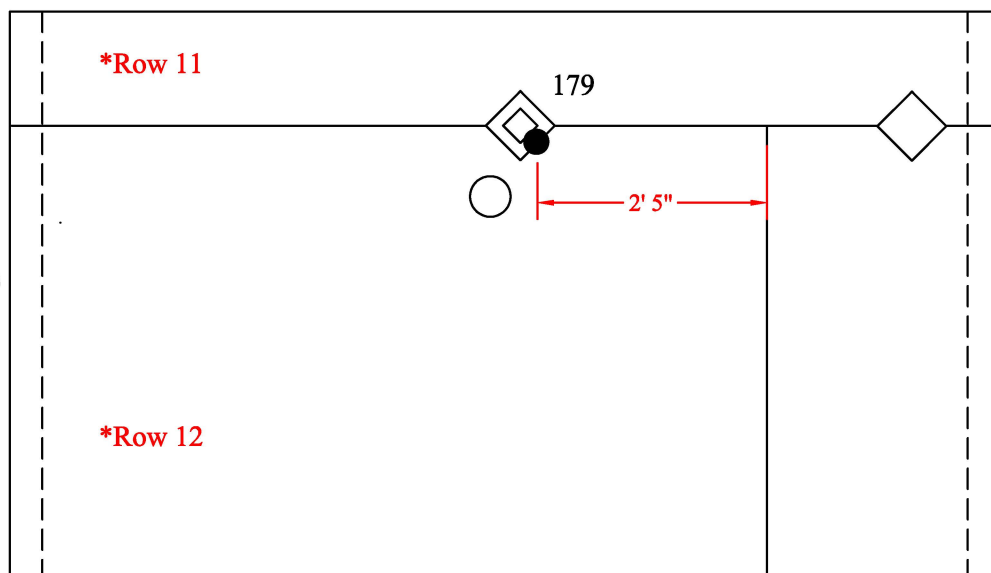
Row #: 12

Thickness:

179 - Pinhole 1/32"Ø

Inappropriate surface conditions

Shear Wave Testing not feasible



Tank Section: Barrel

Quadrant: C

Vertical Drop #: 6

Row #: 7

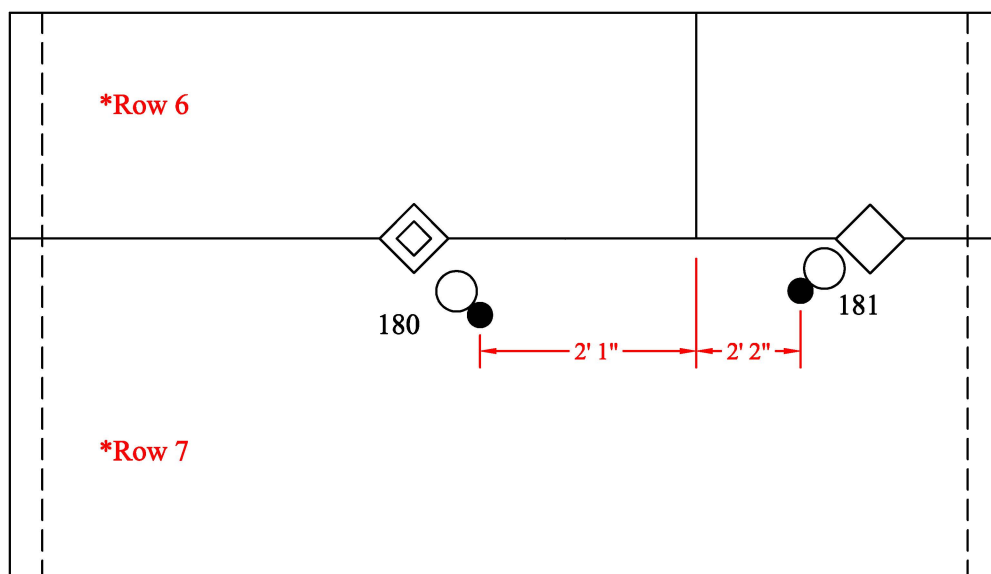
Thickness:

180 - Pinhole 1/32"Ø

Remaining: 0.200"

181 - Pinhole 1/32"Ø

Remaining: 0.190"



* Hidden lines represent left/right edges of each vertical drop which was the most effective testing approach for the barrel/extension of Tank #16.

Drawing is not to scale

3.0 TANK MAPS

Weston Solutions, Inc.

Honolulu, HI

Tank #16 - Quadrant C Flaws 182-184

TANK #16 - QUADRANT C FLAWS 182-184

**Nominal Plate Thickness: 0.250"*

Date Inspected/Confirmed: 12/19/2005

Tank Section: Barrel

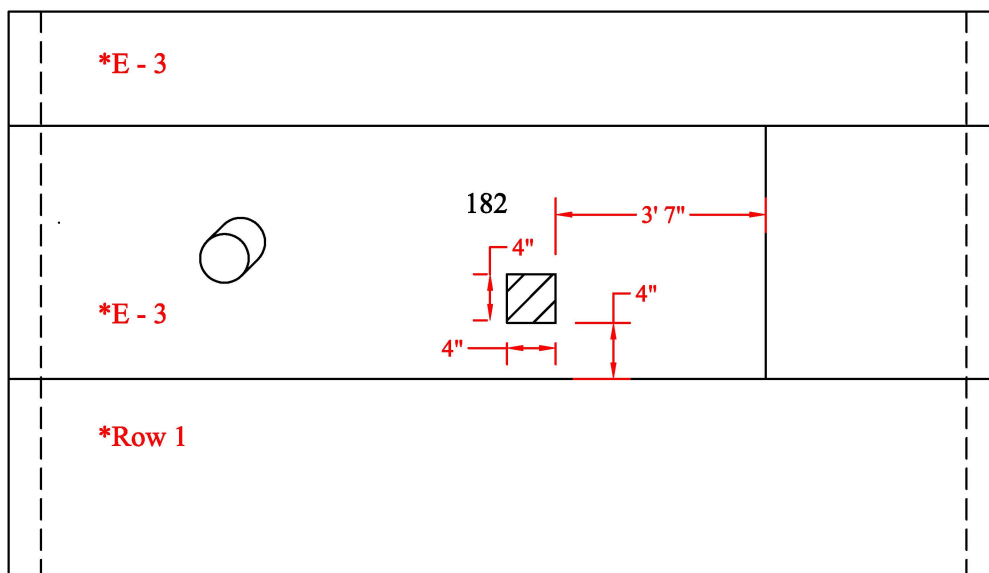
Quadrant: C

Vertical Drop #: 6

Row #: E-4

Thickness:

182 - UC 0.200"



Tank Section: Barrel

Quadrant: C

Vertical Drop #: 7

Row #: 17

Thickness:

183A - Pinhole 1/32"Ø

Inappropriate surface conditions

Shear Wave Testing not feasible

183B - Pinhole 1/32"Ø

Inappropriate surface conditions

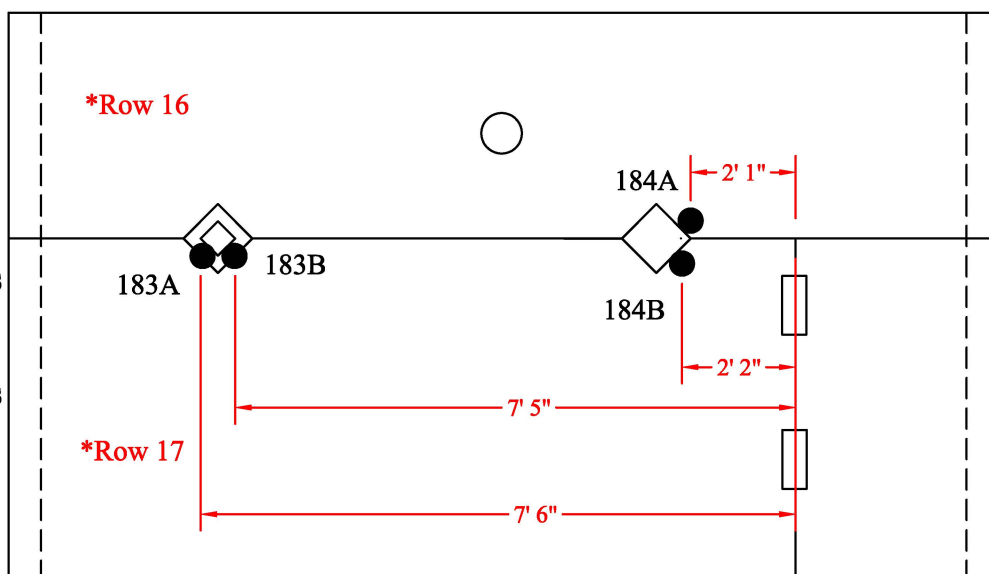
Shear Wave Testing not feasible

184A - Pinhole 1/32"Ø

Remaining: 0.210"

184B - Pinhole 1/32"Ø

Remaining: 0.230"



* Hidden lines represent left/right edges of each vertical drop which was the most effective testing approach for the barrel/extension of Tank #16.

Drawing is not to scale

3.0 TANK MAPS

Weston Solutions, Inc.

Honolulu, HI

Tank #16 - Quadrant C Flaws 185-189

TANK #16 - QUADRANT C FLAWS 185-189

**Nominal Plate Thickness: 0.250"*

Date Inspected/Confirmed: 12/19/2005

Tank Section: Barrel

Quadrant: C

Vertical Drop #: 7

Row #: 22

Thickness:

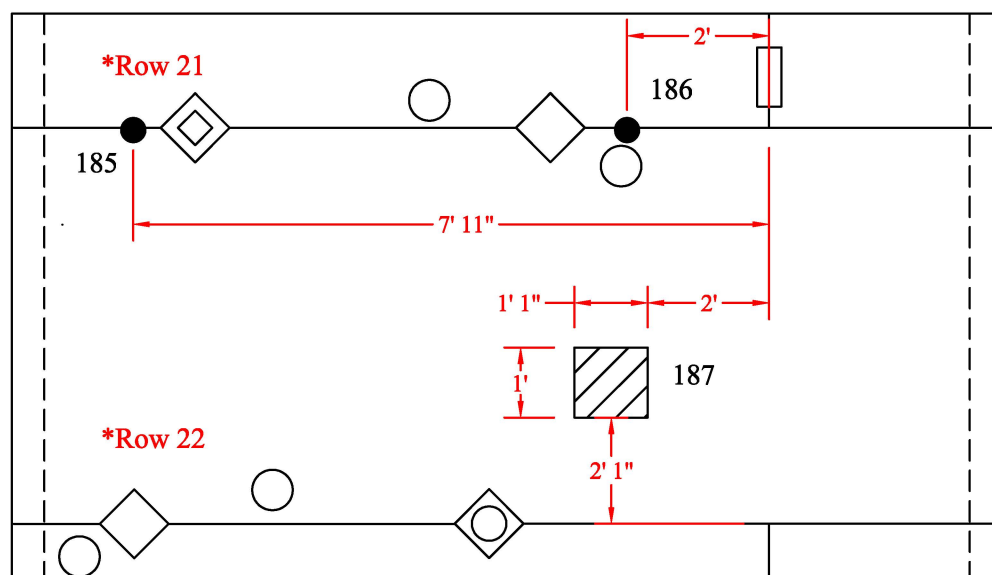
185 - Pinhole 1/32"Ø

Remaining: 0.190"

186 - Pinhole 1/32"Ø

Remaining: 0.190"

187 - UC 0.155"



Tank Section: Barrel

Quadrant: C

Vertical Drop #: 7

Row #: 23

Thickness:

188A - Pinhole 1/32"Ø

Remaining: 0.190"

188B - Pinhole 1/32"Ø

Remaining: 0.190"

188C - Pinhole 1/32"Ø

Remaining: 0.210"

188D - Pinhole 1/32"Ø

Remaining: 0.220"

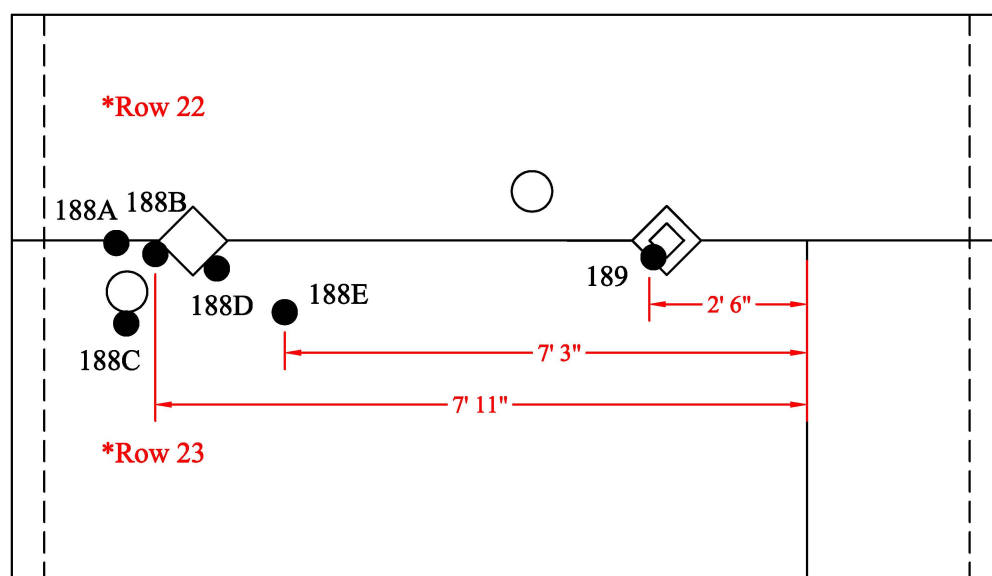
188E - Pinhole 1/32"Ø

Remaining: 0.190"

189 - Pinhole 1/32"Ø

Inappropriate surface conditions

Shear Wave Testing not feasible



* Hidden lines represent left/right edges of each vertical drop which was the most effective testing approach for the barrel/extension of Tank #16.

Drawing is not to scale

3.0 TANK MAPS

Weston Solutions, Inc.

Honolulu, HI

Tank #16 - Quadrant C Flaws 190-194

TANK #16 - QUADRANT C FLAWS 190-194

**Nominal Plate Thickness: 0.250"*

Date Inspected/Confirmed: 12/19/2005

Tank Section: Barrel

Quadrant: C

Vertical Drop #: 7

Row #: 25

Thickness:

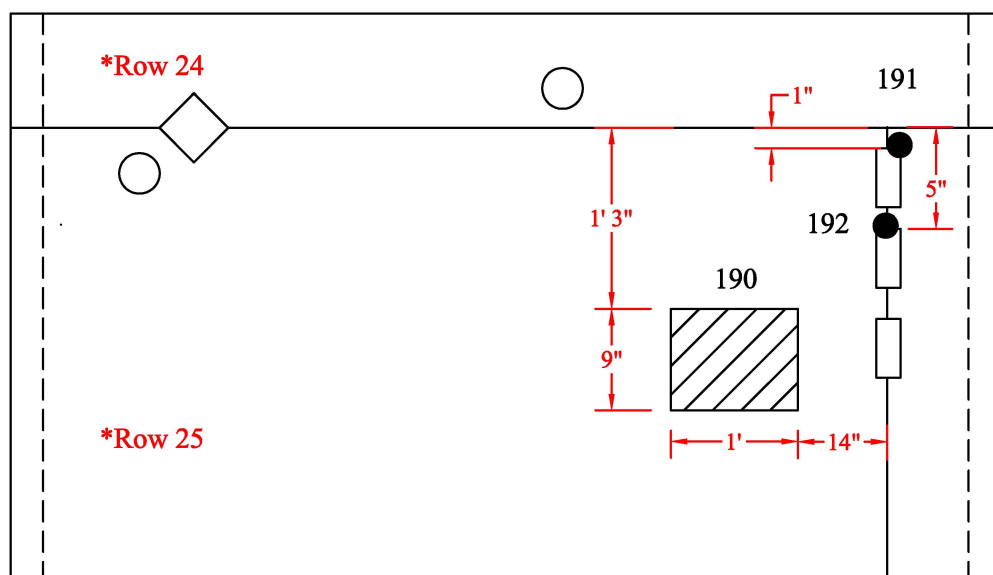
190 - UC 0.160"

191 - Pinhole 1/32"Ø

Remaining: 0.210"

192 - Pinhole 1/32"Ø

Remaining: 0.200"



Tank Section: Barrel

Quadrant: C

Vertical Drop #: 7

Row #: 26

Thickness:

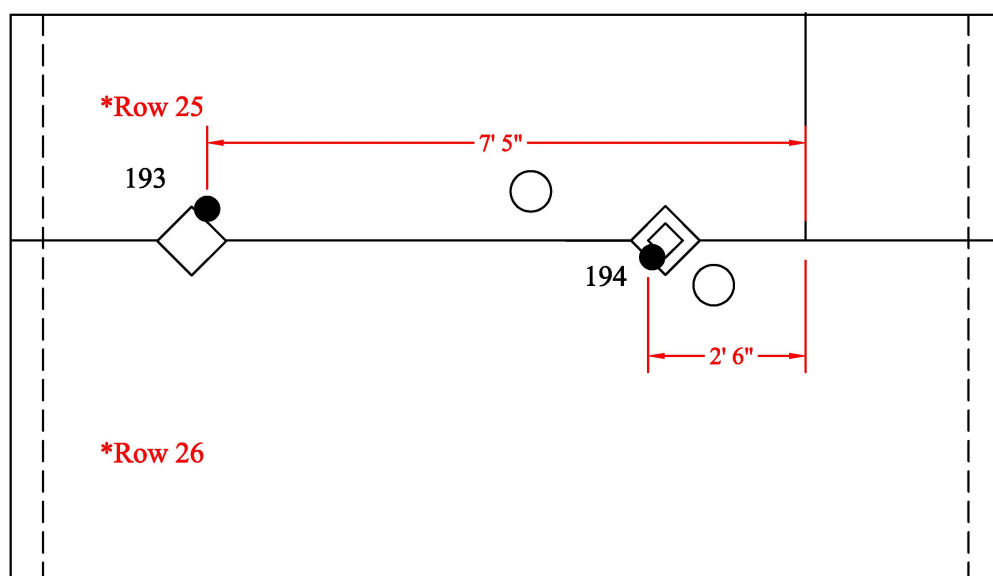
193 - Pinhole 1/32"Ø

Remaining: 0.230"

194 - Pinhole 1/32"Ø

Inappropriate surface conditions

Shear Wave Testing not feasible



* Hidden lines represent left/right edges of each vertical drop which was the most effective testing approach for the barrel/extension of Tank #16.

Drawing is not to scale

3.0 TANK MAPS

Weston Solutions, Inc.

Honolulu, HI

Tank #16 - Quadrant C Flaw 195

TANK #16 - QUADRANT C FLAW 195

**Nominal Plate Thickness: 0.250"*

Date Inspected/Confirmed: 12/19/2005

Tank Section: Barrel

Quadrant: C

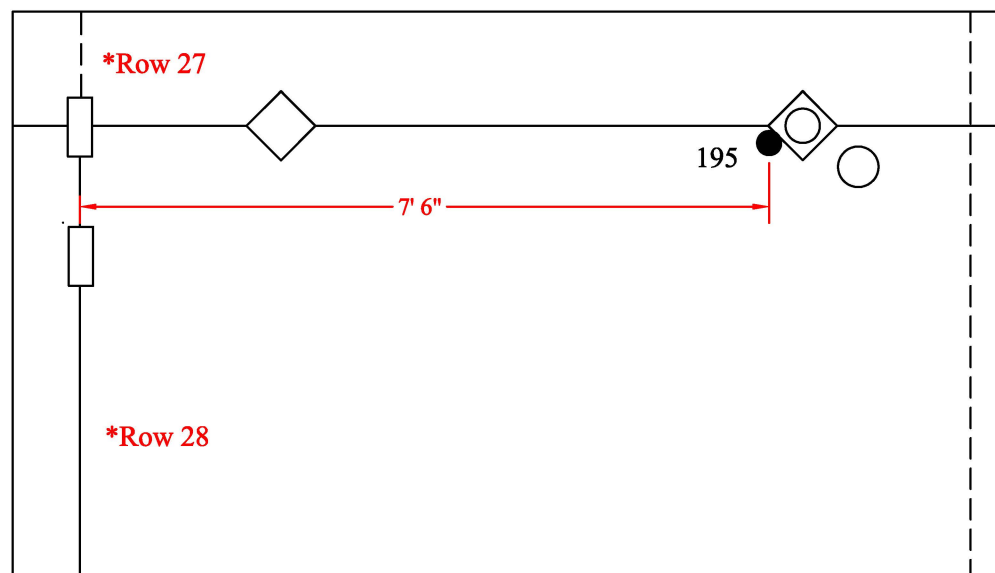
Vertical Drop #: 7

Row #: 28

Thickness:

195 - Pinhole 1/32"Ø

Remaining: 0.210"



* Hidden lines represent left/right edges of each vertical drop which was the most effective testing approach for the barrel/extension of Tank #16.

Drawing is not to scale

3.0 TANK MAPS

Weston Solutions, Inc.

Honolulu, HI

Tank #16 - Quadrant C Flaws 224-225

TANK #16 - QUADRANT C FLAWS 224-225

**Nominal Plate Thickness: 0.250"*

Date Inspected/Confirmed: 12/20/2005

Tank Section: Barrel

Quadrant: C

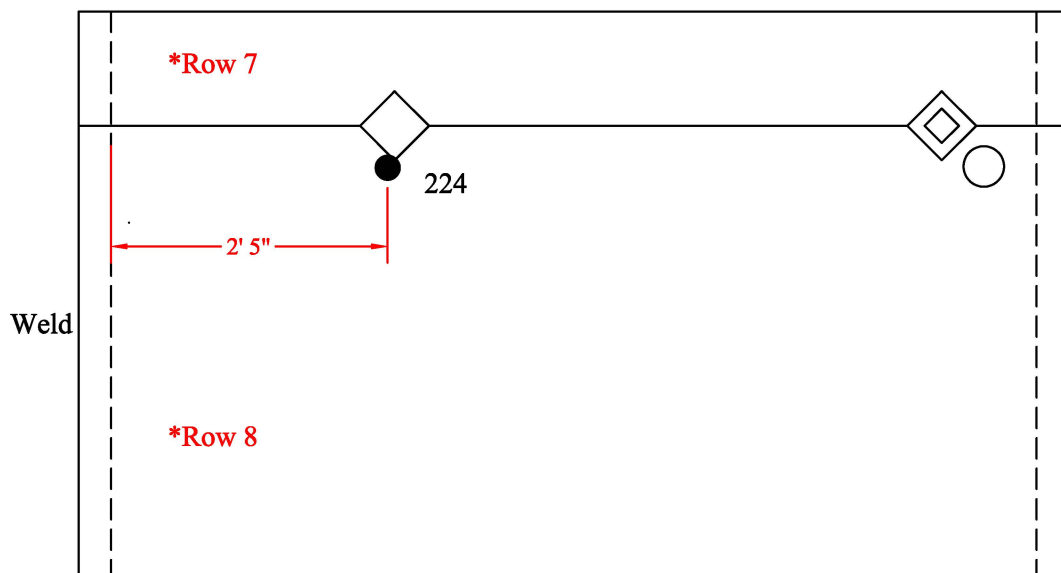
Vertical Drop #: 8

Row #: 3

Thickness:

224 - Pinhole 1/32"Ø

Remaining: 0.220"



Tank Section: Barrel

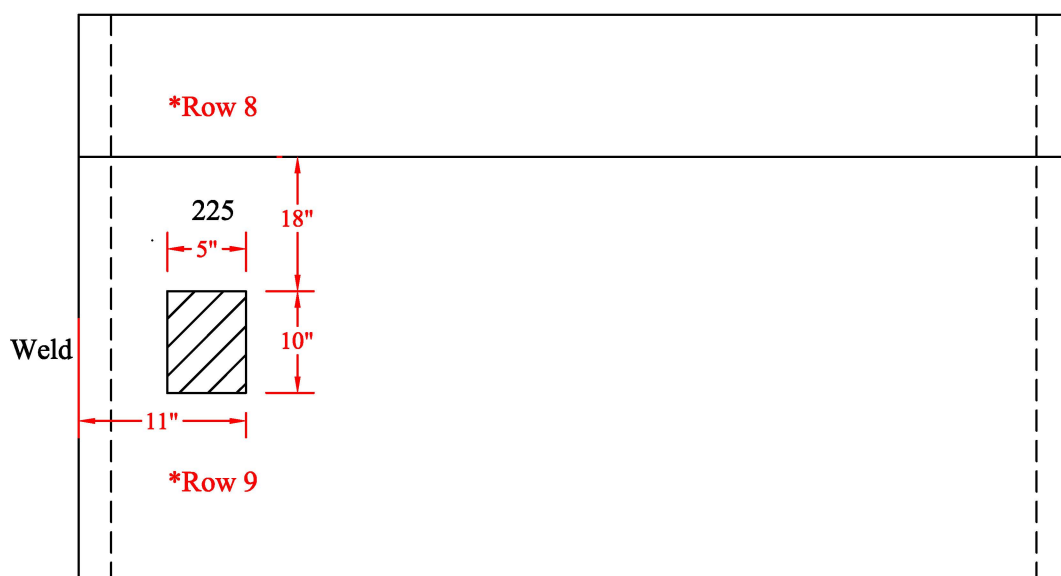
Quadrant: C

Vertical Drop #: 8

Row #: 9

Thickness:

225 - UC 0.140"



* Hidden lines represent left/right edges of each vertical drop which was the most effective testing approach for the barrel/extension of Tank #16.

Drawing is not to scale

3.0 TANK MAPS

Weston Solutions, Inc.

Honolulu, HI

Tank #16 - Quadrant C Flaws 230-234

TANK #16 - QUADRANT C FLAWS 230-234

**Nominal Plate Thickness: 0.250"*

Date Inspected/Confirmed: 12/20/2005

Tank Section: Barrel

Quadrant: C

Vertical Drop #: 8

Row #: 24

Thickness:

230 - Pinhole 1/32"Ø

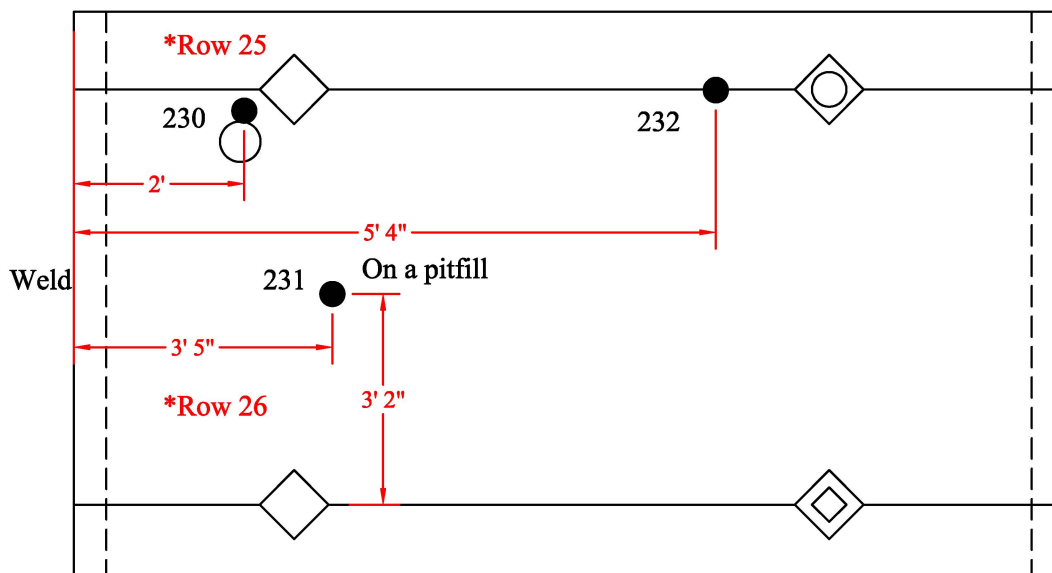
Remaining: 0.220"

231 - Pinhole 1/32"Ø

Remaining: 0.190"

232 - Pinhole 1/32"Ø

Remaining: 0.190"



Tank Section: Barrel

Quadrant: C

Vertical Drop #: 8

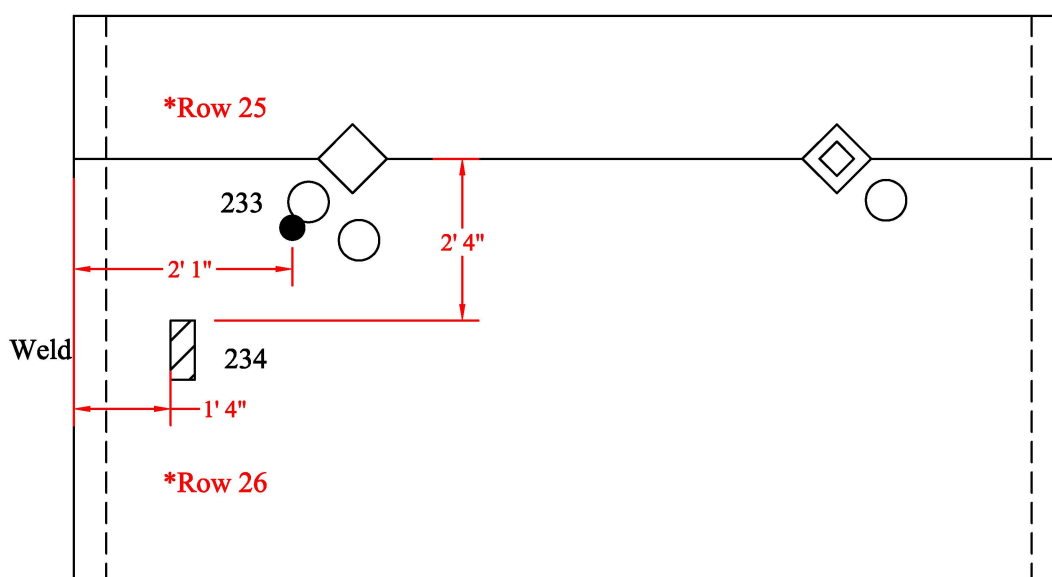
Row #: 26

Thickness:

233 - Pinhole 1/32"Ø

Remaining: 0.210"

234 - TS pitting: 0.210"



* Hidden lines represent left/right edges of each vertical drop which was the most effective testing approach for the barrel/extension of Tank #16.

Drawing is not to scale

3.0 TANK MAPS

Weston Solutions, Inc.

Honolulu, HI

Tank #16 - Quadrant C Flaws 508-509

TANK #16 - QUADRANT C FLAWS 508-509

**Nominal Plate Thickness: 0.250"*

Date Inspected/Confirmed: 12/20/2005

Tank Section: Barrel

Quadrant: C

Vertical Drop #: 8

Row #: 7, 8

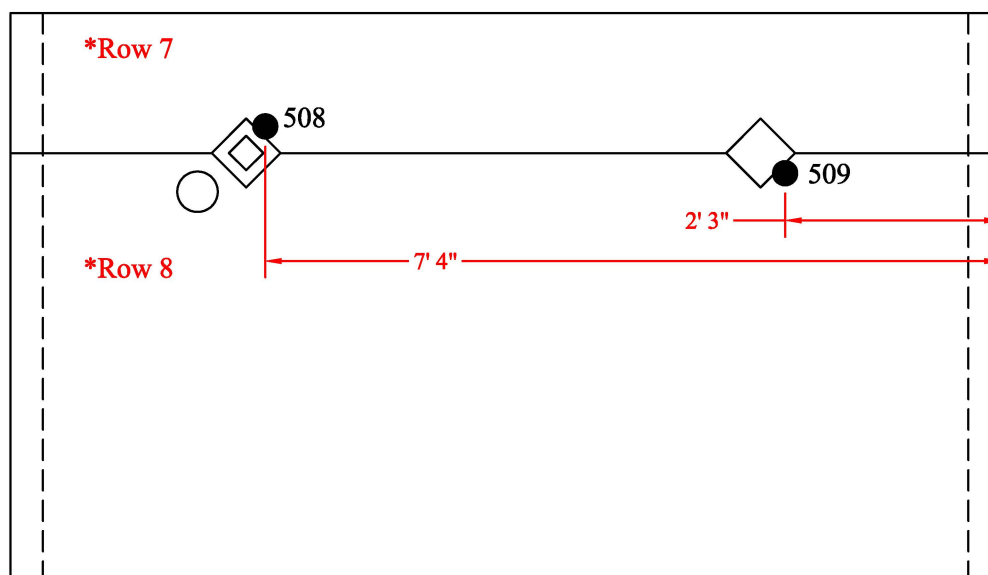
Thickness:

508 - Pinhole 1/32"Ø

Remaining: 0.200"

509 - Pinhole 1/32"Ø

Remaining: 0.220"



* Hidden lines represent left/right edges of each vertical drop which was the most effective testing approach for the barrel/extension of Tank #16.

Drawing is not to scale

3.0 TANK MAPS

Weston Solutions, Inc.

Honolulu, HI

Tank #16 - Quadrant C Flaws 226-229

TANK #16 - QUADRANT C FLAWS 226-229

**Nominal Plate Thickness: 0.250"*

Date Inspected/Confirmed: 12/20/2005

Tank Section: Barrel

Quadrant: C

Vertical Drop #: 8

Row #: 12, 13

Thickness:

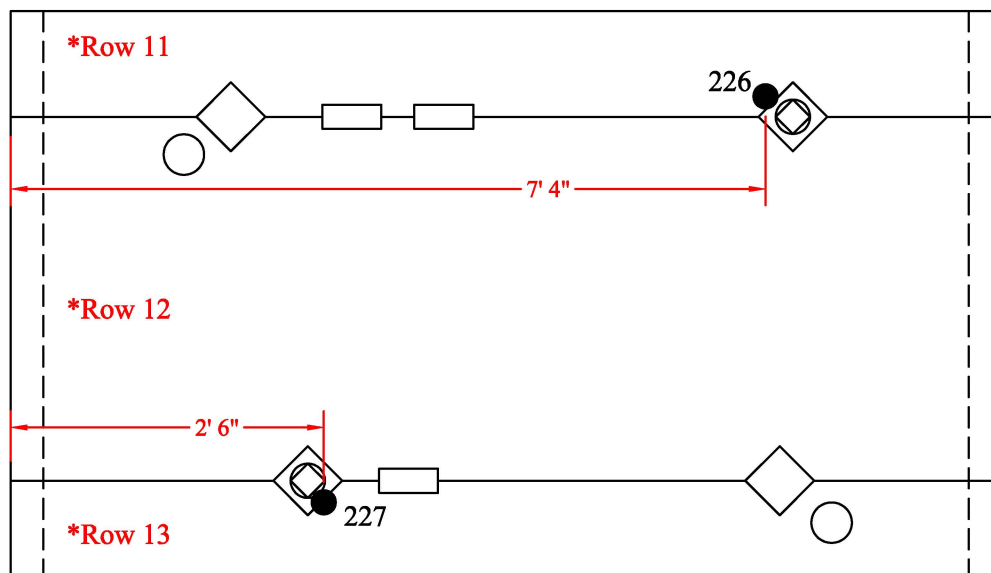
226 - Pinhole 1/32"Ø

Remaining: 0.190"

227 - Pinhole 1/16"Ø

Inappropriate surface conditions

Shear Wave Testing not feasible



Tank Section: Barrel

Quadrant: C

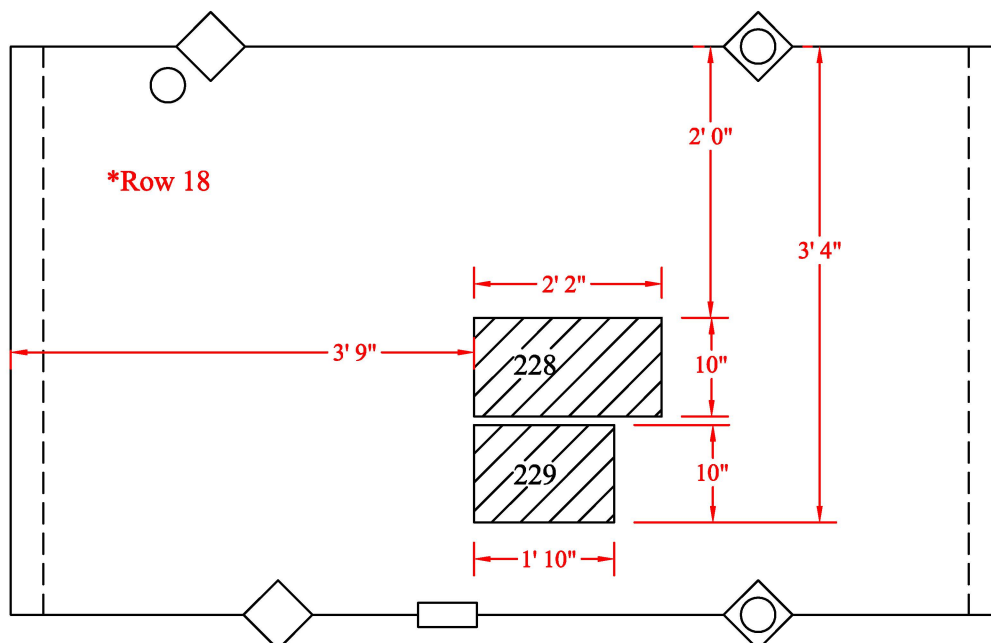
Vertical Drop #: 8

Row #: 18

Thickness:

228 - UC 0.160"

229 - UC 0.200"



* Hidden lines represent left/right edges of each vertical drop which was the most effective testing approach for the barrel/extension of Tank #16.

Drawing is not to scale

3.0 TANK MAPS

Weston Solutions, Inc.

Honolulu, HI

Tank #16 - Quadrant C Flaws 235-237

TANK #16 - QUADRANT C FLAWS 235-237

**Nominal Plate Thickness: 0.250"*

Date Inspected/Confirmed: 12/20/2005

Tank Section: Barrel

Quadrant: C

Vertical Drop #: 9

Row #: 8

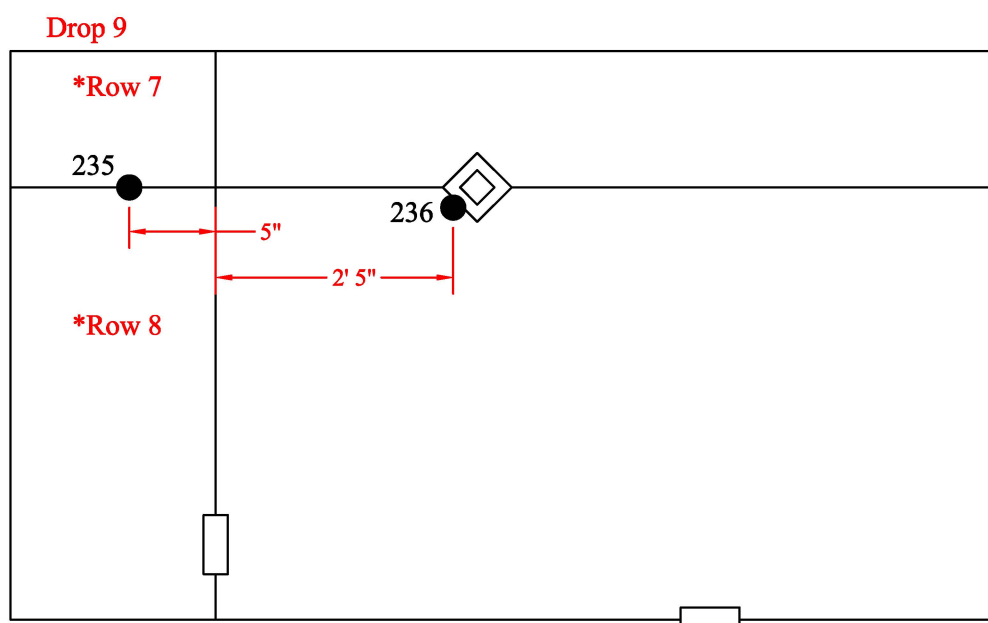
Thickness:

235 - Pinhole 1/32"Ø

Remaining: 0.160"

236 - Pinhole 1/32"Ø

Remaining: 0.200"



Tank Section: Barrel

Quadrant: C

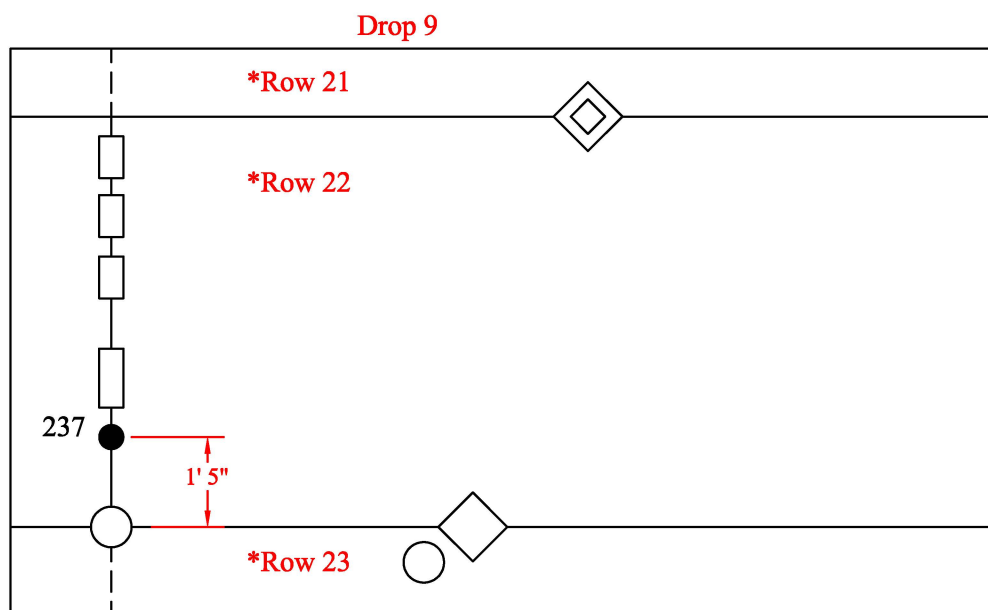
Vertical Drop #: 9

Row #: 22

Thickness:

237 - Pinhole 1/32"Ø

Remaining: 0.175"



* Hidden lines represent left/right edges of each vertical drop which was the most effective testing approach for the barrel/extension of Tank #16.

Drawing is not to scale

3.0 TANK MAPS

Weston Solutions, Inc.

Honolulu, HI

Tank #16 - Quadrant C Flaws 239-242

TANK #16 - QUADRANT C FLAWS 239-242

**Nominal Plate Thickness: 0.250"*

Date Inspected/Confirmed: 12/20/2005

Tank Section: Barrel

Quadrant: C

Vertical Drop #: 9

Row #: 24

Thickness:

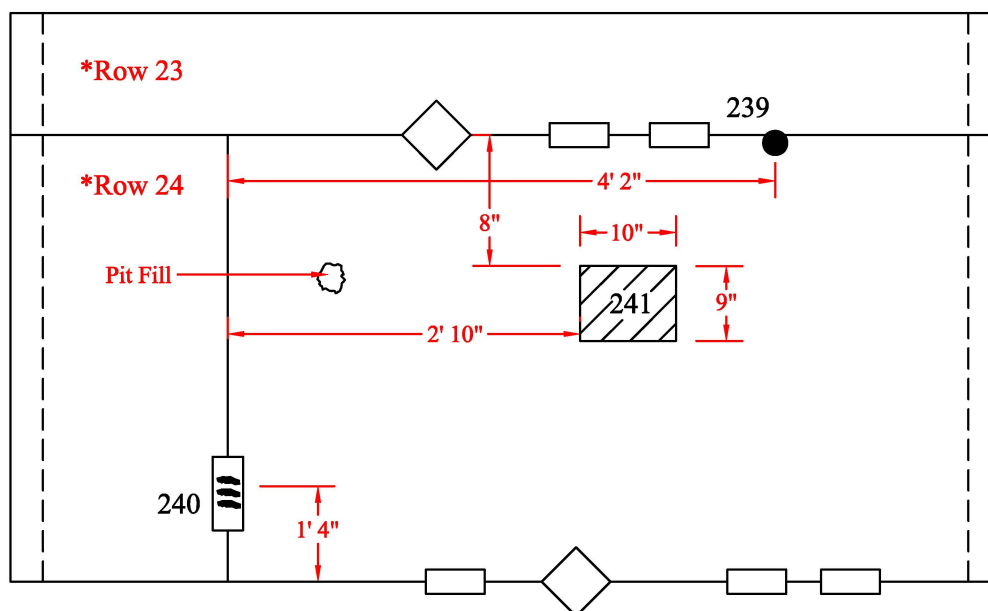
239 - Pinhole 1/32"Ø

Remaining: 0.165"

240 - TS Gouge

Remaining: 0.150"

241 - UC 0.180"



Tank Section: Barrel

Quadrant: C

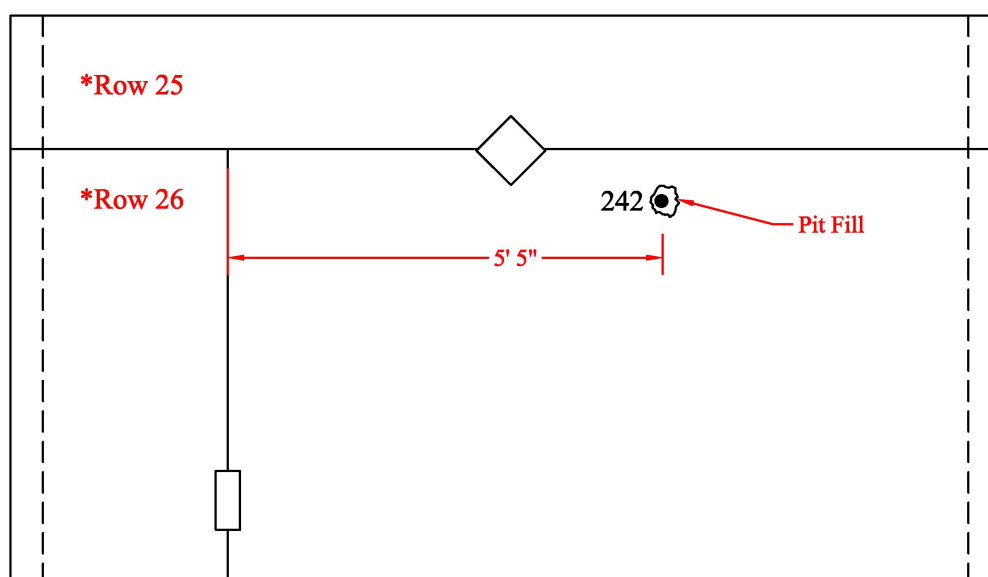
Vertical Drop #: 9

Row #: 26

Thickness:

242 - Pinhole 1/32"Ø

Remaining: 0.170"



* Hidden lines represent left/right edges of each vertical drop which was the most effective testing approach for the barrel/extension of Tank #16.

Drawing is not to scale

3.0 TANK MAPS

Weston Solutions, Inc.

Honolulu, HI

Tank #16 - Quadrant C Flaws 365-368

TANK #16 - QUADRANT C FLAWS 365-368

**Nominal Plate Thickness: 0.250"*

Date Inspected/Confirmed: 1/06/2006

Tank Section: Extension

Quadrant: C

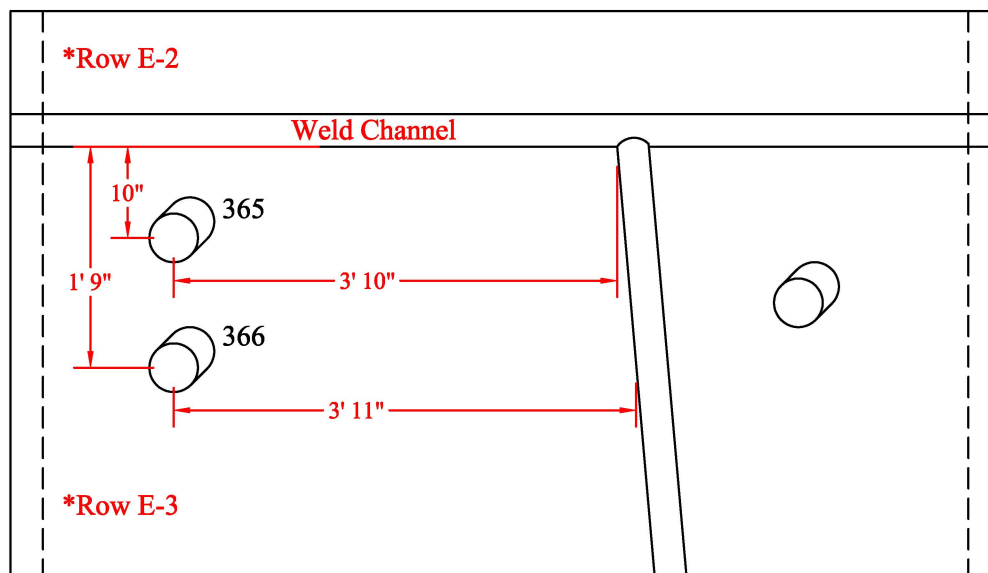
Vertical Drop #: 1

Row #: E-3

Thickness:

365 - UC Nozzle 0.190"

366 - UC Nozzle 0.200"



Tank Section: Extension

Quadrant: C

Vertical Drop #: 2

Row #: E-3

Thickness:

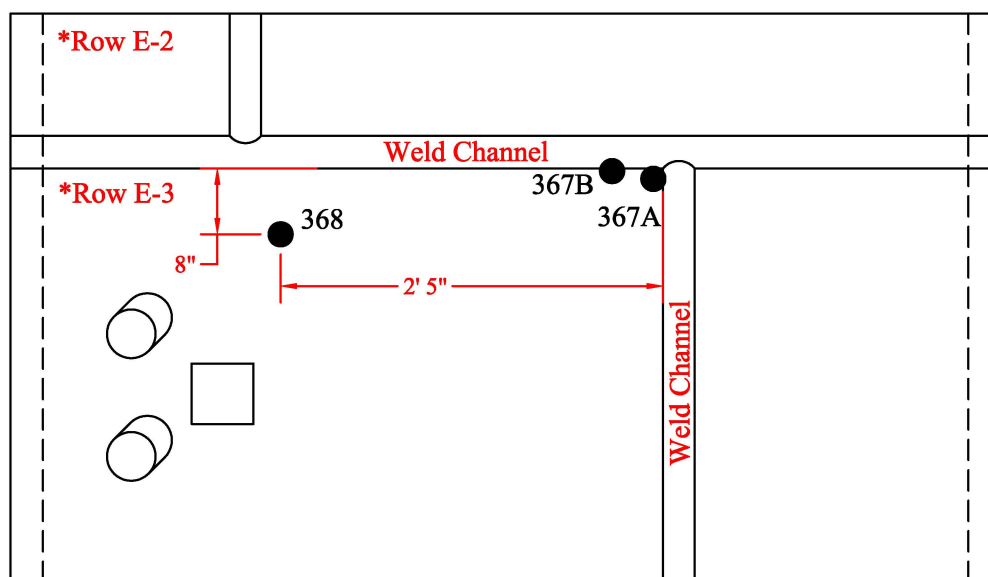
367A - Pinhole 1/32"Ø

Remaining: 0.180"

367B - Pinhole 1/32"Ø

Remaining: 0.210"

368 - Dent



* Hidden lines represent left/right edges of each vertical drop which was the most effective testing approach for the barrel/extension of Tank #16.

Drawing is not to scale

Tank #16 - Quadrant C Flaws 369-373

TANK #16 - QUADRANT C FLAWS 369-373

***Nominal Plate Thickness: 0.250"**

Date Inspected/Confirmed: 1/06/2006

Tank Section: Extension

Quadrant: C

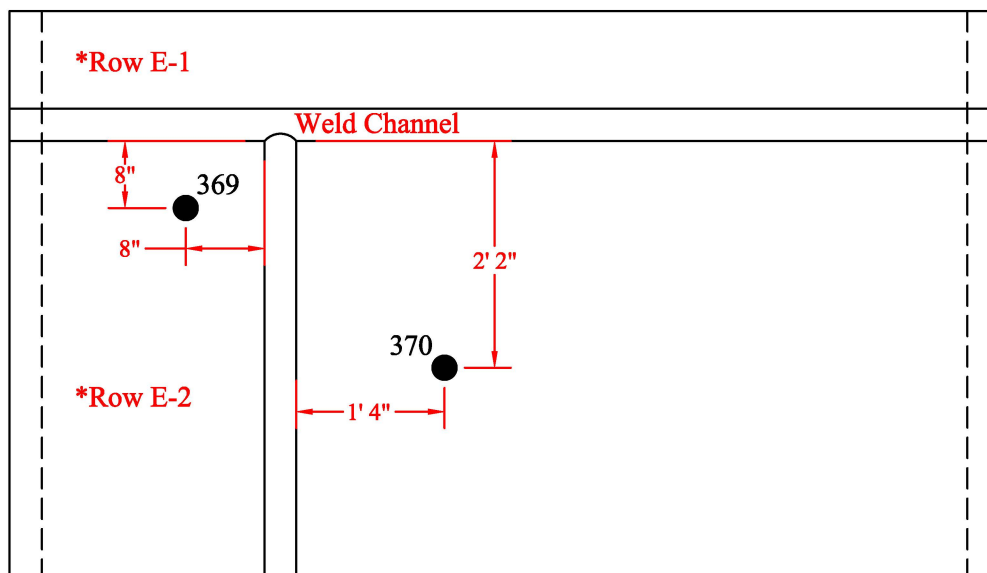
Vertical Drop #: 2

Row #: E-2

Thickness:

369 - Deep Dent

370 - TS Gouge



Tank Section: Extension

Quadrant: C

Vertical Drop #: 2

Row #: E-1

Course: A

Plate #: 38, 39

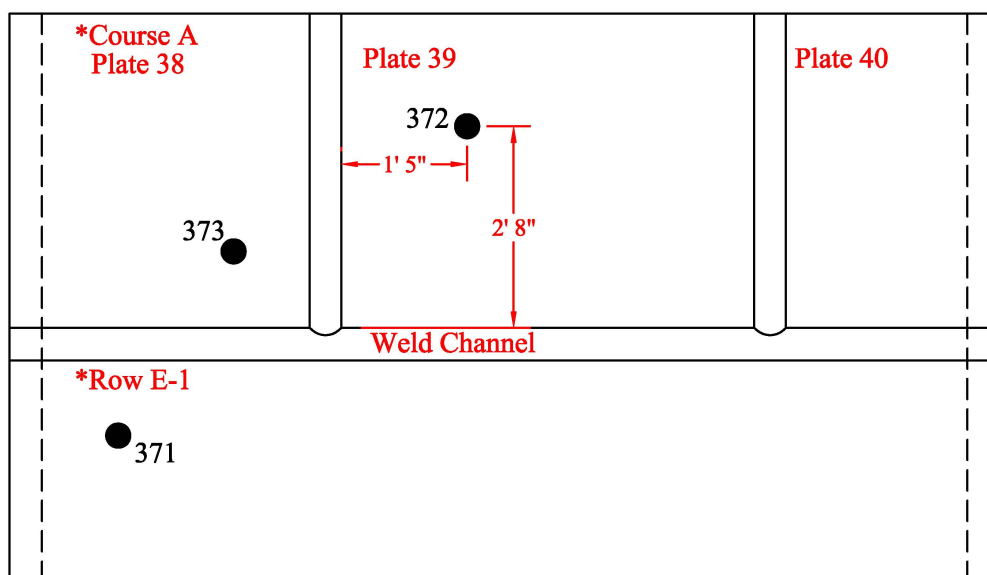
Thickness:

371 - Dent

372 - Dent

Remaining: 0.150"

373 - Dent



* Hidden lines represent left/right edges of each vertical drop which was the most effective testing approach for the barrel/extension of Tank #16.

Drawing is not to scale

3.0 TANK MAPS

Weston Solutions, Inc.

Honolulu, HI

Tank #16 - Quadrant C Flaws 374-375

TANK #16 - QUADRANT C FLAWS 374-375

**Nominal Plate Thickness: 0.250"*

Date Inspected/Confirmed: 1/06/2006

Tank Section: Extension

Quadrant: C

Vertical Drop #: 3

Row #: E-1

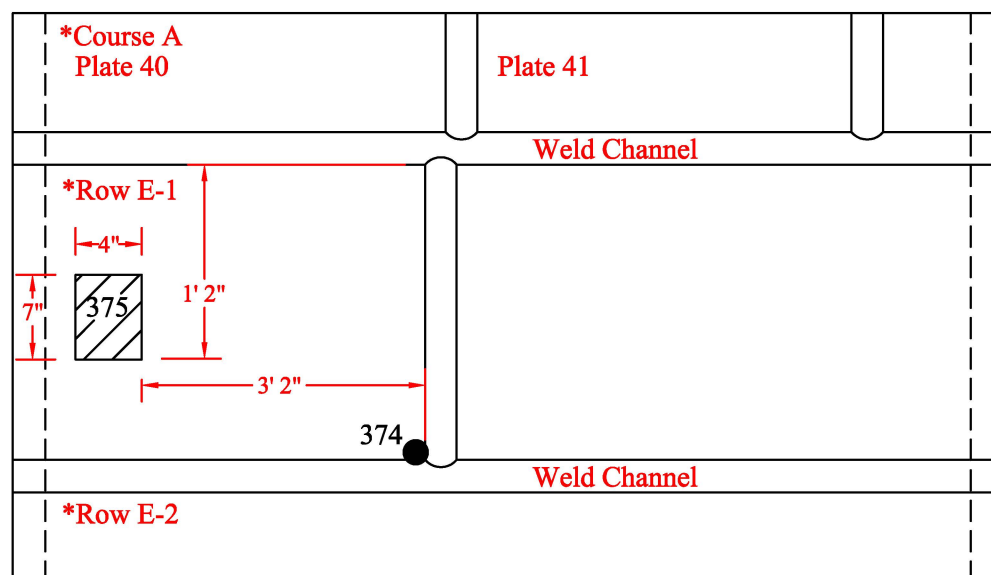
Thickness:

374 - Pinhole on channel

Nominal: 0.150"

Remaining: 0.070"

375 - UC 0.200"



* Hidden lines represent left/right edges of each vertical drop which was the most effective testing approach for the barrel/extension of Tank #16.

Drawing is not to scale

3.0 TANK MAPS

Weston Solutions, Inc.

Honolulu, HI

Tank #16 - Quadrant C Flaws 383-384

TANK #16 - QUADRANT C FLAWS 383-384

**Nominal Plate Thickness: 0.250"*

Date Inspected/Confirmed: 1/09/2006

Tank Section: Extension

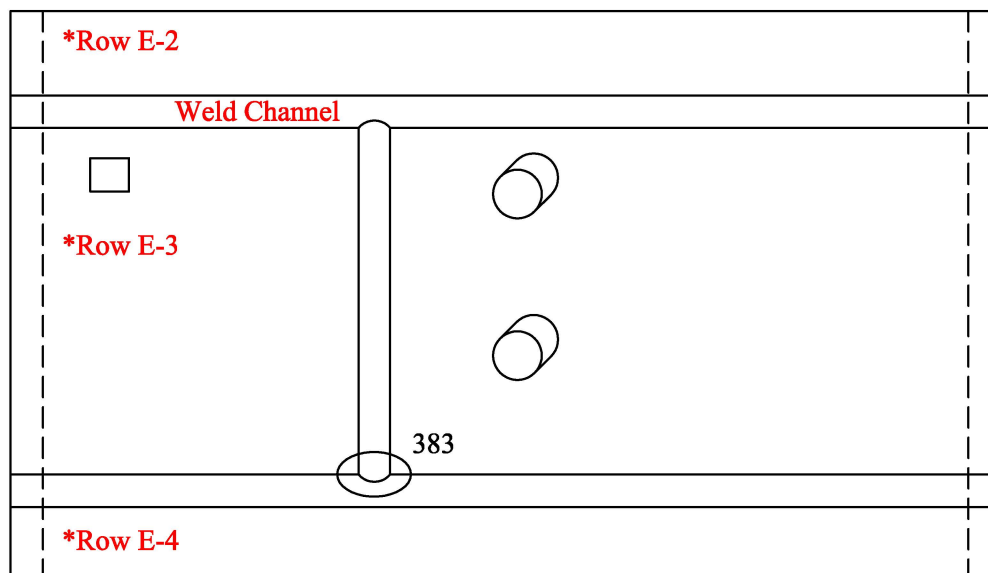
Quadrant: C

Vertical Drop #: 3

Row #: E-3

Thickness:

383 - Undercut



Tank Section: Extension

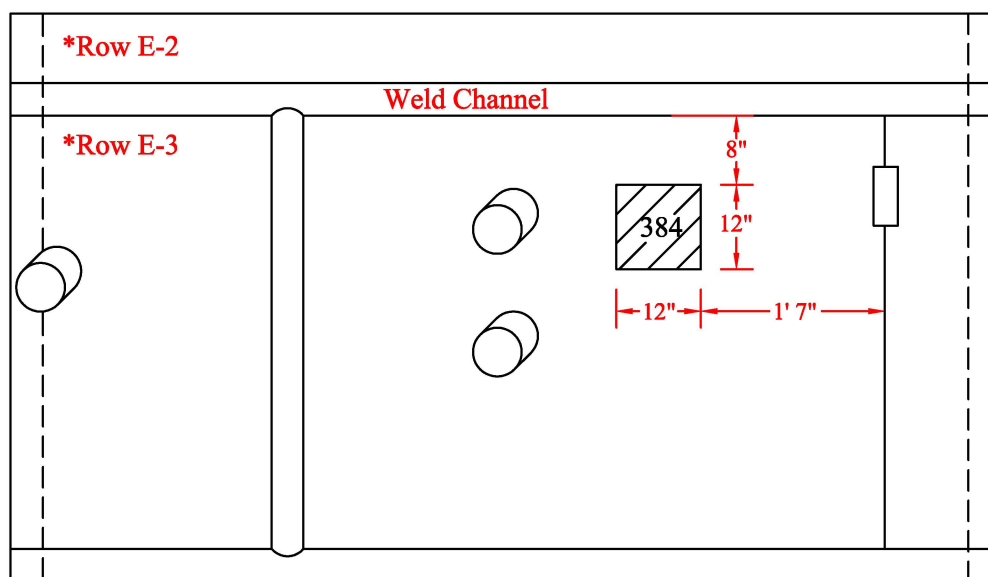
Quadrant: C

Vertical Drop #: 4

Row #: E-3

Thickness:

384 - UC 0.186"



* Hidden lines represent left/right edges of each vertical drop which was the most effective testing approach for the barrel/extension of Tank #16.

Drawing is not to scale

3.0 TANK MAPS

Weston Solutions, Inc.

Honolulu, HI

Tank #16 - Quadrant C Flaws 385-387

TANK #16 - QUADRANT C FLAWS 385-387

**Nominal Plate Thickness: 0.250"*

Date Inspected/Confirmed: 1/09/2006

Tank Section: Extension

Quadrant: C

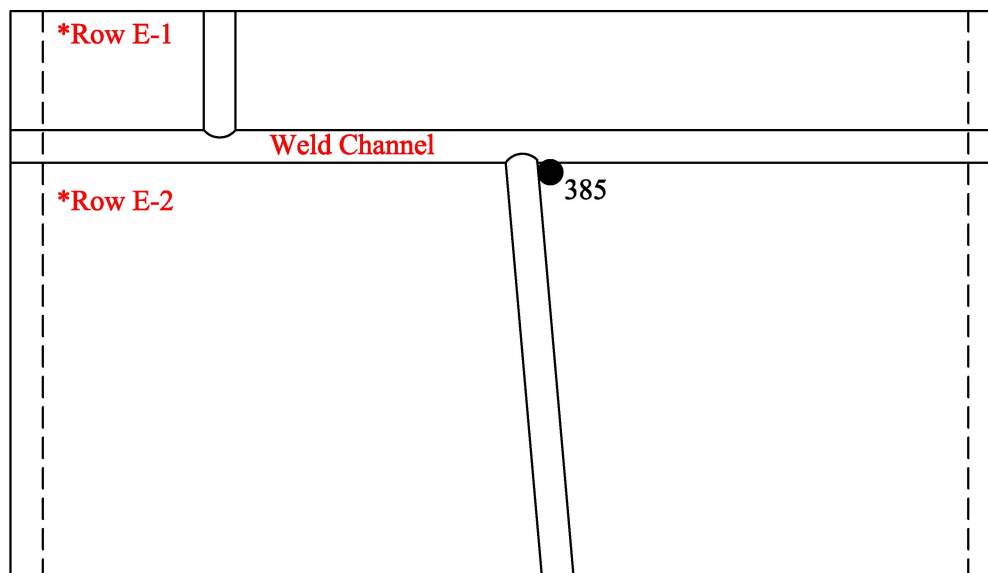
Vertical Drop #: 4

Row #: E-2

Thickness:

385 - Pinhole 1/32"Ø

Remaining: 0.200"



Tank Section: Extension

Quadrant: C

Vertical Drop #: 4

Row #: E-1

Thickness:

386A - Pinhole 1/32"Ø

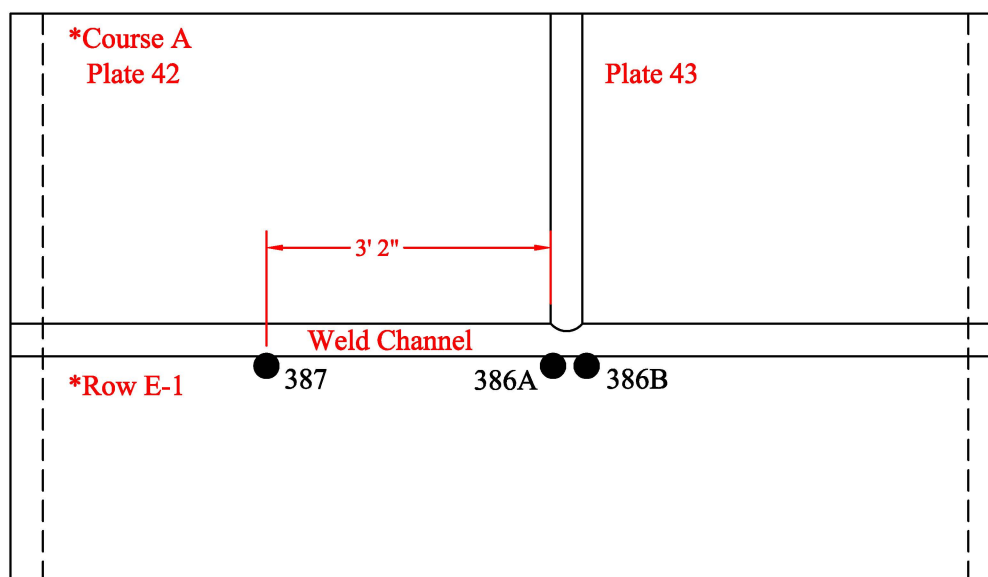
Remaining: 0.180"

386B - Pinhole 1/32"Ø

Remaining: 0.190"

387 - Pinhole 1/32"Ø

Remaining: 0.190"



* Hidden lines represent left/right edges of each vertical drop which was the most effective testing approach for the barrel/extension of Tank #16.

Drawing is not to scale

3.0 TANK MAPS

Weston Solutions, Inc.

Honolulu, HI

Tank #16 - Quadrant C Flaws 388-394

TANK #16 - QUADRANT C FLAWS 388-394

**Nominal Plate Thickness: 0.250"*

Date Inspected/Confirmed: 1/09/2006

Tank Section: Extension

Quadrant: C

Vertical Drop #: 5

Row #: E-1, E-2

Thickness:

388 - Pinhole 1/32"Ø

Remaining: 0.180"

389 - Pinhole 1/32"Ø

Remaining: 0.180"

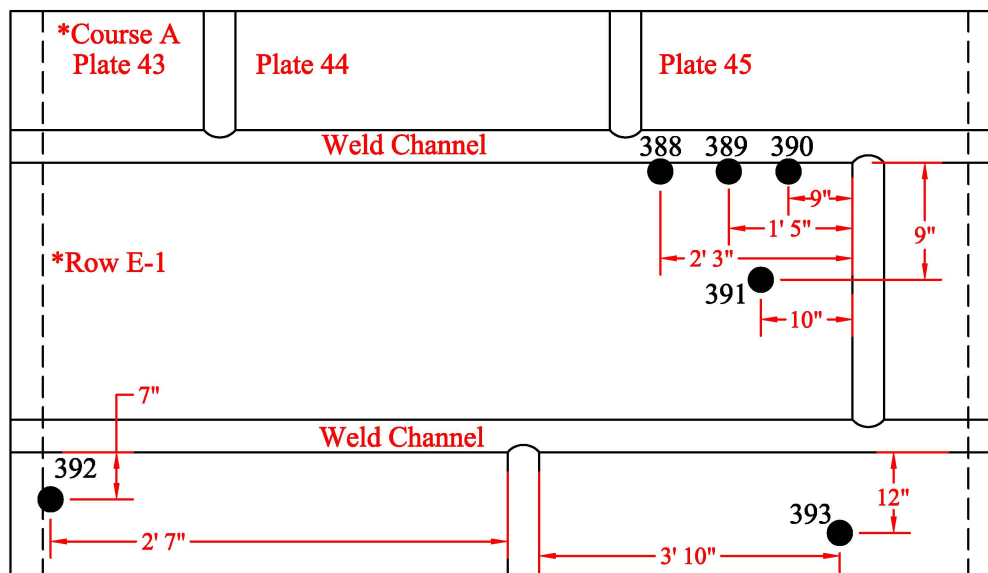
390 - Pinhole 1/32"Ø

Remaining: 0.180"

391 - TS Gouge

392 - TS Gouge

393 - TS Gouge



Tank Section: Extension

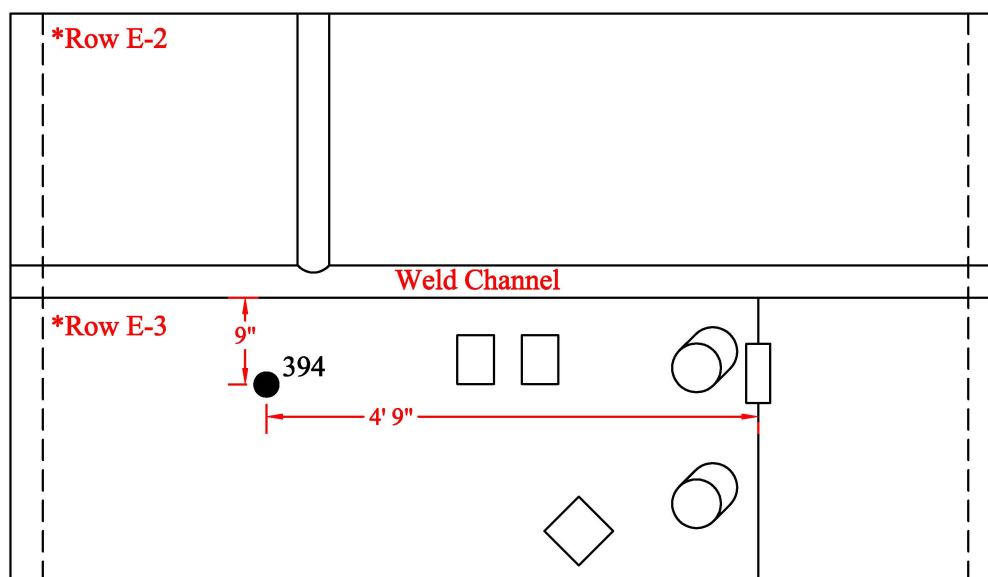
Quadrant: C

Vertical Drop #: 5

Row #: E-3

Thickness:

394 - TS Gouge



* Hidden lines represent left/right edges of each vertical drop which was the most effective testing approach for the barrel/extension of Tank #16.

Drawing is not to scale

3.0 TANK MAPS

Weston Solutions, Inc.

Honolulu, HI

Tank #16 - Quadrant C Flaws 395-408

TANK #16 - QUADRANT C FLAWS 395-408

**Nominal Plate Thickness: 0.250"*

Date Inspected/Confirmed: 1/09/2006

Tank Section: Extension

Quadrant: C

Vertical Drop #: 6

Row #: E-1, E-2

Thickness:

395 - UC 0.170"

396 - Pinhole 1/32"Ø

Remaining: 0.200"

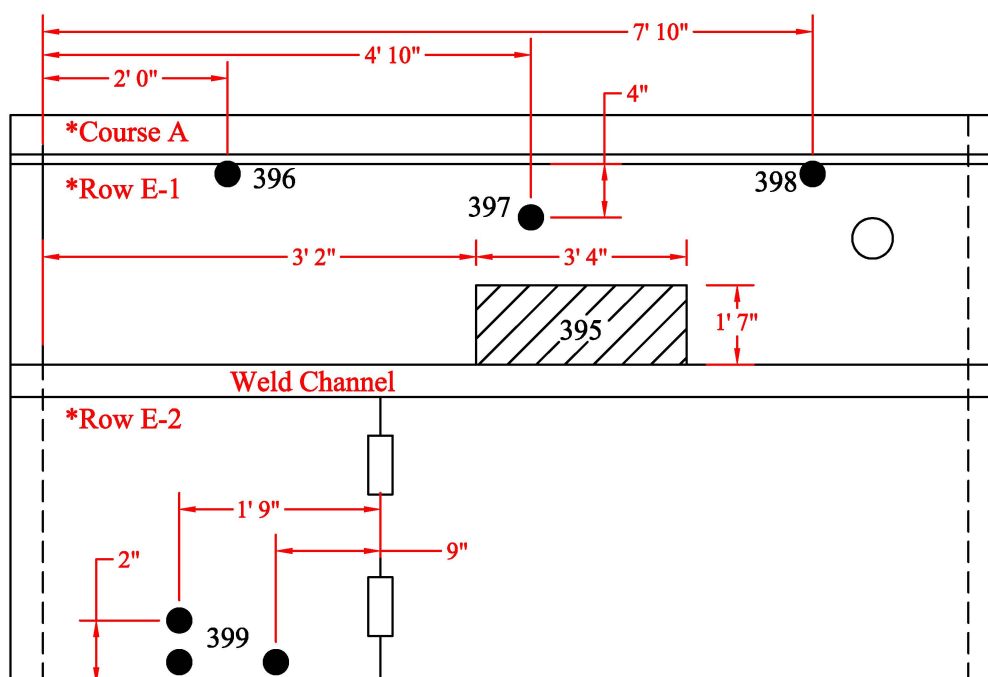
397 - Pinhole 1/32"Ø

Remaining: 0.180"

398 - Pinhole 1/32"Ø

Remaining: 0.210"

399 - Dents 0.200"



Tank Sections: Upper Dome/Extension

Quadrant: C

Vertical Drop #: 7

Row #: E-1

Course: A

Plate#: 48

Thickness:

400 - PH SW: 0.220"

401A - PH SW: 0.220"

401B - PH SW: 0.220"

402 - PH SW: 0.220"

403 - TS Pitting 0.200"

404A - PH SW: 0.230"

404B - PH SW: 0.230"

404C - PH SW: 0.230"

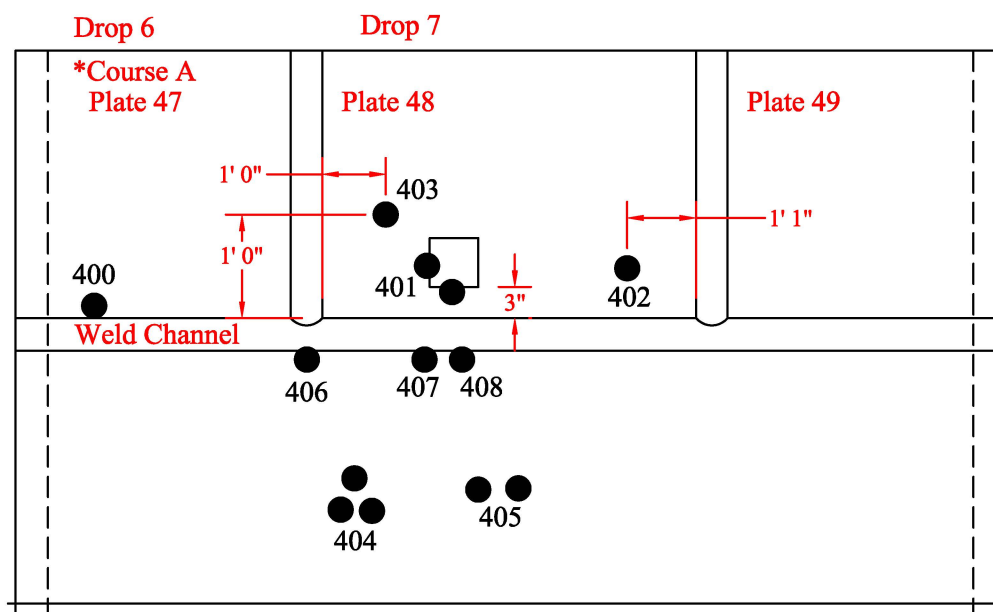
405A - PH SW: 0.165"

405B - PH SW: 0.165"

406 - PH SW: 0.185"

407 - PH SW: 0.190"

408 - PH SW: 0.190"



* Hidden lines represent left/right edges of each vertical drop which was the most effective testing approach for the barrel/extension of Tank #16.

Drawing is not to scale

3.0 TANK MAPS

Weston Solutions, Inc.

Honolulu, HI

Tank #16 - Quadrant C Flaws 409-412

TANK #16 - QUADRANT C FLAWS 409-412

**Nominal Plate Thickness: 0.250"*

Date Inspected/Confirmed: 1/09/2006

Tank Section: Extension

Quadrant: C

Vertical Drop #: 7

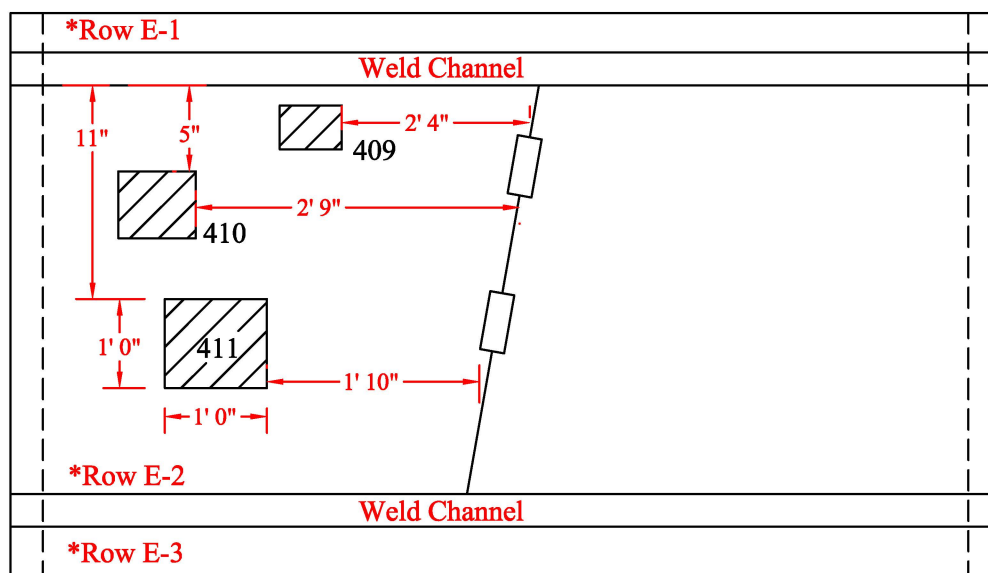
Row #: E-2

Thickness:

409 - UC 0.210"

410 - UC 0.200"

411 - UC 0.140"



Tank Section: Extension

Quadrant: C

Vertical Drop #: 8

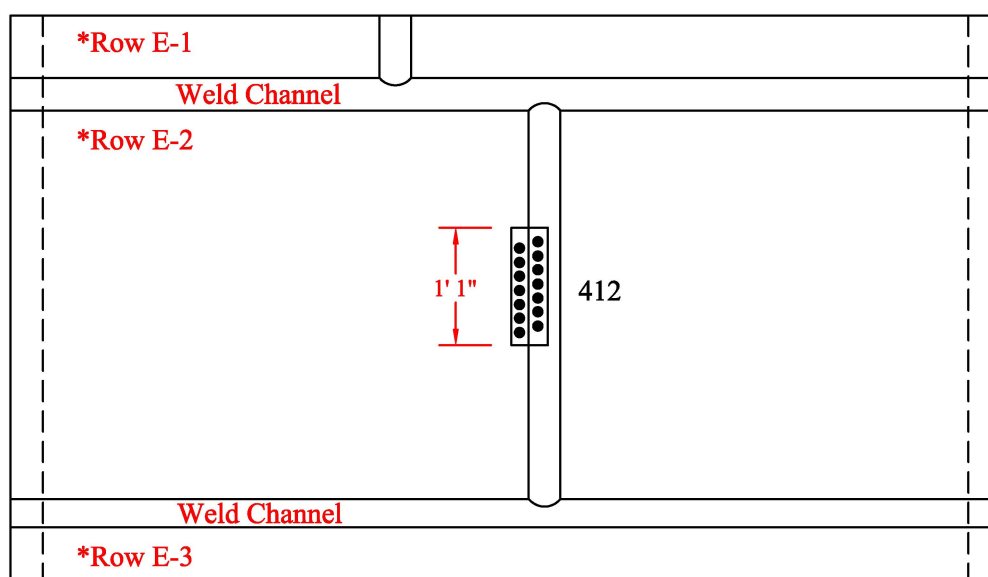
Row #: E-2

Thickness:

412 - Porosity Cluster

Lowest Shear Wave

Remaining: 0.230"



* Hidden lines represent left/right edges of each vertical drop which was the most effective testing approach for the barrel/extension of Tank #16.

Drawing is not to scale

3.0 TANK MAPS

Weston Solutions, Inc.

Honolulu, HI

Tank #16 - Quadrant C Flaws 220-223

TANK #16 - QUADRANT C FLAWS 220-223

**Nominal Plate Thickness: 0.250"*

Date Inspected/Confirmed: 12/20/2005

Tank Section: Expansion

Quadrant: C

Vertical Drop #: 8

Row #: E-4

Thickness:

220 - Pinhole 1/32"Ø

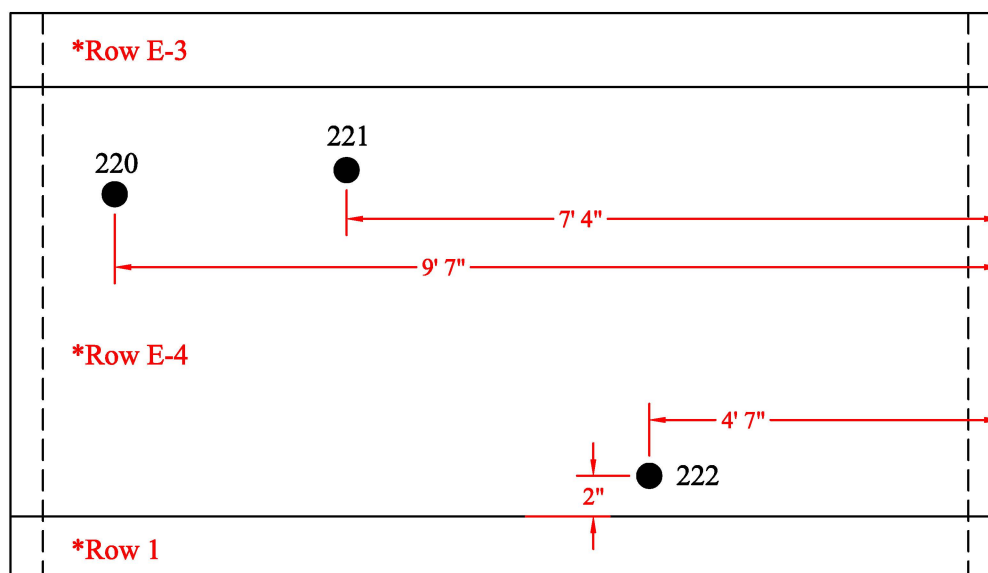
Remaining: 0.220"

221 - Pinhole 1/32"Ø

Remaining: 0.220"

222 - Pinhole 1/32"Ø

Remaining: 0.190"



Tank Section: Barrel

Quadrant: C

Vertical Drop #: 8

Row #: 1

Thickness:

223A - Pinhole 1/32"Ø

Remaining: 0.220"

223B - Pinhole 1/32"Ø

Remaining: 0.200"

223C - Pinhole 1/32"Ø

Remaining: 0.200"

223D - Pinhole 1/32"Ø

Remaining: 0.230"

223E - Pinhole 1/32"Ø

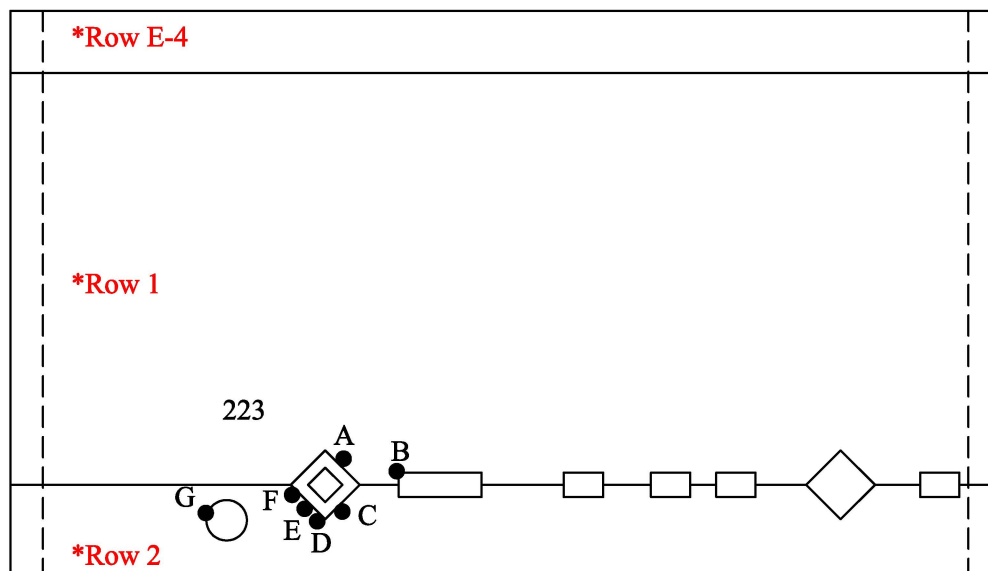
Remaining: 0.220"

223F - Pinhole 1/32"Ø

Remaining: 0.230"

223G - Pinhole 1/32"Ø

Remaining: 0.230"



* Hidden lines represent left/right edges of each vertical drop which was the most effective testing approach for the barrel/extension of Tank #16.

Drawing is not to scale

3.0 TANK MAPS

Weston Solutions, Inc.

Honolulu, HI

Tank #16 - Quadrant C Flaws 413-421

TANK #16 - QUADRANT C FLAWS 413-421

**Nominal Plate Thickness: 0.250"*

Date Inspected/Confirmed: 1/09/2006

Tank Section: Upper Dome

Quadrant: C

Course: A

Plate #: 49, 50, & 51

Thickness:

413A - Pinhole 1/32"Ø

Inappropriate surface conditions

Shear Wave Testing not feasible

413B - Pinhole 1/32"Ø

Inappropriate surface conditions

Shear Wave Testing not feasible

414A - Pinhole 1/32"Ø

Inappropriate surface conditions

Shear Wave Testing not feasible

414B - Pinhole 1/32"Ø

Inappropriate surface conditions

Shear Wave Testing not feasible

414C - Pinhole 1/32"Ø

Inappropriate surface conditions

Shear Wave Testing not feasible

415 - Pinhole 1/32"Ø

Remaining: 0.230"

416 - Pinhole 1/32"Ø

Remaining: 0.190"

417 - Pinhole 1/32"Ø

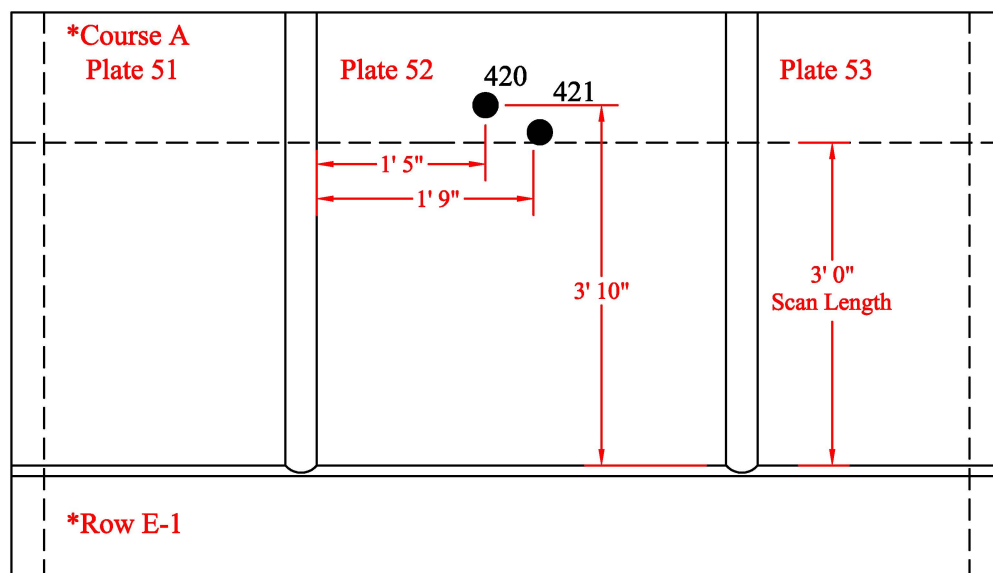
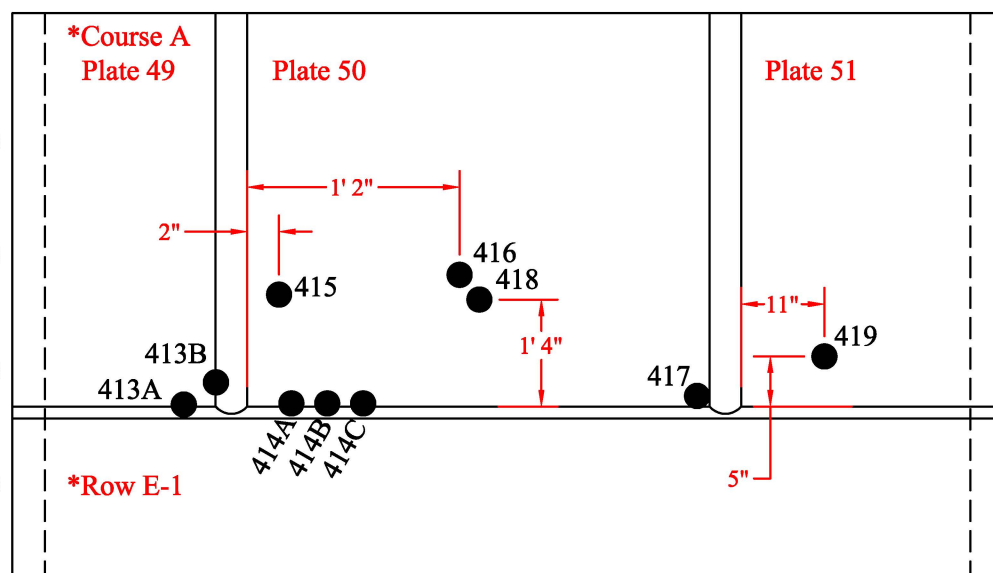
Remaining: 0.150"

418 - TS Pitting

Remaining: 0.200"

419 - TS Pitting

Remaining: 0.200"



Tank Section: Upper Dome

Quadrant: C

Course: A

Plate #: 52

Thickness:

420 - TS Gouge

Remaining: 0.150"

421 - TS Gouge

Remaining: 0.200"

* Hidden lines represent left/right edges of each vertical drop which was the most effective testing approach for the barrel/extension of Tank #16.

Drawing is not to scale

3.0 TANK MAPS

Weston Solutions, Inc.

Honolulu, HI

Tank #16 - Quadrant C Flaws 422-424

TANK #16 - QUADRANT C FLAWS 422-424

**Nominal Plate Thickness: 0.250"*

Date Inspected/Confirmed: 1/09/2006

Tank Section: Extension

Quadrant: C

Vertical Drop #: 9

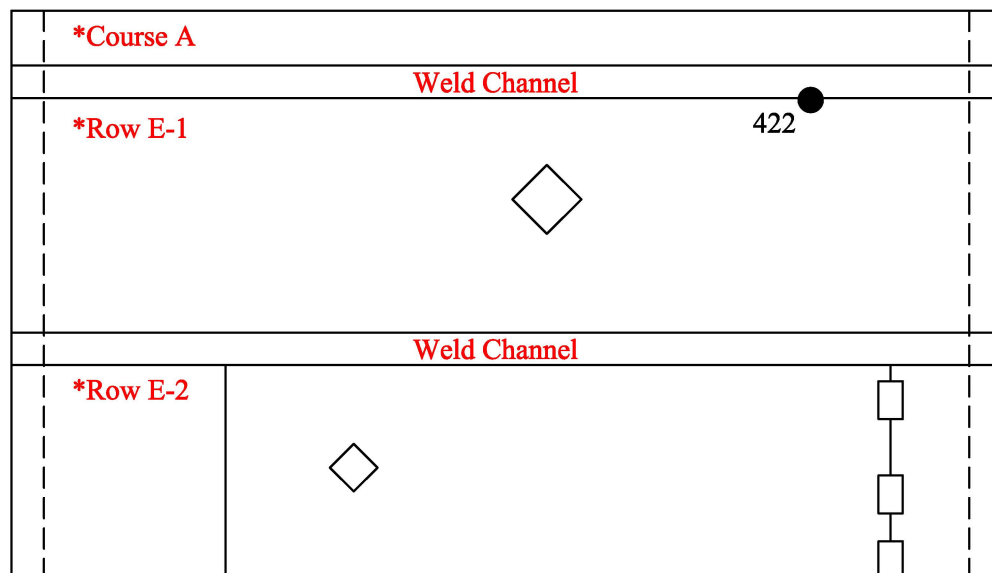
Row #: E-1

Thickness:

422 - Pinhole 1/32"Ø

Inappropriate surface conditions

Shear Wave Testing not feasible



Tank Section: Extension

Quadrant: C

Vertical Drop #: 9

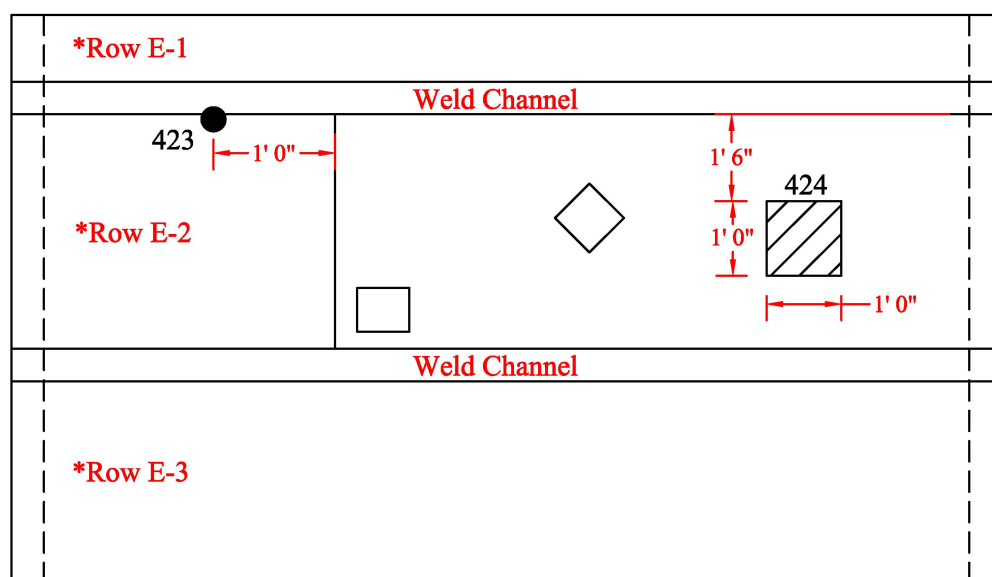
Row #: E-2

Thickness:

423 - UC 0.140"

424 - Pinhole 1/32"Ø

Remaining: 0.200"



* Hidden lines represent left/right edges of each vertical drop which was the most effective testing approach for the barrel/extension of Tank #16.

Drawing is not to scale

3.0 TANK MAPS

Weston Solutions, Inc.

Honolulu, HI

Tank #16 - Quadrant C Flaws 511-516

TANK #16 - QUADRANT C FLAWS 511-516

**Nominal Plate Thickness: 0.250"*

Date Inspected/Confirmed: 1/09/2006

**Tank Section: Extension &
Upper Dome**

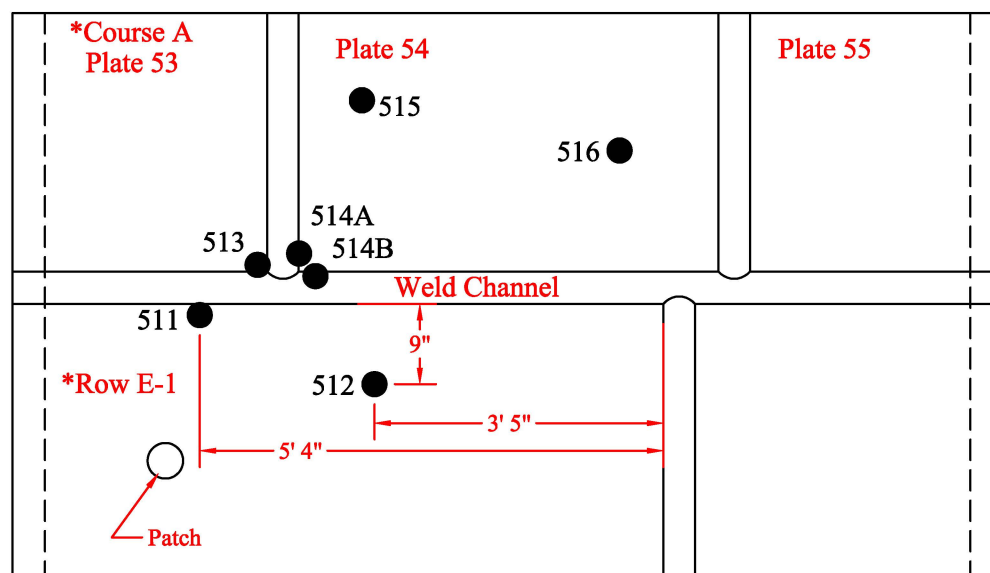
Quadrant: C

Vertical Drop #: 10

Row #: E-1

Course: A

Plate #: 53 & 54



Thickness:

515 - Pinhole 1/32"Ø
Remaining: 0.200"

513 - Pinhole 1/32"Ø
Remaining: 0.100"

514A - Pinhole 1/32"Ø
Inappropriate surface conditions
Shear Wave Testing not feasible

514B - Pinhole 1/32"Ø
Inappropriate surface conditions
Shear Wave Testing not feasible

511 - Pinhole 1/32"Ø
Remaining: 0.200"

512 - Pinhole 1/32"Ø
Remaining: 0.195"

516 - TS Gouge
Remaining: 0.200"

* Hidden lines represent left/right edges of each vertical drop which was the most effective testing approach for the barrel/extension of Tank #16.

Drawing is not to scale

3.0 TANK MAPS

Weston Solutions, Inc.

Honolulu, HI

Tank #16 - Quadrant C Flaws 470-472

TANK #16 - QUADRANT C FLAWS 470-472

**Nominal Plate Thickness: 0.250"*

Date Inspected/Confirmed: 1/10/2006

Tank Section: Extension

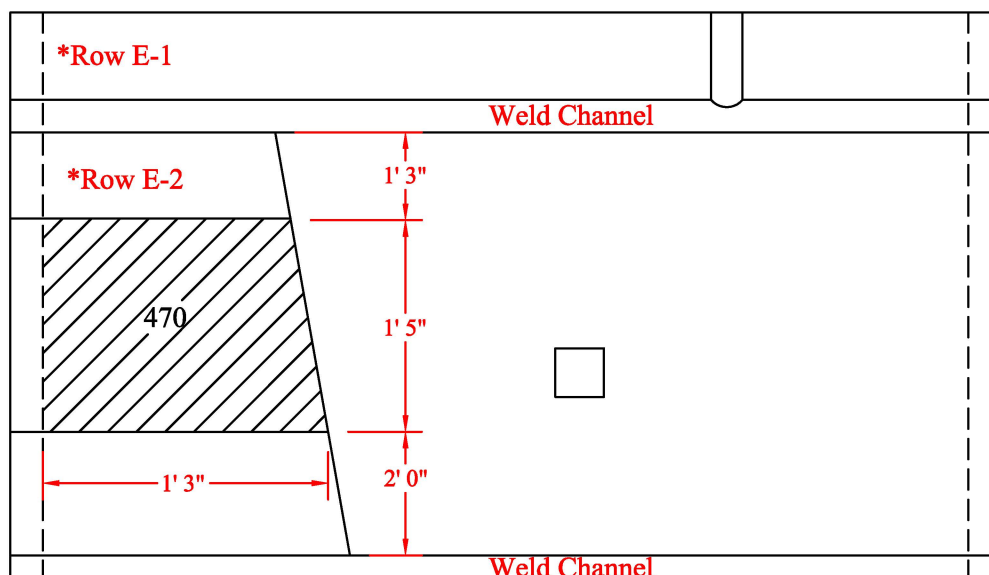
Quadrant: C

Vertical Drop #: 10

Row #: E-2

Thickness:

470 - UC 0.110"



Tank Section: Extension

Quadrant: C

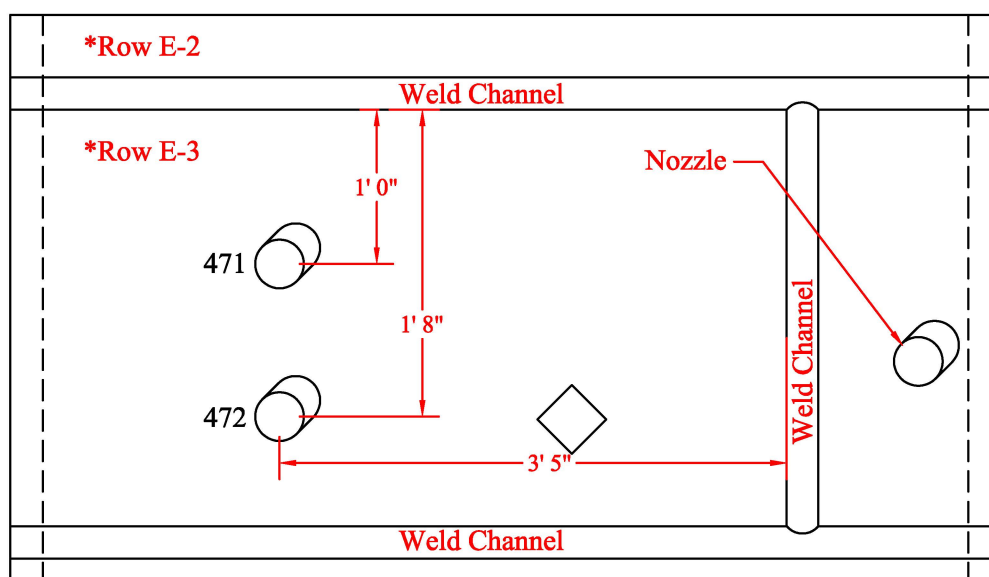
Vertical Drop #: 10

Row #: E-3

Thickness:

471 - UC Nozzle 0.210"

472 - UC Nozzle 0.200"



* Hidden lines represent left/right edges of each vertical drop which was the most effective testing approach for the barrel/extension of Tank #16.

Drawing is not to scale

3.0 TANK MAPS

Weston Solutions, Inc.

Honolulu, HI

Tank #16 - Quadrant C Flaws 490-492

TANK #16 - QUADRANT C FLAWS 490-492

**Nominal Plate Thickness: 0.250"*

Date Inspected/Confirmed: 1/11/2006

Tank Section: Upper Dome

Quadrant: C

Course: B

Plate #: 48

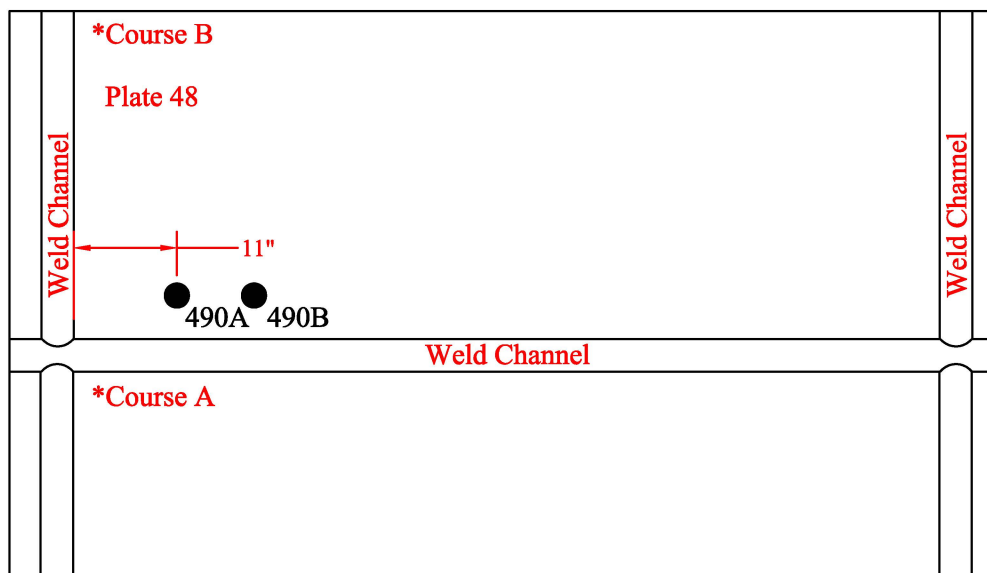
Thickness:

490A - TS Gouge

Remaining: 0.200"

490B - TS Gouge

Remaining: 0.200"



Tank Section: Upper Dome

Quadrant: C

Course: B

Plate #: 42

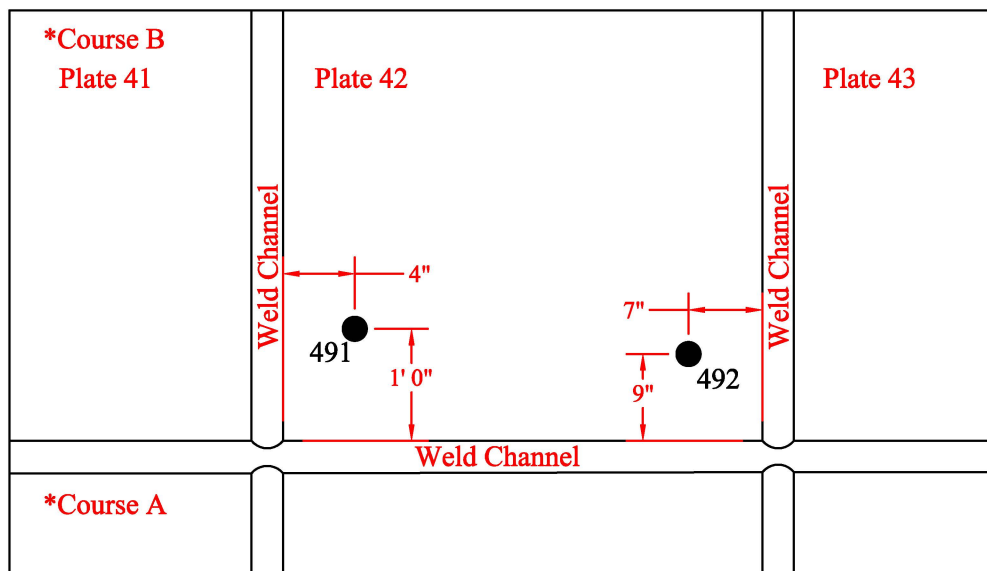
Thickness:

491 - TS Pitting

Remaining: 0.180"

492 - TS Pitting

Remaining: 0.180"



Drawing is not to scale

TANK #16 - QUADRANT C/D FLAWS 521-522

***Nominal Plate Thickness: 0.250"**

Date Inspected/Confirmed: 1/12/2006

Tank Section: Upper Dome

Quadrant: C

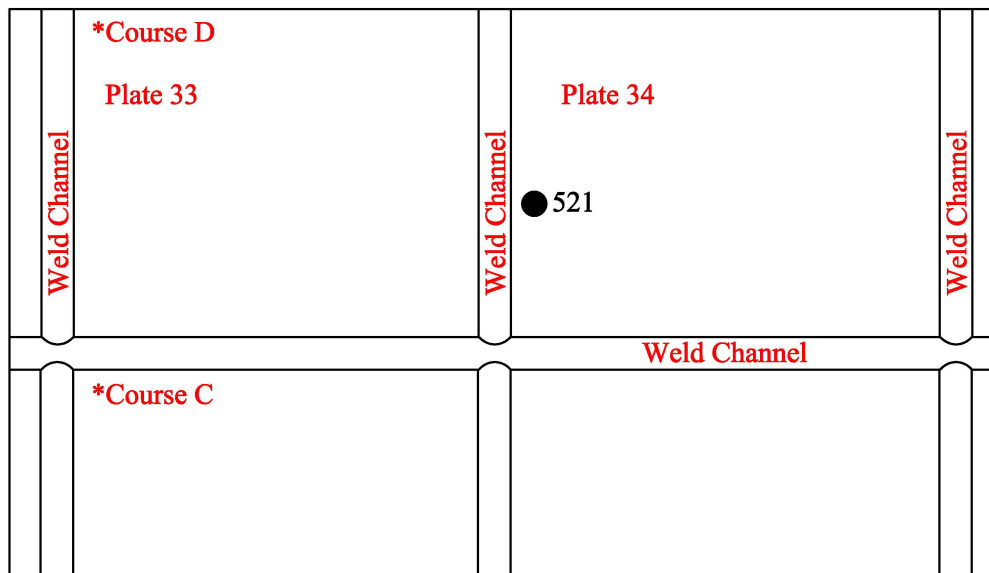
Course: D

Plate #: 34

Thickness:

521 - TS Gouge

Remaining: 0.190"



Tank Section: Upper Dome

Quadrant: D

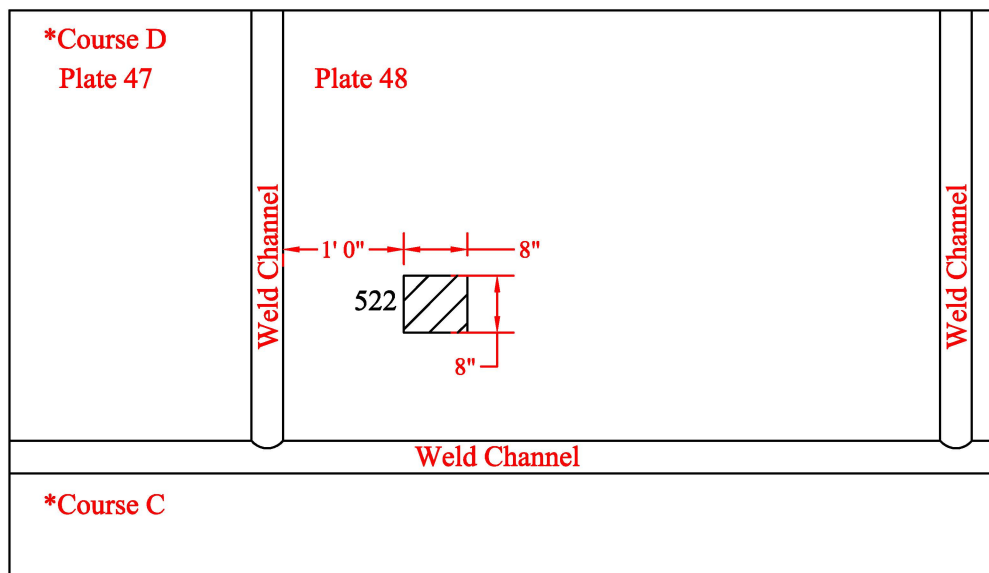
Course: D

Plate #: 48

Thickness:

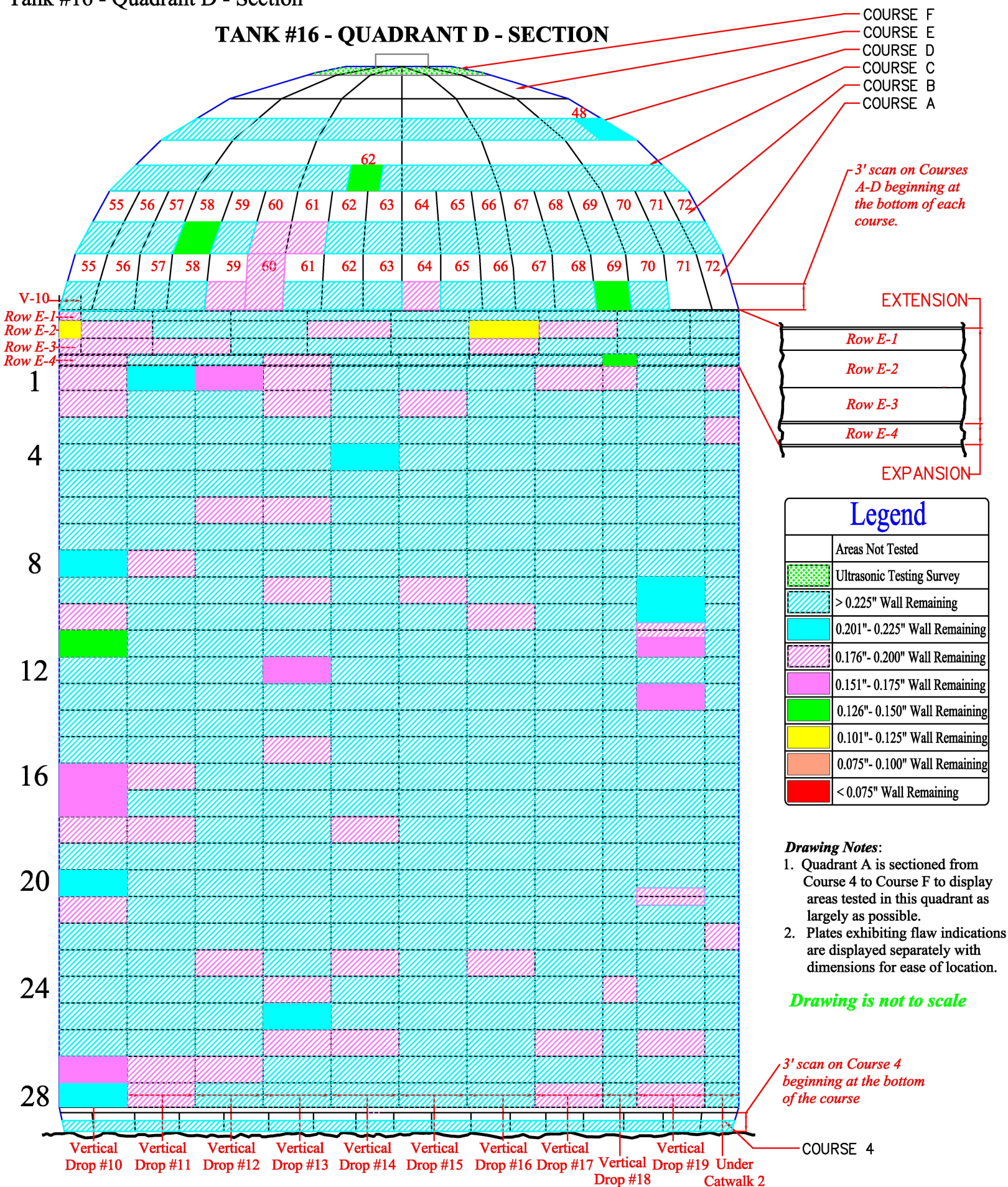
522 - TS Grounded Weld

Remaining: 0.210"



Drawing is not to scale

TANK #16 - QUADRANT D - SECTION



TANK #16 - QUADRANT D FLAW 34

**Nominal Plate Thickness: 0.250"*

Date Inspected/Confirmed: 12/07/2005

Tank Section: Lower Dome

Quadrant: D

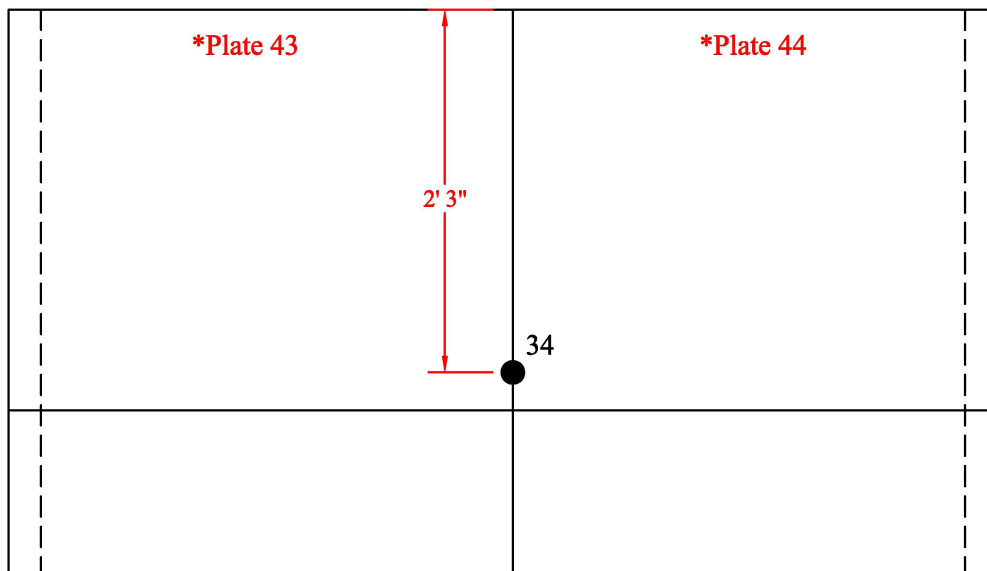
Course #: 3

Plate #: 43/44

Thickness:

34 - Pinhole 1/32"Ø

Remaining: 0.150"



* Hidden lines represent left/right edges of each vertical drop which was the most effective testing approach for the barrel/extension of Tank #16.

Drawing is not to scale

3.0 TANK MAPS

Weston Solutions, Inc.

Honolulu, HI

Tank #16 - Quadrant D Flaw 243

TANK #16 - QUADRANT D FLAW 243

**Nominal Plate Thickness: 0.250"*

Date Inspected/Confirmed: 12/20/2005

Tank Section: Barrel

Quadrant: D

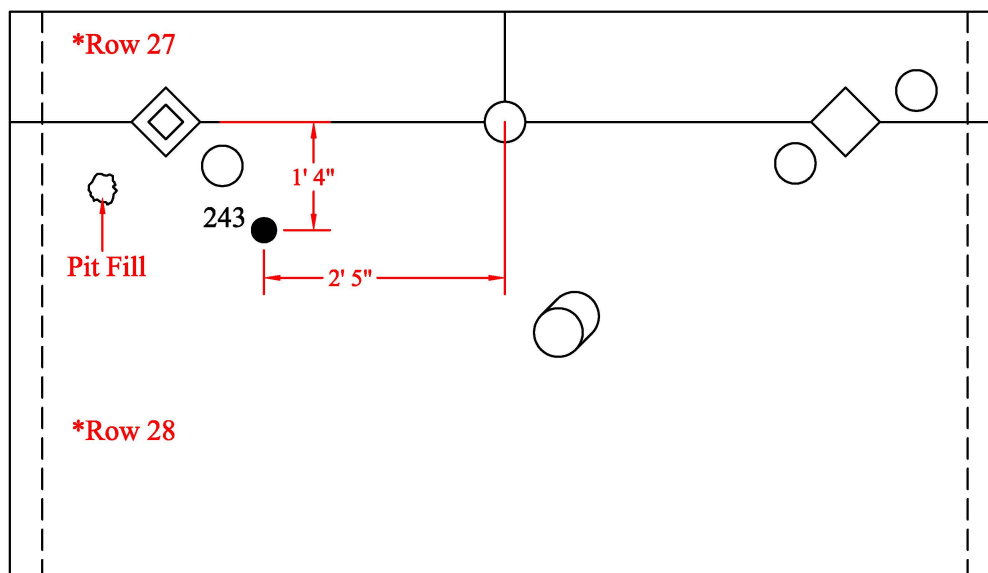
Vertical Drop #: 10

Row #: 28

Thickness:

243 - TS Gouge

Remaining: 0.200"



* Hidden lines represent left/right edges of each vertical drop which was the most effective testing approach for the barrel/extension of Tank #16.

Drawing is not to scale

3.0 TANK MAPS

Weston Solutions, Inc.

Honolulu, HI

Tank #16 - Quadrant D Flaws 258-259

TANK #16 - QUADRANT D FLAWS 258-259

**Nominal Plate Thickness: 0.250"*

Date Inspected/Confirmed: 12/21/2005

Tank Section: Barrel

Quadrant: D

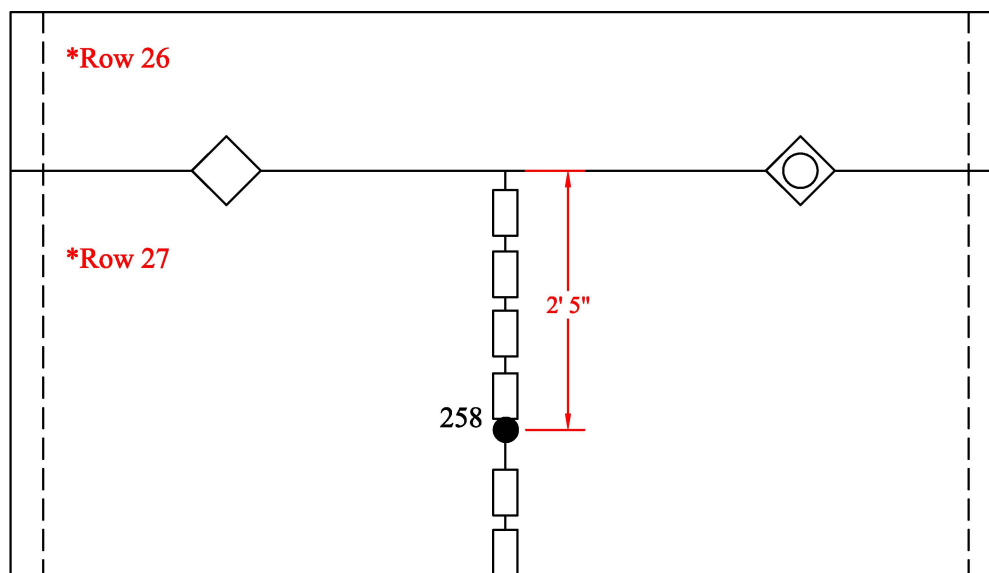
Vertical Drop #: 10

Row #: 27

Thickness:

258 - Pinhole 1/32"Ø

Remaining: 0.170"



Tank Section: Barrel

Quadrant: D

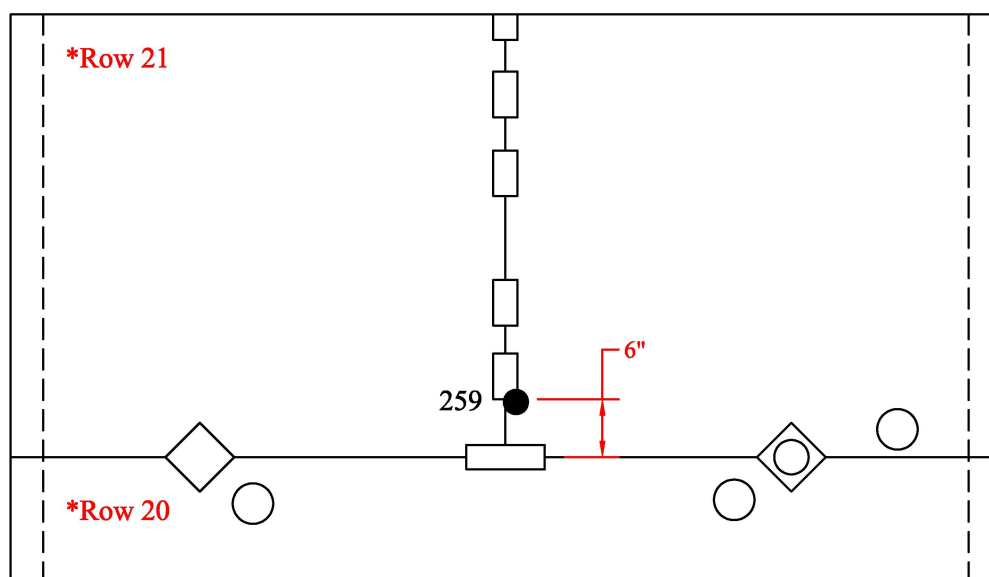
Vertical Drop #: 10

Row #: 21

Thickness:

259 - Pinhole 1/32"Ø

Remaining: 0.180"



* Hidden lines represent left/right edges of each vertical drop which was the most effective testing approach for the barrel/extension of Tank #16.

Drawing is not to scale

3.0 TANK MAPS

Weston Solutions, Inc.

Honolulu, HI

Tank #16 - Quadrant D Flaws 260-262

TANK #16 - QUADRANT D FLAWS 260-262

**Nominal Plate Thickness: 0.250"*

Date Inspected/Confirmed: 12/21/2005

Tank Section: Barrel

Quadrant: D

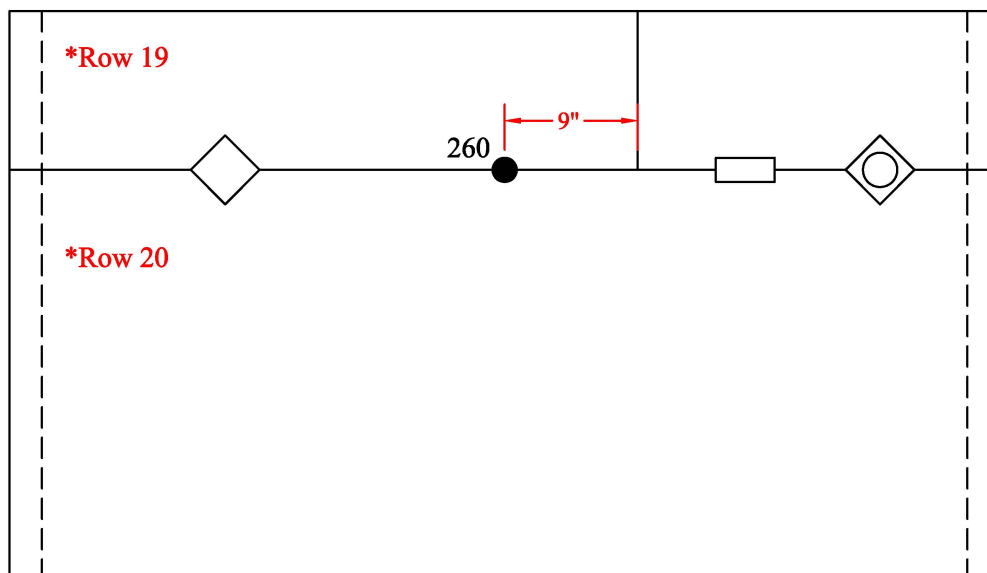
Vertical Drop #: 10

Row #: 20

Thickness:

260 - Pinhole 1/32"Ø

Remaining: 0.220"



Tank Section: Barrel

Quadrant: D

Vertical Drop #: 10

Row #: 18

Thickness:

261A - Pinhole 1/32"Ø

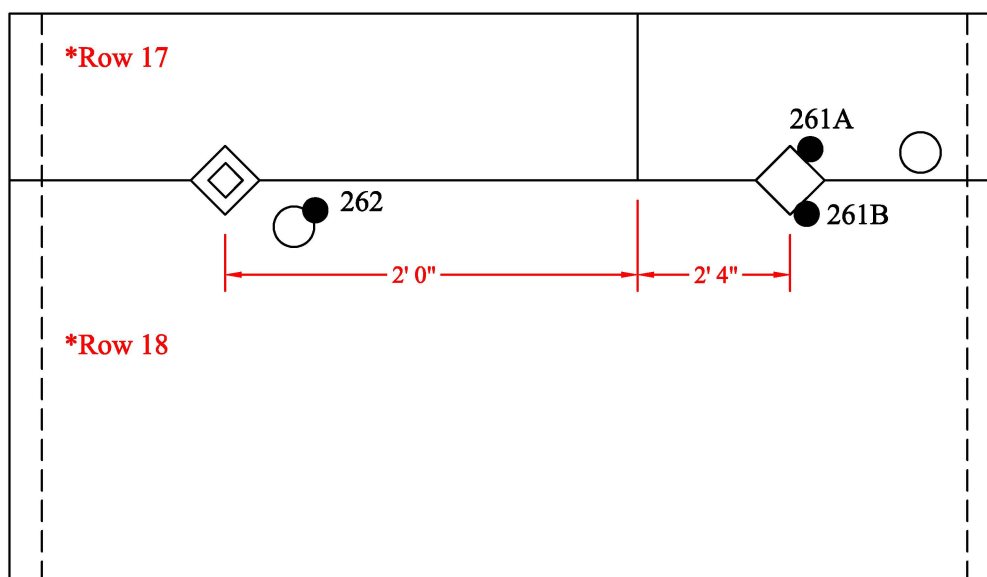
Remaining: 0.180"

261B - Pinhole 1/32"Ø

Remaining: 0.220"

262 - Pinhole 1/32"Ø

Remaining: 0.230"



* Hidden lines represent left/right edges of each vertical drop which was the most effective testing approach for the barrel/extension of Tank #16.

Drawing is not to scale

3.0 TANK MAPS

Weston Solutions, Inc.

Honolulu, HI

Tank #16 - Quadrant D Flaws 263-267

TANK #16 - QUADRANT D FLAWS 263-267

**Nominal Plate Thickness: 0.250"*

Date Inspected/Confirmed: 12/21/2005

Tank Section: Barrel

Quadrant: D

Vertical Drop #: 10

Row #: 17

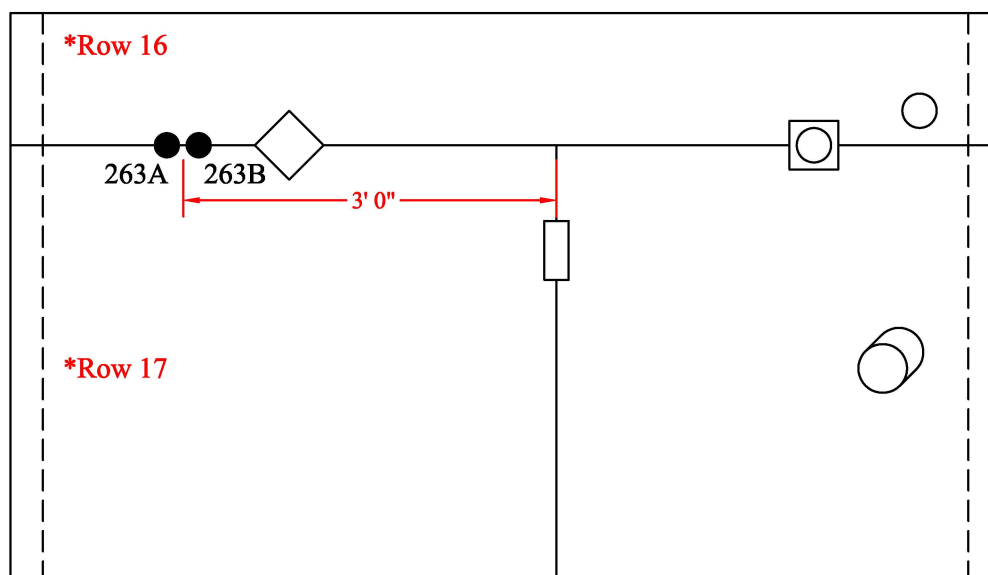
Thickness:

263A - Pinhole 1/32"Ø

Remaining: 0.175"

263B - Pinhole 1/32"Ø

Remaining: 0.175"



Tank Section: Barrel

Quadrant: D

Vertical Drop #: 10

Row #: 12

Thickness:

264A - Pinhole 1/32"Ø

Remaining: 0.210"

264B - Pinhole 1/32"Ø

Remaining: 0.210"

264C - Pinhole 1/32"Ø

Remaining: 0.210"

264D - Pinhole 1/32"Ø

Remaining: 0.210"

264E - Pinhole 1/32"Ø

Remaining: 0.210"

264F - Pinhole 1/32"Ø

Remaining: 0.210"

264G - Pinhole 1/32"Ø

Remaining: 0.210"

264H - Pinhole 1/32"Ø

Remaining: 0.210"

265 - Pinhole 1/32"Ø

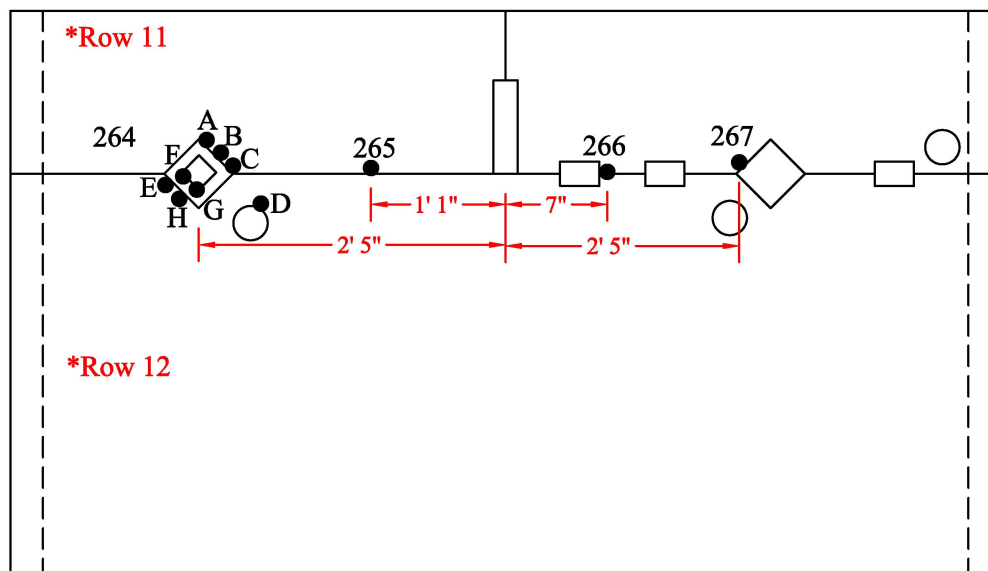
Remaining: 0.190"

266 - Pinhole 1/32"Ø

Remaining: 0.160"

267 - Pinhole 1/32"Ø

Remaining: 0.180"



* Hidden lines represent left/right edges of each vertical drop which was the most effective testing approach for the barrel/extension of Tank #16.

Drawing is not to scale

3.0 TANK MAPS

Weston Solutions, Inc.

Honolulu, HI

Tank #16 - Quadrant D Flaws 268-270

TANK #16 - QUADRANT D FLAWS 268-270

**Nominal Plate Thickness: 0.250"*

Date Inspected/Confirmed: 12/21/2005

Tank Section: Barrel

Quadrant: D

Vertical Drop #: 10

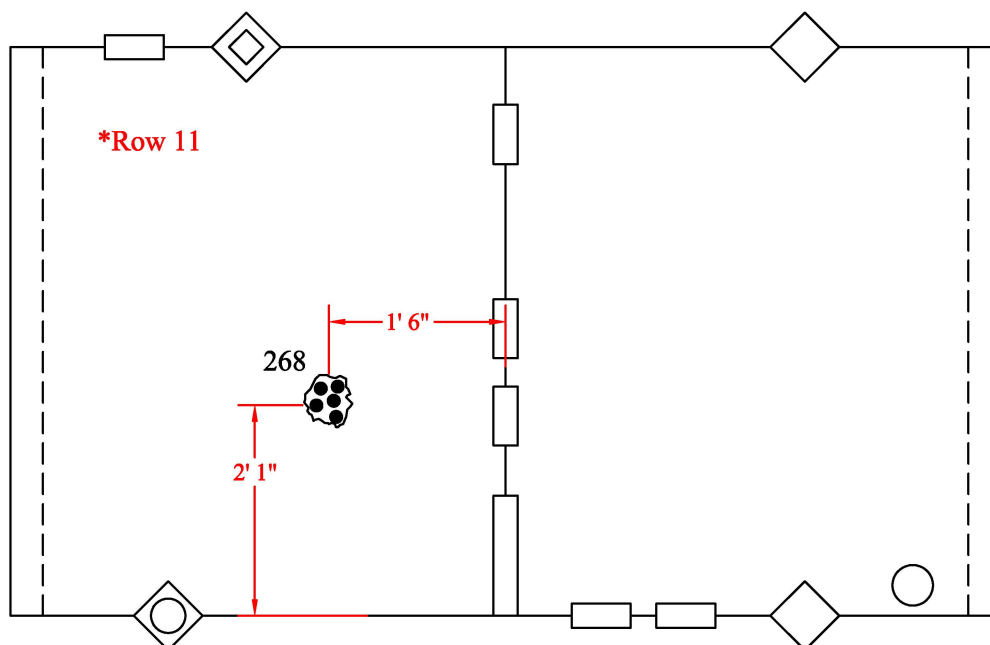
Row #: 11

Thickness:

268 - Porosity Cluster

Lowest Shear Wave

Remaining: 0.140"



Tank Section: Barrel

Quadrant: D

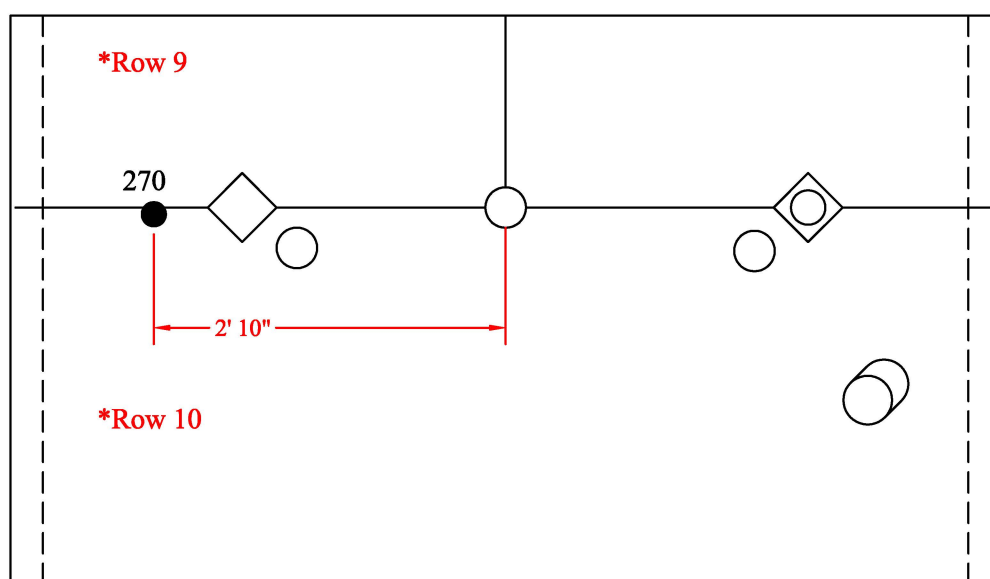
Vertical Drop #: 10

Row #: 10

Thickness:

270 - Pinhole 1/32"Ø

Remaining: 0.180"



* Hidden lines represent left/right edges of each vertical drop which was the most effective testing approach for the barrel/extension of Tank #16.

Drawing is not to scale

Tank #16 - Quadrant D Flaws 271 - 274

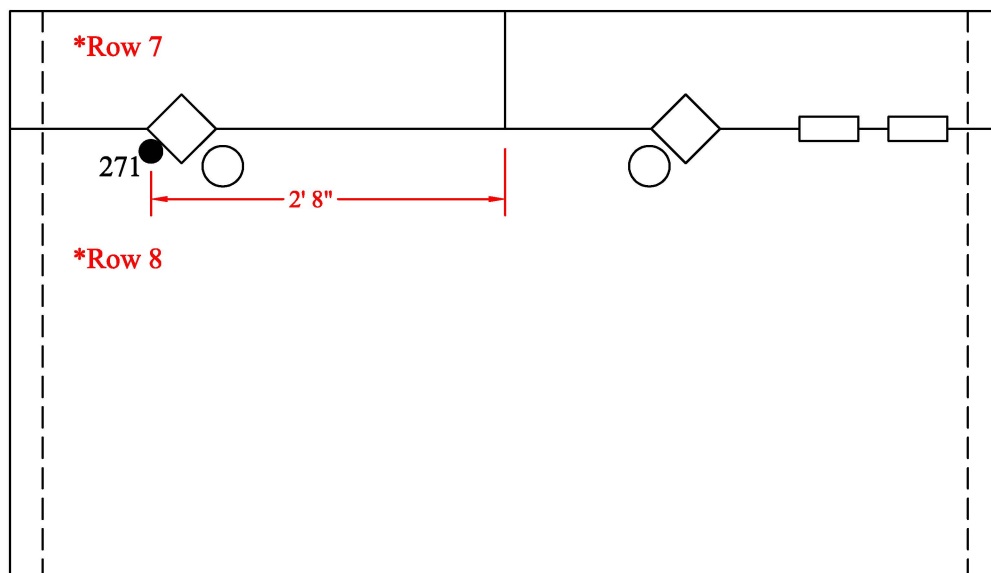
TANK #16 - QUADRANT D FLAWS 271 - 274

***Nominal Plate Thickness: 0.250"**

Date Inspected/Confirmed: 12/21/2005

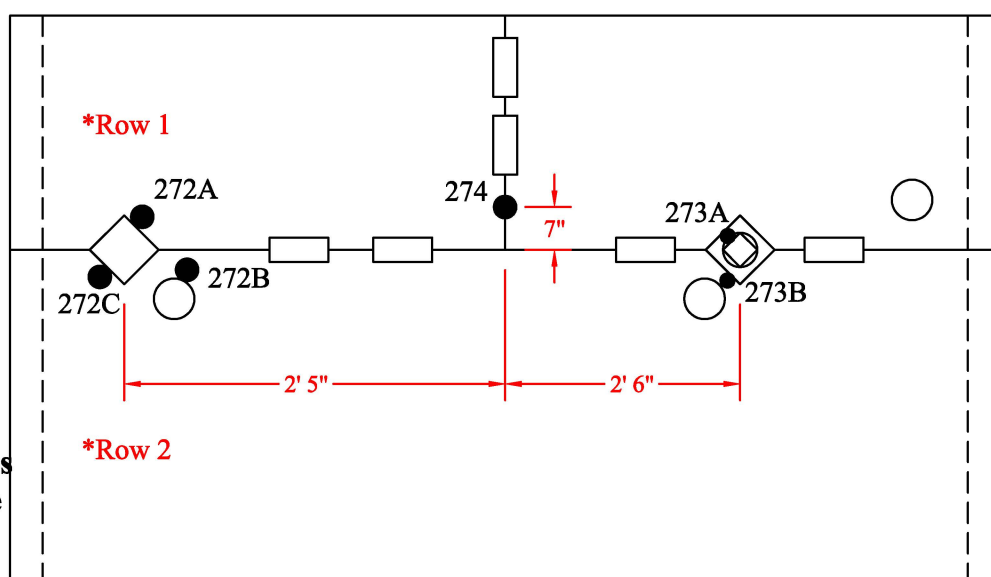
Tank Section: Barrel
Quadrant: D
Vertical Drop #: 10
Row #: 8

Thickness:
 271 - Pinhole 1/32"Ø
 Remaining: 0.200"



Tank Section: Barrel
Quadrant: D
Vertical Drop #: 10
Row #: 1 & 2

Thickness:
 272A - Pinhole 1/32"Ø
 Remaining: 0.230"
 272B - Pinhole 1/32"Ø
 Remaining: 0.225"
 272C - Pinhole 1/32"Ø
 Remaining: 0.230"
 273A - Pinhole 1/32"Ø
 Inappropriate surface conditions
 Shear Wave Testing not feasible
 273B - Pinhole 1/32"Ø
 Remaining: 0.190"
 274 - Pinhole 1/32"Ø
 Remaining: 0.190"



* Hidden lines represent left/right edges of each vertical drop which was the most effective testing approach for the barrel/extension of Tank #16.

Drawing is not to scale

Tank #16 - Quadrant D Flaws 275 - 278

TANK #16 - QUADRANT D FLAWS 275 - 278

***Nominal Plate Thickness: 0.250"**

Date Inspected/Confirmed: 12/21/2005

Tank Section: Expansion Joint

Quadrant: D

Vertical Drop #: 10

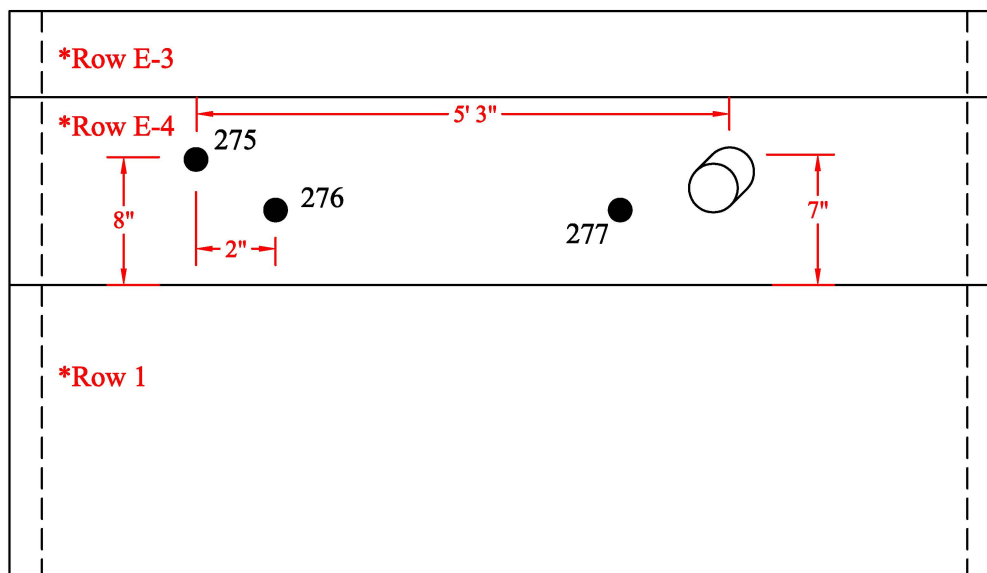
Row #: E4

Thickness:

**275 - Pinhole 1/32"Ø
 Remaining: 0.200"**

**276 - Pinhole 1/32"Ø
 Remaining: 0.200"**

**277 - Pinhole 1/32"Ø
 Remaining: 0.220"**



Tank Section: Barrel

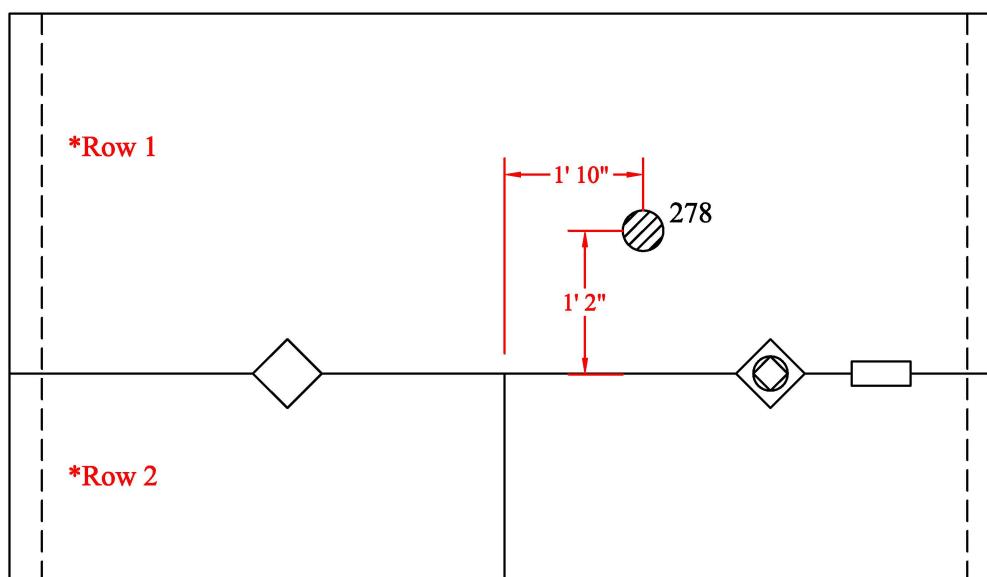
Quadrant: D

Vertical Drop #: 11

Row #: 1

Thickness:

278 - UC 0.200"



* Hidden lines represent left/right edges of each vertical drop which was the most effective testing approach for the barrel/extension of Tank #16.

Drawing is not to scale

Tank #16 - Quadrant D Flaws 279 - 280

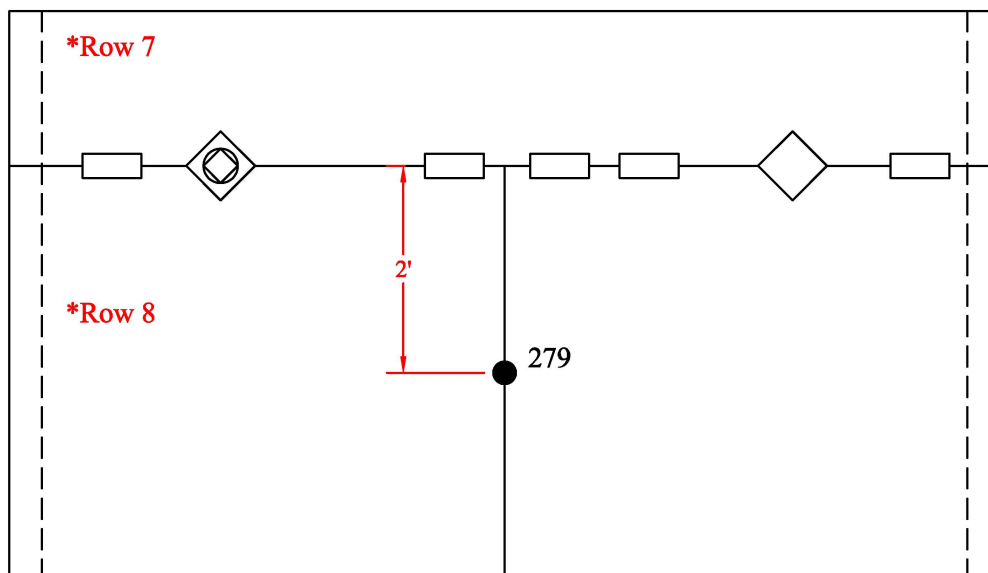
TANK #16 - QUADRANT D FLAWS 279 - 280

***Nominal Plate Thickness: 0.250"**

Date Inspected/Confirmed: 12/21/2005

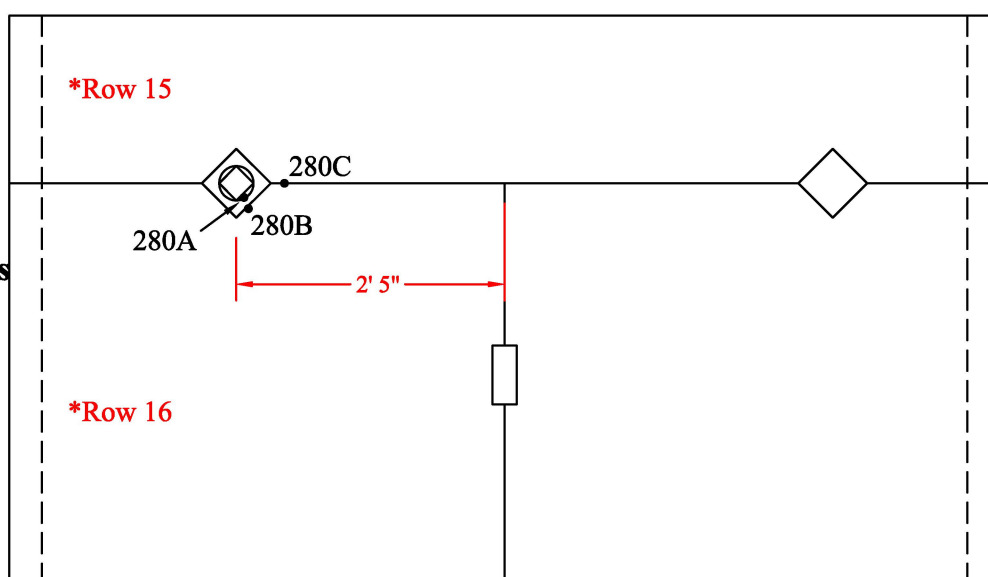
Tank Section: Barrel
Quadrant: D
Vertical Drop #: 11
Row #: 8

Thickness:
279 - Pinhole 1/32"Ø
Remaining: 0.200"



Tank Section: Barrel
Quadrant: D
Vertical Drop #: 11
Row #: 16

Thickness:
280A - Pinhole 1/32"Ø
Inappropriate surface conditions
Shear Wave Testing not feasible
280B - Pinhole 1/32"Ø
Remaining: 0.230"
280C - Pinhole 1/32"Ø
Remaining: 0.230"



* Hidden lines represent left/right edges of each vertical drop which was the most effective testing approach for the barrel/extension of Tank #16.

Drawing is not to scale

Tank #16 - Quadrant D Flaws 281 - 285

TANK #16 - QUADRANT D FLAWS 281 - 285

***Nominal Plate Thickness: 0.250"**

Date Inspected/Confirmed: 12/21/2005

Tank Section: Barrel

Quadrant: D

Vertical Drop #: 11

Row #: 18

Thickness:

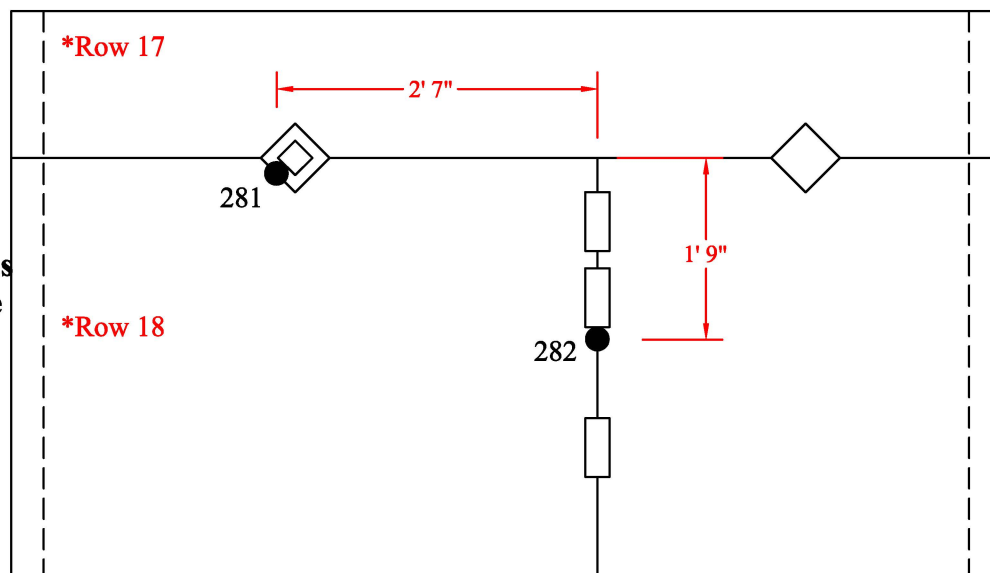
281 - Pinhole 1/32"Ø

Inappropriate surface conditions

Shear Wave Testing not feasible

282 - Pinhole 1/32"Ø

Remaining: 0.180"



Tank Section: Barrel

Quadrant: D

Vertical Drop #: 11

Row #: 27 & 28

Thickness:

283 - Pinhole 1/32"Ø

Inappropriate surface conditions

Shear Wave Testing not feasible

284 - Pinhole 1/32"Ø

Remaining: 0.190"

285A - Pinhole 1/32"Ø

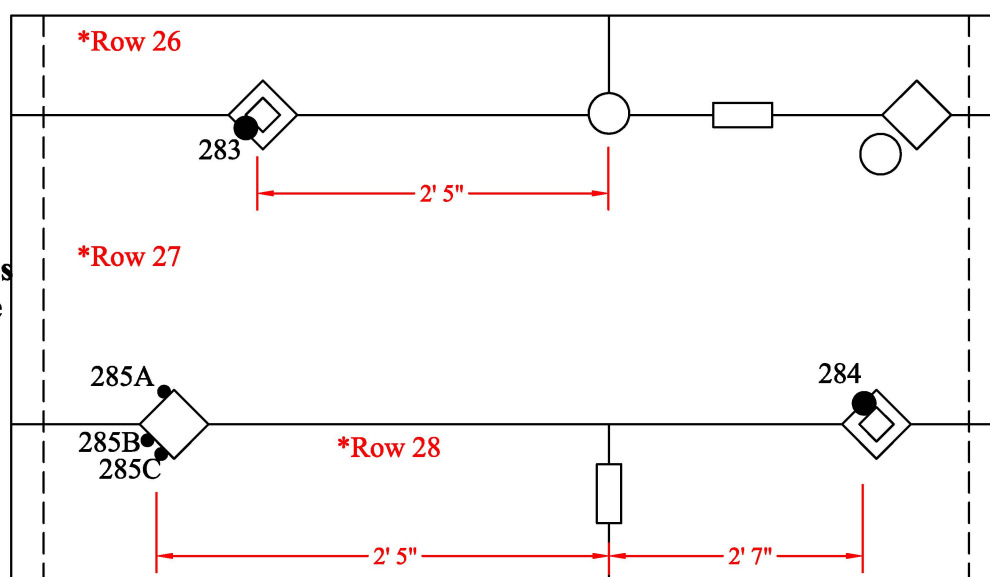
Remaining: 0.220"

285B - Pinhole 1/32"Ø

Remaining: 0.200"

285C - Pinhole 1/32"Ø

Remaining: 0.200"



* Hidden lines represent left/right edges of each vertical drop which was the most effective testing approach for the barrel/extension of Tank #16.

Drawing is not to scale

Tank #16 - Quadrant D Flaws 286 - 289

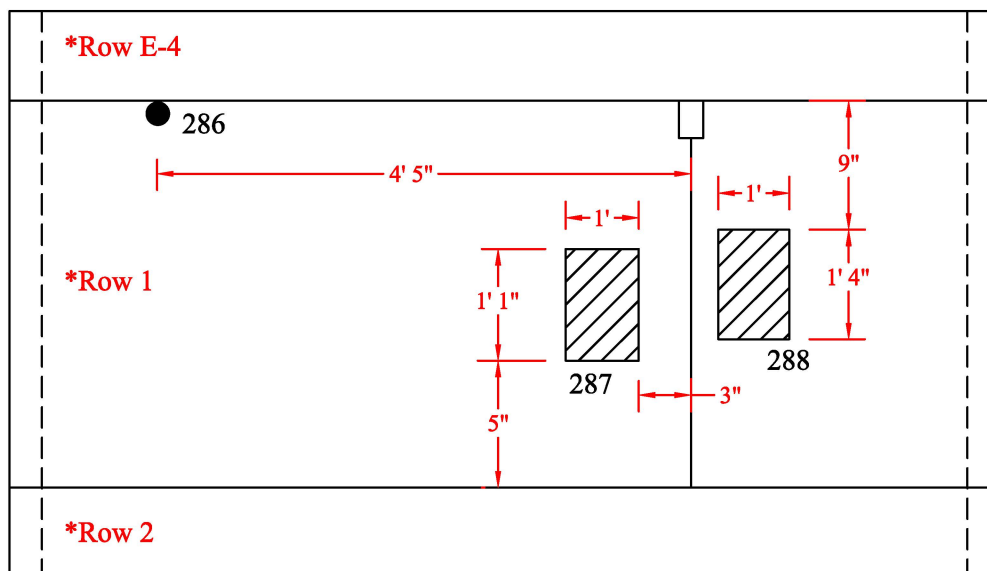
TANK #16 - QUADRANT D FLAWS 286 - 289

***Nominal Plate Thickness: 0.250"**

Date Inspected/Confirmed: 12/22/2005

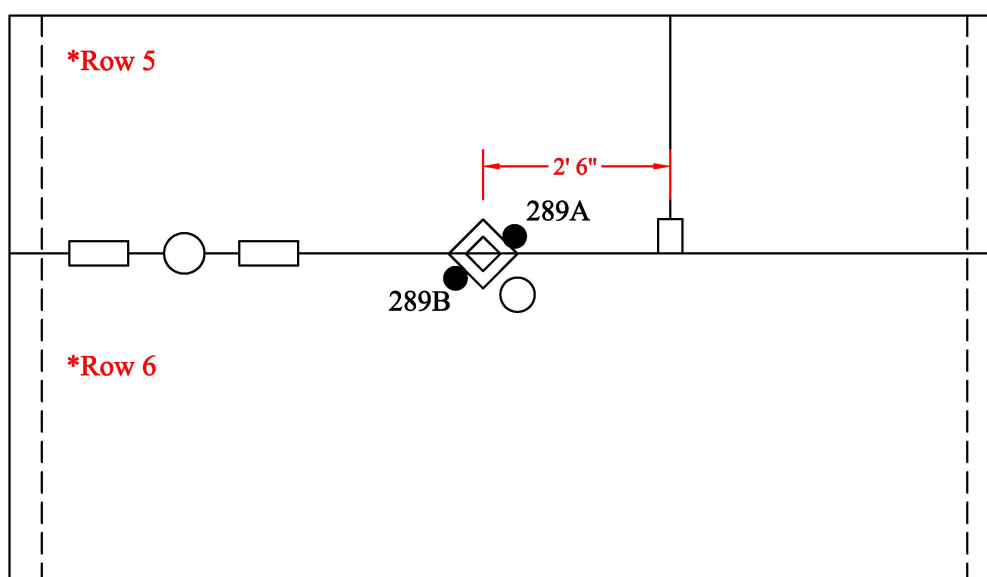
Tank Section: Barrel
Quadrant: D
Vertical Drop #: 12
Row #: 1

Thickness:
 286 - Pinhole 1/16"Ø
 Remaining: 0.180"
 287 - UC 0.200"
 288 - UC 0.170"



Tank Section: Barrel
Quadrant: D
Vertical Drop #: 12
Row #: 6

Thickness:
 289A - Pinhole 1/32"Ø
 Remaining: 0.230"
 289B - Pinhole 1/32"Ø
 Remaining: 0.200"



* Hidden lines represent left/right edges of each vertical drop which was the most effective testing approach for the barrel/extension of Tank #16.

Drawing is not to scale

Tank #16 - Quadrant D Flaws 290 - 291

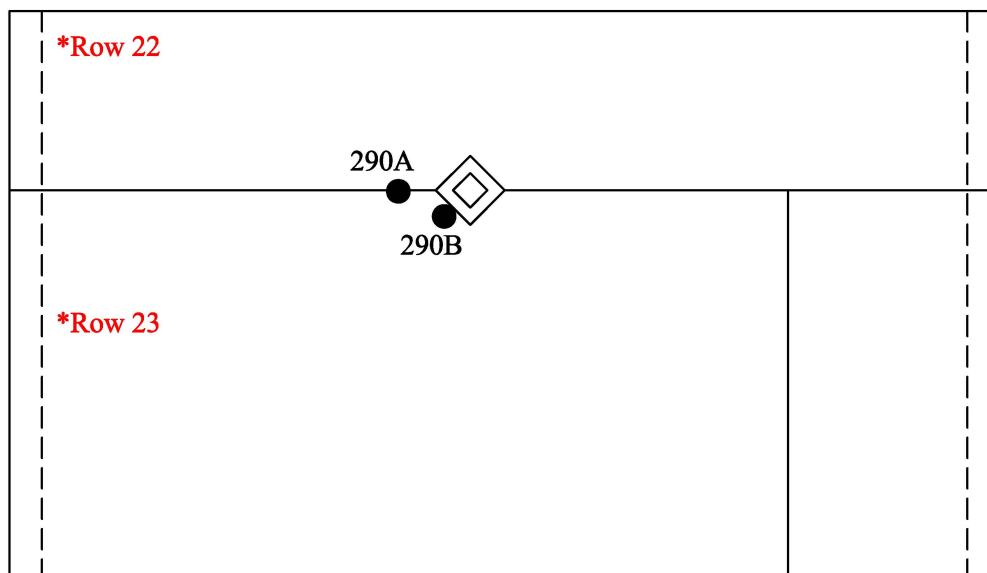
TANK #16 - QUADRANT D FLAWS 290 - 291

***Nominal Plate Thickness: 0.250"**

Date Inspected/Confirmed: 12/22/2005

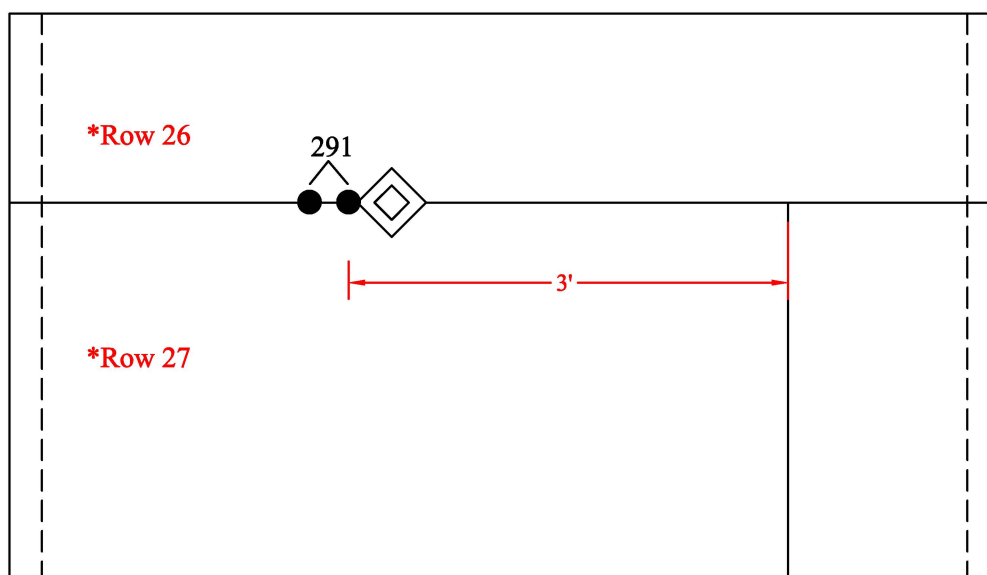
Tank Section: Barrel
Quadrant: D
Vertical Drop #: 12
Row #: 23

Thickness:
290A - Pinhole 1/32"Ø
Remaining: 0.200"
290B - Pinhole 1/32"Ø
Remaining: 0.180"



Tank Section: Barrel
Quadrant: D
Vertical Drop #: 12
Row #: 27

Thickness:
291 - Pinhole 1/32"Ø
Remaining: 0.190"



* Hidden lines represent left/right edges of each vertical drop which was the most effective testing approach for the barrel/extension of Tank #16.

Drawing is not to scale

3.0 TANK MAPS

Weston Solutions, Inc.

Honolulu, HI

Tank #16 - Quadrant D Flaws 292 - 296

TANK #16 - QUADRANT D FLAWS 292 - 296

**Nominal Plate Thickness: 0.250"*

Date Inspected/Confirmed: 12/22/2005

Tank Section: Barrel

Quadrant: D

Vertical Drop #: 13

Row #: 26

Thickness:

292A - Pinhole 1/32"Ø
Remaining: 0.230"

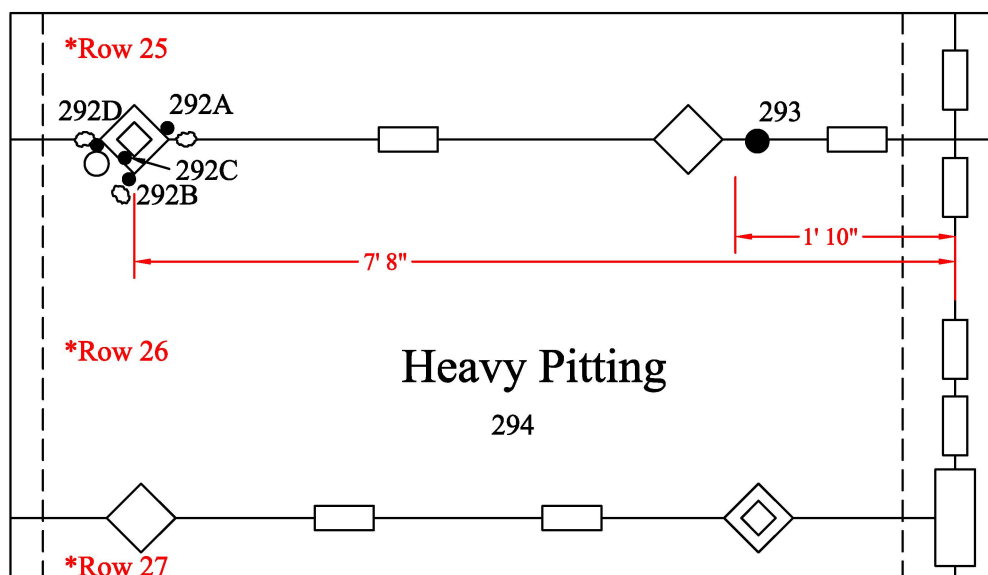
292B - Pinhole 1/32"Ø
Remaining: 0.200"

292C - Pinhole 1/32"Ø
Remaining: 0.230"

292D - Pinhole 1/32"Ø
Remaining: 0.230"

293 - Pinhole 1/32"Ø
Remaining: 0.190"

294 - Extensive Pitting
Remaining: 0.210"



Tank Section: Barrel

Quadrant: D

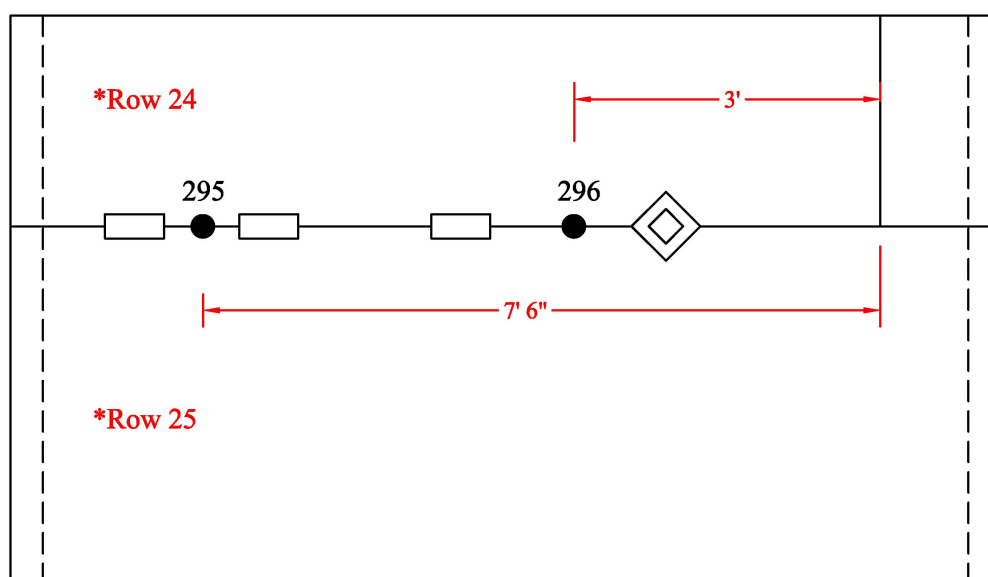
Vertical Drop #: 13

Row #: 25

Thickness:

295 - Pinhole 1/32"Ø
Remaining: 0.210"

296 - Pinhole 1/32"Ø
Remaining: 0.210"



* Hidden lines represent left/right edges of each vertical drop which was the most effective testing approach for the barrel/extension of Tank #16.

Drawing is not to scale

Tank #16 - Quadrant D Flaws 297 - 299

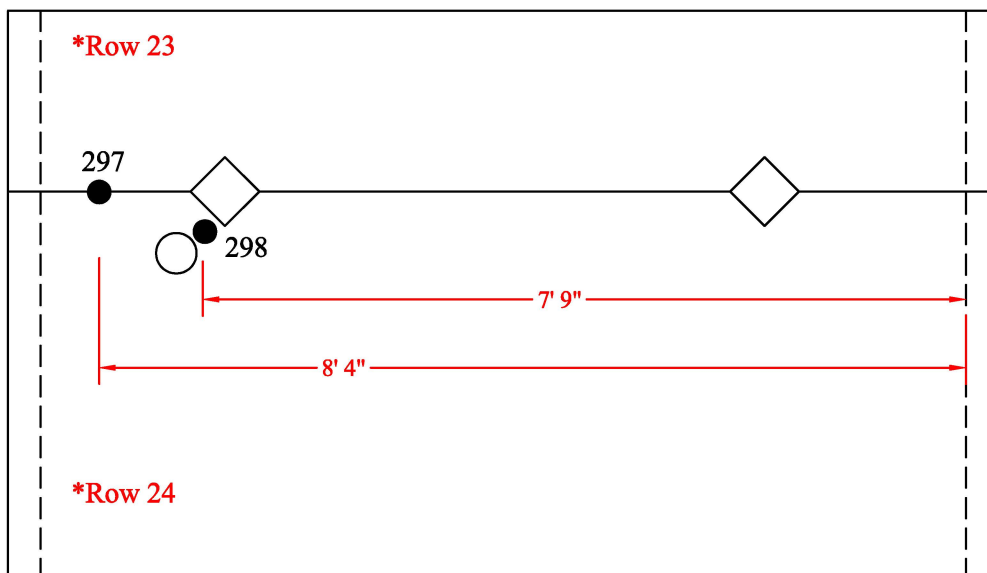
TANK #16 - QUADRANT D FLAWS 297 - 299

****Nominal Plate Thickness: 0.250"***

Date Inspected/Confirmed: 12/22/2005

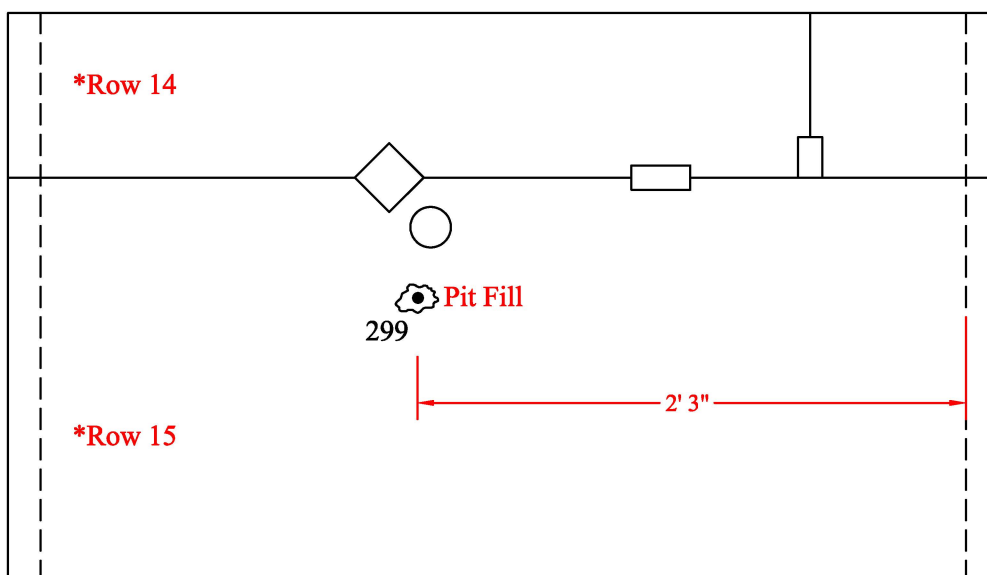
Tank Section: Barrel
Quadrant: D
Vertical Drop #: 13
Row #: 24

Thickness:
297 - Pinhole 1/32"Ø
Remaining: 0.200"
298 - Pinhole 1/32"Ø
Remaining: 0.190"



Tank Section: Barrel
Quadrant: D
Vertical Drop #: 13
Row #: 15

Thickness:
299 - Pinhole 1/32"Ø
Remaining: 0.190"



* Hidden lines represent left/right edges of each vertical drop which was the most effective testing approach for the barrel/extension of Tank #16.

Drawing is not to scale

3.0 TANK MAPS

Weston Solutions, Inc.

Honolulu, HI

Tank #16 - Quadrant D Flaws 325 - 327

TANK #16 - QUADRANT D FLAWS 325 - 327

**Nominal Plate Thickness: 0.250"*

Date Inspected/Confirmed: 1/4/2006

Tank Section: Barrel

Quadrant: D

Vertical Drop #: 13

Row #: 12

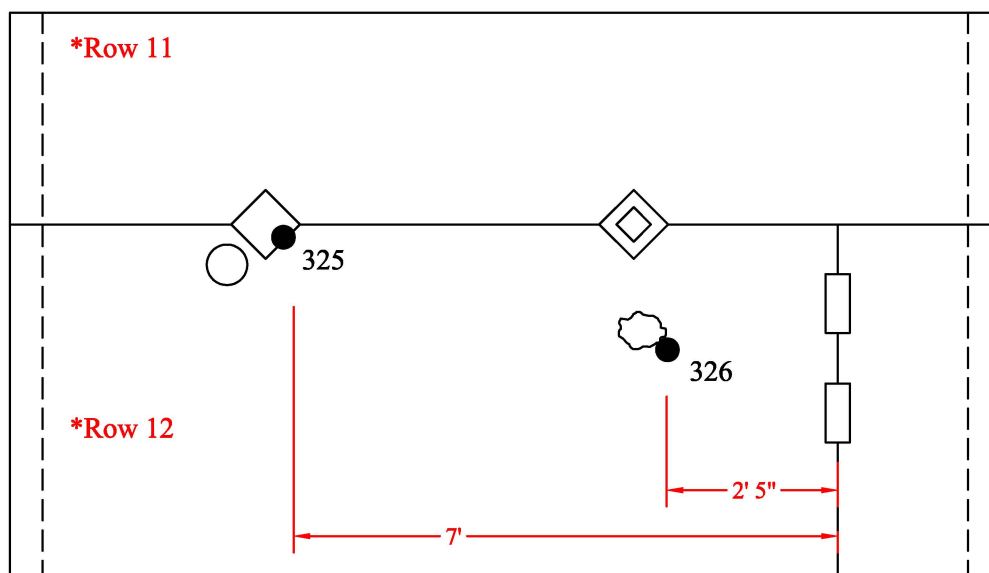
Thickness:

325 - Pinhole 1/32"Ø

Remaining: 0.230"

326 - Pinhole 1/32"Ø

Remaining: 0.160"



Tank Section: Barrel

Quadrant: D

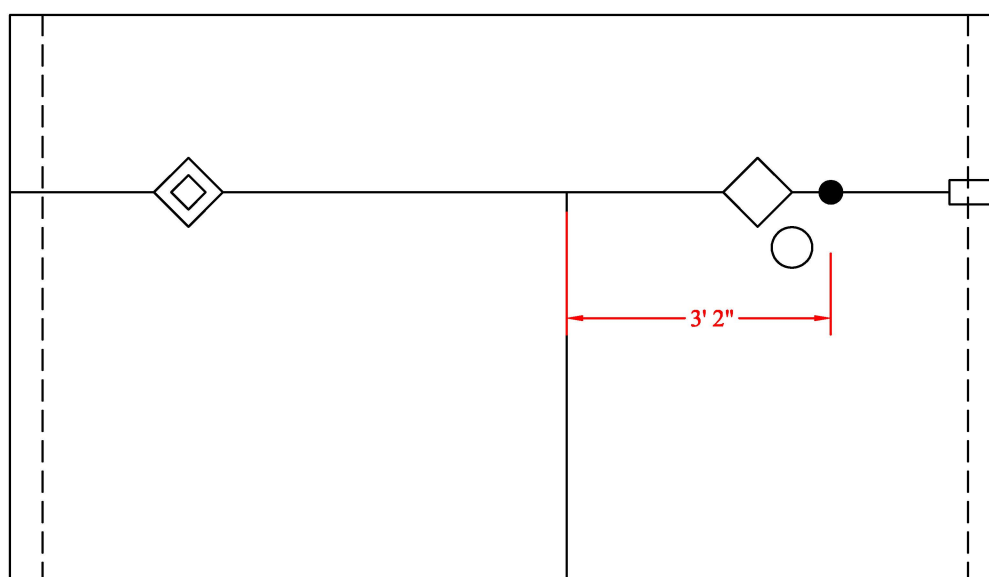
Vertical Drop #: 13

Row #: 9

Thickness:

327 - Pinhole 1/32"Ø

Remaining: 0.180"



* Hidden lines represent left/right edges of each vertical drop which was the most effective testing approach for the barrel/extension of Tank #16.

Drawing is not to scale

3.0 TANK MAPS

Weston Solutions, Inc.

Honolulu, HI

Tank #16 - Quadrant D Flaws 328 - 329

TANK #16 - QUADRANT D FLAWS 328 - 329

**Nominal Plate Thickness: 0.250"*

Date Inspected/Confirmed: 1/4/2006

Tank Section: Barrel

Quadrant: D

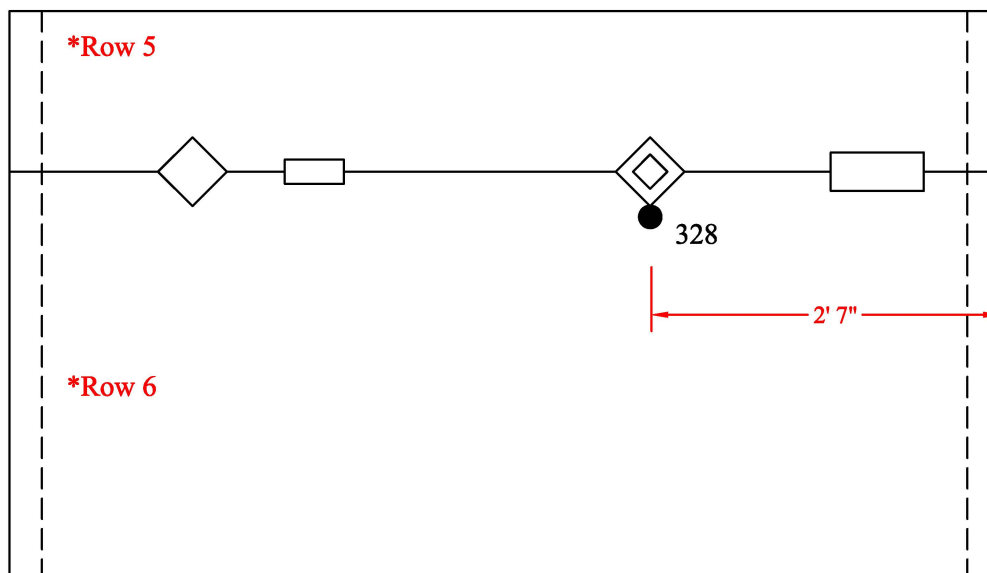
Vertical Drop #: 13

Row #: 6

Thickness:

328 - Pinhole 1/32"Ø

Remaining: 0.190"



Tank Section: Barrel

Quadrant: D

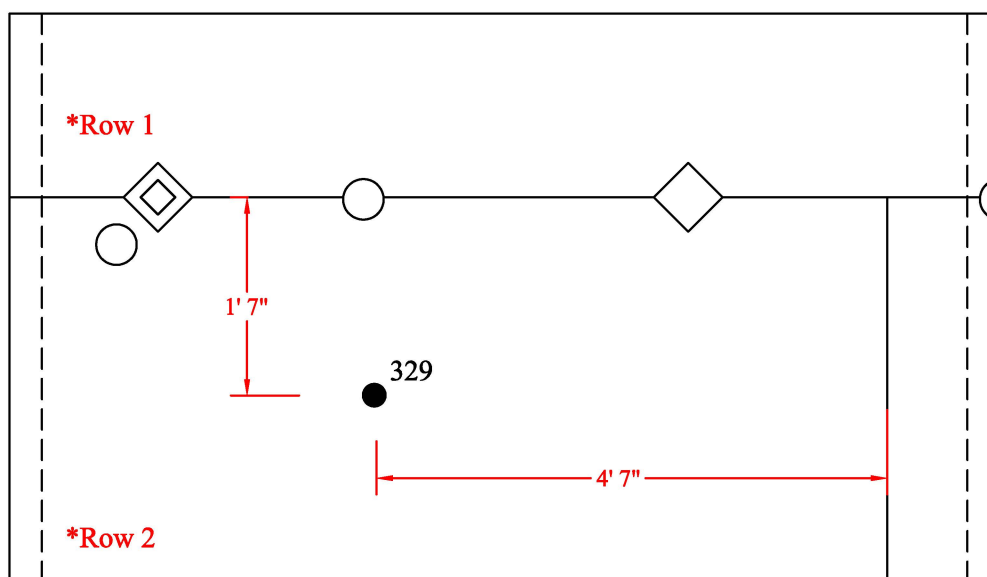
Vertical Drop #: 13

Row #: 2

Thickness:

329 - Pinhole 1/32"Ø

Remaining: 0.200"



* Hidden lines represent left/right edges of each vertical drop which was the most effective testing approach for the barrel/extension of Tank #16.

Drawing is not to scale

Tank #16 - Quadrant D Flaws 330 - 333

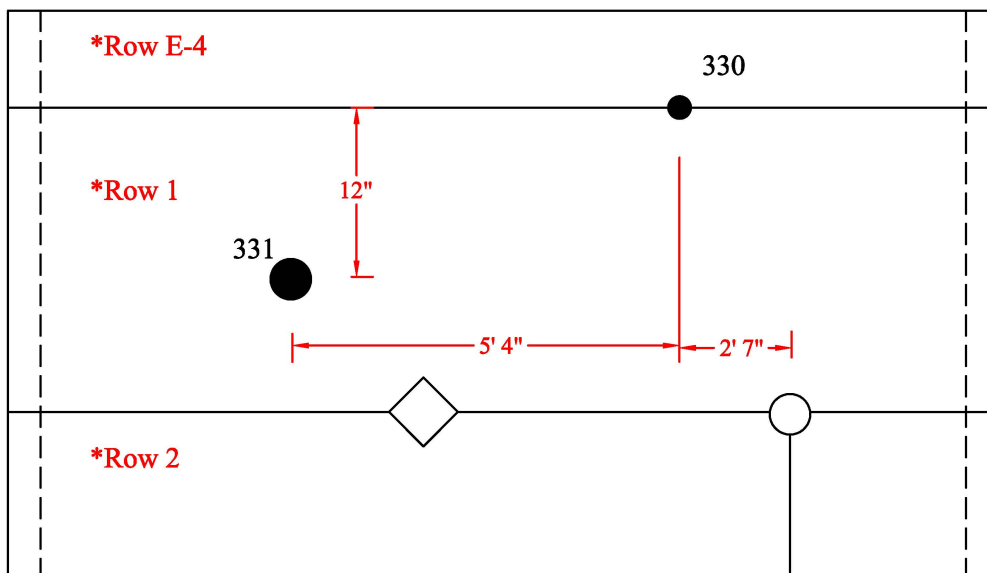
TANK #16 - QUADRANT D FLAWS 330 - 333

****Nominal Plate Thickness: 0.250"***

Date Inspected/Confirmed: 1/4/2006

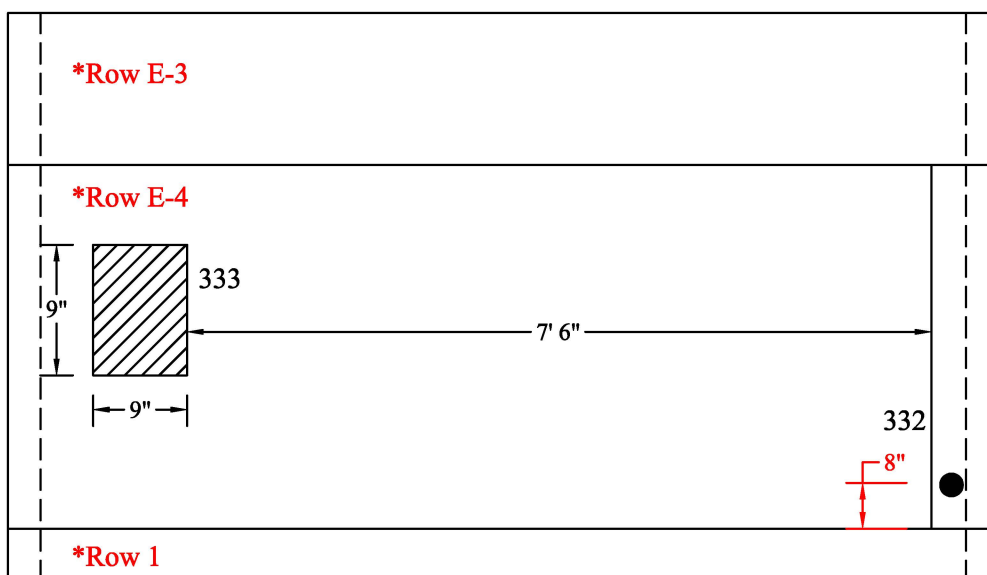
Tank Section: Barrel
Quadrant: D
Vertical Drop #: 13
Row #: 1

Thickness:
330 - Pinhole 1/32"Ø
Remaining: 0.220"
331 - TS 0.200"



Tank Section: Expansion Joint
Quadrant: D
Vertical Drop #: 13
Row #: E-4

Thickness:
332 - TS Pit 0.200"
333 - UC 0.190"



* Hidden lines represent left/right edges of each vertical drop which was the most effective testing approach for the barrel/extension of Tank #16.

Drawing is not to scale

3.0 TANK MAPS

Weston Solutions, Inc.

Honolulu, HI

Tank #16 - Quadrant D Flaws 334-336

TANK #16 - QUADRANT D FLAWS 334-336

**Nominal Plate Thickness: 0.250"*

Date Inspected/Confirmed: 1/4/2006

Tank Section: Barrel

Quadrant: D

Vertical Drop #: 14

Row #: 4

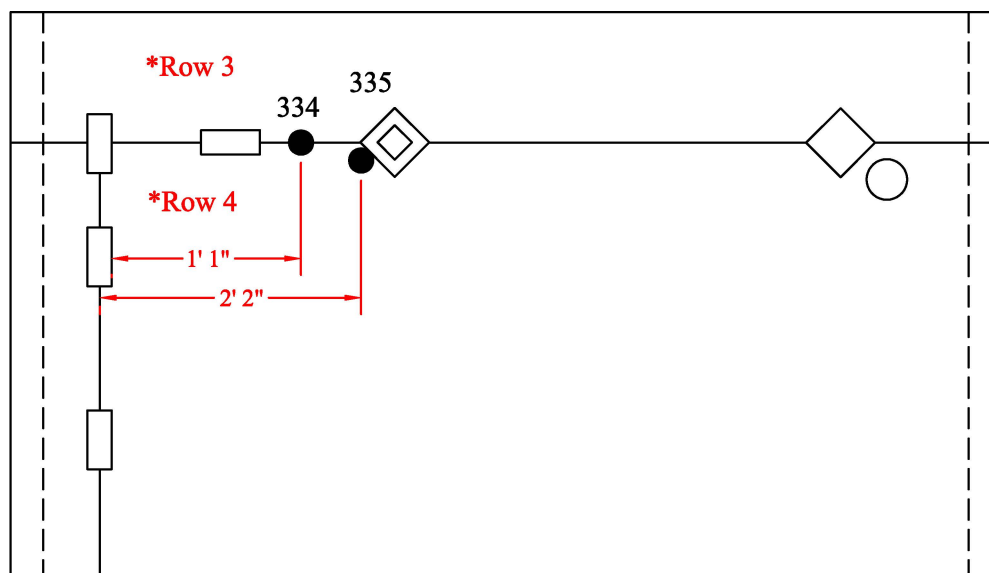
Thickness:

334 - Pinhole 1/32"Ø

Remaining: 0.210"

335 - Pinhole 1/32"Ø

Remaining: 0.210"



Tank Section: Barrel

Quadrant: D

Vertical Drop #: 14

Row #: 18

Thickness:

336A - Pinhole 1/32"Ø

Remaining: 0.190"

336B - Pinhole 1/32"Ø

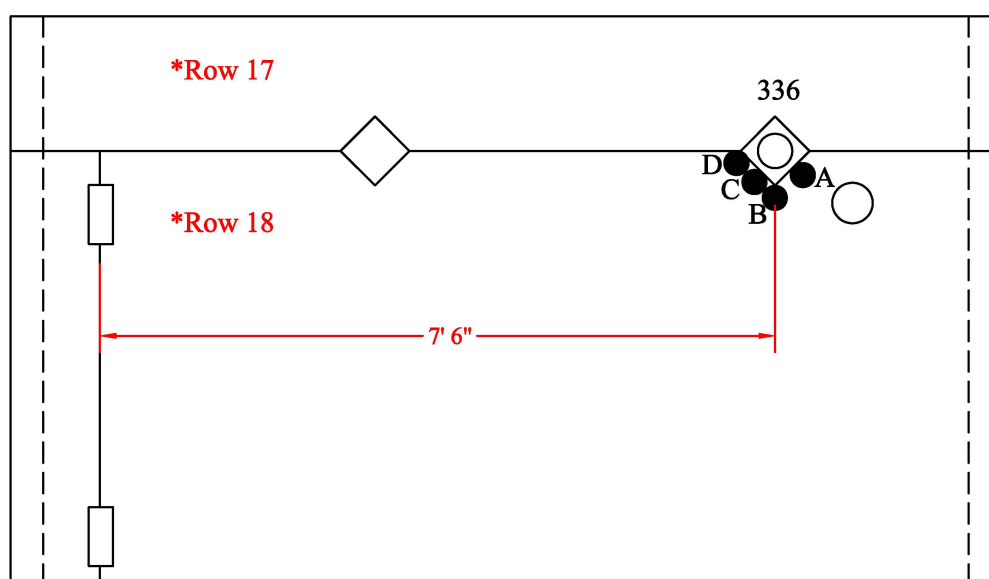
Remaining: 0.230"

336C - Pinhole 1/32"Ø

Remaining: 0.200"

336D - Pinhole 1/32"Ø

Remaining: 0.190"



* Hidden lines represent left/right edges of each vertical drop which was the most effective testing approach for the barrel/extension of Tank #16.

Drawing is not to scale

3.0 TANK MAPS

Weston Solutions, Inc.

Honolulu, HI

Tank #16 - Quadrant D Flaws 337-338

TANK #16 - QUADRANT D FLAWS 337-338

**Nominal Plate Thickness: 0.250"*

Date Inspected/Confirmed: 1/04/2006

Tank Section: Barrel

Quadrant: D

Vertical Drop #: 14

Row #: 23

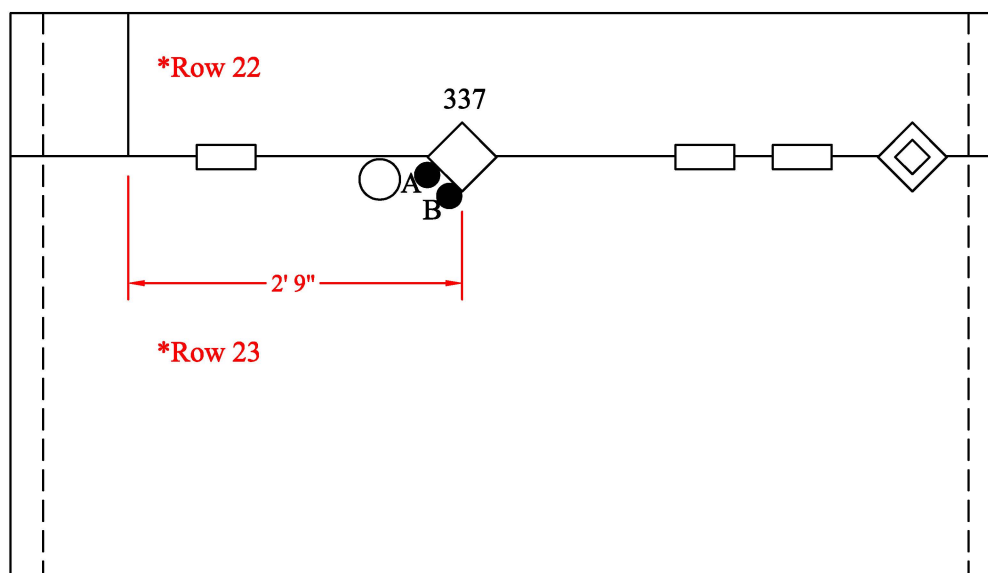
Thickness:

337A - Pinhole 1/32"Ø

Remaining: 0.230"

337B - Pinhole 1/32"Ø

Remaining: 0.190"



Tank Section: Barrel

Quadrant: D

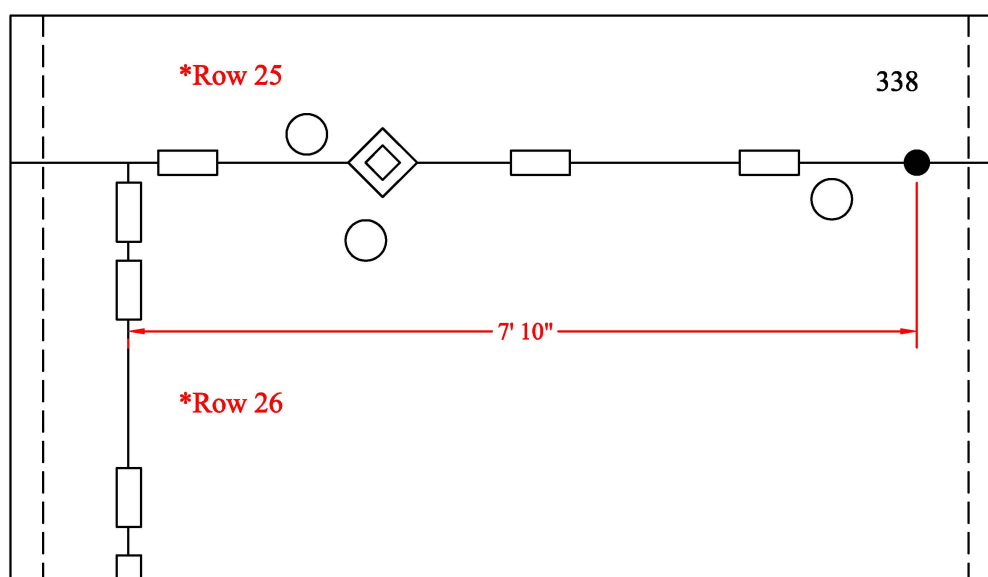
Vertical Drop #: 14

Row #: 26

Thickness:

338 - Pinhole 1/32"Ø

Remaining: 0.190"



* Hidden lines represent left/right edges of each vertical drop which was the most effective testing approach for the barrel/extension of Tank #16.

Drawing is not to scale

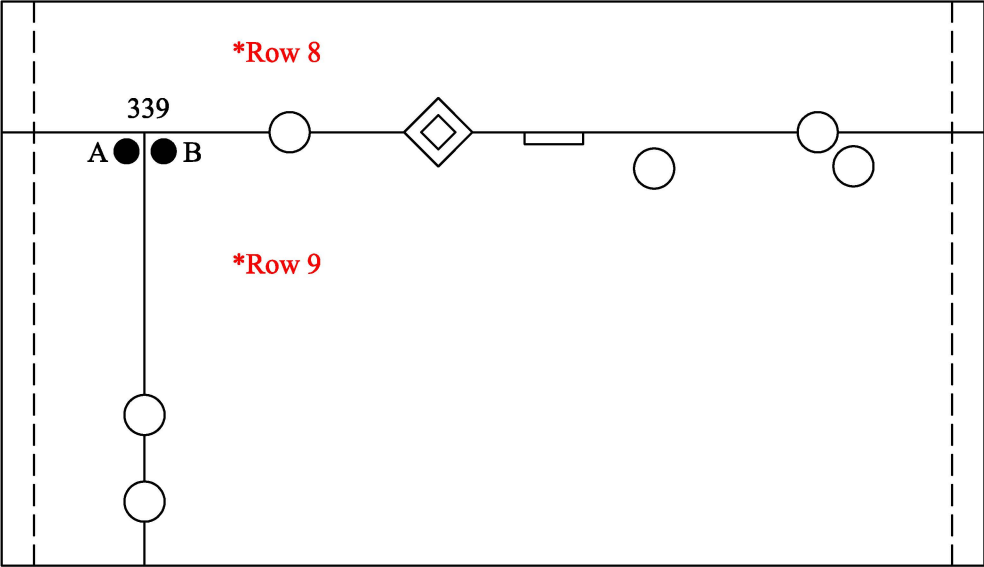
3.0 TANK MAPS
Weston Solutions, Inc.
Honolulu, HI
Tank #16 - Quadrant D Flaws 339-341

TANK #16 - QUADRANT D FLAWS 339-341
**Nominal Plate Thickness: 0.250"*

Date Inspected/Confirmed: 1/05/2006

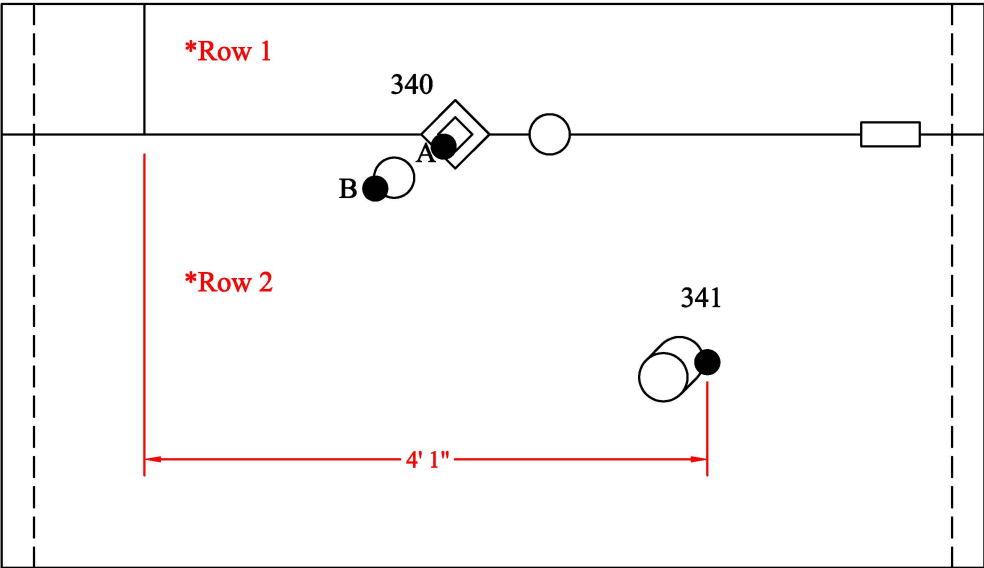
Tank Section: Barrel
Quadrant: D
Vertical Drop #: 15
Row #: 9

Thickness:
339A - Pinhole 1/32"Ø
Remaining: 0.190"
339B - Pinhole 1/32"Ø
Remaining: 0.190"



Tank Section: Barrel
Quadrant: D
Vertical Drop #: 15
Row #: 2

Thickness:
340A - Pinhole 1/32"Ø
Inappropriate surface conditions
Shear Wave Testing not feasible
340B - Pinhole 1/32"Ø
Inappropriate surface conditions
Shear Wave Testing not feasible
341 - Pinhole 1/32"Ø
Remaining: 0.180"



* Hidden lines represent left/right edges of each vertical drop which was the most effective testing approach for the barrel/extension of Tank #16.

Drawing is not to scale

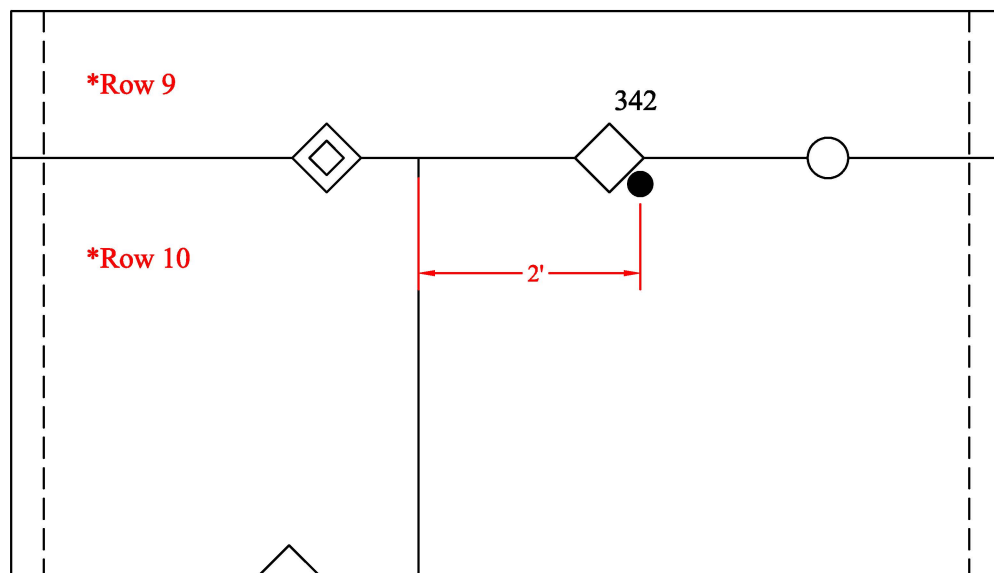
Tank #16 - Quadrant D Flaws 342-343

***Nominal Plate Thickness: 0.250"**

Date Inspected/Confirmed: 1/05/2006

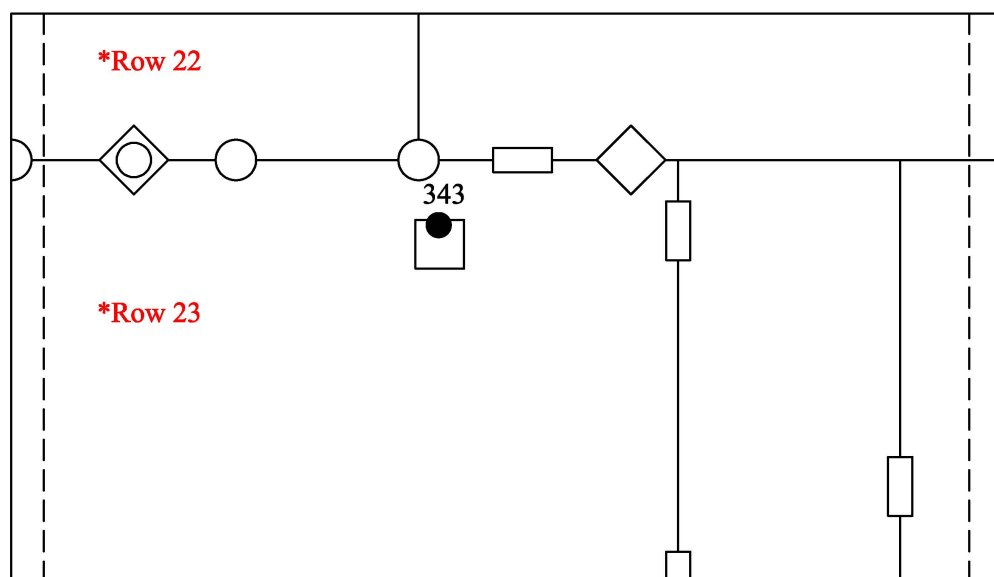
Row #: 10

Inappropriate surface conditions
Shear Wave Testing not feasible



Row #: 23

Remaining: 0.185"



* Hidden lines represent left/right edges of each vertical drop which was the most effective testing approach for the barrel/extension of Tank #16.

Drawing is not to scale

3.0 TANK MAPS

Weston Solutions, Inc.

Honolulu, HI

Tank #16 - Quadrant D Flaws 344-345

TANK #16 - QUADRANT D FLAWS 344-345

**Nominal Plate Thickness: 0.250"*

Date Inspected/Confirmed: 1/05/2006

Tank Section: Barrel

Quadrant: D

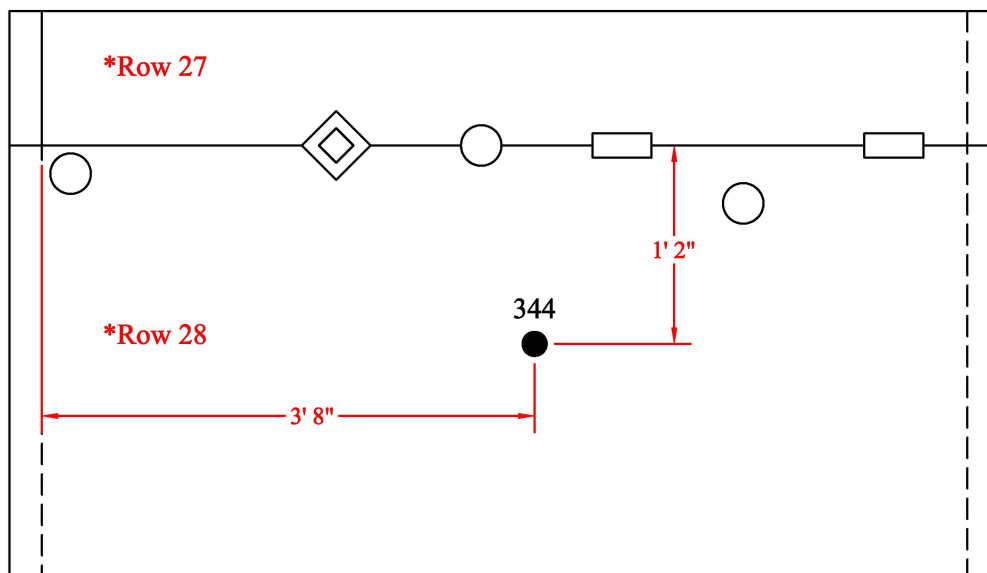
Vertical Drop #: 17

Row #: 28

Thickness:

344 - TS Gouge

Remaining: 0.200"



Tank Section: Barrel

Quadrant: D

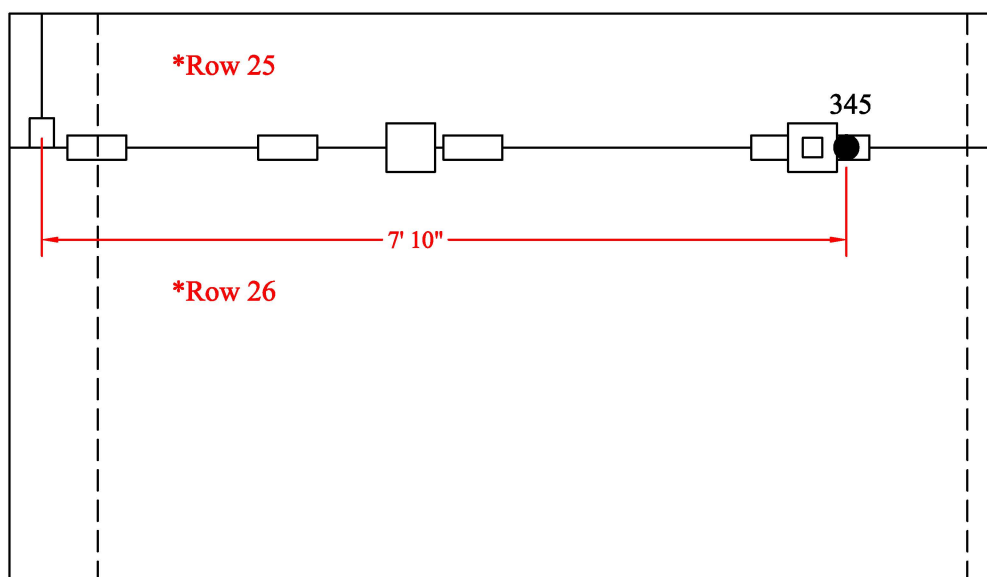
Vertical Drop #: 17

Row #: 26

Thickness:

345 - Pinhole 1/32"Ø

Remaining: 0.190"



* Hidden lines represent left/right edges of each vertical drop which was the most effective testing approach for the barrel/extension of Tank #16.

Drawing is not to scale

3.0 TANK MAPS

Weston Solutions, Inc.

Honolulu, HI

Tank #16 - Quadrant D Flaws 358-362

TANK #16 - QUADRANT D FLAWS 358-362

**Nominal Plate Thickness: 0.250"*

Date Inspected/Confirmed: 1/05/2006

Tank Section: Barrel

Quadrant: D

Vertical Drop #: 17

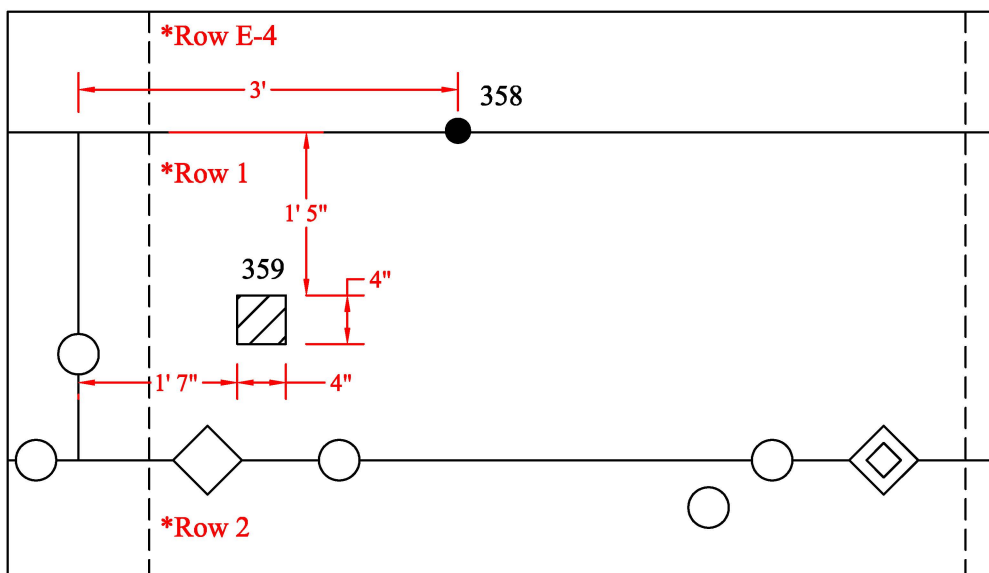
Row #: 1

Thickness:

358 - Pinhole 1/32"Ø

Remaining: 0.190

359 - UC 0.210"



Tank Section: Expansion

Quadrant: D

Vertical Drop #: 18

Row #: E-4

Thickness:

360A - Pinhole 1/32"Ø

Inappropriate surface conditions

Shear Wave Testing not feasible

360B - Pinhole 1/32"Ø

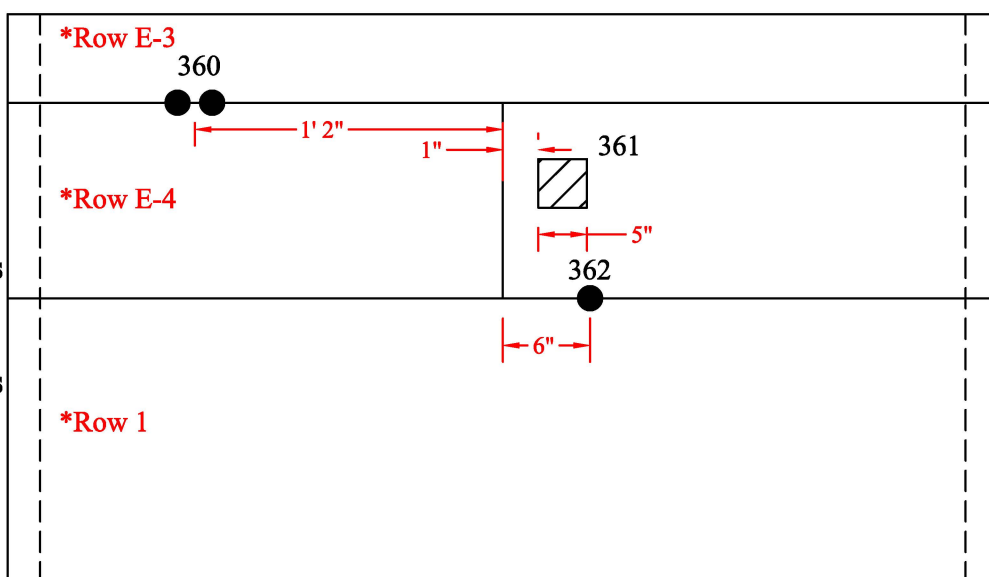
Inappropriate surface conditions

Shear Wave Testing not feasible

361 - UC 0.130"

362 - Pinhole 1/32"Ø

Remaining: 0.180"



* Hidden lines represent left/right edges of each vertical drop which was the most effective testing approach for the barrel/extension of Tank #16.

Drawing is not to scale

3.0 TANK MAPS

Weston Solutions, Inc.

Honolulu, HI

Tank #16 - Quadrant D Flaws 363-364

TANK #16 - QUADRANT D FLAWS 363-364

**Nominal Plate Thickness: 0.250"*

Date Inspected/Confirmed: 1/06/2006

Tank Section: Barrel

Quadrant: D

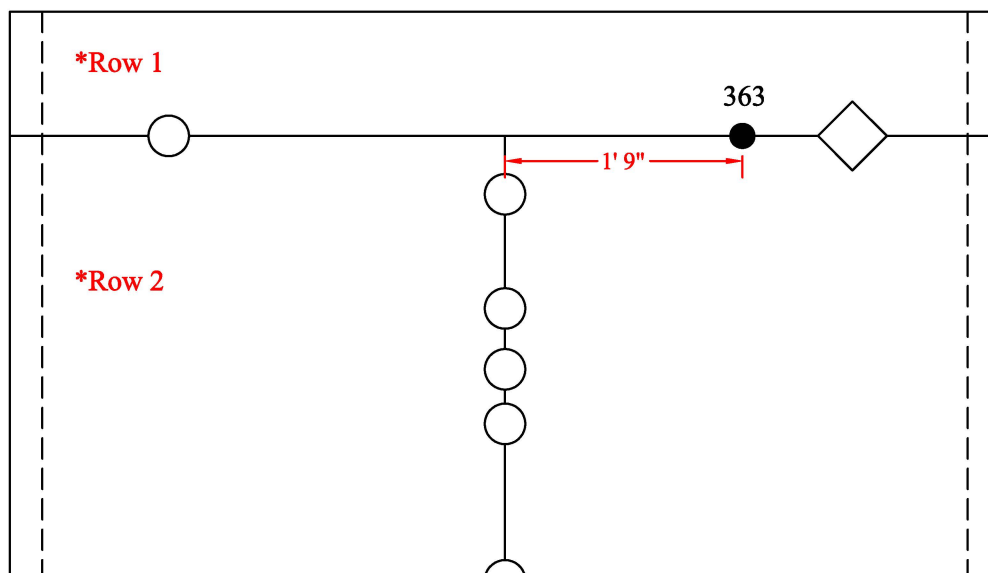
Vertical Drop #: 18

Row #: 2

Thickness:

363 - Pinhole 1/32"Ø

Remaining: 0.200"



Tank Section: Barrel

Quadrant: D

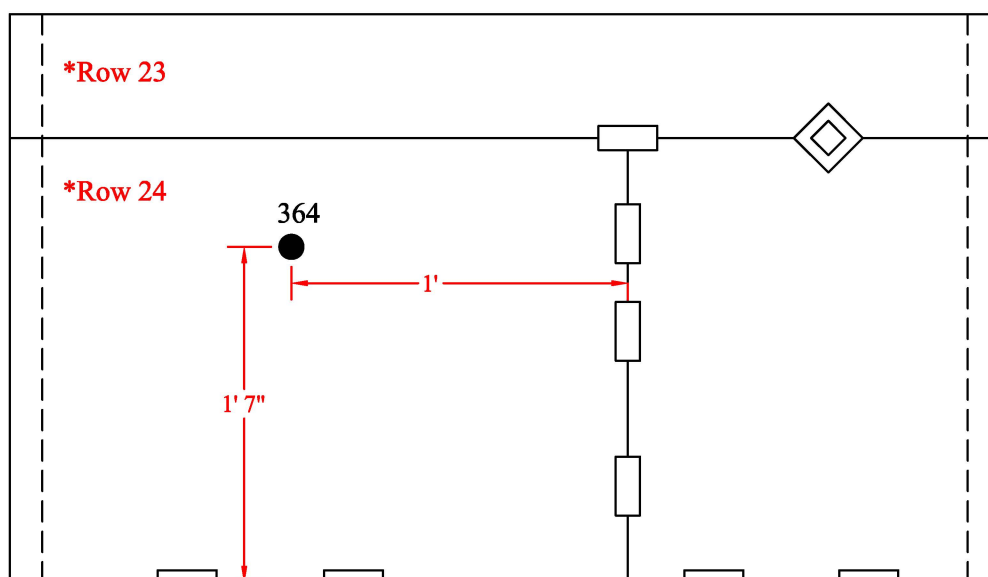
Vertical Drop #: 18

Row #: 24

Thickness:

364 - Pinhole 1/32"Ø

Remaining: 0.180"



* Hidden lines represent left/right edges of each vertical drop which was the most effective testing approach for the barrel/extension of Tank #16.

Drawing is not to scale

3.0 TANK MAPS

Weston Solutions, Inc.

Honolulu, HI

Tank #16 - Quadrant D Flaws 58-59

TANK #16 - QUADRANT D FLAWS 58-59

**Nominal Plate Thickness: 0.250"*

Date Inspected/Confirmed: 12/08/2005

Tank Section: Barrel

Quadrant: D

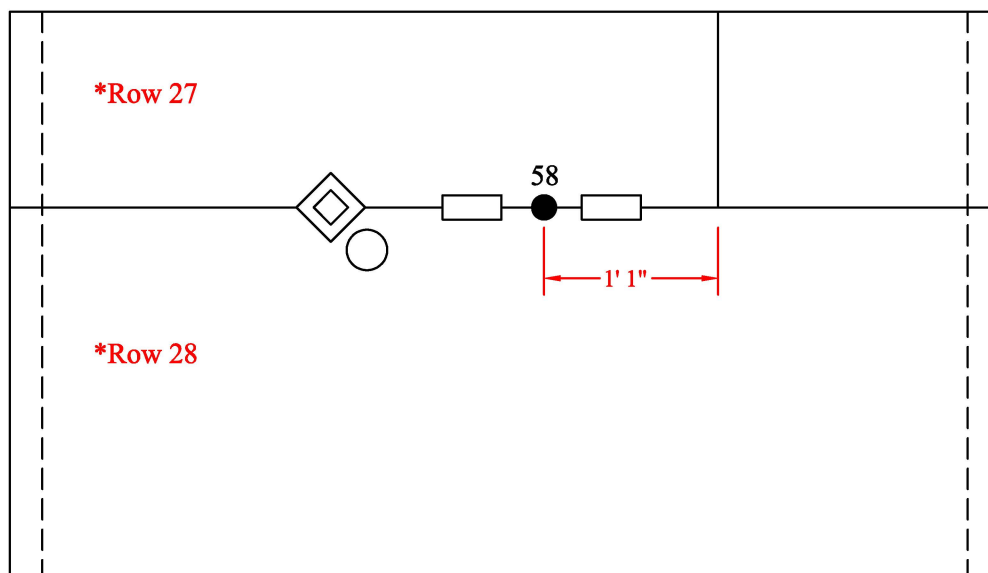
Vertical Drop #: 19

Row #: 28

Thickness:

58 - Pinhole 1/32"Ø

Remaining: 0.200"



Tank Section: Barrel

Quadrant: D

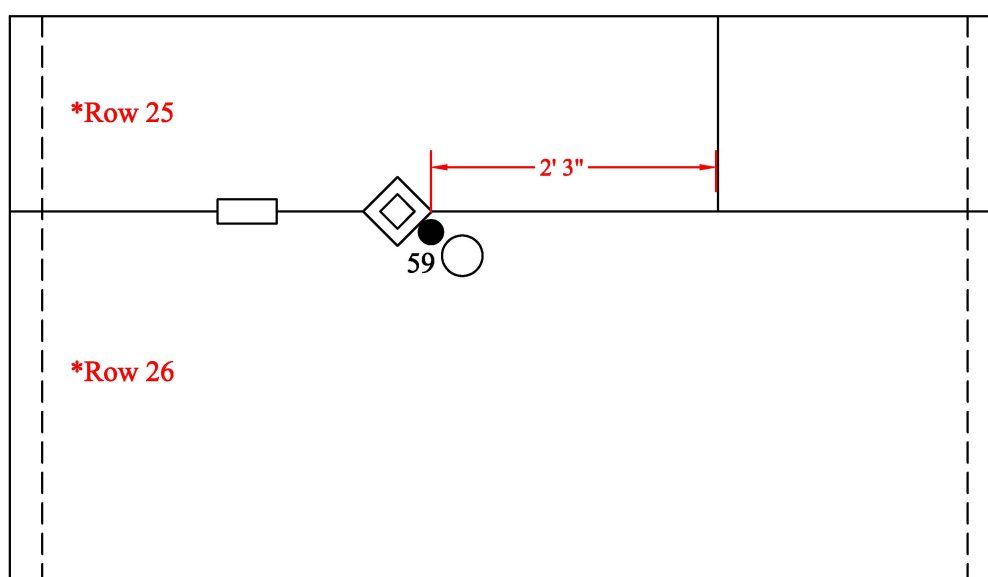
Vertical Drop #: 19

Row #: 26

Thickness:

59 - Pinhole 1/32"Ø

Remaining: 0.180"



* Hidden lines represent left/right edges of each vertical drop which was the most effective testing approach for the barrel/extension of Tank #16.

Drawing is not to scale

3.0 TANK MAPS

Weston Solutions, Inc.

Honolulu, HI

Tank #16 - Quadrant D Flaw 62

TANK #16 - QUADRANT D FLAW 62

**Nominal Plate Thickness: 0.250"*

Date Inspected/Confirmed: 12/08/2005

Tank Section: Barrel

Quadrant: D

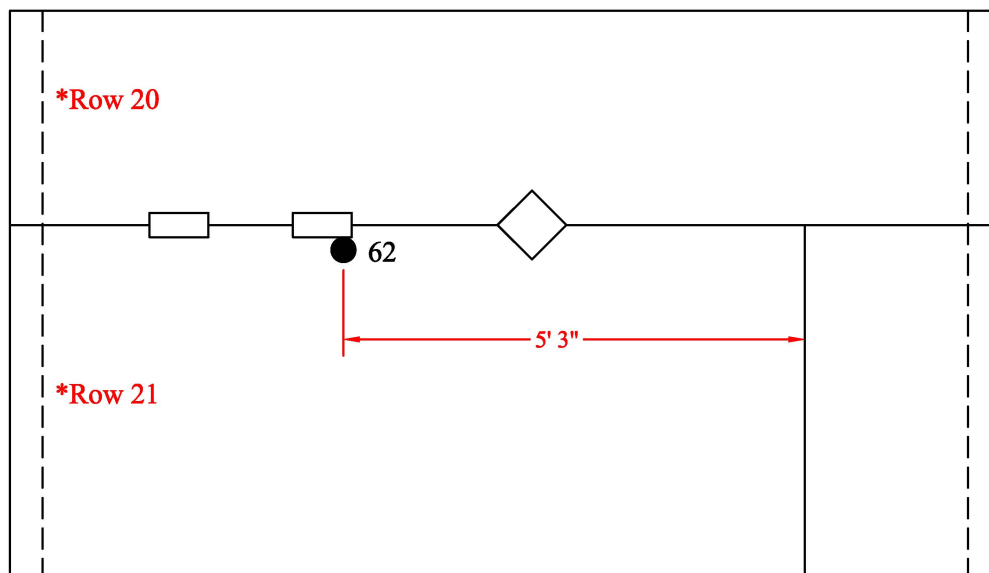
Vertical Drop #: 19

Row #: 21

Thickness:

62 - Pinhole 1/32"Ø

Remaining: 0.200"



* Hidden lines represent left/right edges of each vertical drop which was the most effective testing approach for the barrel/extension of Tank #16.

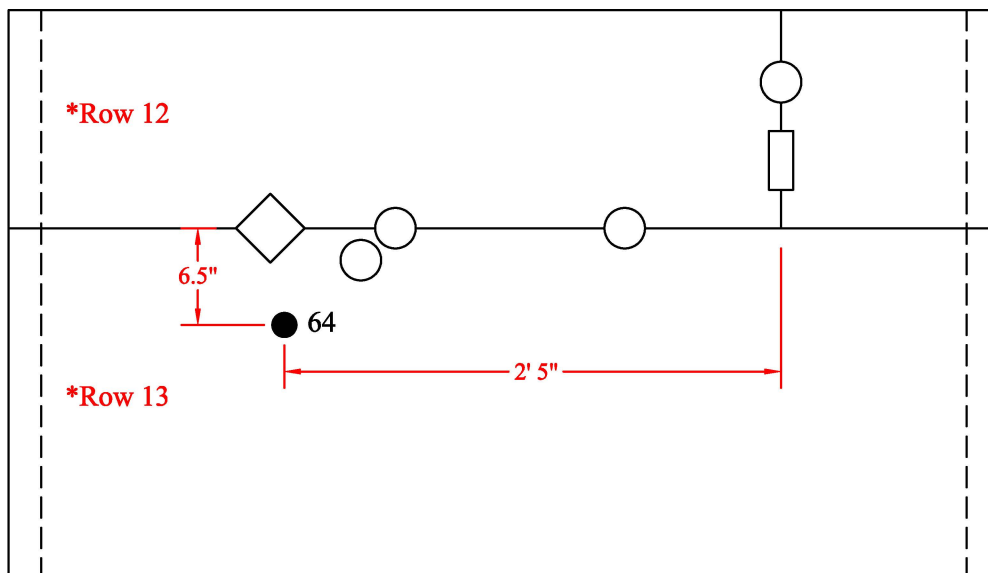
Drawing is not to scale

Tank #16 - Quadrant D Flaws 64-66

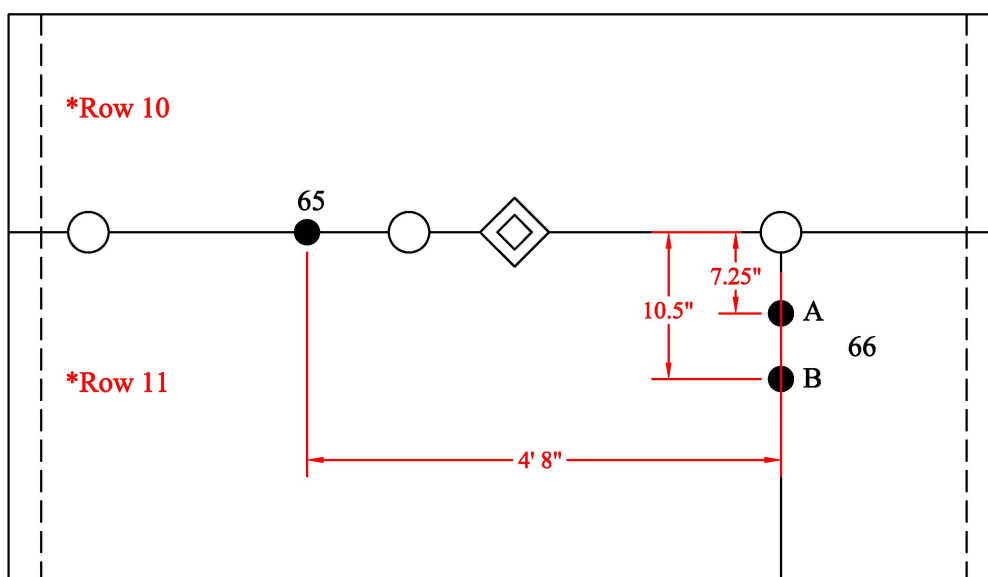
***Nominal Plate Thickness: 0.250"**

Date Inspected/Confirmed: 12/08/2005

Thickness:
64 - Pinhole 1/32"Ø
Remaining: 0.170"



Thickness:
65 - Pinhole 1/32"Ø
Remaining: 0.200"
66A - Pinhole 1/32"Ø
Remaining: 0.160"
66B - Pinhole 1/32"Ø
Remaining: 0.180"



Drawing is not to scale

3.0 TANK MAPS

Weston Solutions, Inc.

Honolulu, HI

Tank #16 - Quadrant D Flaws 67-68

TANK #16 - QUADRANT D FLAWS 67-68

**Nominal Plate Thickness: 0.250"*

Date Inspected/Confirmed: 12/08/2005

Tank Section: Barrel

Quadrant: D

Vertical Drop #: 19

Row #: 9, 10

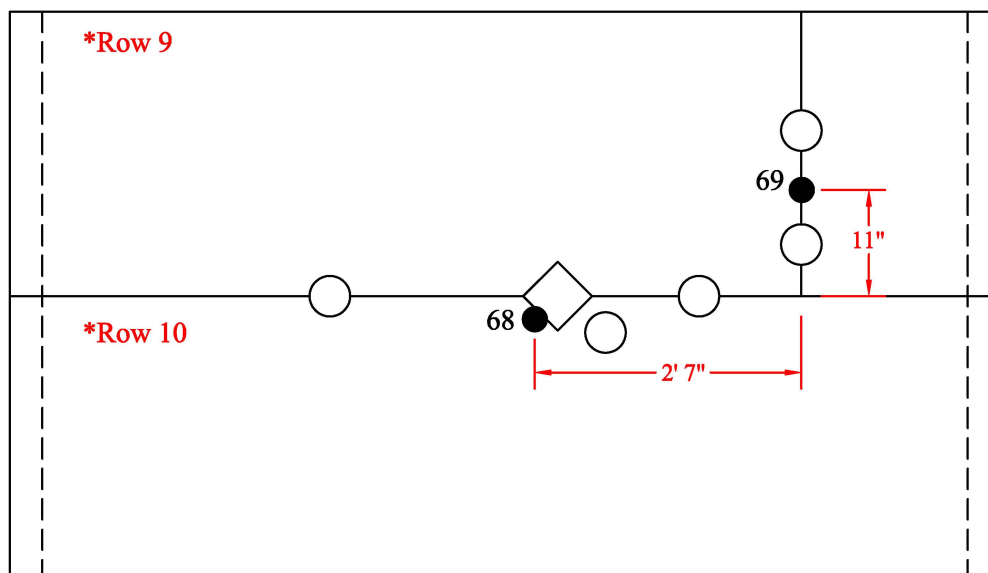
Thickness:

67 - Pinhole 1/32"Ø

Remaining: 0.210"

68 - Pinhole 1/32"Ø

Remaining: 0.220"



* Hidden lines represent left/right edges of each vertical drop which was the most effective testing approach for the barrel/extension of Tank #16.

Drawing is not to scale

3.0 TANK MAPS

Weston Solutions, Inc.

Honolulu, HI

Tank #16 - Quadrant D Flaws 504-505

TANK #16 - QUADRANT D FLAWS 504-505

**Nominal Plate Thickness: 0.250"*

Date Inspected/Confirmed: 1/11/2006

Tank Section: Under Catwalk 2

Quadrant: D

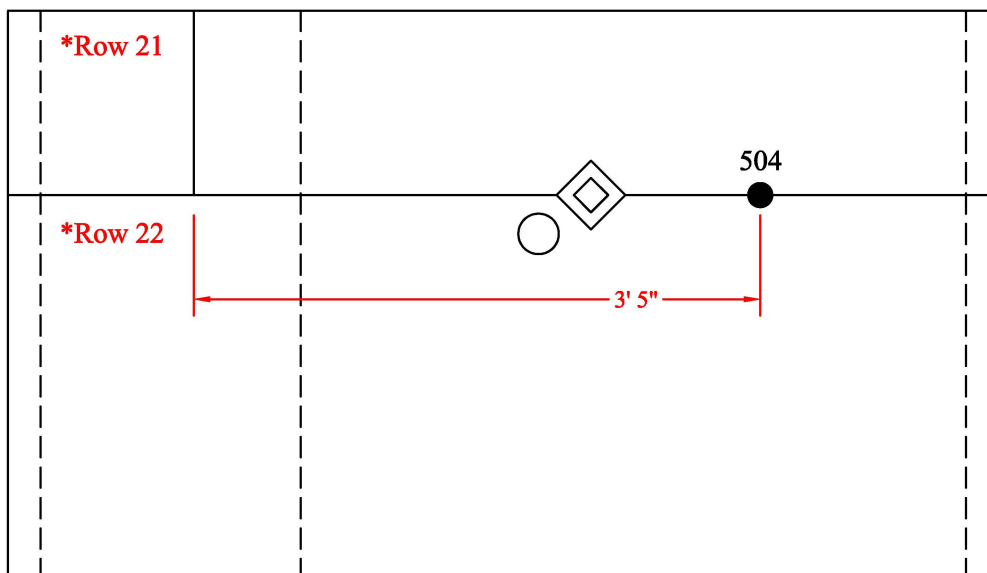
Vertical Drop #:

Row #: 22

Thickness:

504 - Pinhole 1/32"Ø

Remaining: 0.200"



Tank Section: Under Catwalk 2

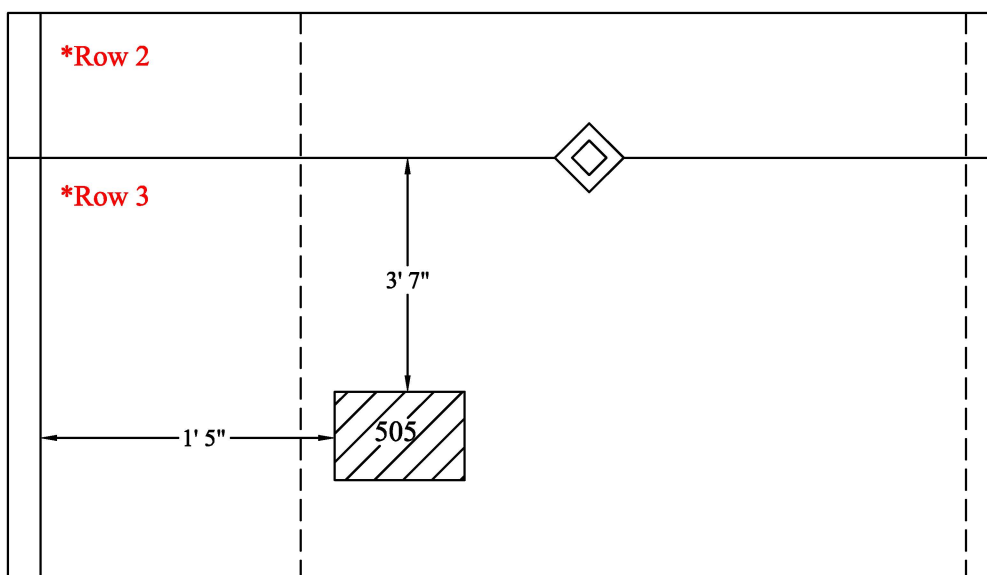
Quadrant: D

Vertical Drop #:

Row #: 3

Thickness:

505 - UC 0.200"



* Hidden lines represent left/right edges of each vertical drop which was the most effective testing approach for the barrel/extension of Tank #16.

Drawing is not to scale

TANK #16 - QUADRANT D FLAWS 506

****Nominal Plate Thickness: 0.250"***

Date Inspected/Confirmed: 1/11/2006

Tank Section: Under Catwalk 2

Quadrant: D

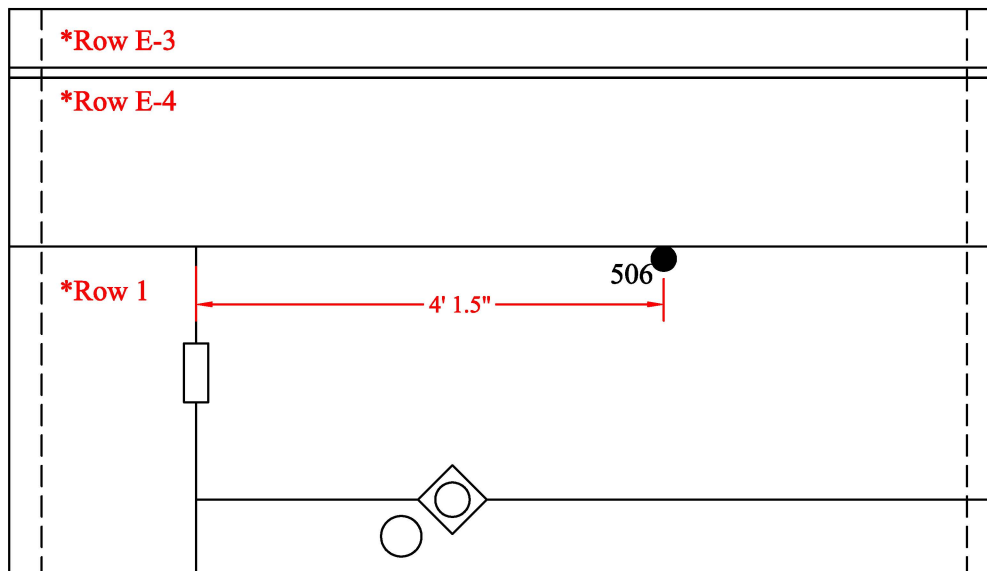
Vertical Drop #:

Row #: 1

Thickness:

506 - Pinhole 1/32"Ø

Remaining: 0.190"



* Hidden lines represent left/right edges of each vertical drop which was the most effective testing approach for the barrel/extension of Tank #16.

Drawing is not to scale

3.0 TANK MAPS

Weston Solutions, Inc.

Honolulu, HI

Tank #16 - Quadrant D Flaws 473-474

TANK #16 - QUADRANT D FLAWS 473-474

**Nominal Plate Thickness: 0.250"*

Date Inspected/Confirmed: 1/10/2006

Tank Section: Extension

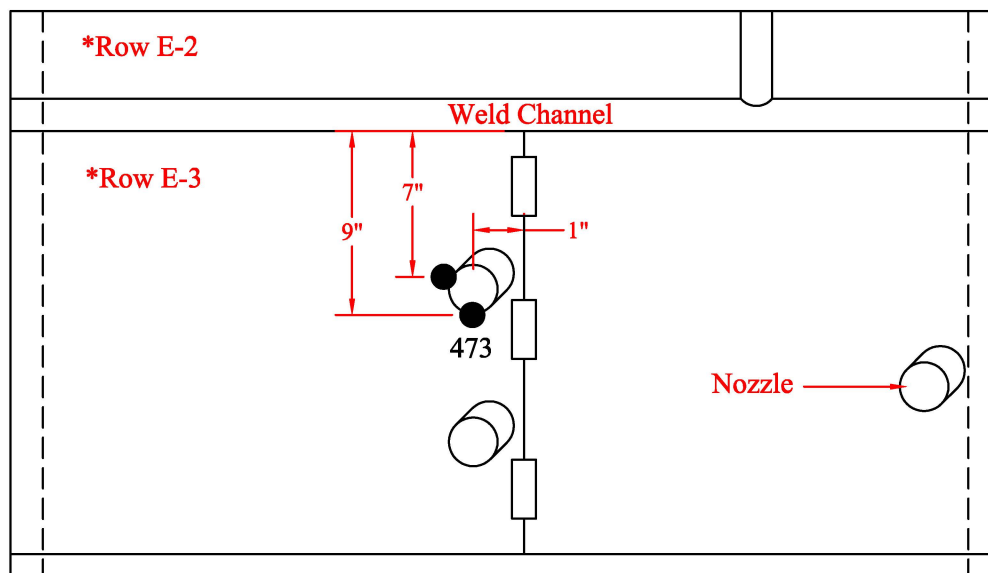
Quadrant: D

Vertical Drop #: 11

Row #: E-3

Thickness:

473 - UC Nozzle 0.180"
(2 locations)



Tank Section: Extension


Quadrant: D

Vertical Drop #: 11

Row #: E-2

Thickness:

474 - TS Gouge
Remaining: 0.200"



* Hidden lines represent left/right edges of each vertical drop which was the most effective testing approach for the barrel/extension of Tank #16.

Drawing is not to scale

TANK #16 - QUADRANT D FLAWS 475-476

***Nominal Plate Thickness: 0.250"**

Date Inspected/Confirmed: 1/10/2006

Tank Section: Extension

Quadrant: D

Vertical Drop #: 12

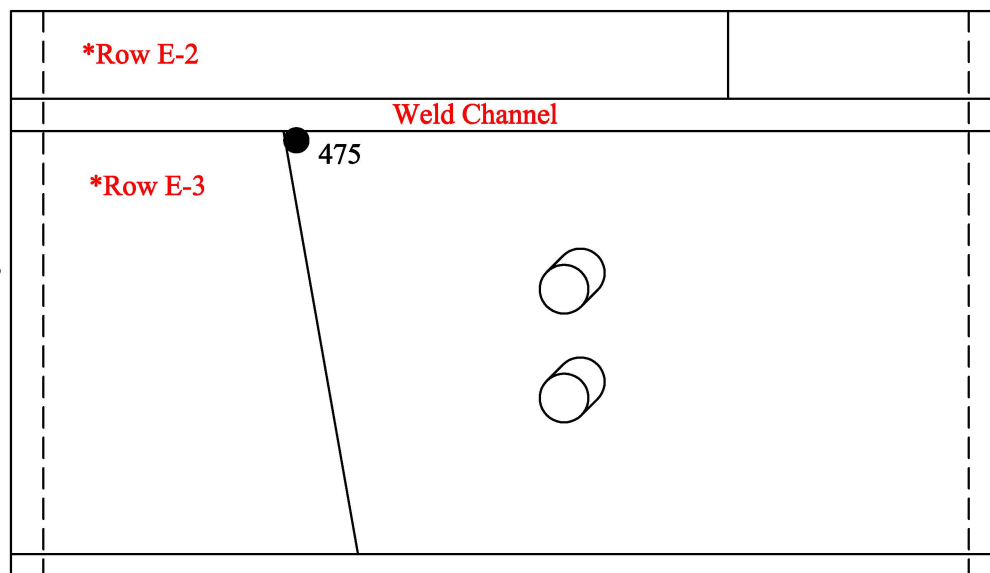
Row #: E-3

Thickness:

475 - Pinhole 1/32"Ø

Inappropriate surface conditions

Shear Wave Testing not feasible



Tank Section: Upper Dome

Quadrant: D

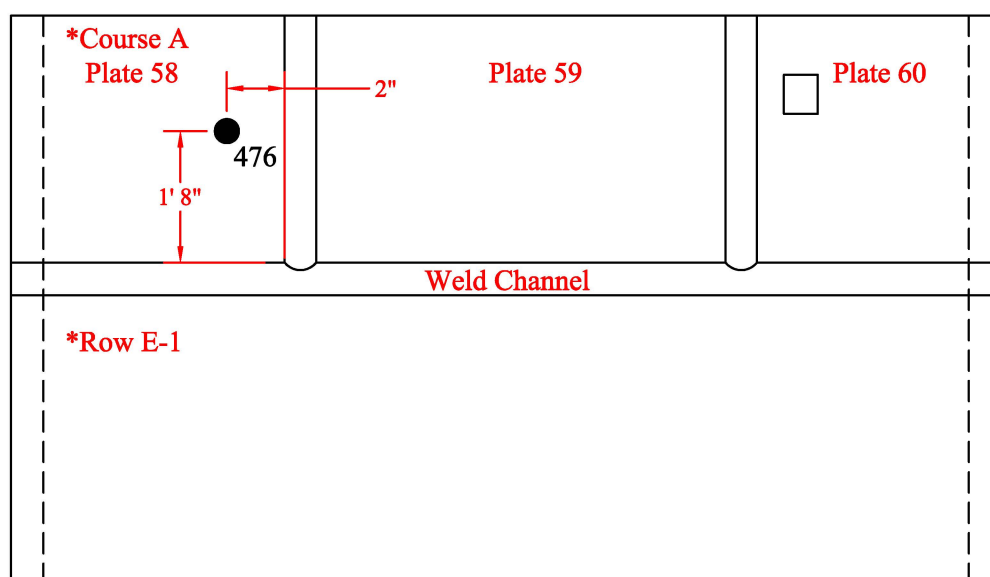
Course: A

Plate #: 58

Thickness:

476 - TS Gouge

Remaining: 0.200"



* Hidden lines represent left/right edges of each vertical drop which was the most effective testing approach for the barrel/extension of Tank #16.

Drawing is not to scale

3.0 TANK MAPS

Weston Solutions, Inc.

Honolulu, HI

Tank #16 - Quadrant D Flaws 477-480

TANK #16 - QUADRANT D FLAWS 477-480

**Nominal Plate Thickness: 0.250"*

Date Inspected/Confirmed: 1/10/2006

Tank Section: Upper Dome

Quadrant: D

Course: A

Plate #: 60

Thickness:

477A - Pinhole 1/32"Ø

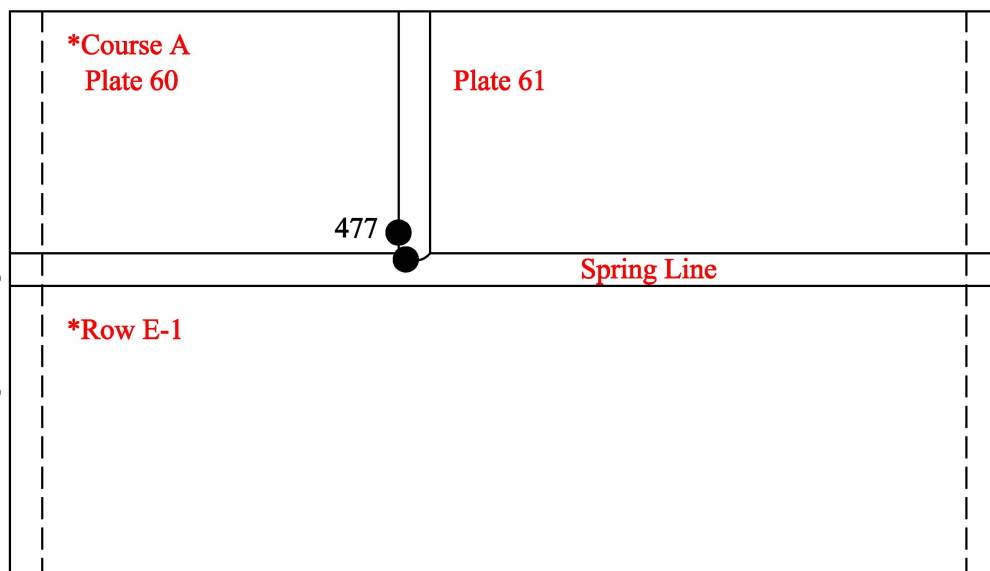
Inappropriate surface conditions

Shear Wave Testing not feasible

477B - Pinhole 1/32"Ø

Inappropriate surface conditions

Shear Wave Testing not feasible



Tank Section: Extension

Quadrant: D

Vertical Drop #: 14

Row #: E-2

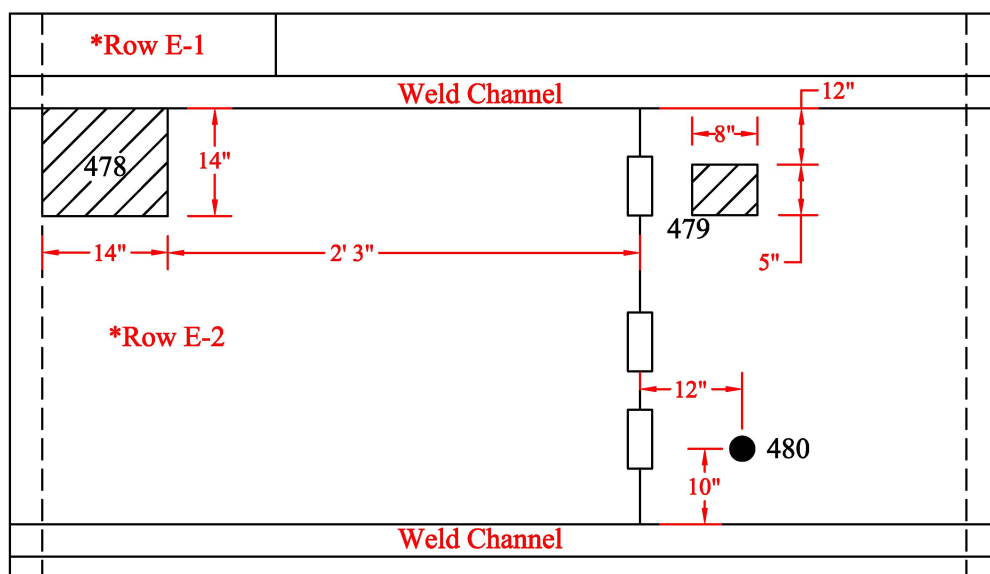
Thickness:

478 - UC 0.180"

479 - UC 0.210"

480 - Pinhole 1/32"Ø

Remaining: 0.200"



* Hidden lines represent left/right edges of each vertical drop which was the most effective testing approach for the barrel/extension of Tank #16.

Drawing is not to scale

3.0 TANK MAPS

Weston Solutions, Inc.

Honolulu, HI

Tank #16 - Quadrant D Flaws 481-482

TANK #16 - QUADRANT D FLAWS 481-482

**Nominal Plate Thickness: 0.250"*

Date Inspected/Confirmed: 1/10/2006

Tank Section: Upper Dome

Quadrant: D

Course: A

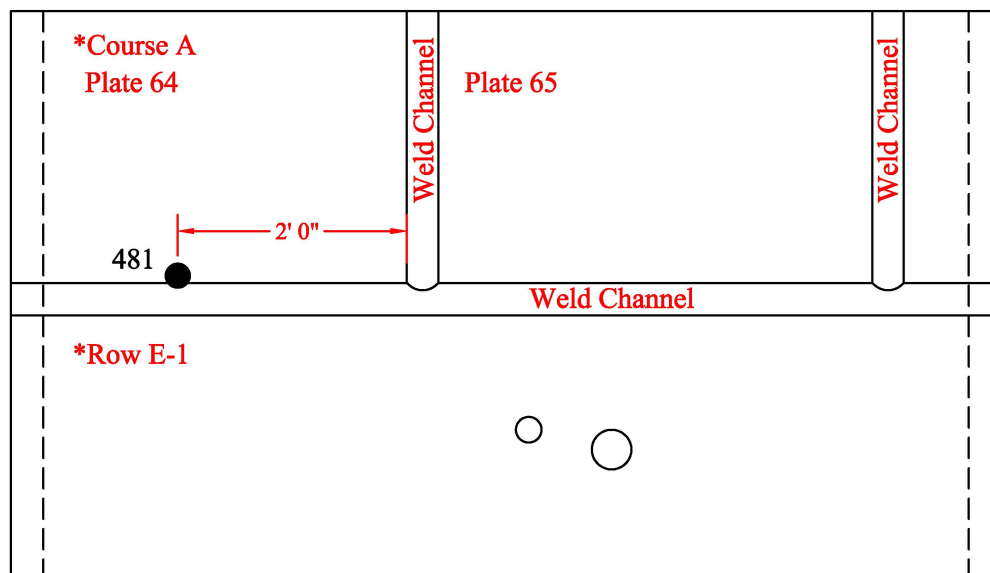
Plate #: 64

Thickness:

481 - Pinhole 1/32"Ø

Inappropriate surface conditions

Shear Wave Testing not feasible



Tank Section: Extension

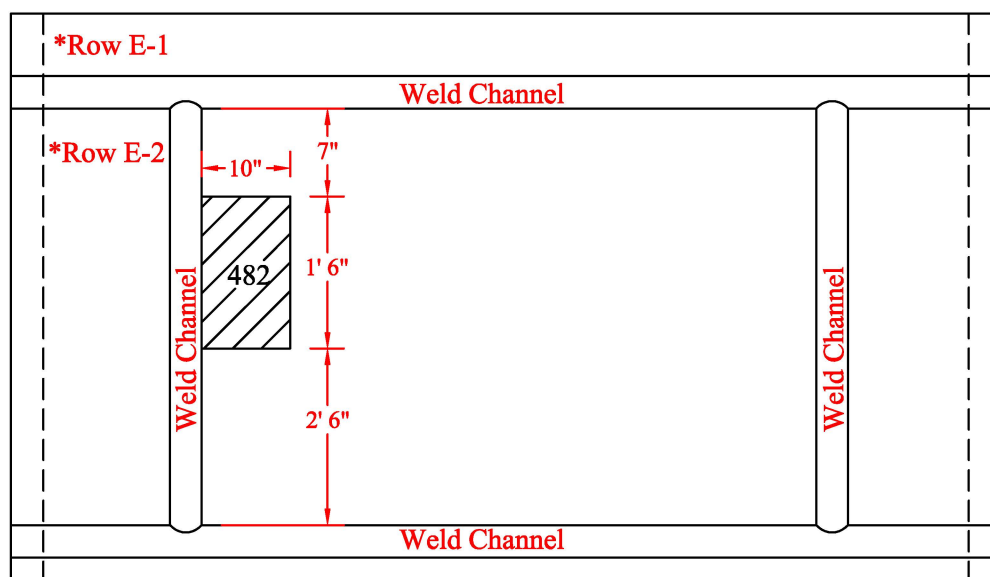
Quadrant: D

Vertical Drop #: 16

Row #: E-2

Thickness:

482 - UC 0.120"



* Hidden lines represent left/right edges of each vertical drop which was the most effective testing approach for the barrel/extension of Tank #16.

Drawing is not to scale

3.0 TANK MAPS

Weston Solutions, Inc.

Honolulu, HI

Tank #16 - Quadrant D Flaws 483-486

TANK #16 - QUADRANT D FLAWS 483-486

**Nominal Plate Thickness: 0.250"*

Date Inspected/Confirmed: 1/10/2006

Tank Section: Extension

Quadrant: D

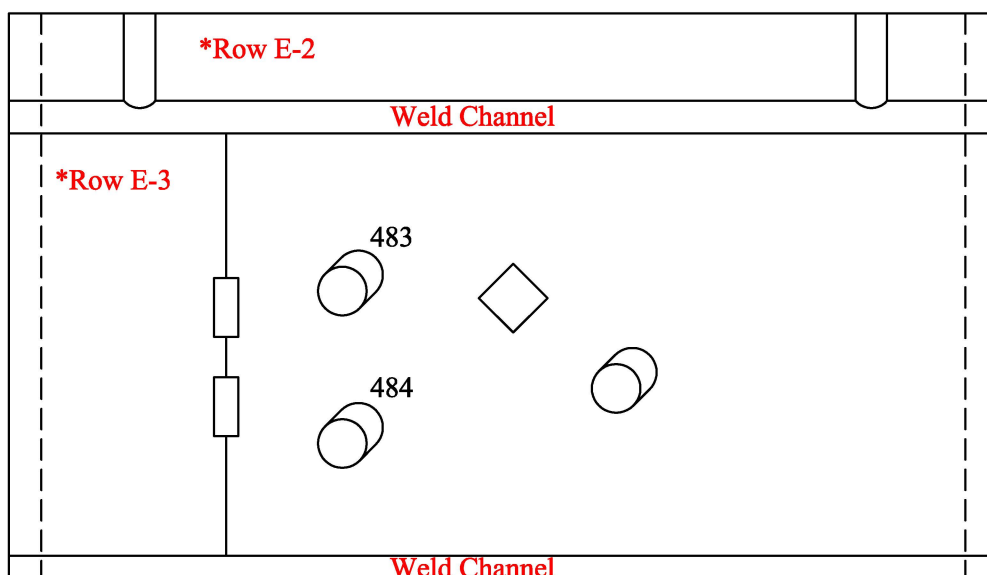
Vertical Drop #: 16

Row #: E-3

Thickness:

483 - UC Nozzle 0.210"

484 - UC Nozzle 0.200"



Tank Section: Extension

Quadrant: D

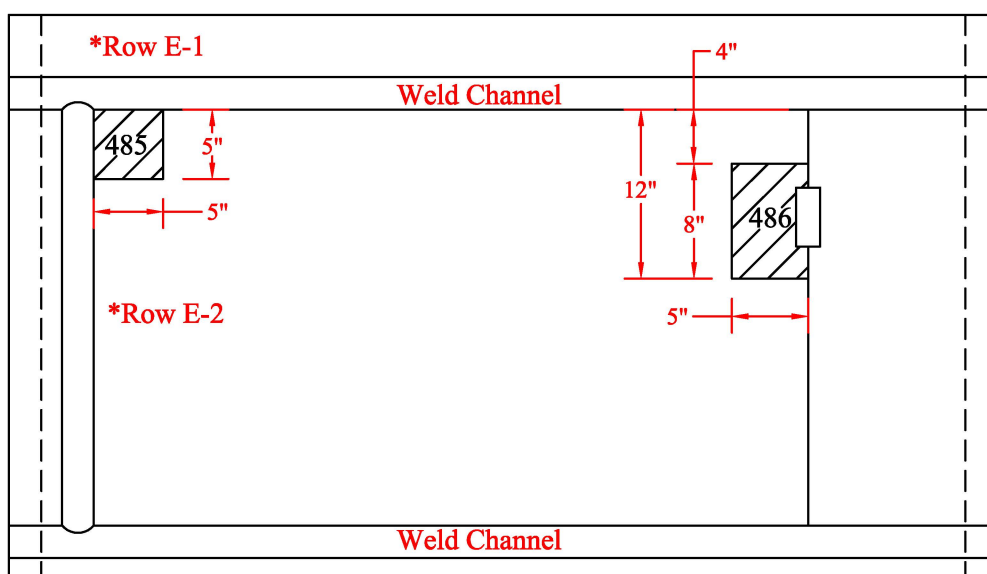
Vertical Drop #: 17

Row #: E-2

Thickness:

485 - UC 0.195"

486 - UC 0.190"



* Hidden lines represent left/right edges of each vertical drop which was the most effective testing approach for the barrel/extension of Tank #16.

Drawing is not to scale

TANK #16 - QUADRANT D FLAWS 487

****Nominal Plate Thickness: 0.250"***

Date Inspected/Confirmed: 1/10/2006

Tank Section: Upper Dome

Quadrant: D

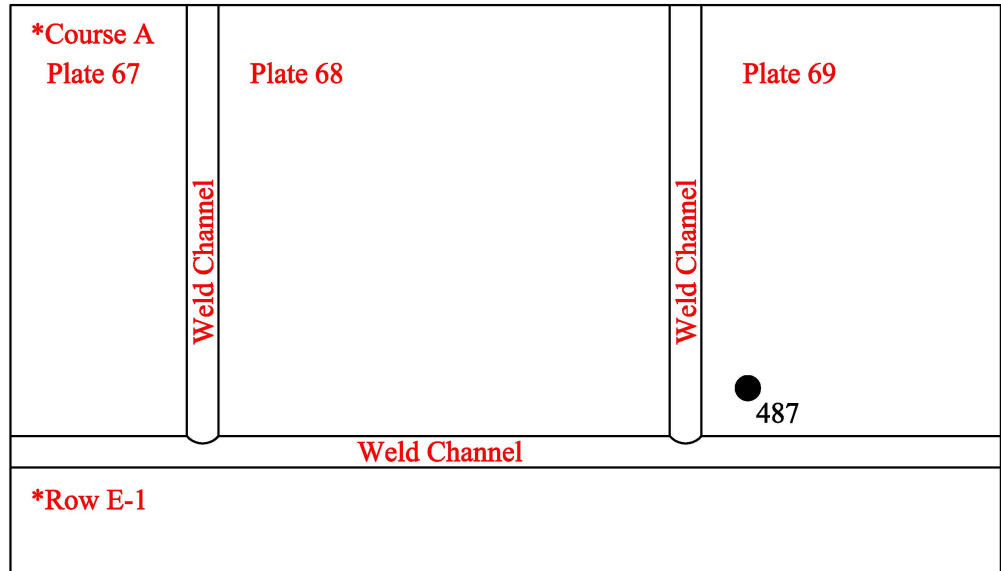
Course: A

Plate #: 69

Thickness:

487 - TS Pitting

Remaining: 0.150"



Drawing is not to scale

3.0 TANK MAPS

Weston Solutions, Inc.

Honolulu, HI

Tank #16 - Quadrant D Flaws 488-489

TANK #16 - QUADRANT D FLAWS 488-489

**Nominal Plate Thickness: 0.250"*

Date Inspected/Confirmed: 1/11/2006

Tank Section: Upper Dome

Quadrant: D

Course: A/B

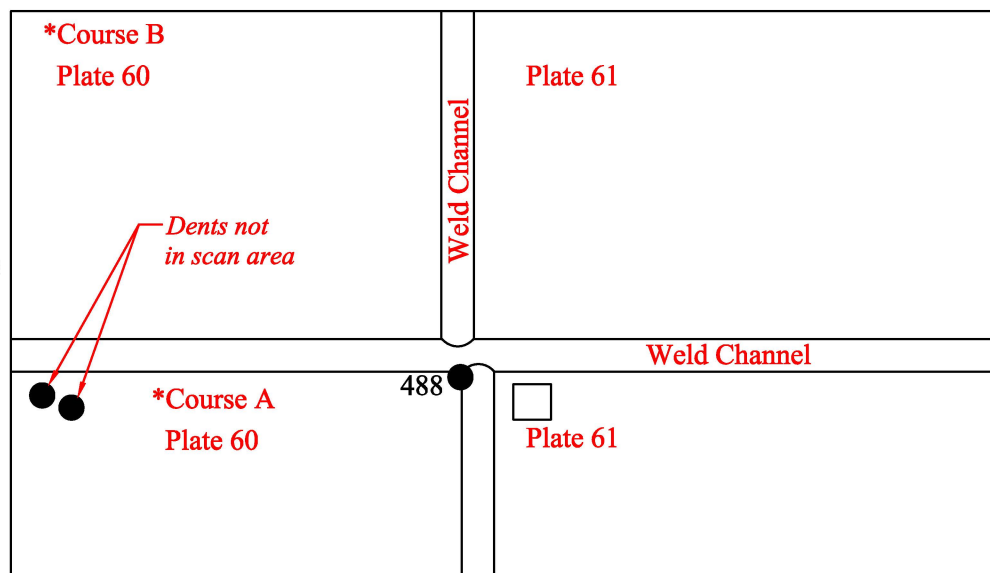
Plate #: 60-61

Thickness:

488 - Pinhole 1/32"Ø

Inappropriate surface conditions

Shear Wave Testing not feasible



Tank Section: Upper Dome

Quadrant: D

Course: B

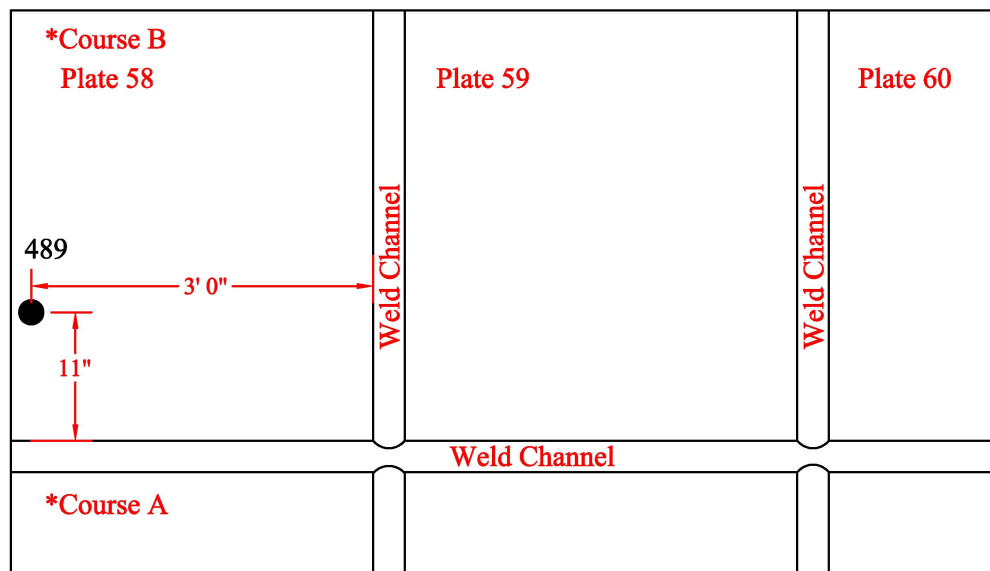
Plate #: 58

Thickness:

489 - TS Pitting &

Pinhole 1/32"Ø

Remaining: 0.130"



Drawing is not to scale

3.0 TANK MAPS

Weston Solutions, Inc.

Honolulu, HI

Tank #16 - Quadrant C/D Flaws 517-520

TANK #16 - QUADRANT C/D FLAWS 517-520

**Nominal Plate Thickness: 0.250"*

Date Inspected/Confirmed: 1/12/2006

Tank Section: Upper Dome

Quadrant: D

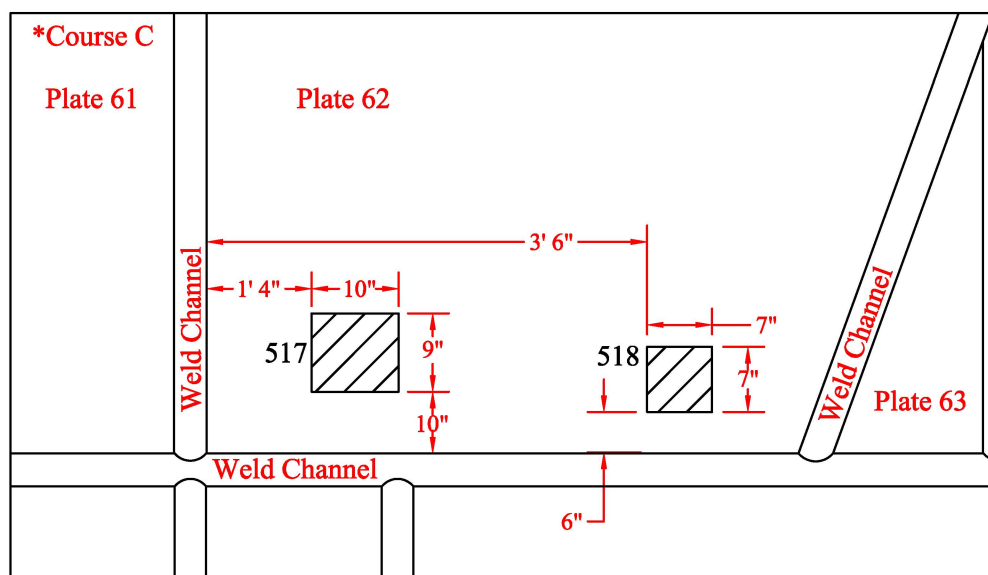
Course: C

Plate #: 62

Thickness:

517 - UC 0.140"

518 - UC 0.140"



Tank Section: Upper Dome

Quadrant: D

Course: C

Plate #: 46

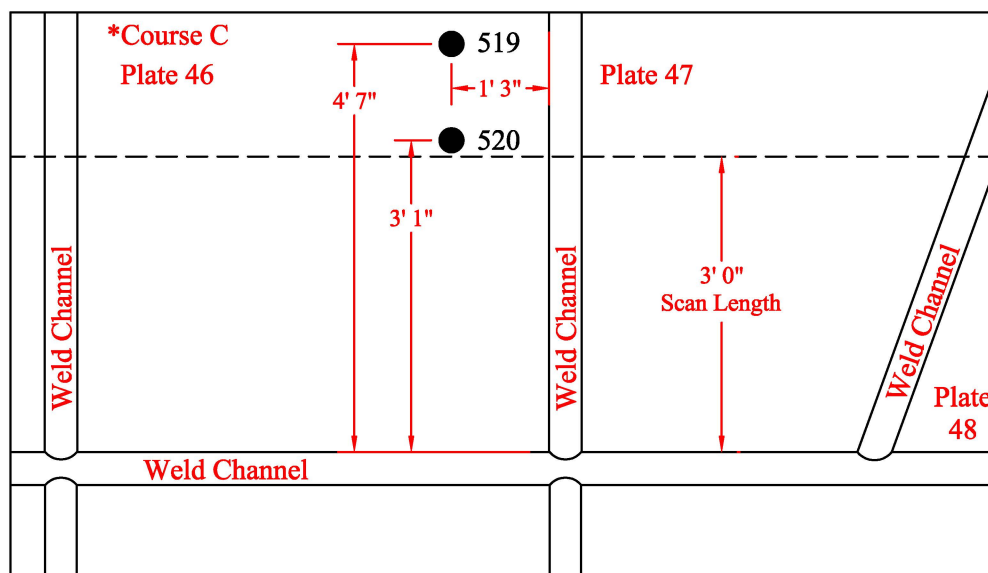
Thickness:

519 - Pinhole 1/32"Ø

Remaining: 0.200"

520 - TS Gouge

Remaining: 0.150"



Drawing is not to scale

3.0 TANK MAPS

Weston Solutions, Inc.

Honolulu, HI

Tank #16 - Upper Dome Course F

Ultrasonic Testing Survey

Date Inspected/Confirmed: 1/16/2006

TANK #16 - Upper Dome Course F (U.T. Survey)

**Nominal Plate Thickness: 0.250"*

Tank Section:

Quadrant:

Vertical Drop #:

Row #:

Thickness:

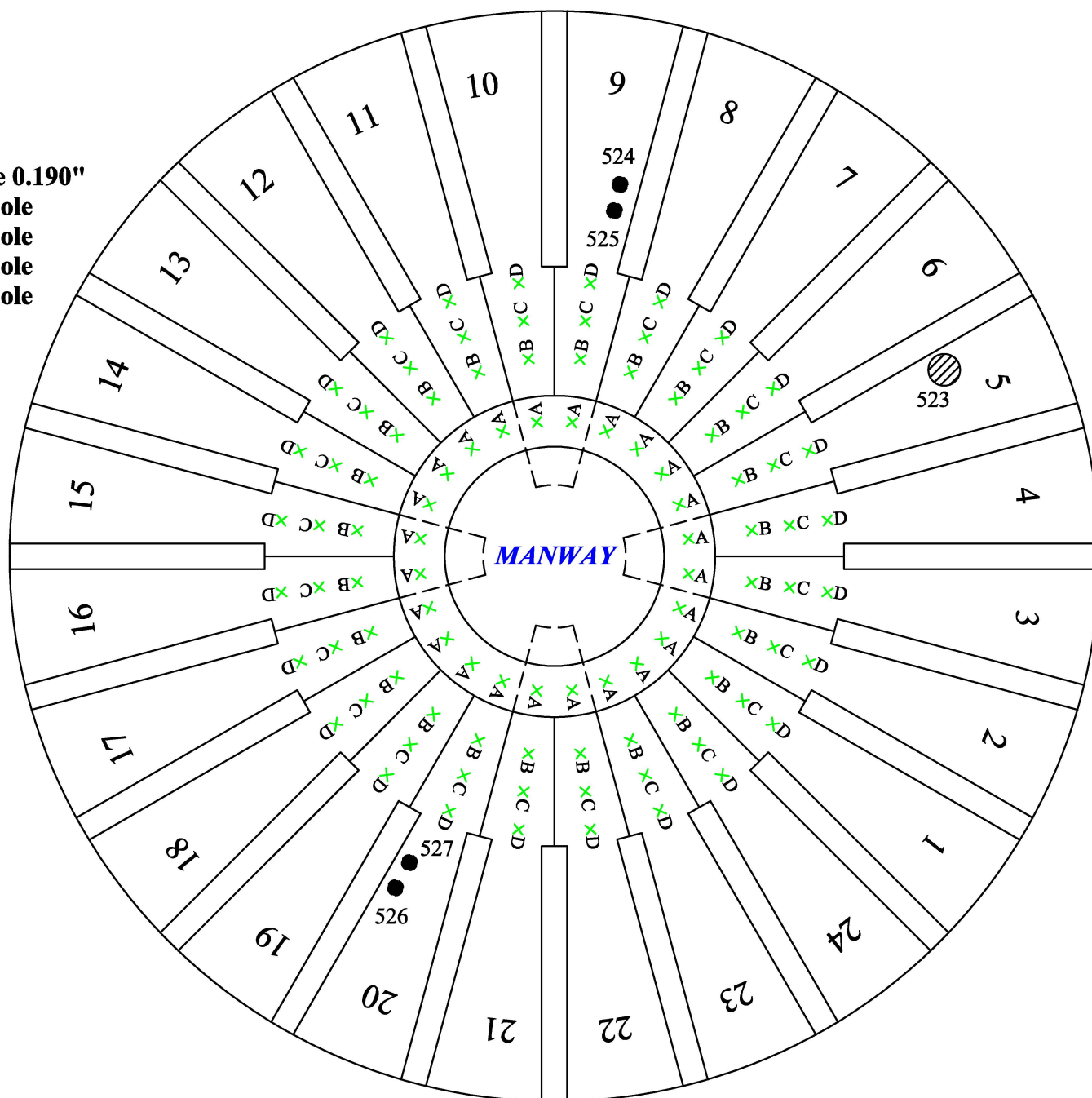
523 - UC Nozzle 0.190"

524 - Through hole

525 - Through hole

526 - Through hole

527 - Through hole



**Note: The U.T. Survey points on each plate in Course F of the Upper Dome were reachable from the gallery and are consequently close to the inside edge of each plate even though the pictorial representation above exaggerates the distance from the manway for illustration purposes.*

LEGEND

x Ultrasonic Testing Survey Point

3.0 TANK MAPS

Weston Solutions, Inc.

Honolulu, HI

Tank #16 - Upper Dome Course F

Ultrasonic Testing Survey

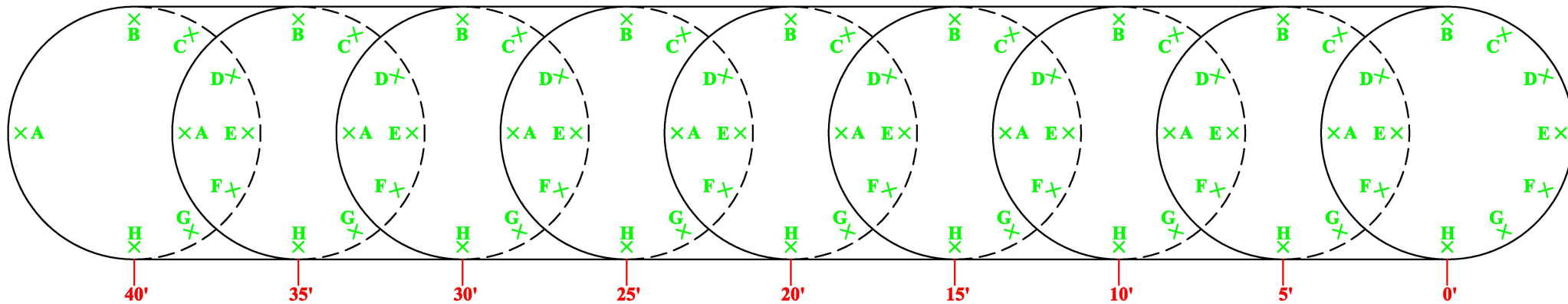
U.T. Thickness Measurements of Upper Dome Course F

Plate #	A	B	C	D
1	0.270"	0.254"	0.244"	0.255"
2	0.267"	0.266"	0.267"	0.259"
3	*0.388"	0.260"	0.265"	0.253"
4	0.269"	0.272"	0.249"	0.260"
5	0.267"	0.271"	0.275"	0.255"
6	0.272"	0.250"	0.269"	0.277"
7	0.265"	0.257"	0.265"	0.271"
8	*0.379"	0.258"	0.271"	0.255"
9	*0.386"	0.257"	0.257"	0.278"
10	0.274"	0.254"	0.260"	0.255"
11	0.257"	0.279"	0.262"	0.260"
12	0.265"	0.278"	0.255"	0.257"
13	0.264"	0.274"	0.273"	0.245"
14	*0.393"	0.266"	0.250"	0.260"
15	0.260"	0.274"	0.271"	0.255"
16	0.258"	0.260"	0.250"	0.255"
17	0.260"	0.276"	0.274"	0.250"
18	0.266"	0.271"	0.267"	0.265"
19	0.271"	0.270"	0.272"	0.274"
20	0.266"	0.265"	0.272"	0.266"
21	*0.383"	0.252"	0.254"	0.240"
22	0.272"	0.249"	0.250"	0.244"
23	0.270"	0.251"	0.251"	0.245"
24	0.262"	0.252"	0.263"	0.250"

* Measurements were taken through addition plate on the bottom of the dome

- Two pin holes in the weld between plates 1&2
- Furthest nozzle from center measured 0.190"

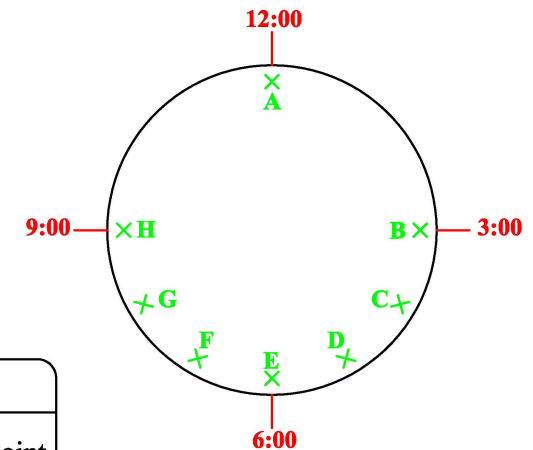
TANK #16 - 32" FUEL PIPE NOZZLE (U.T. Survey)



U.T. Thickness Measurements

	A	B	C	D	E	F	G	H
0'	0.380"	0.380"	0.384"	0.379"	0.379"	0.382"	0.376"	0.376"
5'	0.400"	0.372"	0.390"	0.390"	0.389"	0.398"	0.396"	0.399"
10'	0.400"	0.382"	0.396"	0.388"	0.395"	0.399"	0.398"	0.399"
15'	0.400"	0.382"	0.400"	0.390"	0.395"	0.400"	0.399"	0.400"
20'	0.400"	0.385"	0.400"	0.400"	0.399"	0.400"	0.400"	0.400"
25'	0.392"	0.400"	0.400"	0.392"	0.402"	0.400"	0.400"	0.400"
30'	0.400"	0.400"	0.399"	0.403"	0.404"	0.402"	0.398"	0.400"
35'	0.400"	0.399"	0.400"	0.402"	0.399"	0.400"	0.404"	0.390"
40'	0.382"	0.402"	0.398"	0.390"	0.397"	0.404"	0.398"	0.400"

Orientation

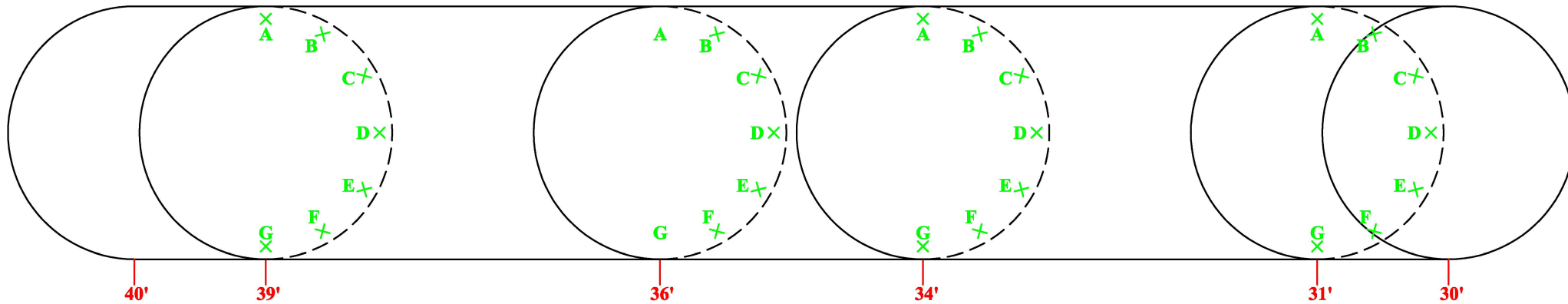


LEGEND

X Ultrasonic Testing Survey Point

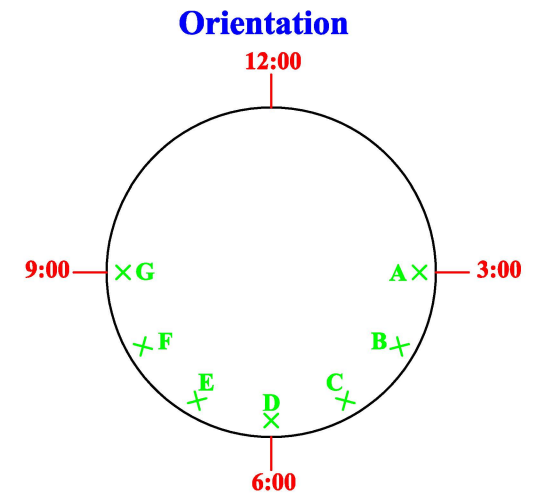
Drawing is not to scale

TANK #16 - 32" FUEL PIPE NOZZLE (U.T. Survey)



U.T. Thickness Measurements

	A	B	C	D	E	F	G
31'	0.396"	0.393"	0.397"	0.399"	0.415"	0.409"	0.404"
34'	0.382"	0.384"	0.389"	0.384"	0.389"	0.385"	0.383"
36'	0.386"	0.385"	0.383"	0.380"	0.383"	0.376"	0.387"
39'	0.377"	0.386"	0.377"	0.387"	0.391"	0.384"	0.387"



LEGEND

X Ultrasonic Testing Survey Point

Drawing is not to scale

4.0 PLATE TEST SUMMARY

Weston Solutions, Inc.

Honolulu, HI

Tank #16

Flaw No.	Tank Section	Quad	Row / Course	Plate / Vertical Drop	Description of Flaw / Defect	Remaining Thickness
1	Lower Dome	DA	LD 1	1 & 44	Underside Corrosion	0.190
2	Lower Dome	A	LD 1	3 & 4	Underside Corrosion	0.085
3	Lower Dome	A	LD 1	10 & 11	LOF/Crack	
4	Lower Dome	B	LD 1	15 & 16	Porosity	0.180
5	Lower Dome	B	LD 1	19 & 20	Porosity	0.150
6	Lower Dome	B	LD 1	20 & 21	Porosity	0.180
7	Lower Dome	B	LD 1	21 & 22	Porosity	0.200
8	Lower Dome	BC	LD 1	22 & 23	Stockside Gouge	0.180
9	Lower Dome	C	LD 1	24 & 25	Porosity	0.120
10	Lower Dome	C	LD 1	25 & 26	Porosity	0.120
11	Lower Dome	C	LD 1	26	Porosity	0.125
12	Lower Dome	C	LD 1	27	Porosity	0.125
13	Lower Dome	C	LD 1	27 & 28	Porosity	0.150
14	Lower Dome	C	LD 1	29 & 30	Porosity	0.070
15	Lower Dome	C	LD 1	30 & 31	Porosity	0.100
16	Lower Dome	A	LD 1	7	Underside Corrosion	0.210
17	Lower Dome	A	LD 1	8	Stockside Gouge	
18	Lower Dome	C	LD 1	32 & 33	Underside Corrosion	0.170
19	Lower Dome	D	LD 1	34 & 35	LOP	0.210
20	Lower Dome	D	LD 1	35 & 36	LOF/LOP	0.160
21	Lower Dome	D	LD 1	36 & 37	LOF/LOP	0.150
22	Lower Dome	B	LD 1	21 & 22	LOF	0.090
23	Lower Dome	B/C	LD 1	22 & 23	Underside Corrosion	0.230
24	Lower Dome	B/C	LD 1	22 & 23	Porosity	0.190
25	Lower Dome	C	LD 1	24 & 25	Porosity	0.090
26	Lower Dome	C	LD 1	30 & 31	Stockside Gouge	0.210
27	Lower Dome	D	LD 1	35	LOF	0.150
28	Lower Dome	D	LD 1	35	Underside Corrosion	0.230
29	Bottom	Bottom		3 & 2	LOF	0.070
30	Lower Dome	B	LD 4	24	Porosity	0.200
31	Lower Dome	A	LD 4	13	Porosity	0.175
32	Lower Dome	A	LD 4	11 & 12	Porosity	0.190
33	Lower Dome	A	LD 4	8	Porosity	0.205
34	Lower Dome	A	LD 4	9	Porosity	
35	Lower Dome	D	LD 3	43 & 44	Porosity	
36	Lower Dome	C	LD 4	40	Underside Corrosion	0.190
37	Lower Dome	C	LD 4	35	Stockside Pit	0.190
38					No Flaw	
39					No Flaw	
40					No Flaw	
41					No Flaw	
42	Barrel	U-Cat	24		Porosity	0.210
43	Barrel	U-Cat	24		Porosity	0.220
44					No Flaw	

4.0 PLATE TEST SUMMARY

Weston Solutions, Inc.

Honolulu, HI

Tank #16

Flaw No.	Tank Section	Quad	Row / Course	Plate / Vertical Drop	Description of Flaw / Defect	Remaining Thickness
45					No Flaw	
46					No Flaw	
47					No Flaw	
48					No Flaw	
49	Barrel	A	15	1	Porosity	0.190
50	Barrel	A	5	1	Porosity	0.210
51	Barrel	A	5	1	Porosity	0.190
52	Barrel	A	5	1	Porosity	0.180
53	Barrel	A	3	1	Underside Corrosion	0.150
54	Barrel	A	1	1	Porosity	0.190
55	Barrel	A	1	2	Porosity	
56	Barrel	A	1	2	Porosity	
57	Barrel	A	1	2	Underside Corrosion	0.190
58	Barrel	D	28	19	Porosity	0.200
59	Barrel	D	26	19	Porosity	0.180
60					No Flaw	
61					No Flaw	
62	Barrel	D	20 & 21	19	Porosity	0.200
63					No Flaw	
64	Barrel	D	13	19	Porosity	0.170
65	Barrel	D	10 & 11	19	Porosity	0.200
66	Barrel	D	11	19	Porosity	0.160
67	Barrel	D	9 & 10	19	Porosity	0.220
68	Barrel	D	9	19	Porosity	0.210
69	Barrel	A	18 & 19	2	Porosity	0.210
70	Barrel	A	20	2	Porosity	0.205
71	Barrel	A	25	3	Porosity	0.200
72	Barrel	A	23	3	Porosity	0.210
73					No Flaw	
74	Barrel	A	2	3	Porosity	0.210
75	Extension	A	E 4	4	Porosity	0.150
76	Barrel	C	4	1	Underside Corrosion	0.140
77	Barrel	C	6	1	Underside Corrosion	0.150
78	Barrel	C	7	1	Porosity	0.190
79	Barrel	C	9	1	Porosity	0.230
80	Barrel	C	18	1	Porosity	0.220
81	Barrel	C	21	1	Porosity	0.230
82	Barrel	C	23	1	Underside Corrosion	0.130
83	Barrel	C	24	1	Underside Corrosion	0.170
84	Barrel	C	25	1	Porosity	
85	Barrel	C	25	1	Underside Corrosion	0.135
86	Barrel	A	25	4	Porosity	0.190

4.0 PLATE TEST SUMMARY

Weston Solutions, Inc.

Honolulu, HI

Tank #16

Flaw No.	Tank Section	Quad	Row / Course	Plate / Vertical Drop	Description of Flaw / Defect	Remaining Thickness
87	Barrel	A	28	4	Porosity	0.230
88	Barrel	A	28	4	Porosity	0.190
89	Barrel	A	10	4	Porosity	0.230
90	Barrel	A	11	4	Porosity	0.230
91	Barrel	C	27	1	Porosity	0.200
92	Barrel	C	27	1	Porosity	0.190
93	Barrel	C	27	1	Porosity	0.220
94	Barrel	C	27	1	Porosity	0.230
95					No Flaw	
96					No Flaw	
97					No Flaw	
98	Barrel	C	28	2	Porosity	
99	Barrel	C	28	2	Porosity	0.200
100	Barrel	C	26	2	Underside Corrosion	0.130
101	Barrel	C	24	2	Underside Corrosion	0.180
102	Barrel	C	24	2	Underside Corrosion	0.180
103	Barrel	C	24	2	Underside Corrosion	0.120
104	Barrel	C	23	2	Porosity	0.220
105	Barrel	C	22	2	Underside Corrosion	0.120
106	Barrel	C	19	2	Underside Corrosion	0.126
107	Barrel	C	19	2	Underside Corrosion	0.175
108	Barrel	C	18	2	Underside Corrosion	0.180
109	Barrel	C	17	2	Porosity	0.190
110	Barrel	C	16	2	Porosity	0.210
111	Barrel	C	16	2	Underside Corrosion	0.190
112	Barrel	C	14	2	Underside Corrosion	0.090
113	Barrel	C	12	2	Underside Corrosion	0.126
114	Barrel	C	10	2	Underside Corrosion	0.160
115	Barrel	C	9	2	Porosity	
116	Barrel	C	8	2	Porosity	
117	Barrel	C	8	2	Underside Corrosion	0.170
118	Barrel	C	8	2	Underside Corrosion	0.180
119	Barrel	C	5	2	Porosity	
120	Barrel	C	5	2	Underside Corrosion	0.120
121	Barrel	C	4	2	Underside Corrosion	0.180
122	Barrel	C	3	2	Porosity	0.210
123	Barrel	C	3	2	Porosity	0.230
124	Barrel	C	2	2	Porosity	
125	Barrel	C	1	2	Porosity	0.190
126	Extension	C	E 4	2	Underside Corrosion	0.170
127	Extension	C	E 4	3	Underside Corrosion	0.170
128	Extension	C	E 4	3	Porosity	0.200
129	Barrel	A	4	6	Porosity	0.225

4.0 PLATE TEST SUMMARY

Weston Solutions, Inc.

Honolulu, HI

Tank #16

Flaw No.	Tank Section	Quad	Row / Course	Plate / Vertical Drop	Description of Flaw / Defect	Remaining Thickness
130	Barrel	A	28	7	Underside Corrosion	0.190
131	Barrel	A	4	5	Underside Corrosion	0.190
132	Barrel	A	4	5	Underside Corrosion	0.210
133	Barrel	A	2	5	Porosity	0.220
134	Barrel	A	2	5	Porosity	0.220
135	Barrel	C	6	3	Porosity	0.200
136	Barrel	C	7	3	Porosity	0.190
137	Barrel	C	7	3	Porosity	0.180
138	Barrel	C	10	3	Porosity	0.190
139	Barrel	C	10	3	Porosity	0.170
140	Barrel	C	11	3	Underside Corrosion	0.200
141	Barrel	C	11	3	Porosity	0.180
142	Barrel	C	15	3	Porosity	0.190
143	Barrel	C	23	3	Topside Gouge	0.200
144	Barrel	C	23	3	Porosity	0.230
145	Barrel	C	27	3	Porosity	0.200
146	Barrel	C	27	4	Porosity	0.200
147	Barrel	C	12	4	Porosity	0.200
148	Barrel	C	7	4	Porosity	0.190
149	Barrel	C	5	4	Porosity	0.200
150	Extension	C	E 4	5	Porosity	0.190
151	Extension	C	E 4	5	Stockside Pit	0.200
152	Barrel	C	1	5	Porosity	0.190
153	Barrel	C	9	5	Porosity	0.220
154	Barrel	C	9	5	Porosity	0.200
155	Barrel	C	17	5	Porosity	0.230
156	Barrel	C	17	5	Porosity	0.220
157	Barrel	C	24	5	Porosity	0.190
158	Barrel	C	24	5	Porosity	0.190
159	Barrel	C	28	5	Porosity	0.215
160	Barrel	C	26	6	Porosity	0.190
161	Barrel	C	26	6	Porosity	0.170
162	Barrel	A	2	7	Porosity	
163	Barrel	A	2	7	Porosity	0.210
164	Barrel	A	1	7	Stockside Gouge	0.150
165	Barrel	A	1	8	Stockside Gouge	0.200
166	Barrel	A	6	8	Porosity	0.210
167	Barrel	A	6	8	Porosity	0.230
168	Barrel	A	12	8	Porosity	0.225
169	Barrel	A	28	8	Porosity	0.200
170	Barrel	A	27	9	Porosity	0.220
171	Barrel	A	25	9	Porosity	0.190
172	Barrel	A	23	9	Porosity	
173					No Flaw	

4.0 PLATE TEST SUMMARY

Weston Solutions, Inc.

Honolulu, HI

Tank #16

Flaw No.	Tank Section	Quad	Row / Course	Plate / Vertical Drop	Description of Flaw / Defect	Remaining Thickness
174	Barrel	C	19	6	Porosity	0.220
175	Barrel	C	18	6	Porosity	0.190
176	Barrel	C	16	6	Topside Pit	0.200
177	Barrel	C	16	6	Underside Corrosion	0.186
178	Barrel	C	15	6	Porosity	0.190
179	Barrel	C	12	6	Porosity	
180	Barrel	C	7	6	Porosity	0.200
181	Barrel	C	7	6	Porosity	0.190
182	Extension	C	E 4	6	Underside Corrosion	0.200
183	Barrel	C	17	7	Porosity	
184	Barrel	C	17	7	Porosity	0.210
185	Barrel	C	22	7	Porosity	0.190
186	Barrel	C	22	7	Porosity	0.190
187	Barrel	C	22	7	Underside Corrosion	0.155
188	Barrel	C	23	7	Porosity	0.190
189	Barrel	C	23	7	Porosity	
190	Barrel	C	25	7	Underside Corrosion	0.160
191	Barrel	C	25	7	Porosity	0.210
192	Barrel	C	25	7	Porosity	0.200
193	Barrel	C	26	7	Porosity	0.230
194	Barrel	C	26	7	Porosity	
195	Barrel	C	28	7	Porosity	0.210
196					No Flaw	
197	Barrel	A	18	9	Porosity	0.230
198	Barrel	A	15	9	Porosity	0.180
199	Barrel	A	7	9	Porosity	0.210
200	Barrel	A	6	9	Porosity	0.185
201	Barrel	A	4	9	Porosity	0.190
202	Barrel	A	3	9	Underside Corrosion	0.170
203	Barrel	A	2	9	Underside Corrosion	0.110
204	Barrel	A	2	9	Underside Corrosion	0.210
205	Barrel	A	1	9	Underside Corrosion	0.150
206	Barrel	A	1	9	Porosity	0.200
207	Barrel	B	2	10	Porosity	0.215
208	Barrel	B	3	10	Porosity	0.205
209	Barrel	B	4	10	Porosity	0.200
210	Barrel	B	21	10	Porosity	0.190
211	Barrel	B	4	11	Porosity	0.190
212	Barrel	B	2	11	Porosity	0.200
213	Barrel	B	1	12	Underside Corrosion	0.120
214	Barrel	B	2	12	Porosity	0.215
215	Barrel	B	5	12	Porosity	0.225
216	Barrel	B	5 & 6	12	Porosity	0.180
217	Barrel	B	6	12	Porosity	0.205

4.0 PLATE TEST SUMMARY

Weston Solutions, Inc.

Honolulu, HI

Tank #16

Flaw No.	Tank Section	Quad	Row / Course	Plate / Vertical Drop	Description of Flaw / Defect	Remaining Thickness
218	Barrel	B	8	12	Porosity	0.190
219	Barrel	B	11	12	Porosity	0.210
220	Extension	C	E 4	8	Porosity	0.220
221	Extension	C	E 4	8	Porosity	0.220
222	Extension	C	E 4	8	Porosity	0.190
223	Barrel	C	1	8	Porosity	0.200
224	Barrel	C	3	8	Porosity	0.220
225	Barrel	C	9	8	Underside Corrosion	0.140
226	Barrel	C	12	8	Porosity	0.190
227	Barrel	C	13	8	Porosity	
228	Barrel	C	18	8	Underside Corrosion	0.160
229	Barrel	C	18	8	Underside Corrosion	0.200
230	Barrel	C	24	8	Porosity	0.220
231	Barrel	C	24	8	Porosity	0.190
232	Barrel	C	24	8	Porosity	0.190
233	Barrel	C	26	8	Porosity	0.210
234	Barrel	C	26	8	Topside Pit	0.210
235	Barrel	C	8	9	Porosity	0.160
236	Barrel	C	8	9	Porosity	0.200
237	Barrel	C	22	9	Porosity	0.175
238					No Flaw	
239	Barrel	C	24	9	Porosity	0.165
240	Barrel	C	24	9	Topside Gouge	0.150
241	Barrel	C	24	9	Underside Corrosion	0.180
242	Barrel	C	26	9	Porosity	0.170
243	Barrel	D	28	10	Topside Gouge	0.200
244	Barrel	B	23 & 24	13	Porosity	0.215
245	Barrel	B	22	13	Porosity	0.170
246	Barrel	B	3	13	Underside Corrosion	0.210
247	Barrel	B	1 & 2	13	Porosity	0.180
248	Extension	B	E 4	14	Porosity	0.205
249	Extension	B	E 4	14	Underside Corrosion	0.210
250	Barrel	B	2	14	Underside Corrosion	0.210
251	Barrel	B	2	14	Underside Corrosion	0.210
252	Barrel	B	3	14	Porosity	0.205
253	Barrel	B	3	14	Porosity	0.190
254	Barrel	B	3	14	Porosity	0.180
255	Barrel	B	4	14	Underside Corrosion	0.200
256	Barrel	B	5	14	Porosity	0.215
257	Barrel	B	13	14	Porosity	0.185
258	Barrel	D	27	10	Porosity	0.170
259	Barrel	D	21	10	Porosity	0.180
260	Barrel	D	20	10	Porosity	0.220
261	Barrel	D	18	10	Porosity	0.180

4.0 PLATE TEST SUMMARY

Weston Solutions, Inc.

Honolulu, HI

Tank #16

Flaw No.	Tank Section	Quad	Row / Course	Plate / Vertical Drop	Description of Flaw / Defect	Remaining Thickness
262	Barrel	D	18	10	Porosity	0.230
263	Barrel	D	17	10	Porosity	0.175
264	Barrel	D	12	10	Porosity	0.210
265	Barrel	D	12	10	Porosity	0.190
266	Barrel	D	12	10	Porosity	0.160
267	Barrel	D	12	10	Porosity	0.180
268	Barrel	D	11	10	Porosity	0.140
269					No Flaw	
270	Barrel	D	10	10	Porosity	0.180
271	Barrel	D	8	10	Porosity	0.200
272	Barrel	D	1 & 2	10	Porosity	0.225
273	Barrel	D	1 & 2	10	Porosity	0.190
274	Barrel	D	1	10	Porosity	0.190
275	Extension	D	E 4	10	Porosity	0.200
276	Extension	D	E 4	10	Porosity	0.200
277	Extension	D	E 4	10	Porosity	0.220
278	Barrel	D	1	11	Underside Corrosion	0.200
279	Barrel	D	8	11	Porosity	0.200
280	Barrel	D	16	11	Porosity	
281	Barrel	D	18	11	Porosity	
282	Barrel	D	18	11	Porosity	0.180
283	Barrel	D	27	11	Porosity	
284	Barrel	D	27	11	Porosity	0.190
285	Barrel	D	27 & 28	11	Porosity	0.200
286	Barrel	D	1	12	Porosity	0.180
287	Barrel	D	1	12	Underside Corrosion	0.200
288	Barrel	D	1	12	Underside Corrosion	0.170
289	Barrel	D	6	12	Porosity	0.200
290	Barrel	D	23	12	Porosity	0.180
291	Barrel	D	27	12	Porosity	0.190
292	Barrel	D	26	13	Porosity	0.200
293	Barrel	D	26	13	Porosity	0.190
294	Barrel	D	26	13	Topside Pit	0.210
295	Barrel	D	25	13	Porosity	0.210
296	Barrel	D	25	13	Porosity	0.210
297	Barrel	D	24	13	Porosity	0.200
298	Barrel	D	24	13	Porosity	0.190
299	Barrel	D	15	13	Porosity	0.190
300	Barrel	B	21	15	Porosity	0.180
301					No Flaw	
302	Barrel	B	13	15	Porosity	0.215
303	Barrel	B	10	15	Porosity	0.175
304	Barrel	B	8	15	Underside Corrosion	0.170
305	Barrel	B	7	15	Porosity	0.165

4.0 PLATE TEST SUMMARY

Weston Solutions, Inc.

Honolulu, HI

Tank #16

Flaw No.	Tank Section	Quad	Row / Course	Plate / Vertical Drop	Description of Flaw / Defect	Remaining Thickness
306	Barrel	B	4	15	Porosity	0.210
307	Barrel	B	2	16	Porosity	0.220
308	Barrel	B	5	16	Porosity	0.185
309	Barrel	B	5	16	Porosity	0.220
310	Barrel	B	10	16	Porosity	0.205
311	Barrel	B	10	16	Porosity	0.220
312	Barrel	B	11	16	Porosity	0.220
313	Barrel	B	15	16	Porosity	0.200
314	Barrel	B	25	16	Porosity	0.215
315	Barrel	B	24	17	Underside Corrosion	0.190
316	Barrel	B	10 & 11	17	Porosity	0.185
317	Barrel	B	8	17	Porosity	0.210
318	Barrel	B	7	17	Porosity	0.215
319	Barrel	B	6	17	Porosity	0.200
320	Barrel	B	4	17	Porosity	
321	Barrel	B	2	17	Undercut	0.175
322	Barrel	B	2	18	Underside Corrosion	0.150
323	Barrel	B	6 & 7	18	Porosity	0.175
324	Barrel	B	11	18	Underside Corrosion	0.100
325	Barrel	D	12	13	Porosity	0.230
326	Barrel	D	12	13	Porosity	0.160
327	Barrel	D	9	13	Porosity	0.180
328	Barrel	D	6	13	Porosity	0.190
329	Barrel	D	2	13	Topside Pit	0.200
330	Barrel	D	1	13	Porosity	0.220
331	Barrel	D	1	13	Topside Pit	0.200
332	Extension	D	E-4	13	Topside Pit	0.200
333	Extension	D	E-4	13	Underside Corrosion	0.190
334	Barrel	D	4	14	Porosity	0.210
335	Barrel	D	4	14	Porosity	0.210
336	Barrel	D	18	14	Porosity	0.190
337	Barrel	D	23	14	Porosity	0.190
338	Barrel	D	26	14	Porosity	0.190
339	Barrel	D	9	15	Porosity	0.190
340	Barrel	D	2	15	Porosity	
341	Barrel	D	2	15	Porosity	0.180
342	Barrel	D	10	16	Porosity	
343	Barrel	D	23	16	Porosity	0.185
344	Barrel	D	28	17	Topside Pit	0.200
345	Barrel	D	26	17	Porosity	0.190
346	Barrel	B	17	18	Porosity	0.215
347	Barrel	B	17	18	Porosity	0.180
348	Barrel	B	20	18	Porosity	0.225
349	Barrel	B	24	18	Porosity	0.190

4.0 PLATE TEST SUMMARY

Weston Solutions, Inc.

Honolulu, HI

Tank #16

Flaw No.	Tank Section	Quad	Row / Course	Plate / Vertical Drop	Description of Flaw / Defect	Remaining Thickness
350	Barrel	B	25	19	Porosity	0.190
351	Barrel	B	25	19	Porosity	0.190
352	Barrel	B	11	19	Porosity	
353	Barrel	B	9	19	Underside Corrosion	0.190
354	Barrel	B	9	19	Porosity	
355	Barrel	A	12 & 13	U-cat	Porosity	0.185
356	Barrel	A	7 & 8	U-cat	Porosity	0.190
357	Barrel	A	5	U-cat	Porosity	0.200
358	Barrel	D	1	17	Porosity	0.190
359	Barrel	D	1	17	Underside Corrosion	0.210
360	Extension	D	E-4	18	Porosity	
361	Extension	D	E-4	18	Underside Corrosion	0.130
362	Extension	D	E-4	18	Porosity	0.180
363	Barrel	D	2	18	Porosity	0.200
364	Barrel	D	24	18	Porosity	0.180
365	Extension	C	E-3	1	Underside Corrosion	0.190
366	Extension	C	E-3	1	Underside Corrosion	0.200
367	Extension	C	E-3	2	Porosity	0.180
368	Extension	C	E-3	2	Dent	
369	Extension	C	E-2	2	Dent	
370	Extension	C	E-2	2	Topside Gouge	0.200
371	Extension	C	E-1	2	Dent	
372	Upper Dome	C	A39	2	Dent	
373	Upper Dome	C	A38	2	Dent	
374	Extension	C	E-1	3	Porosity	0.070
375	Extension	C	E-1	3	Underside Corrosion	0.200
376	Extension	B	E-3	18	Underside Corrosion	0.185
377	Extension	B	E-3	17	Underside Corrosion	0.195
378	Extension	B	E-3	17	Porosity	0.180
379	Extension	B	E-2	17	Underside Corrosion	0.190
380	Extension	B	E-2	17	Underside Corrosion	0.200
381	Extension	B	E-2	17	Underside Corrosion	0.140
382	Extension	B	E-2	17	Underside Corrosion	0.190
383	Extension	C	E-3	3	Undercut	
384	Extension	C	E-3	4	Underside Corrosion	0.186
385	Extension	C	E-2	4	Porosity	0.200
386	Extension	C	E-1	4	Porosity	0.180
387	Extension	C	E-1	4	Porosity	0.190
388	Extension	C	E-1	5	Porosity	0.180
389	Extension	C	E-1	5	Porosity	0.180
390	Extension	C	E-1	5	Porosity	0.180
391	Extension	C	E-1	5	Topside Gouge	0.200
392	Extension	C	E-2	5	Topside Gouge	0.200
393	Extension	C	E-2	5	Topside Gouge	0.200

4.0 PLATE TEST SUMMARY

Weston Solutions, Inc.

Honolulu, HI

Tank #16

Flaw No.	Tank Section	Quad	Row / Course	Plate / Vertical Drop	Description of Flaw / Defect	Remaining Thickness
394	Extension	C	E-3	5	Topside Gouge	0.200
395	Extension	C	E-1	6	Underside Corrosion	0.170
396	Extension	C	E-1	6	Porosity	0.200
397	Extension	C	E-1	6	Porosity	0.180
398	Extension	C	E-1	6	Porosity	0.210
399	Extension	C	E-2	6	Dent	0.200
400	Upper Dome	C	A-47	6	Porosity	0.220
401	Upper Dome	C	A-48	7	Porosity	0.220
402	Upper Dome	C	A-48	7	Porosity	0.220
403	Upper Dome	C	A-48	7	Topside Pit	0.200
404	Extension	C	E-1	7	Porosity	0.230
405	Extension	C	E-1	7	Porosity	0.165
406	Extension	C	E-1	7	Porosity	0.185
407	Extension	C	E-1	7	Porosity	0.190
408	Extension	C	E-1	7	Porosity	0.190
409	Extension	C	E-2	7	Underside Corrosion	0.210
410	Extension	C	E-2	7	Underside Corrosion	0.200
411	Extension	C	E-2	7	Underside Corrosion	0.140
412	Extension	C	E-2	8	Porosity	0.230
413	Upper Dome	C	A-49	8	Porosity	
414	Upper Dome	C	A-50	8	Porosity	
415	Upper Dome	C	A-50	8	Porosity	0.230
416	Upper Dome	C	A-50	8	Porosity	0.190
417	Upper Dome	C	A-50	8	Porosity	0.150
418	Upper Dome	C	A-50	8	Topside Pit	0.200
419	Upper Dome	C	A-51	8	Topside Pit	0.200
420	Upper Dome	C	A-52	9	Topside Gouge	0.150
421	Upper Dome	C	A-52	9	Topside Gouge	0.200
422	Extension	C	E-1	9	Porosity	
423	Extension	C	E-2	9	Underside Corrosion	0.140
424	Extension	C	E-2	9	Porosity	0.200
425	Extension	B	E-2	18	Dent	
426	Extension	B	E-2	18	Dent	
427	Extension	B	E-3	16	Underside Corrosion	0.195
428	Extension	B	E-3	16	Underside Corrosion	0.200
429	Extension	B	E-2	14	Underside Corrosion	0.190
430	Extension	B	E-2	14	Underside Corrosion	0.200
431	Extension	B	E-3	14	Underside Corrosion	0.200
432	Extension	B	E-3	14	Underside Corrosion	0.200
433	Extension	B	E-3	14	Underside Corrosion	0.200
434	Extension	B	E-3	12	Dent	
435	Extension	B	E-3	12	Dent	
436	Extension	B	E-3	12	Dent	
437	Extension	B	E-1	11	Porosity	0.205

4.0 PLATE TEST SUMMARY

Weston Solutions, Inc.

Honolulu, HI

Tank #16

Flaw No.	Tank Section	Quad	Row / Course	Plate / Vertical Drop	Description of Flaw / Defect	Remaining Thickness
438	Extension	A	E-3	9	Through Hole	
439	Extension	A	E-2	9	Through Hole	
440	Extension	B	E-2	10	Underside Corrosion	0.170
441	Extension	B	E-2	10	Underside Corrosion	0.190
442	Extension	B	E-3	10	Underside Corrosion	0.180
443	Extension	B	E-3	10	Underside Corrosion	0.160
444	Extension	A	E-3	9	Underside Corrosion	0.090
445	Extension	A	E-3	9	Underside Corrosion	0.160
446	Extension	A	E-3	9	Underside Corrosion	0.170
447	Extension	A	E-3	9	Underside Corrosion	0.120
448	Extension	A	E-3	9	Underside Corrosion	0.120
449	Extension	A	E-3	9	Underside Corrosion	0.180
450	Extension	A	E-3	9	Underside Corrosion	0.190
451	Extension	A	E-3	9	Underside Corrosion	0.180
452	Extension	A	E-3	9	Underside Corrosion	0.150
453	Extension	A	E-3	9	Underside Corrosion	0.160
454	Extension	A	E-3	9	Underside Corrosion	0.190
455	Extension	A	E-3	9	Underside Corrosion	0.120
456	Extension	A	E-3	9	Underside Corrosion	0.160
457	Extension	A	E-3	9	Underside Corrosion	0.180
458	Extension	A	E-3	9	Underside Corrosion	0.175
459	Extension	A	E-2	9	Underside Corrosion	0.150
460	Extension	A	E-2	9	Underside Corrosion	0.150
461	Extension	A	E-2	9	Underside Corrosion	0.200
462	Extension	A	E-2	9	Underside Corrosion	0.120
463	Extension	A	E-1	9	Underside Corrosion	0.160
464	Upper Dome	A	A-15	9	Underside Corrosion	0.200
465	Extension	A	E-2	8	Underside Corrosion	0.200
466	Extension	A	E-2	8	Underside Corrosion	0.190
467	Extension	A	E-2	8	Underside Corrosion	0.190
468	Extension	A	E-2	8	Dent	
469	Extension	A	E-3	8	Underside Corrosion	0.200
470	Extension	C	E-2	10	Underside Corrosion	0.110
471	Extension	C	E-3	10	Underside Corrosion	0.210
472	Extension	C	E-3	10	Underside Corrosion	0.200
473	Extension	D	E-3	11	Underside Corrosion	0.180
474	Extension	D	E-2	11	Topside Gouge	0.200
475	Extension	D	E-3	12	Porosity	
476	Upper Dome	D	A-58	13	Topside Gouge	0.200
477	Upper Dome	D	A-60	14	Porosity	
478	Extension	D	E-2	14	Underside Corrosion	0.180
479	Extension	D	E-2	14	Underside Corrosion	0.210
480	Extension	D	E-2	14	Porosity	0.200
481	Upper Dome	D	A-64	16	Porosity	

4.0 PLATE TEST SUMMARY

Weston Solutions, Inc.

Honolulu, HI

Tank #16

Flaw No.	Tank Section	Quad	Row / Course	Plate / Vertical Drop	Description of Flaw / Defect	Remaining Thickness
482	Extension	D	E-2	16	Underside Corrosion	0.120
483	Extension	D	E-3	16	Underside Corrosion	0.210
484	Extension	D	E-3	16	Underside Corrosion	0.200
485	Extension	D	E-2	17	Underside Corrosion	0.195
486	Extension	D	E-2	17	Underside Corrosion	0.190
487	Upper Dome	D	A-69	18	Topside pit	0.150
488	Upper Dome	D	A/B60/61	14	Porosity	
489	Upper Dome	D	B-58	13	Topside Pit	0.130
490	Upper Dome	C	B-48		Topside Gouge	0.200
491	Upper Dome	C	B-42		Topside Pit	0.180
492	Upper Dome	C	B-42		Topside Pit	0.180
493	Extension	A	E-1	6	Underside Corrosion	0.170
494	Extension	A	E-1	6	Underside Corrosion	0.200
495	Extension	A	E-2	6	Underside Corrosion	0.170
496	Extension	A	E-2	6	Underside Corrosion	0.190
497	Extension	A	E-3	6	Underside Corrosion	0.200
498	Extension	A	E-3	5	Porosity	0.190
499	Extension	A	E-3	5	Underside Corrosion	0.170
500	Extension	A	E-2	4	Topside Gouge	0.190
501	Upper Dome	A	B-4		Underside Corrosion	0.160
502	Upper Dome	A	B-18		Dent	
503	Lower Dome	D	LD 1	43	LOF	0.150
504	Barrel	U-Cat	21 & 22		Porosity	0.200
505	Barrel	U-Cat	3		Underside Corrosion	0.200
506	Barrel	U-Cat	1 & E-4		Porosity	0.190
507	Barrel	C	10	2	Porosity	0.220
508	Barrel	C	8	7	Porosity	0.200
509	Barrel	C	8	8	Porosity	0.220
510					No Flaw	
511	Extension	C	E-1	10	Porosity	0.200
512	Extension	C	E-1	10	Porosity	0.195
513	Upper Dome	C	A-53	10	Porosity	0.100
514	Upper Dome	C	A-54	10	Porosity	
515	Upper Dome	C	A-54	10	Porosity	0.200
516	Upper Dome	C	A-54	10	Topside Gouge	0.200
517	Upper Dome	D	C-62		Underside Corrosion	0.140
518	Upper Dome	D	C-62		Underside Corrosion	0.140
519	Upper Dome	C	C-46		Porosity	0.200
520	Upper Dome	C	C-46		Topside Gouge	0.150
521	Upper Dome	C	D-34		Topside Gouge	0.190
522	Upper Dome	D	D-48		Topside	0.210
523	Upper Dome		F-5		Underside Corrosion	0.190
524	Upper Dome		F-9		Through Hole	
525	Upper Dome		F-9		Through Hole	

4.0 PLATE TEST SUMMARY

Weston Solutions, Inc.

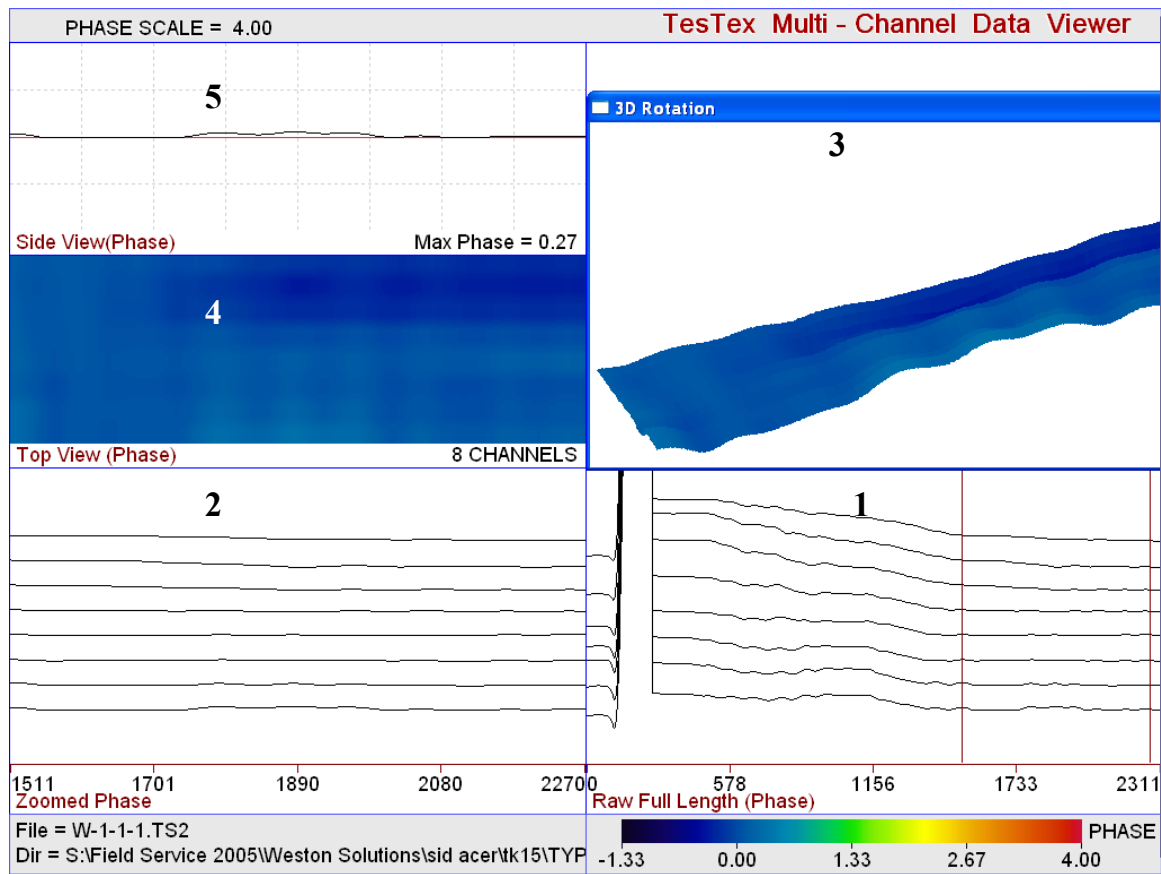
Honolulu, HI

Tank #16

Flaw No.	Tank Section	Quad	Row / Course	Plate / Vertical Drop	Description of Flaw / Defect	Remaining Thickness
526	Upper Dome		F-20		Through Hole	
527	Upper Dome		F-20		Through Hole	
528	Barrel	B	14	7	Pit	
529	Barrel	C	12	7	Undercut	
530	Upper Dome	C	A-47		Pit	
531	Upper Dome	D	60		Dent	

5.0 TYPICAL WAVEFORM

Weston Solutions, Inc.
Honolulu, HI
Tank #16



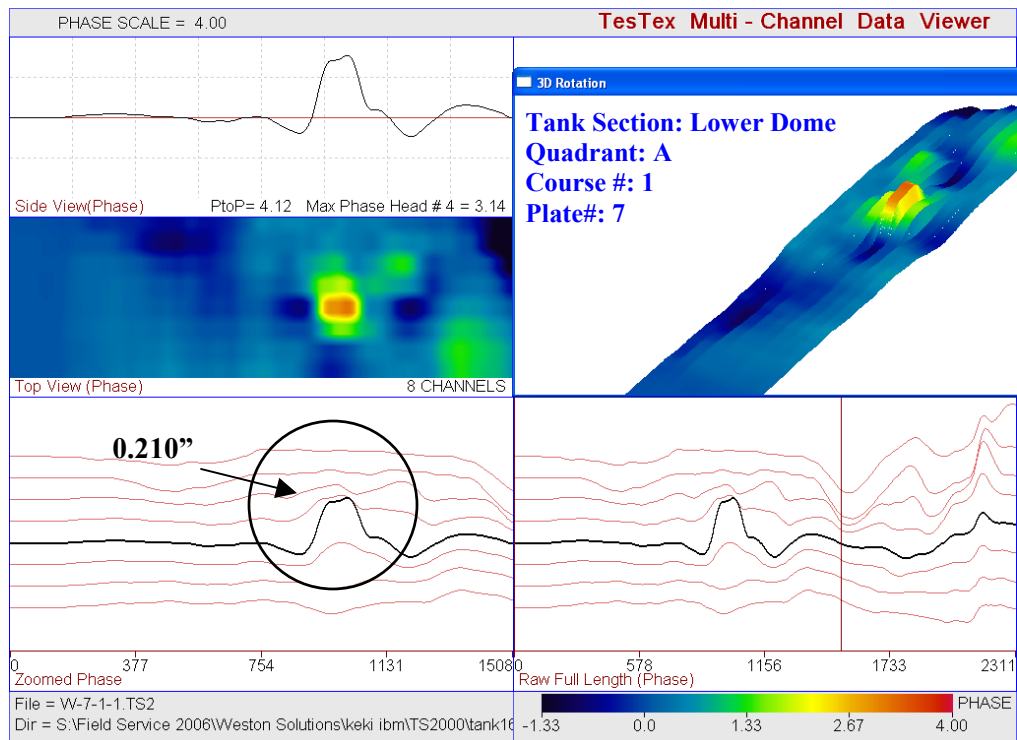
Shown above is a typical **TS-2000** waveform collected from the Barrel of Tank #15. This particular plate exhibits nominal wall thickness.

The **TS-2000** display has 5 windows to facilitate the interpretation of each plate. Window 1 shows raw data from the scanner before the signal is processed or filtered. The 2nd window shows the raw data filtered and processed. The 3rd window shows a 3-D view of the plate. The 4th window shows a topside view of the plate. The 5th window shows the highest and lowest points of the plate baseline.

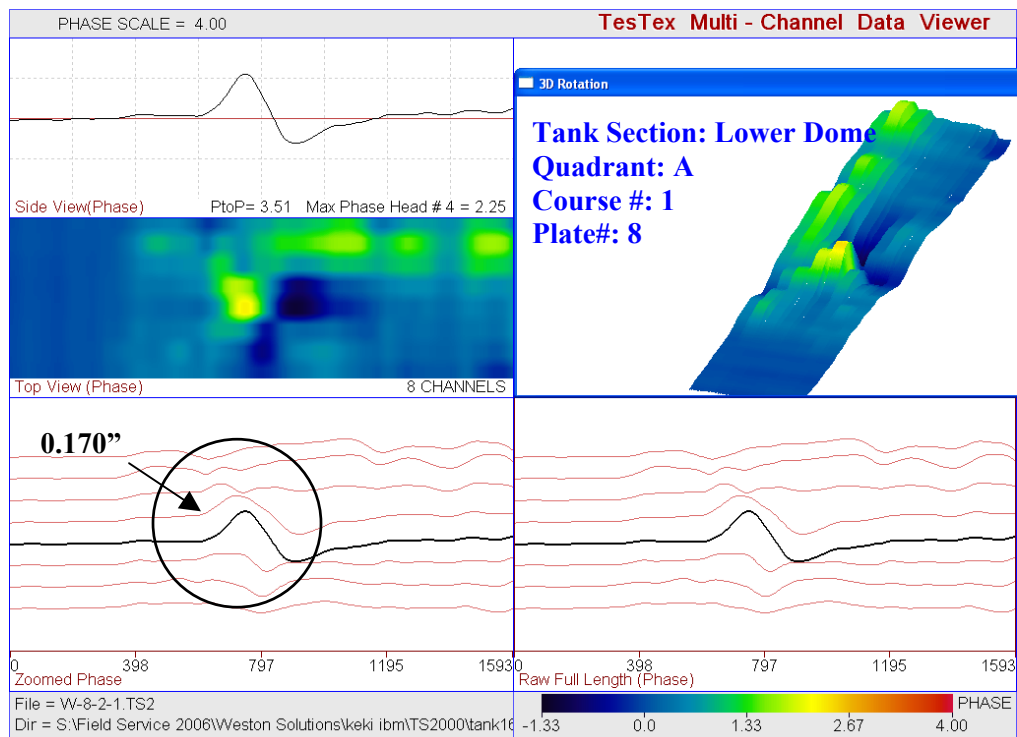
The **TS-2000** scanner is comprised of 8 sensors, which gives more sensitivity to pitting and cracking. Each sensor is individually represented by a line in windows 1, 2, and 3. The 4th window shows each sensor and is color marked as it detects wall loss. Any rise in the waveform indicates wall loss. The magnitude of the response is given by a color and is coded to the right of the waveform. From this color and comparing it to a calibration, a percent wall loss or wall remaining value can therefore be determined.

APPENDIX A – SAMPLE WAVEFORMS

APPENDIX A – SAMPLE WAVEFORMS

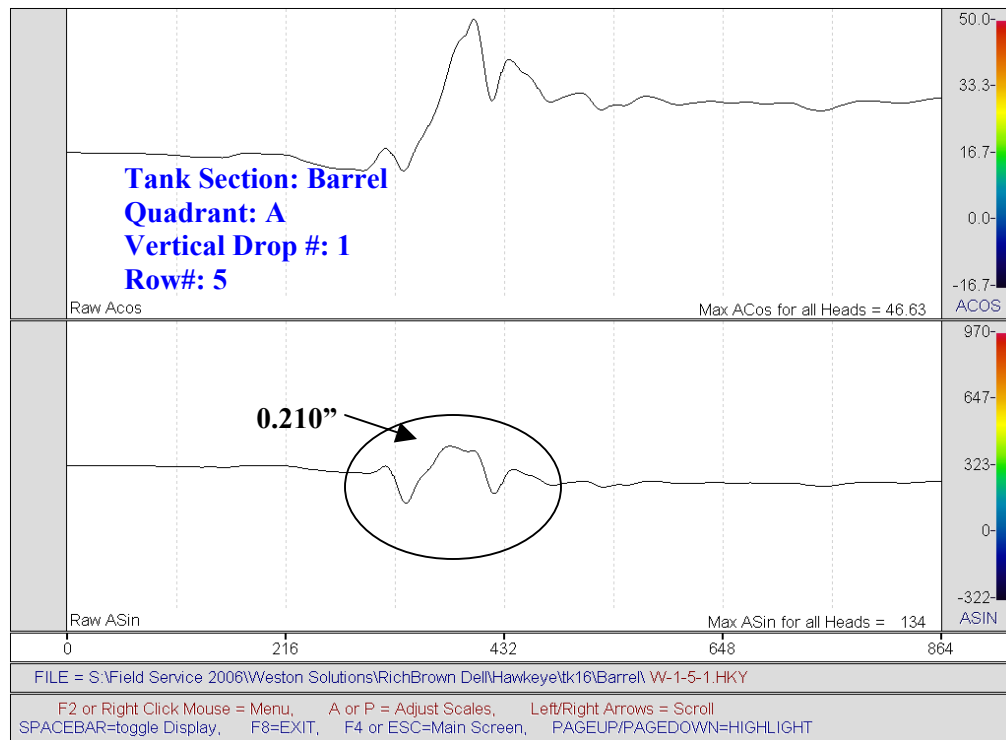


Flaw # 16: The waveform above depicts under side corrosion 0.210" wall remaining.

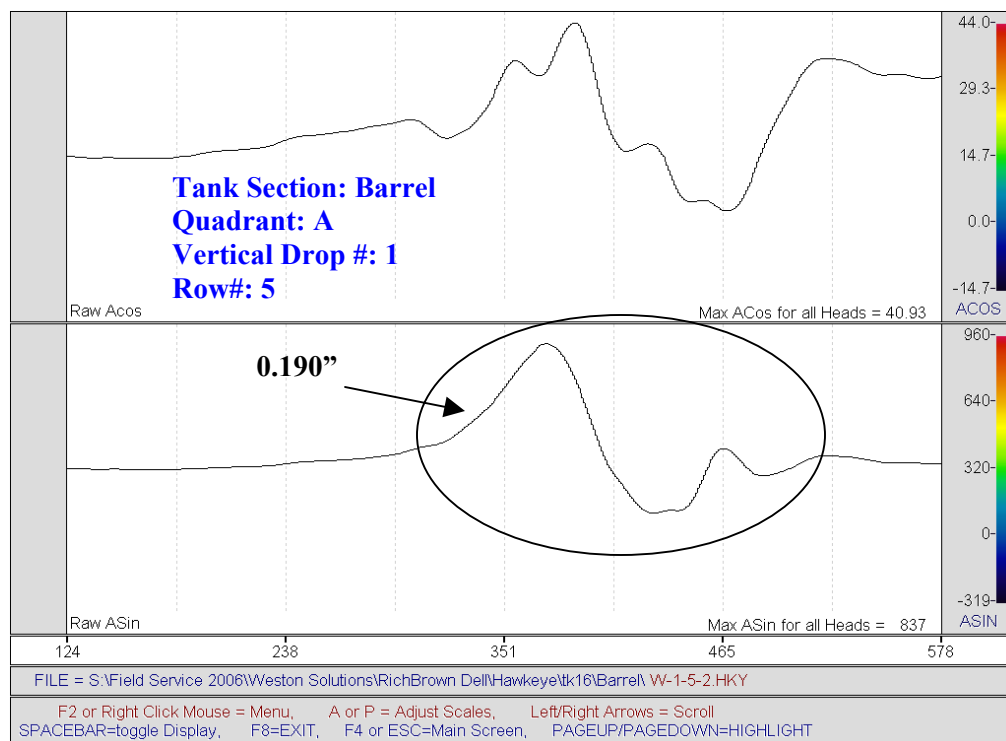


Flaw # 17: The waveform above depicts a stock side gouge exhibiting 0.170" wall remaining.

APPENDIX A – SAMPLE WAVEFORMS

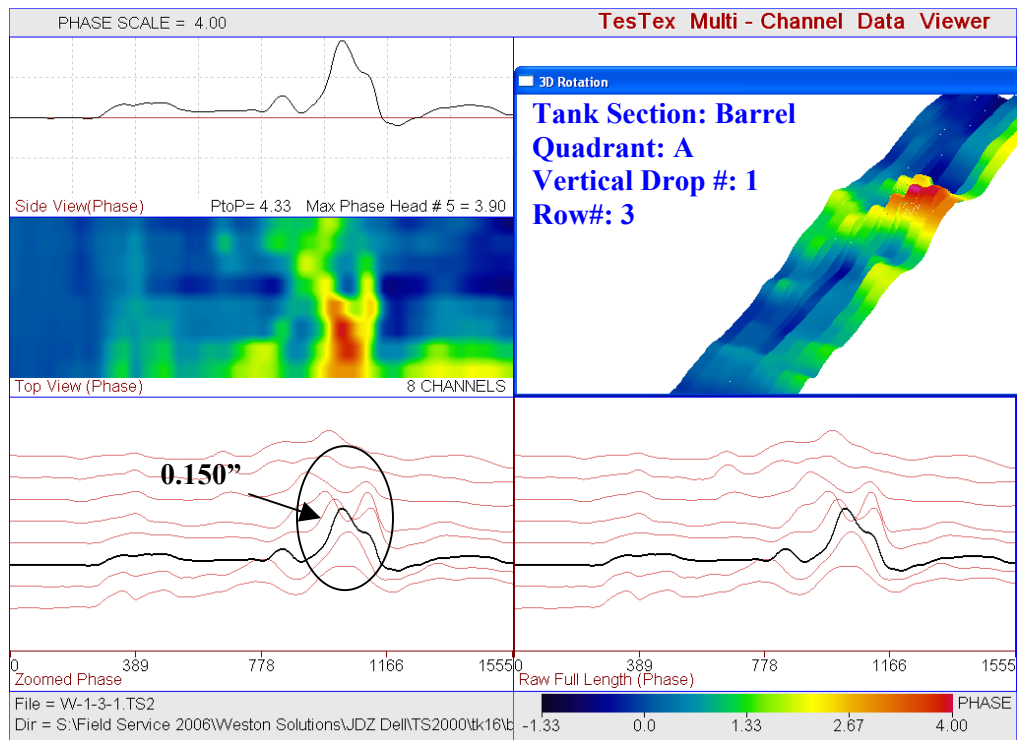


Flaw # 50: The waveform above depicts porosity on the Horizontal Weld exhibiting 0.210" wall remaining.

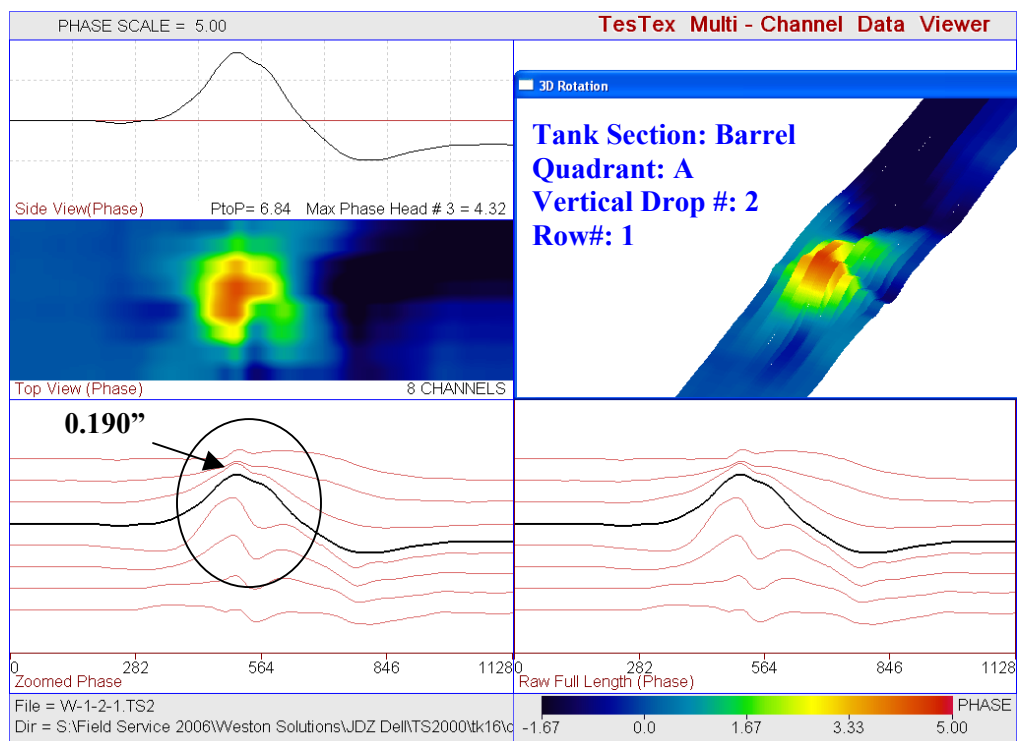


Flaw # 51: The waveform above depicts porosity on the Horizontal Weld exhibiting 0.190" wall remaining.

APPENDIX A – SAMPLE WAVEFORMS

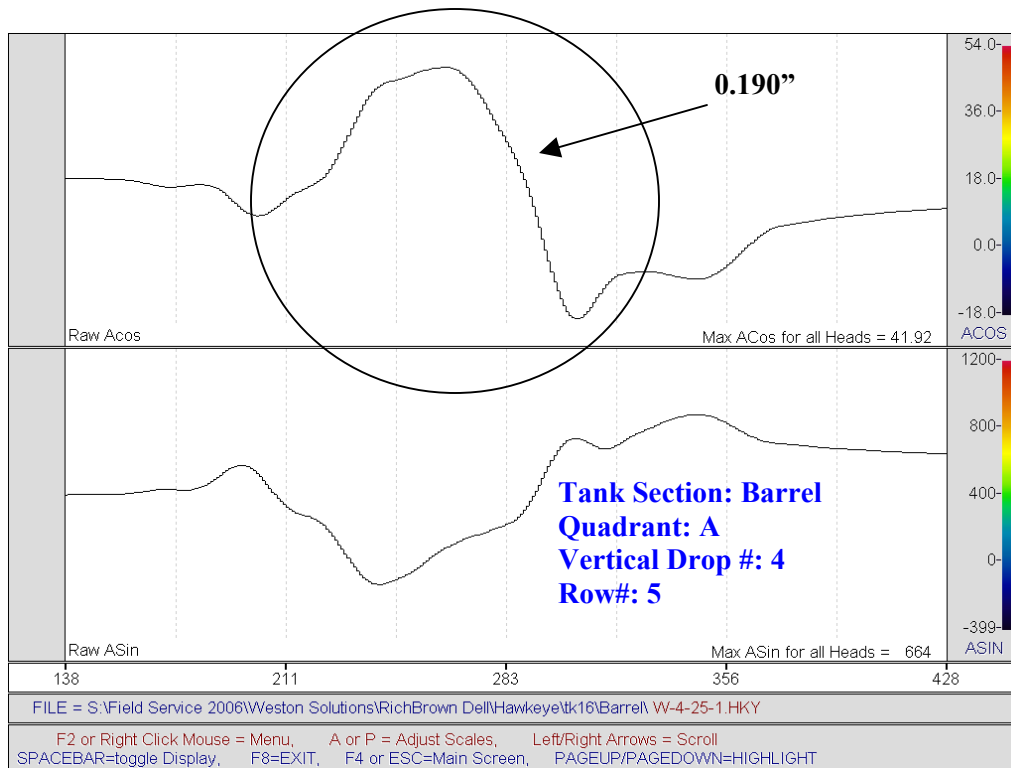


Flaw # 53: The waveform above depicts underside corrosion exhibiting 0.150" wall remaining.

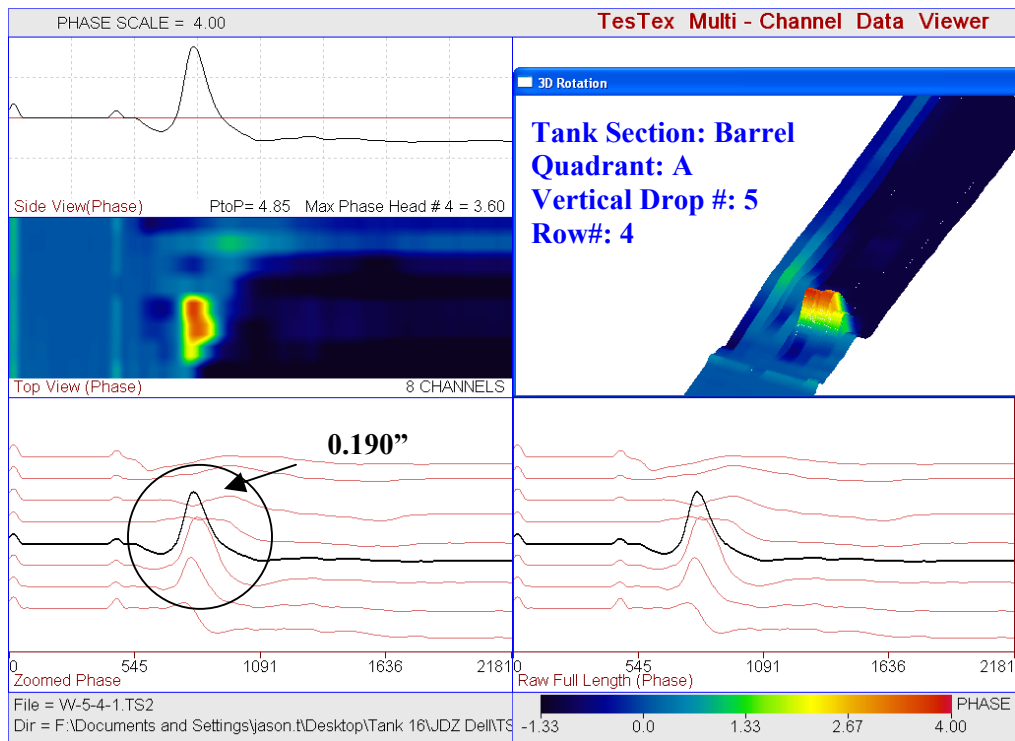


Flaw # 57: The waveform above depicts underside corrosion exhibiting 0.190" wall remaining.

APPENDIX A – SAMPLE WAVEFORMS

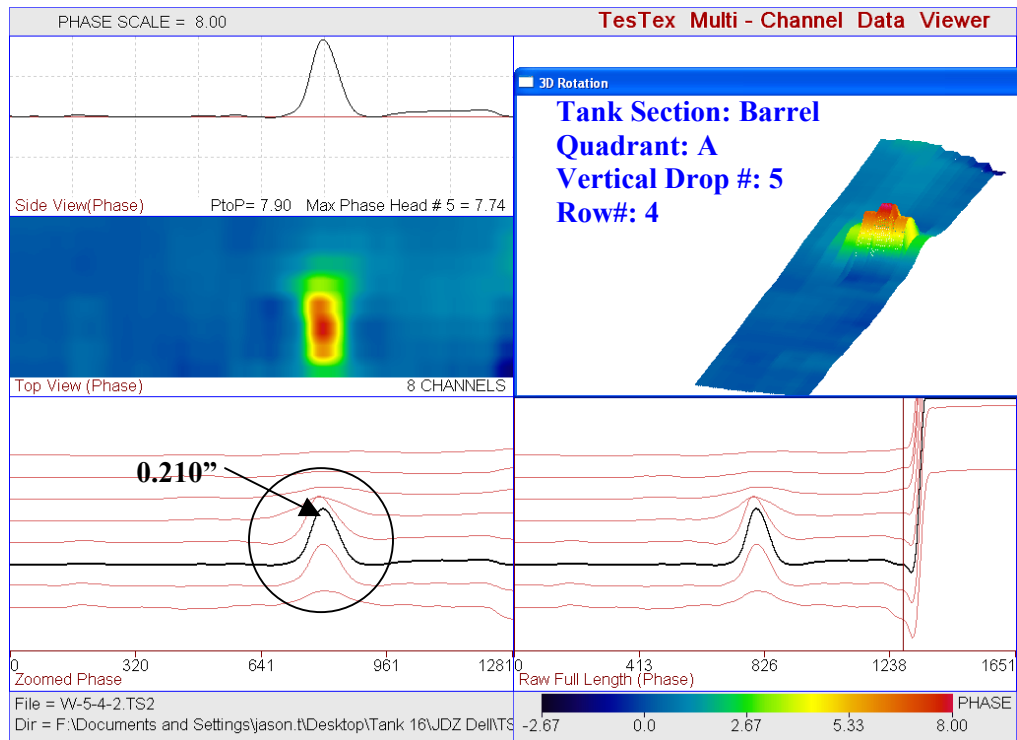


Flaw # 86: The waveform above depicts Pinhole (1/32" diameter) on the Horizontal Weld exhibiting 0.190" wall remaining.

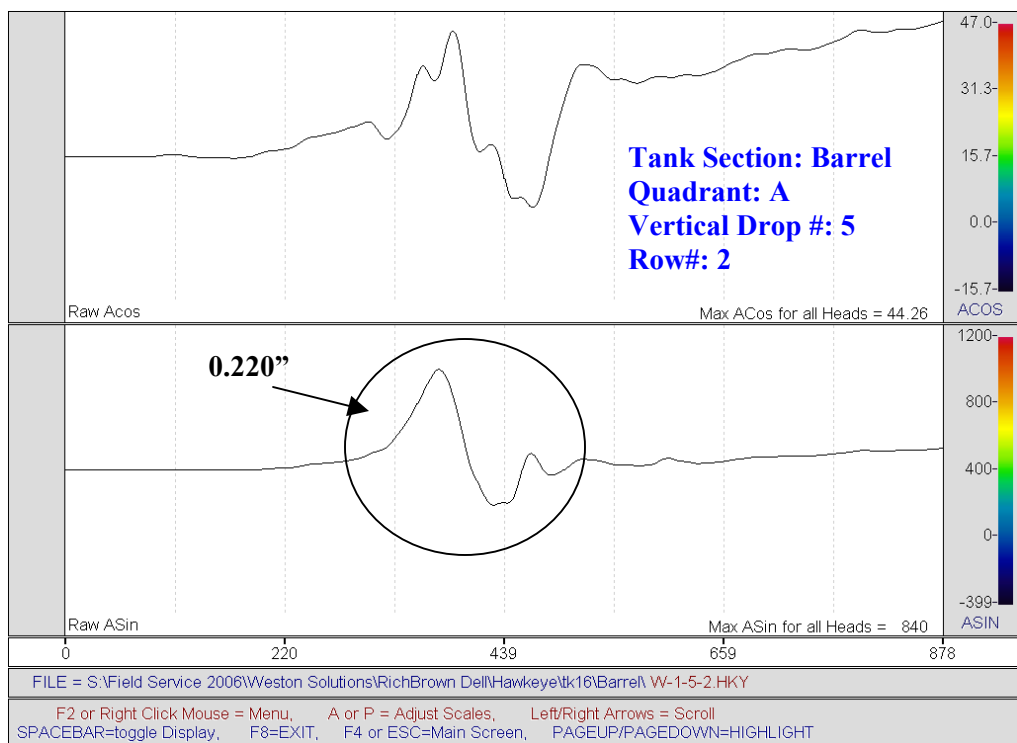


Flaw # 131: The waveform above depicts underside corrosion exhibiting 0.190" wall remaining.

APPENDIX A – SAMPLE WAVEFORMS

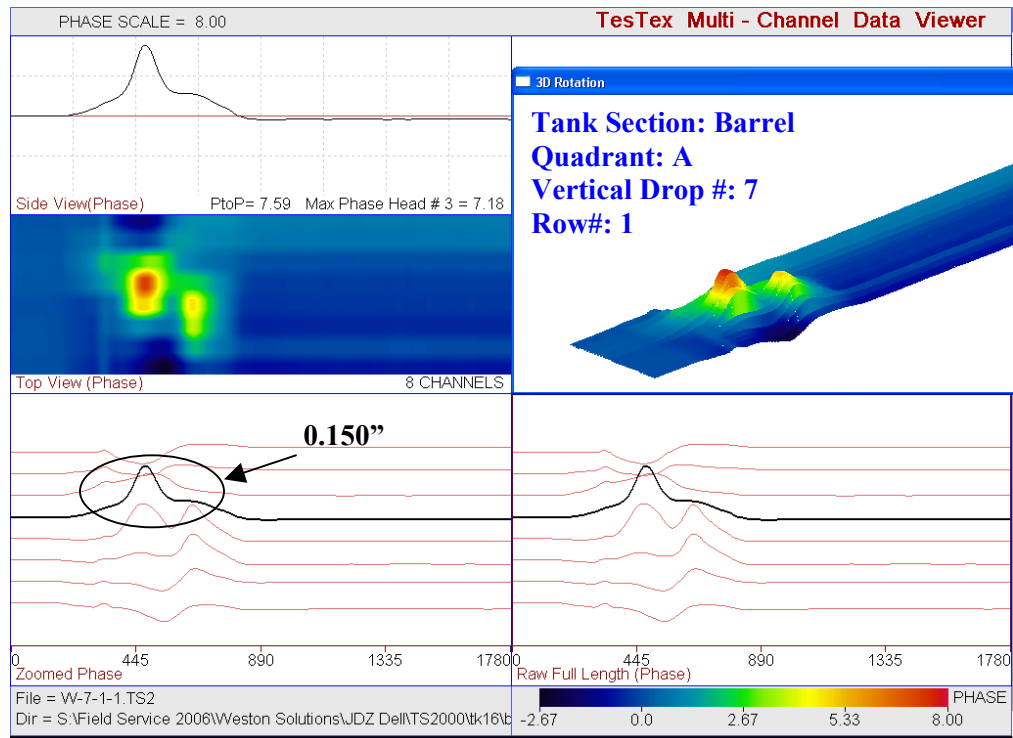


Flaw # 132: The waveform above depicts underside corrosion exhibiting 0.210" wall remaining.

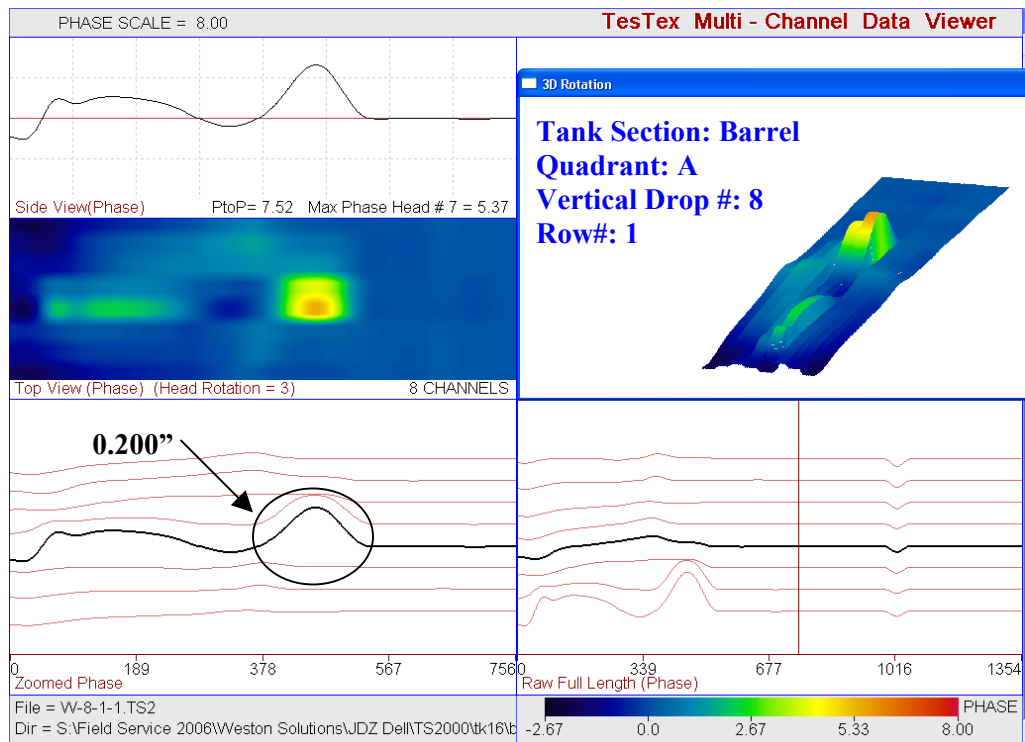


Flaw # 134: The waveform above depicts Pinhole (1/32" diameter) on the Horizontal Weld exhibiting 0.220" wall remaining.

APPENDIX A – SAMPLE WAVEFORMS

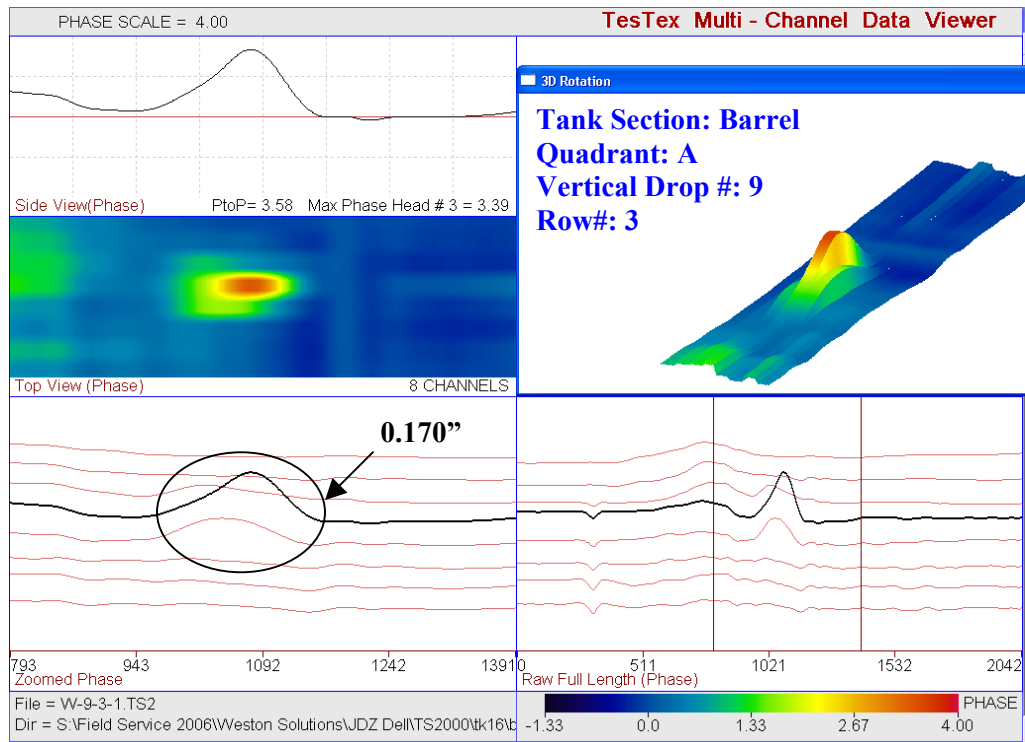


Flaw # 164: The waveform above depicts a stock side gouge exhibiting 0.150" wall remaining.

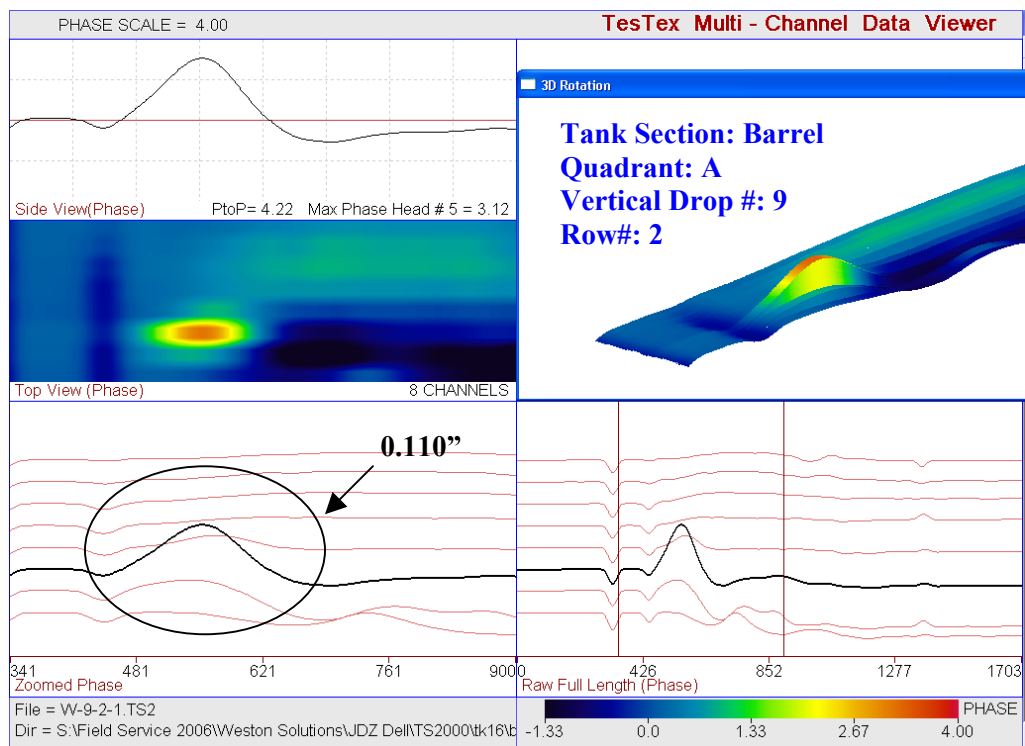


Flaw # 165: The waveform above depicts a stock side gouge exhibiting 0.200" wall remaining.

APPENDIX A – SAMPLE WAVEFORMS

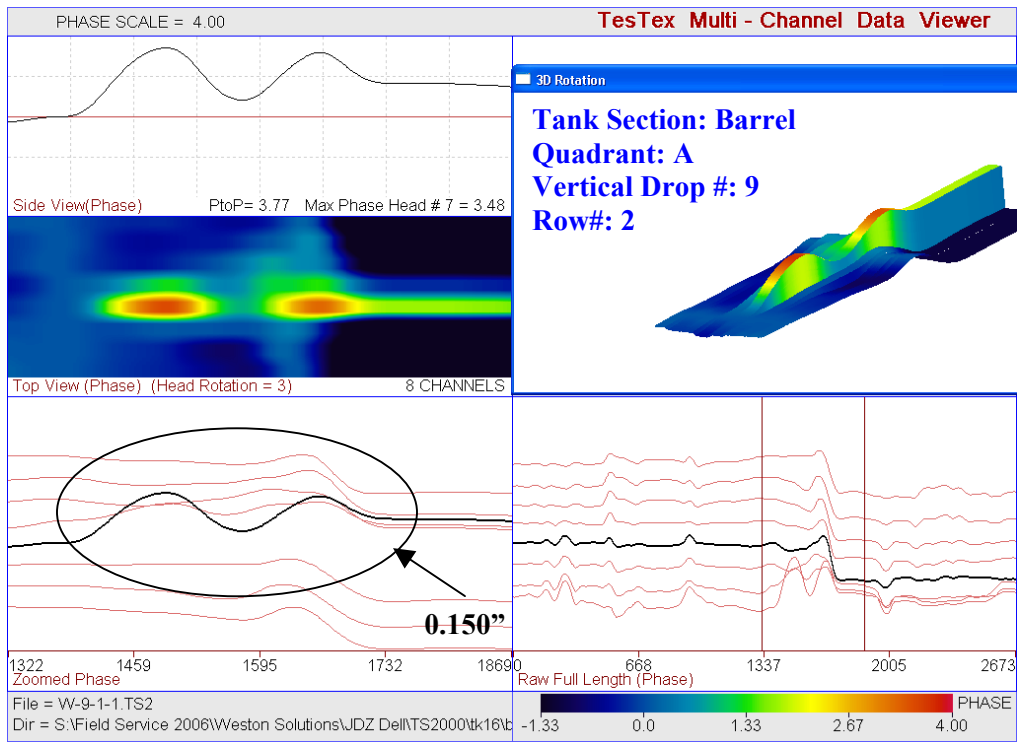


Flaw # 202: The waveform above depicts underside corrosion spots exhibiting 0.170" wall remaining.

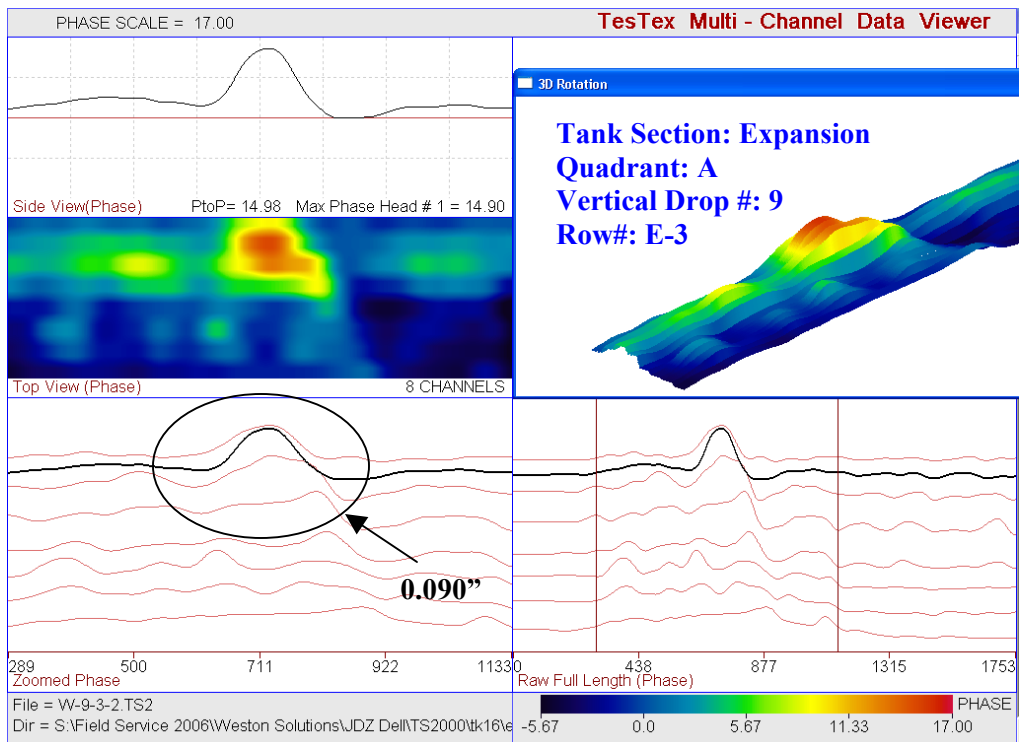


Flaw # 203: The waveform above depicts underside corrosion spots exhibiting 0.110" wall remaining.

APPENDIX A – SAMPLE WAVEFORMS

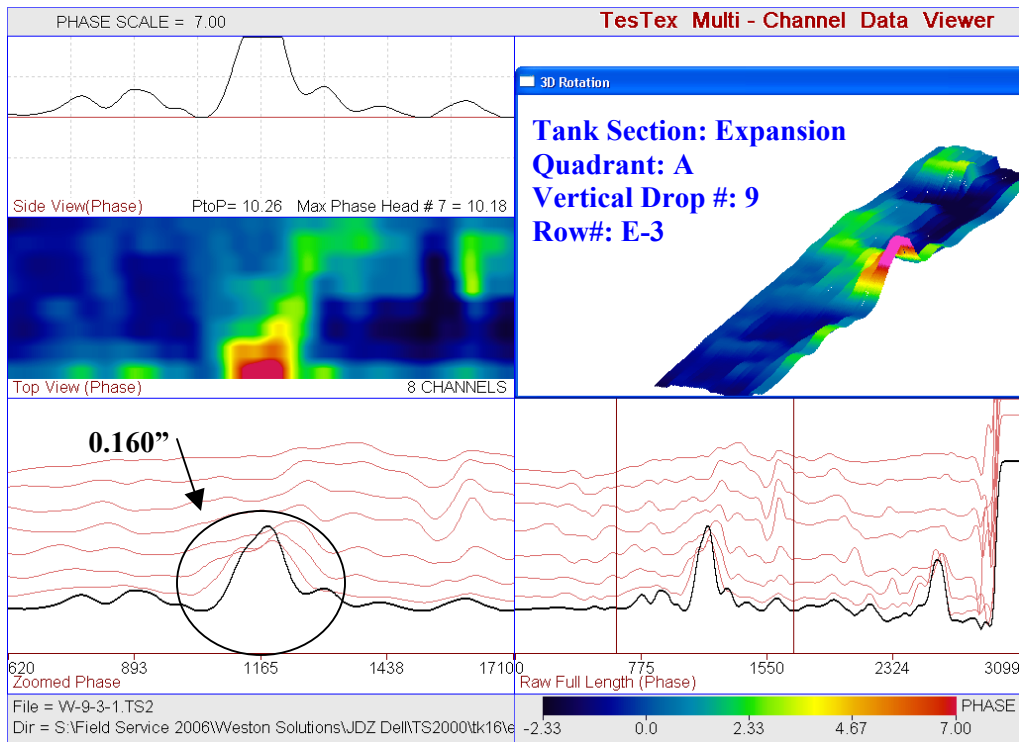


Flaw # 204: The waveform above depicts underside corrosion exhibiting 0.150" wall remaining.

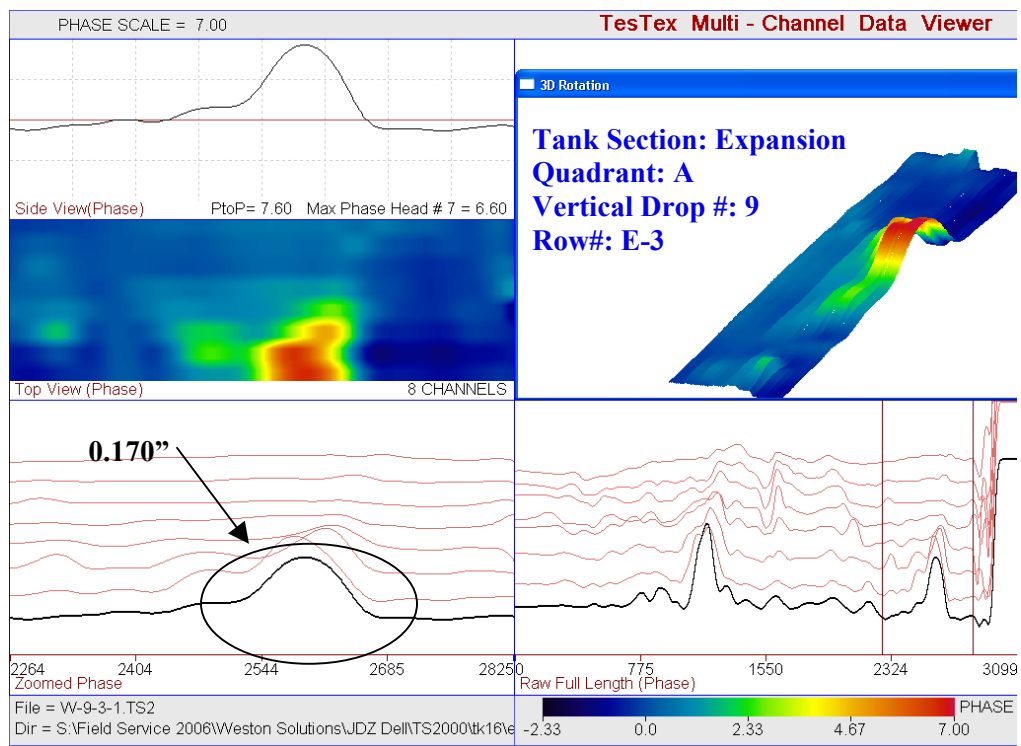


Flaw # 444: The waveform above depicts underside corrosion exhibiting 0.090" wall remaining.

APPENDIX A – SAMPLE WAVEFORMS

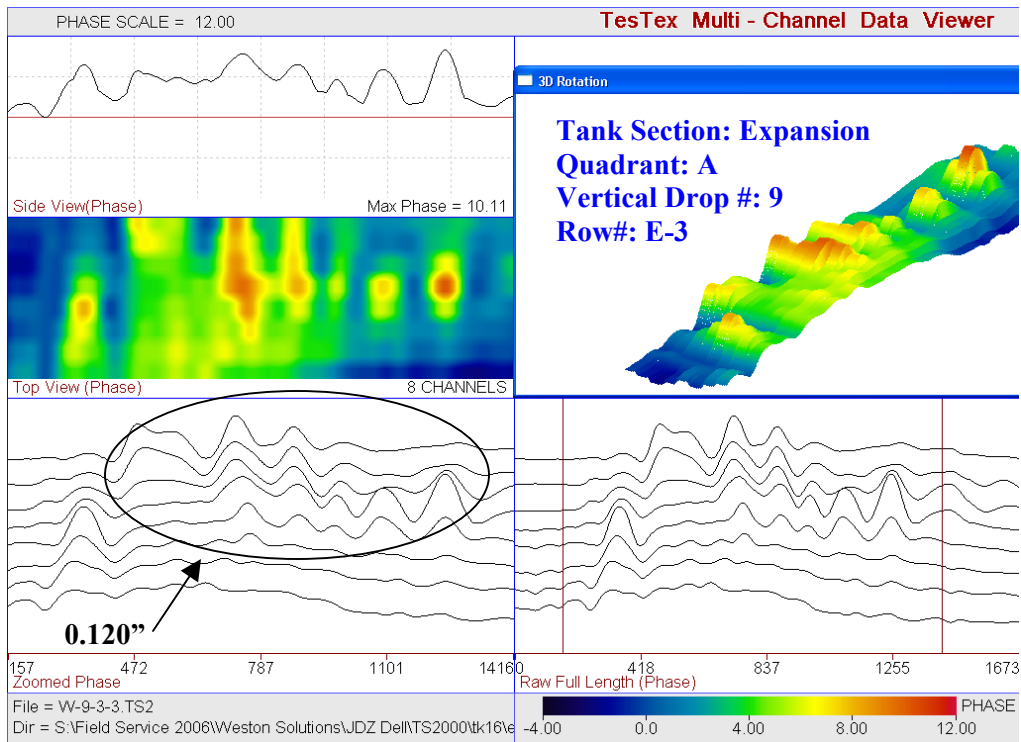


Flaw # 445: The waveform above depicts underside corrosion exhibiting 0.160" wall remaining.

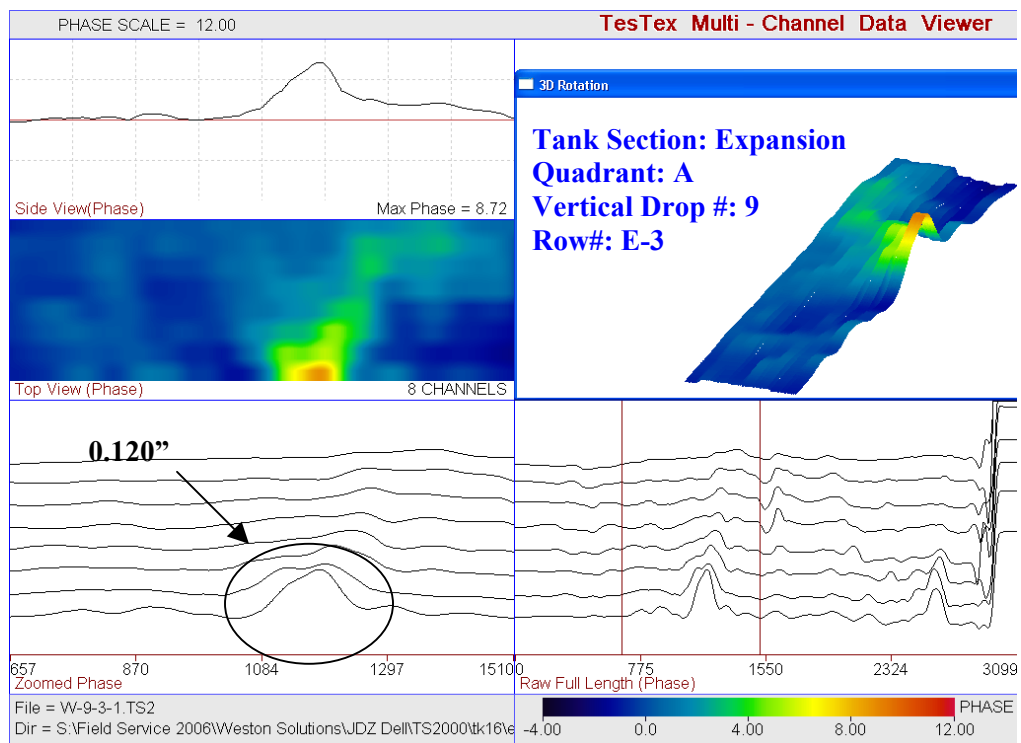


Flaw # 446: The waveform above depicts underside corrosion exhibiting 0.170" wall remaining.

APPENDIX A – SAMPLE WAVEFORMS

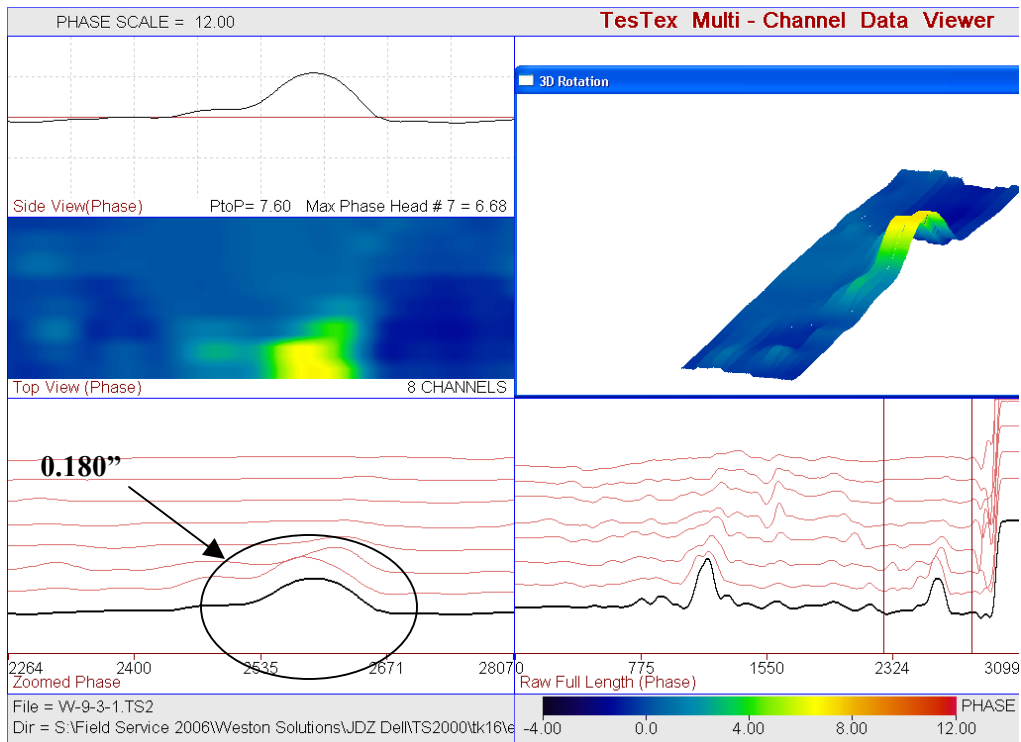


Flaw # 447: The waveform above depicts an underside corrosion area exhibiting 0.120" lowest wall remaining.

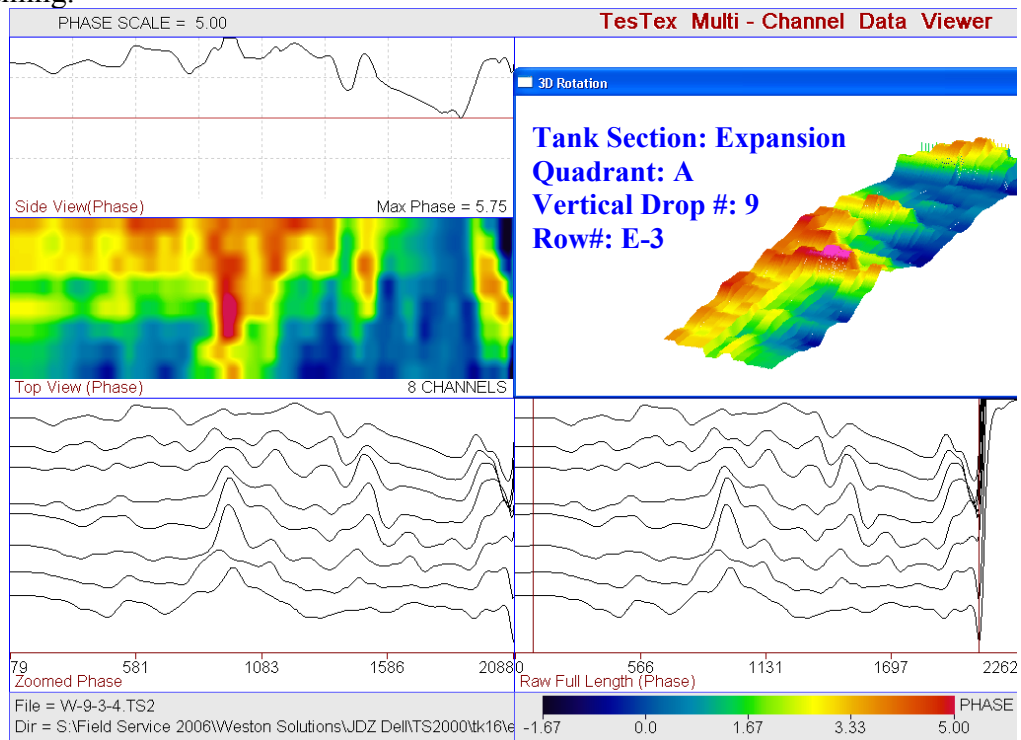


Flaw # 448: The waveform above depicts underside corrosion exhibiting 0.120" wall remaining.

APPENDIX A – SAMPLE WAVEFORMS

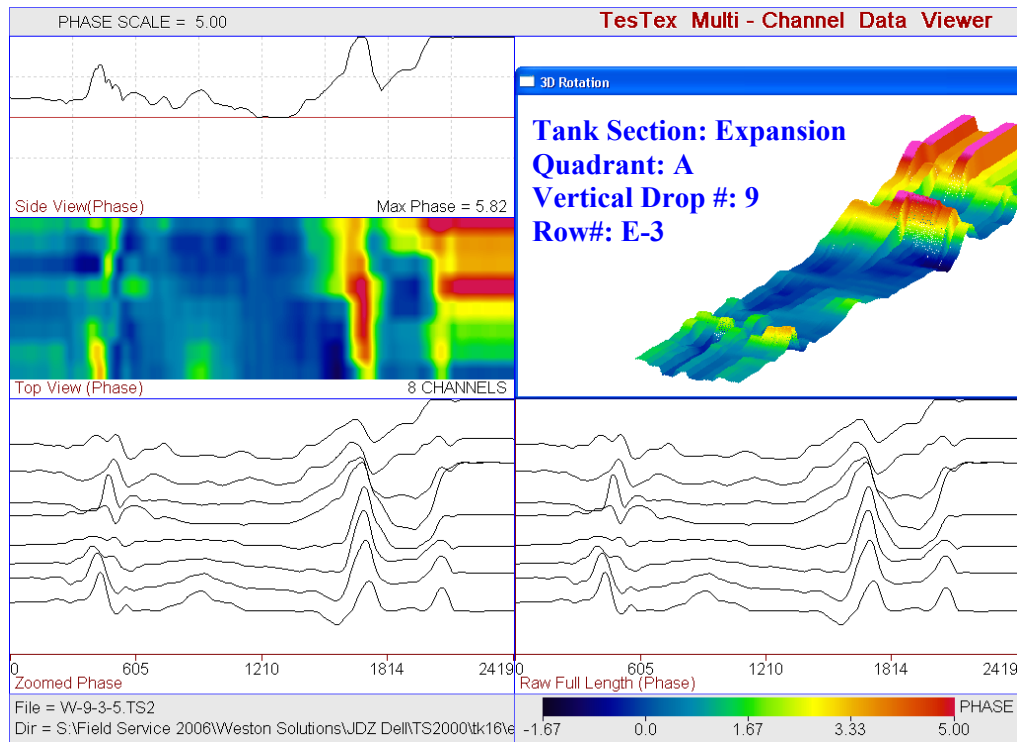


Flaw # 449: The waveform above depicts underside corrosion exhibiting 0.180" wall remaining.

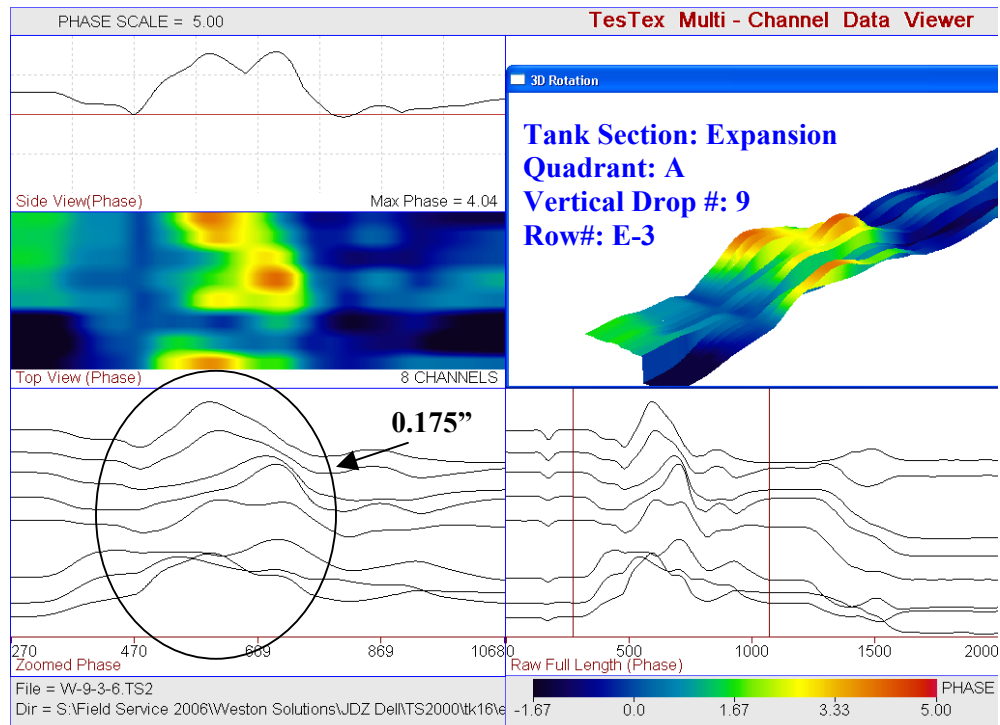


Flaw # 450, 451, 452, 453, & 454: The waveform above depicts an underside corrosion area exhibiting 0.160", 0.180", 0.150", 0.160", & 0.190" wall remaining.

APPENDIX A – SAMPLE WAVEFORMS

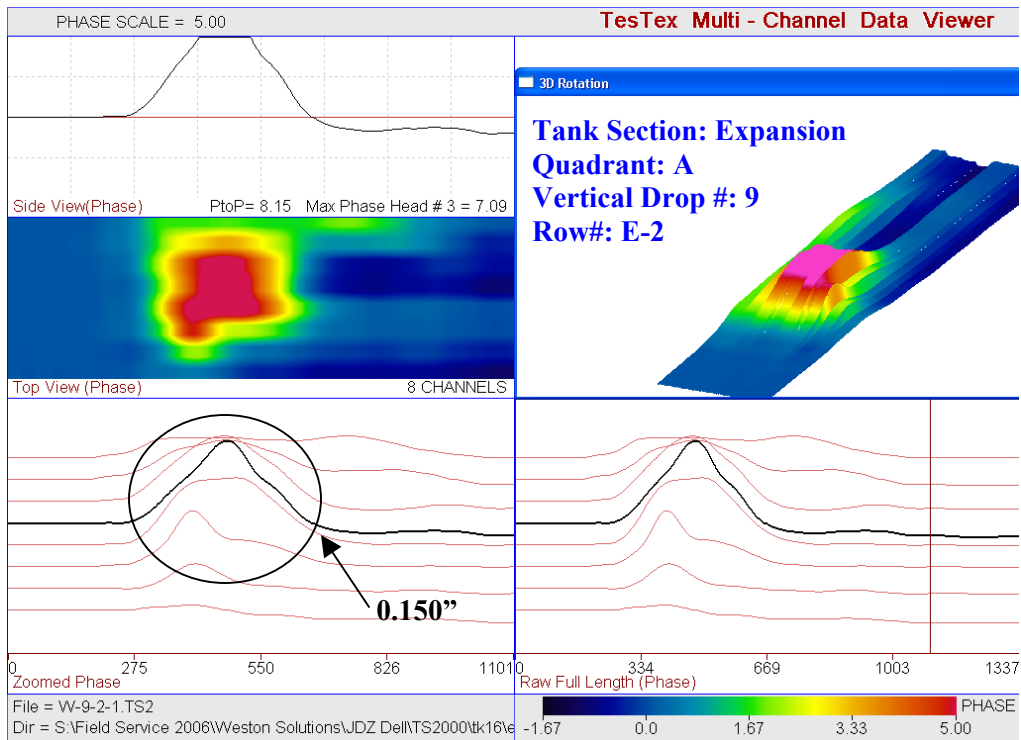


Flaw # 455, 456, & 457: The waveform above depicts an underside corrosion area exhibiting 0.120", 0.160", & 0.180" wall remaining.

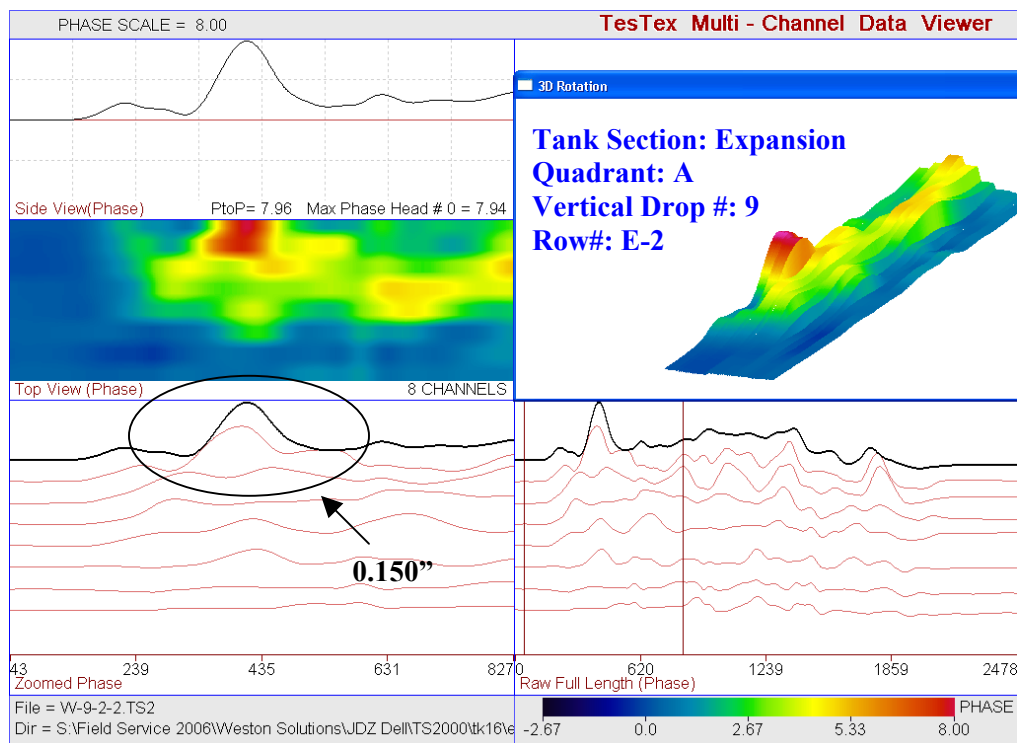


Flaw # 458: The waveform above depicts underside corrosion exhibiting 0.175" wall remaining.

APPENDIX A – SAMPLE WAVEFORMS

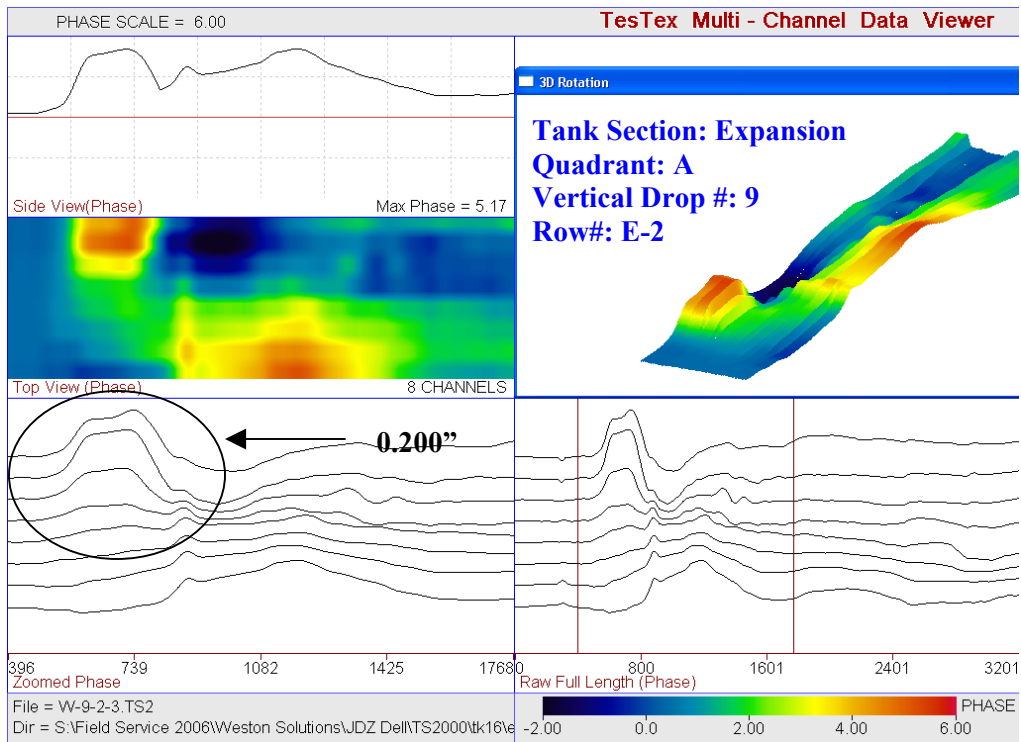


Flaw # 459: The waveform above depicts underside corrosion exhibiting 0.150" wall remaining.

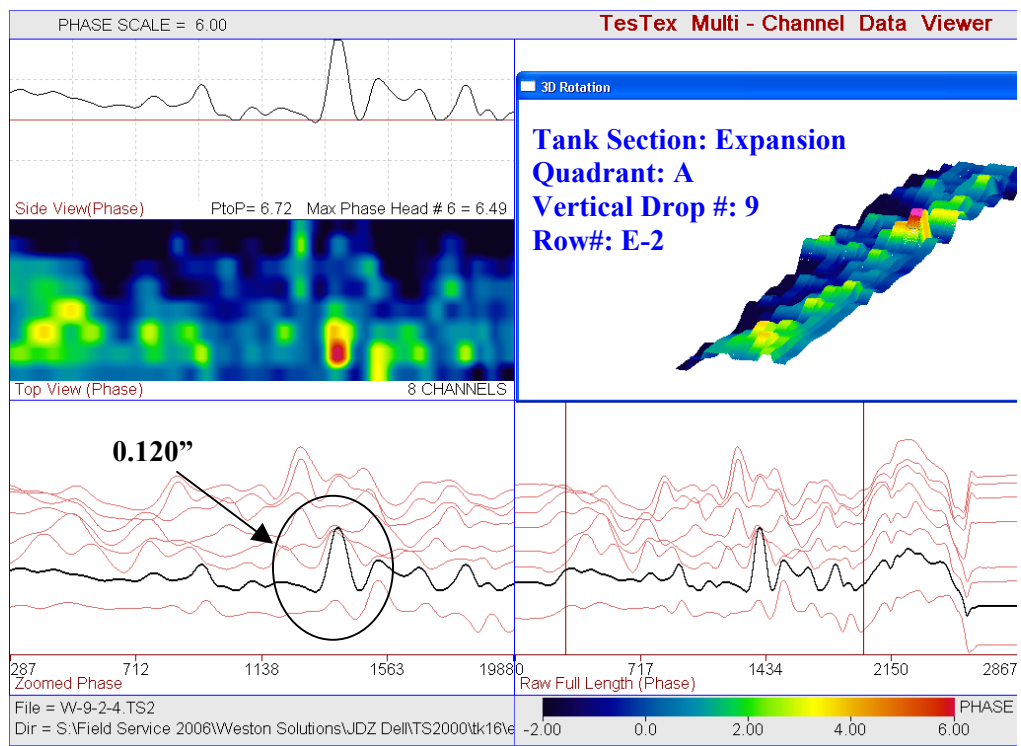


Flaw # 460: The waveform above depicts underside corrosion exhibiting 0.150" wall remaining.

APPENDIX A – SAMPLE WAVEFORMS

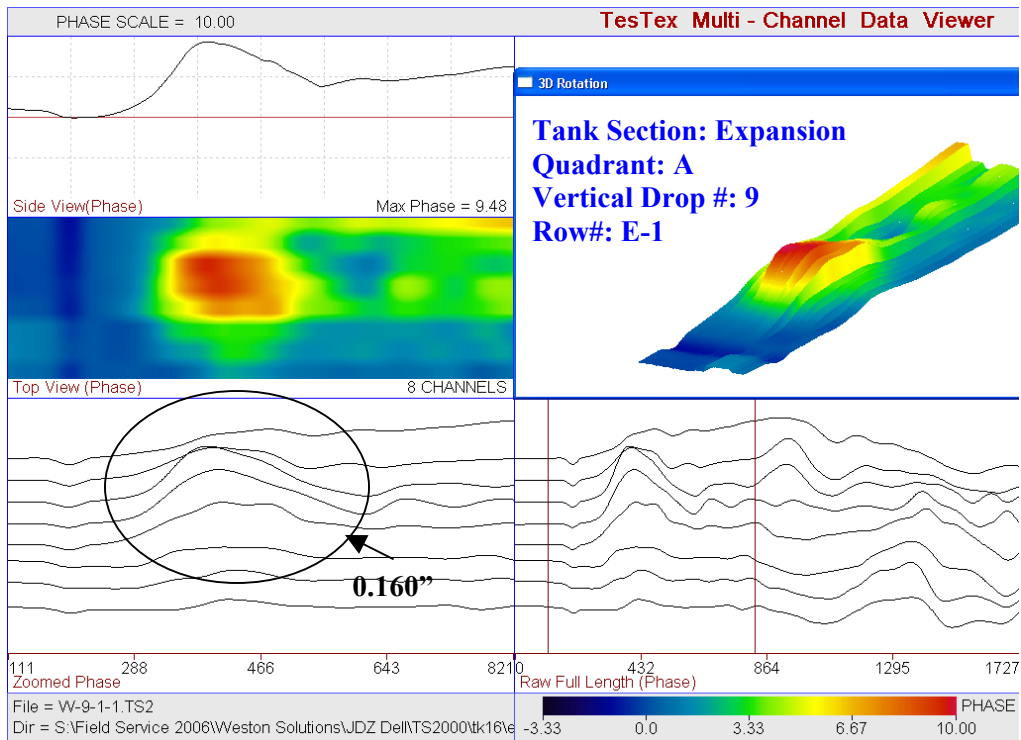


Flaw # 461: The waveform above depicts underside corrosion exhibiting 0.200" wall remaining.

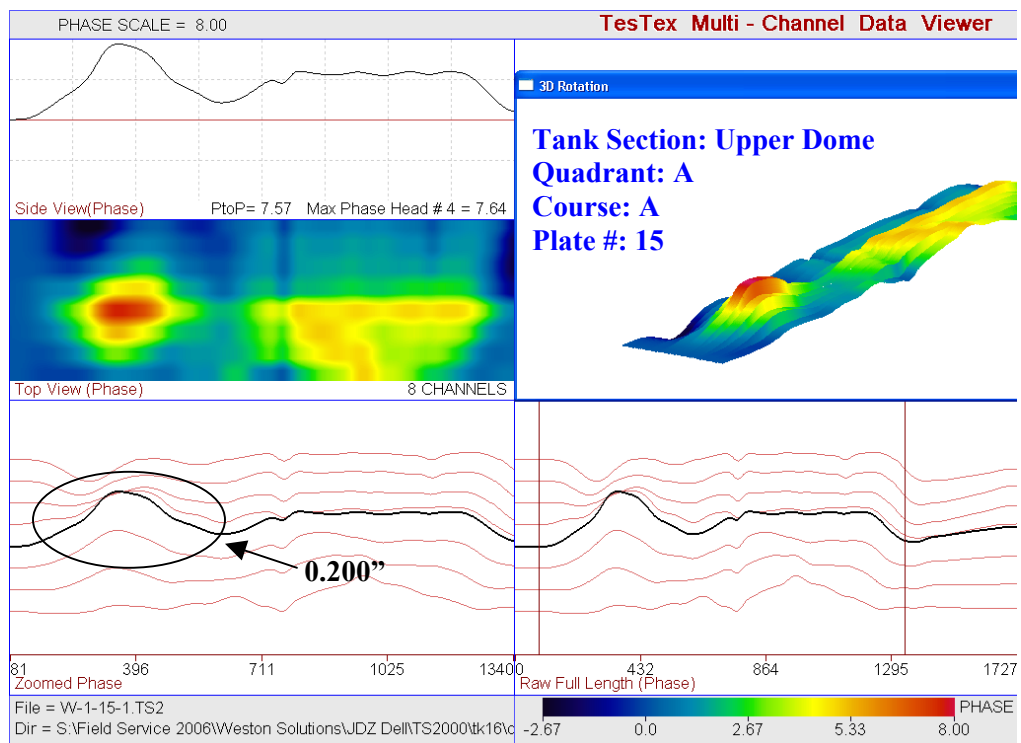


Flaw # 462: The waveform above depicts an underside corrosion area exhibiting 0.120" lowest wall remaining.

APPENDIX A – SAMPLE WAVEFORMS

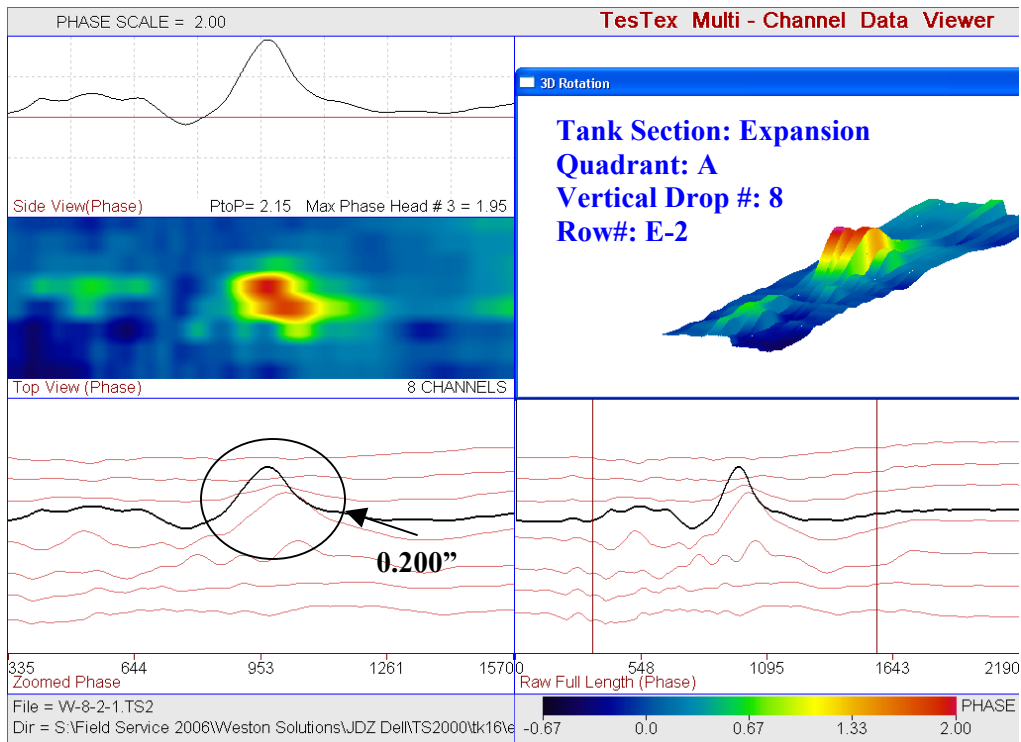


Flaw # 463: The waveform above depicts underside corrosion exhibiting 0.160" wall remaining.

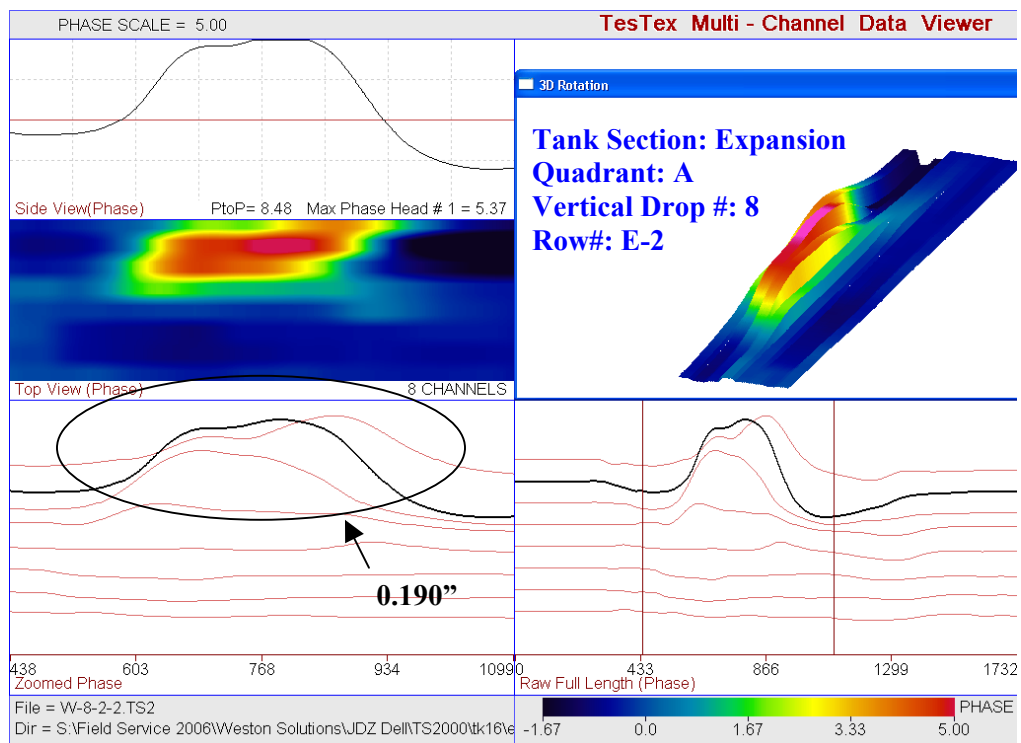


Flaw # 464: The waveform above depicts underside corrosion exhibiting 0.200" wall remaining.

APPENDIX A – SAMPLE WAVEFORMS

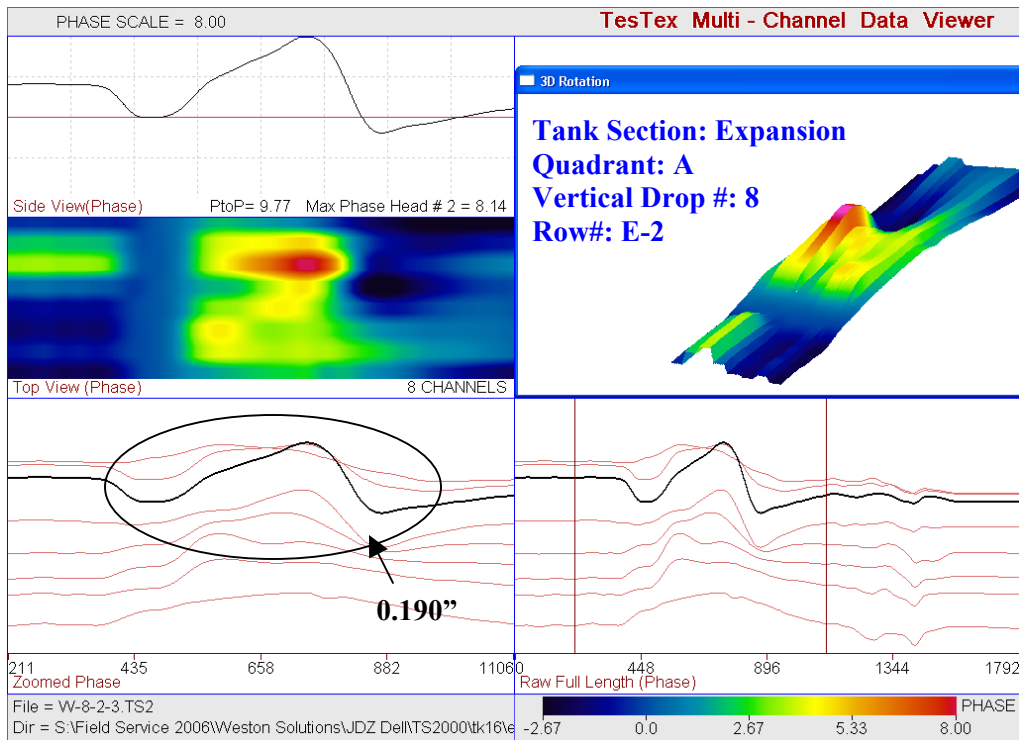


Flaw # 465: The waveform above depicts underside corrosion exhibiting 0.200" wall remaining.

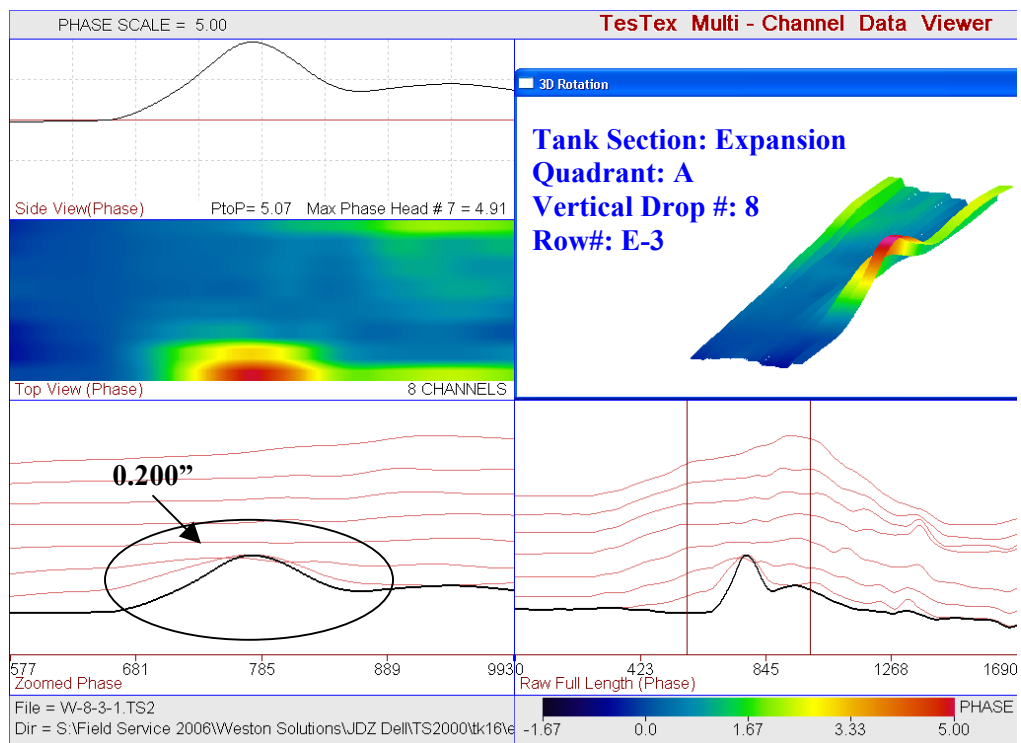


Flaw # 466: The waveform above depicts underside corrosion exhibiting 0.190" wall remaining.

APPENDIX A – SAMPLE WAVEFORMS

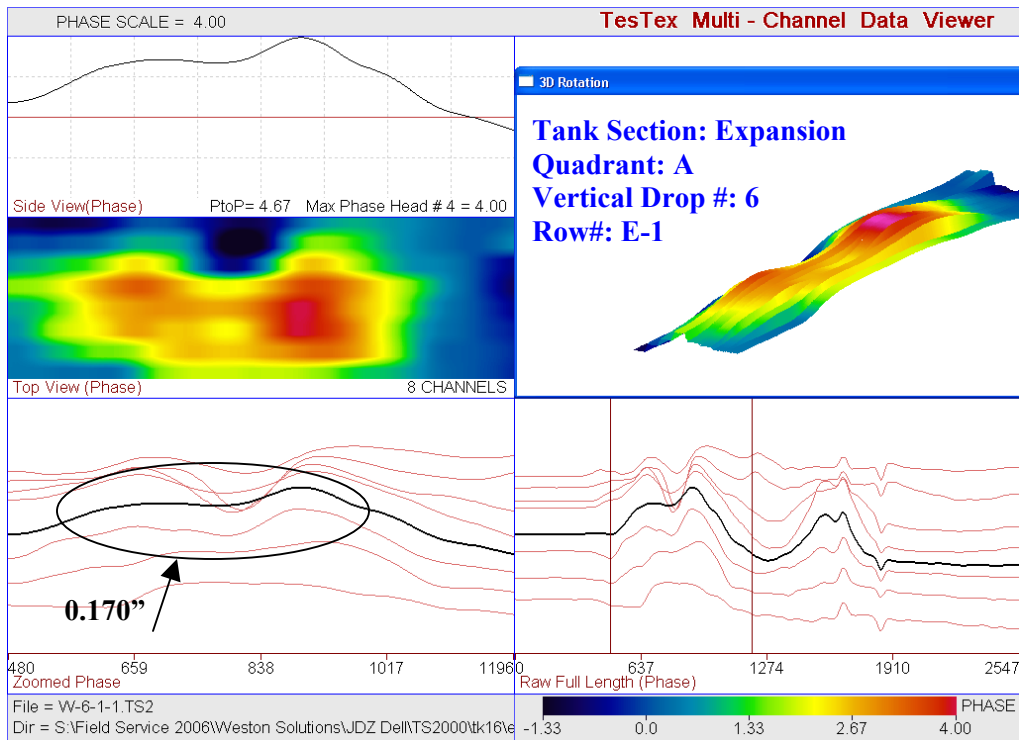


Flaw # 467: The waveform above depicts underside corrosion exhibiting 0.190" wall remaining.

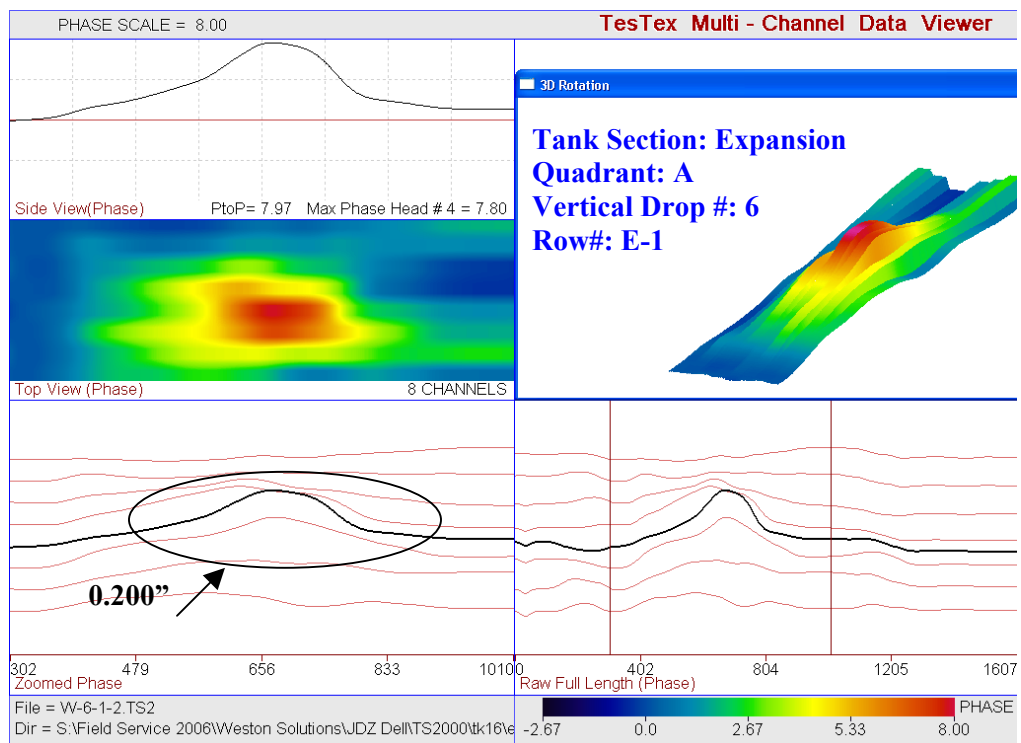


Flaw # 469: The waveform above depicts underside corrosion exhibiting 0.200" wall remaining.

APPENDIX A – SAMPLE WAVEFORMS

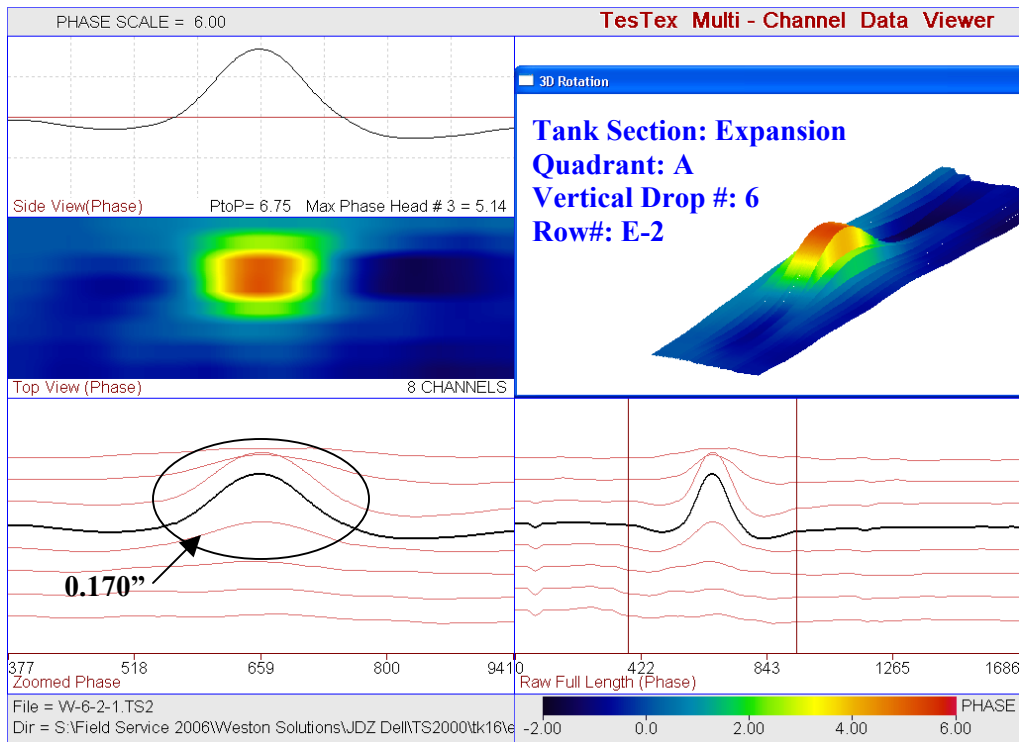


Flaw # 493: The waveform above depicts underside corrosion exhibiting 0.170" wall remaining.

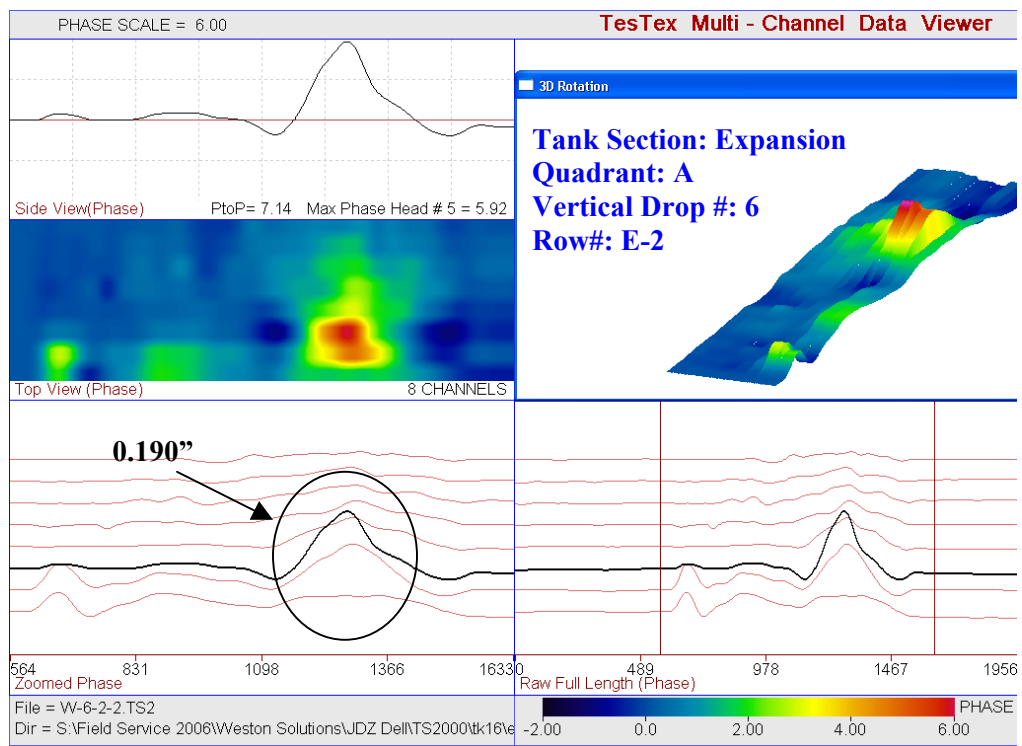


Flaw # 494: The waveform above depicts underside corrosion exhibiting 0.200" wall remaining.

APPENDIX A – SAMPLE WAVEFORMS

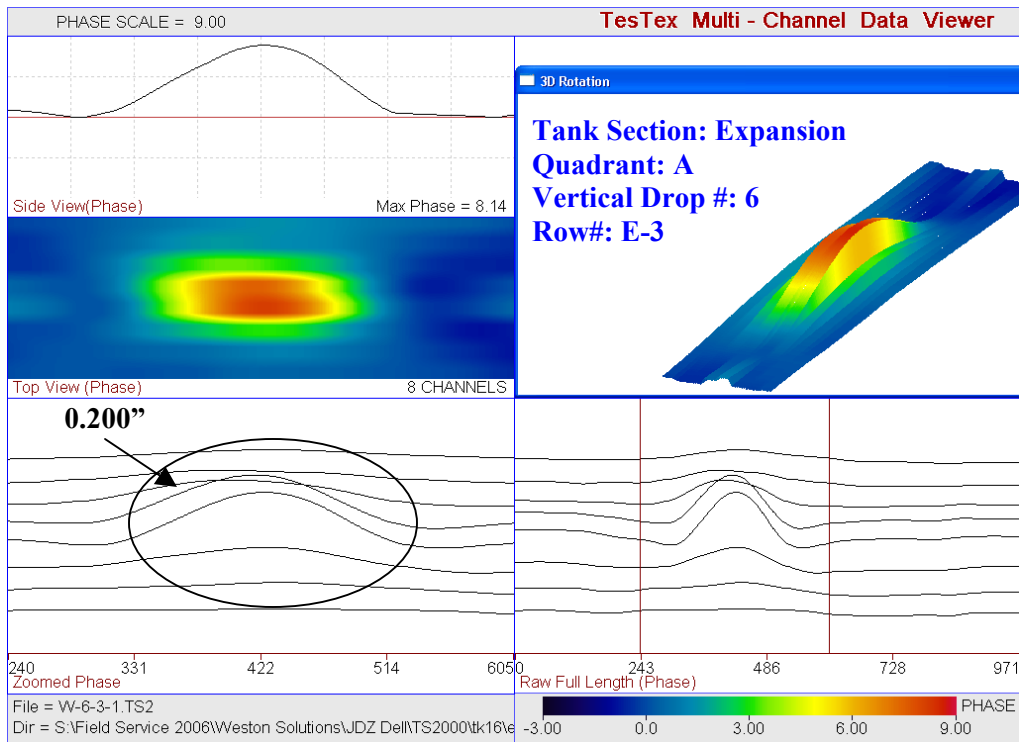


Flaw # 495: The waveform above depicts underside corrosion exhibiting 0.170" wall remaining.

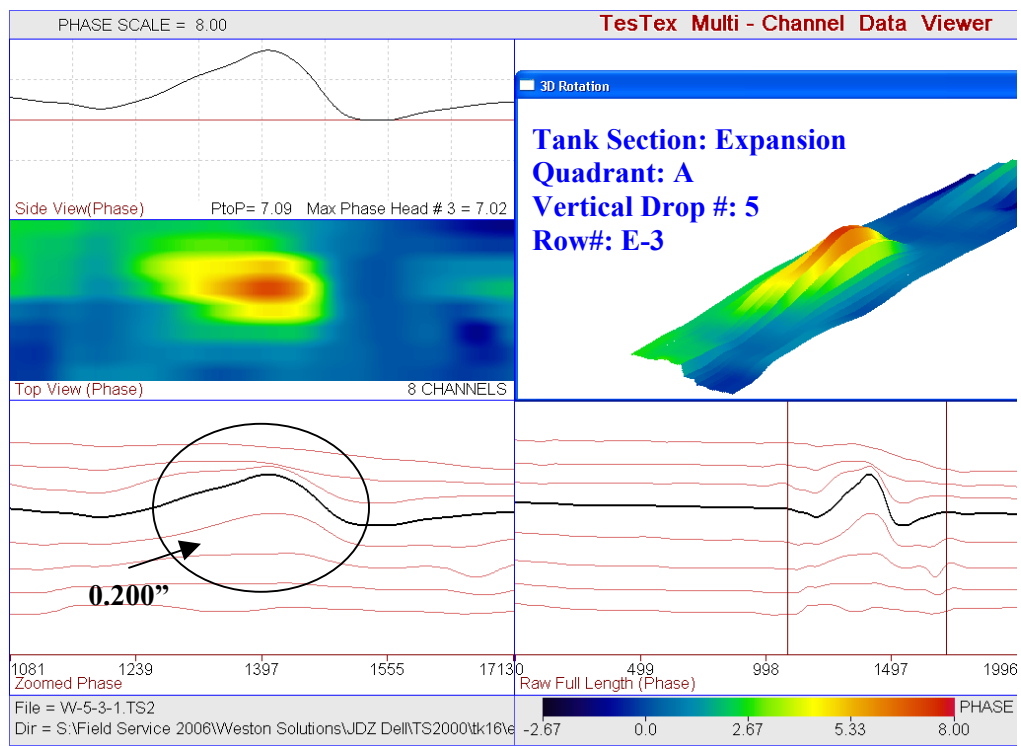


Flaw # 496: The waveform above depicts underside corrosion exhibiting 0.190" wall remaining.

APPENDIX A – SAMPLE WAVEFORMS

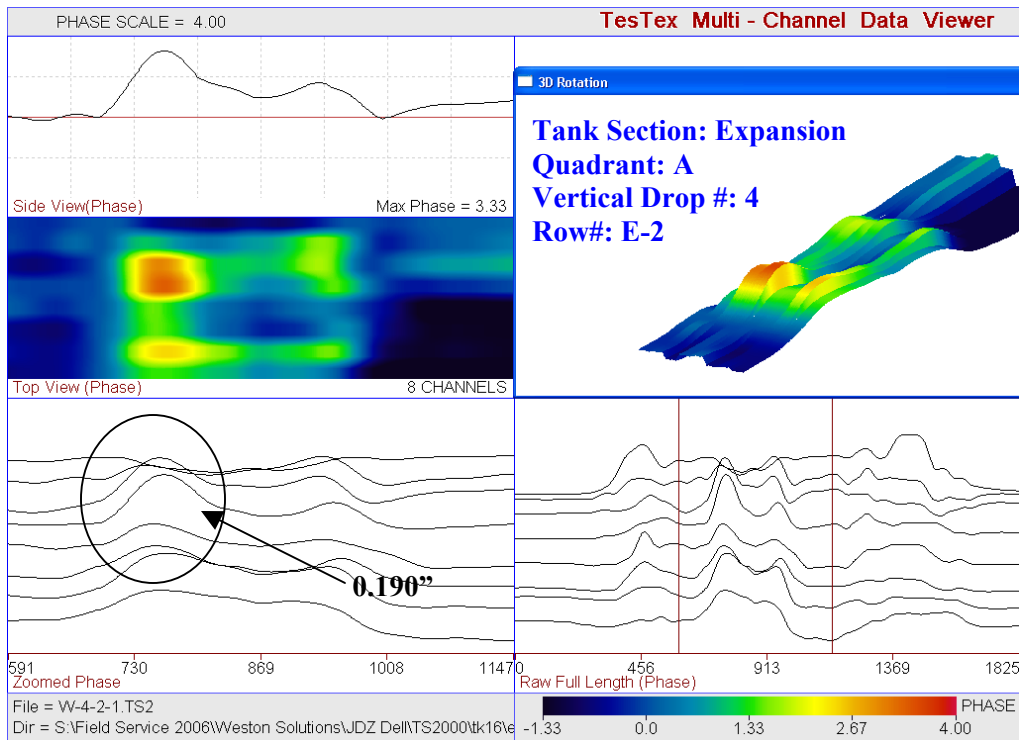


Flaw # 497: The waveform above depicts underside corrosion exhibiting 0.200" wall remaining.

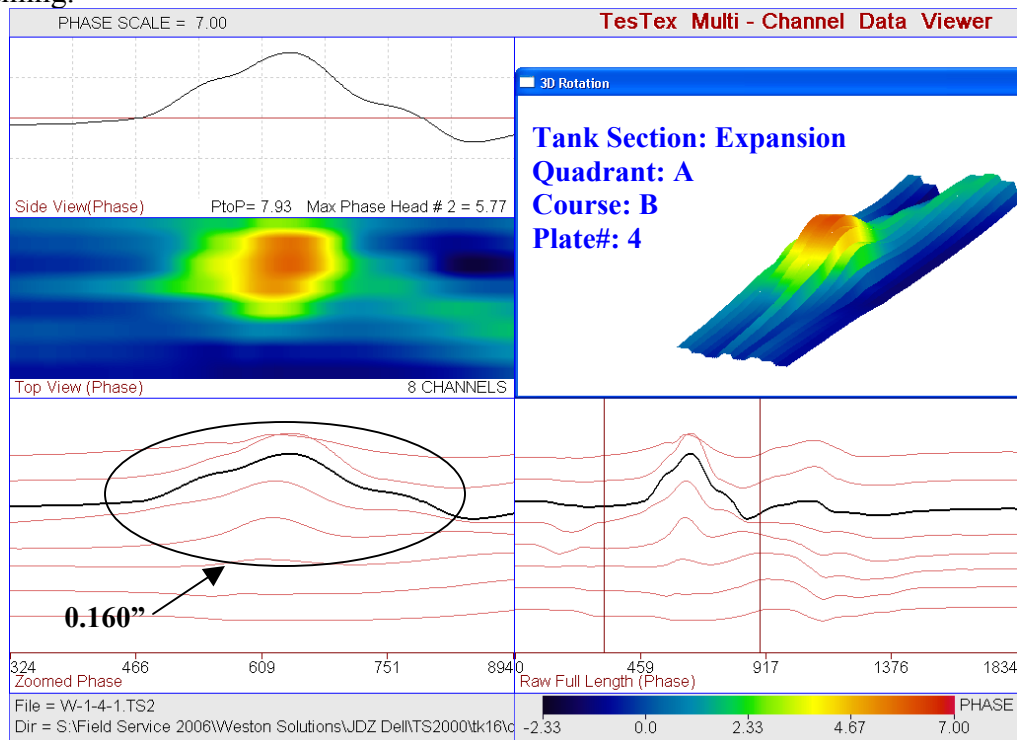


Flaw # 498: The waveform above depicts a pinhole (1/32" diameter) exhibiting 0.190" wall remaining.

APPENDIX A – SAMPLE WAVEFORMS

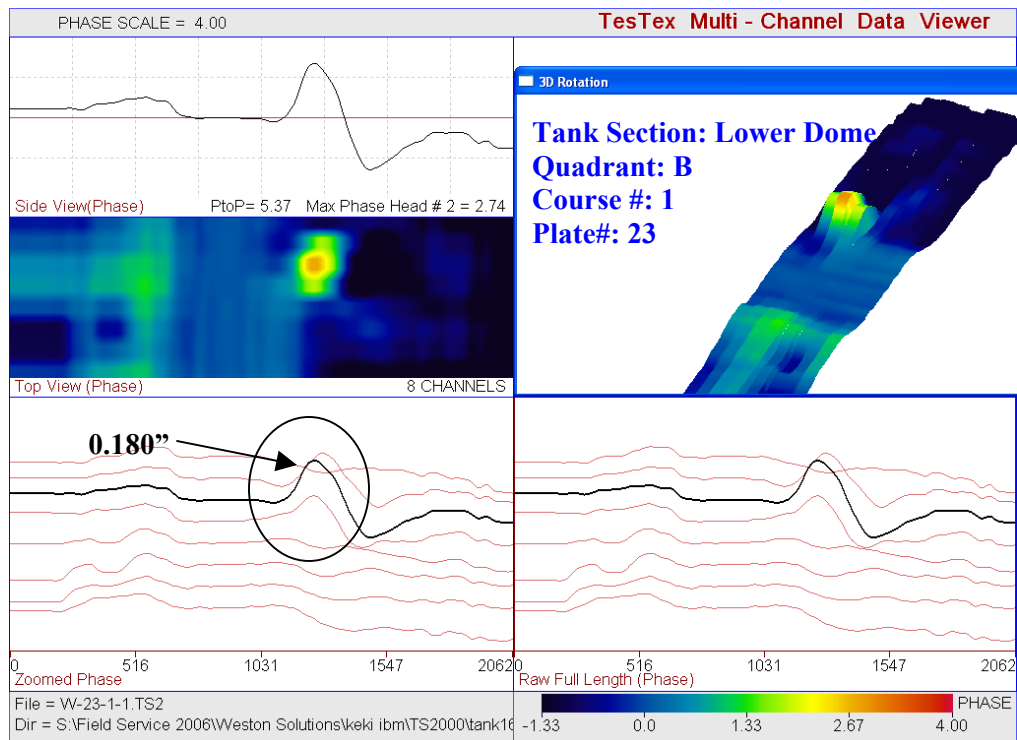


Flaw # 500: The waveform above depicts a topside gouge exhibiting 0.190" wall remaining.

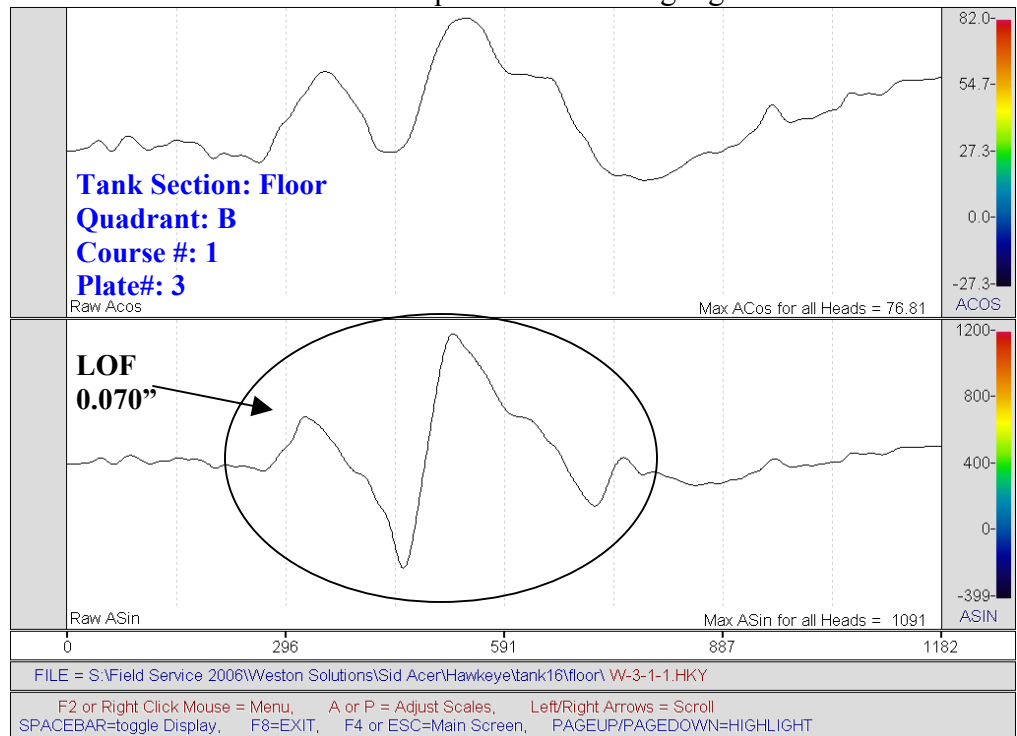


Flaw # 501: The waveform above depicts underside corrosion exhibiting 0.160" wall remaining.

APPENDIX A – SAMPLE WAVEFORMS

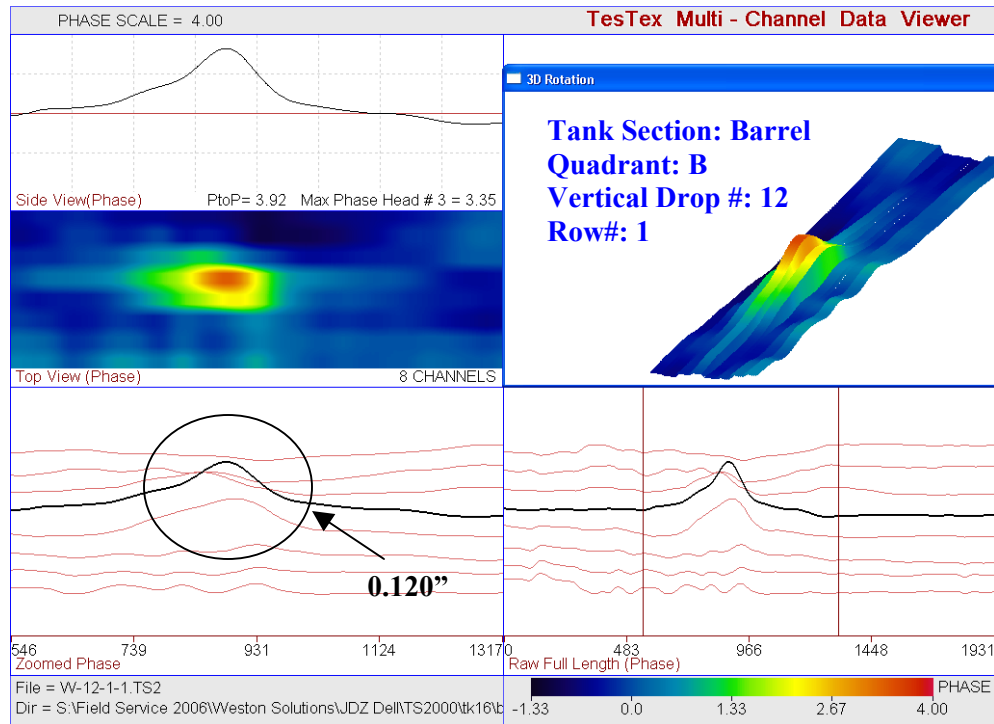


Flaw # 8: The waveform above depicts a stock side gouge 0.180" wall remaining.

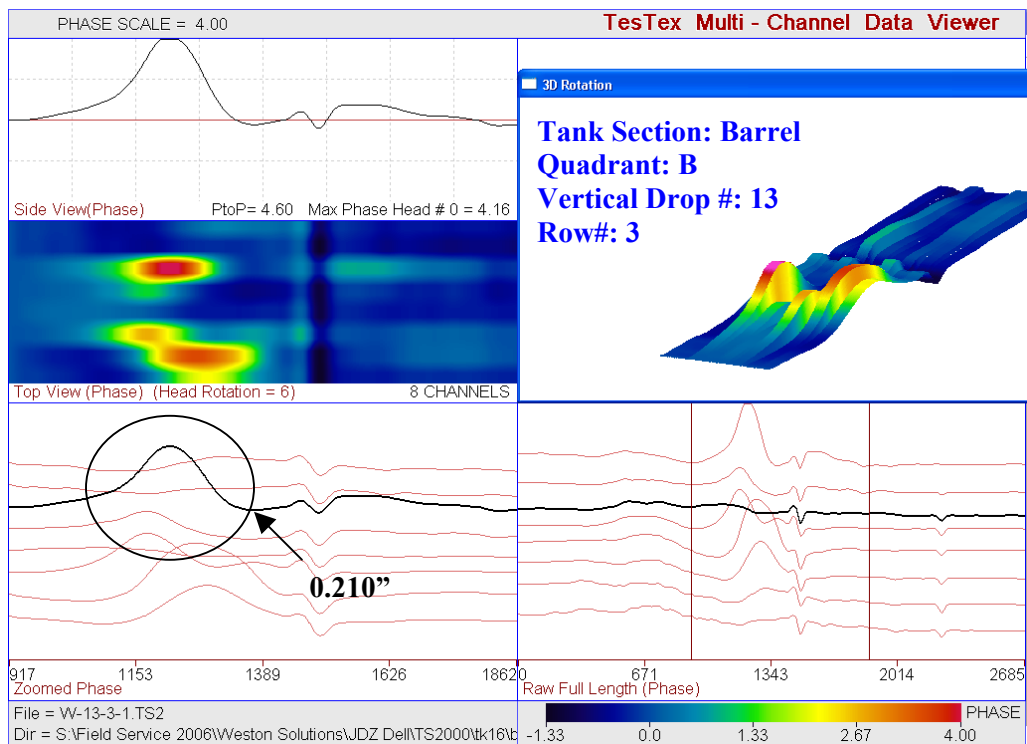


Flaw # 29: The waveform above depicts lack of fusion exhibiting 0.070" wall remaining.

APPENDIX A – SAMPLE WAVEFORMS

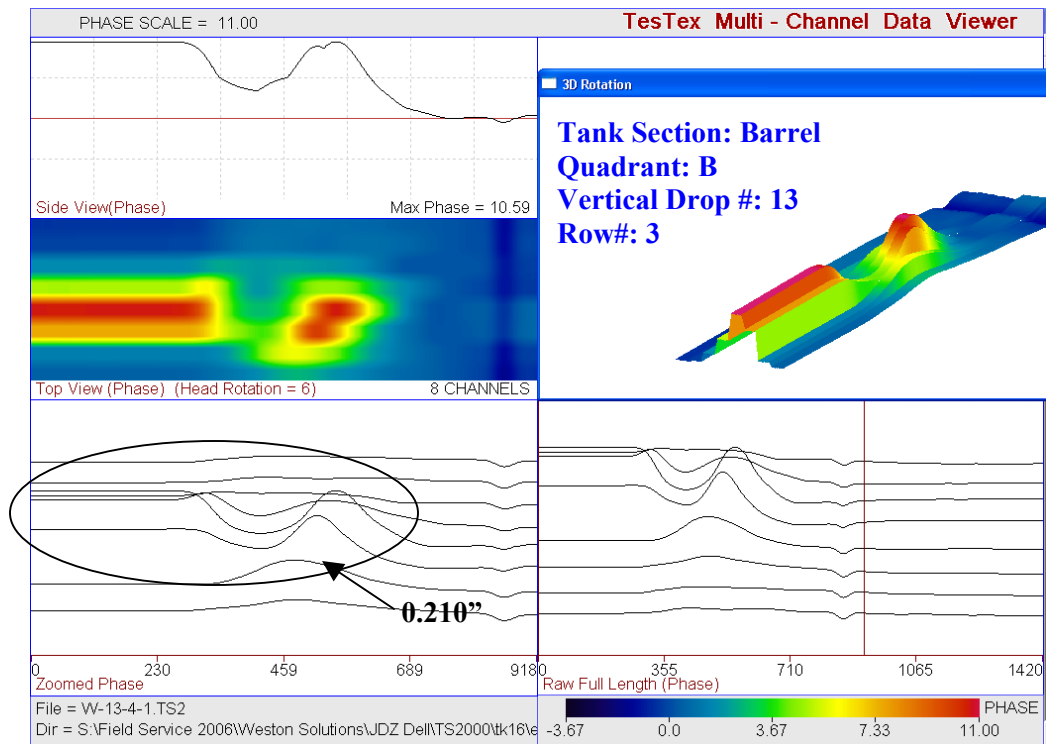


Flaw # 213: The waveform above depicts underside corrosion exhibiting 0.120" wall remaining.

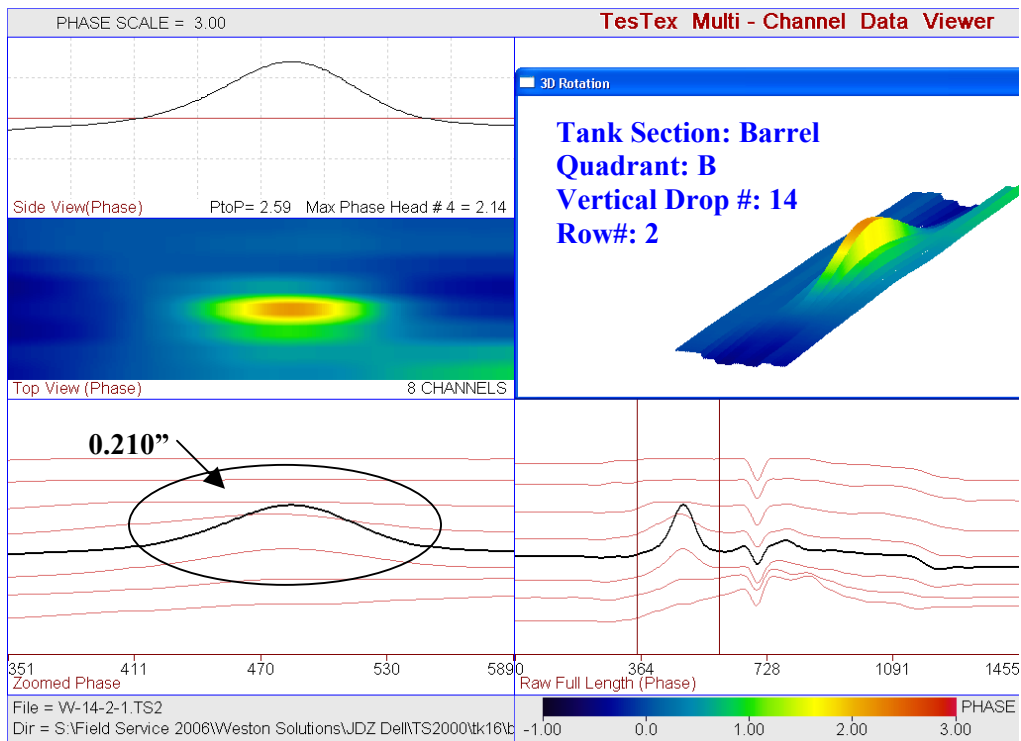


Flaw # 246: The waveform above depicts underside corrosion exhibiting 0.210" wall remaining.

APPENDIX A – SAMPLE WAVEFORMS

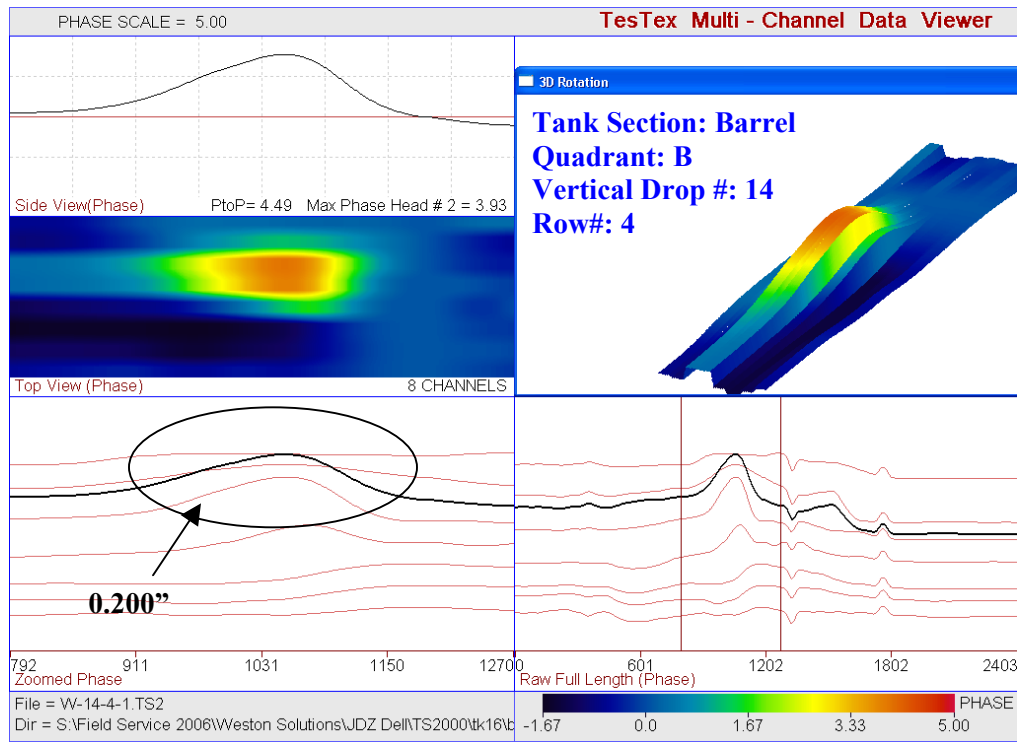


Flaw # 248 & 249: The waveform above depicts porosity exhibiting wall remaining of .205 and underside corrosion exhibiting 0.210" wall remaining.

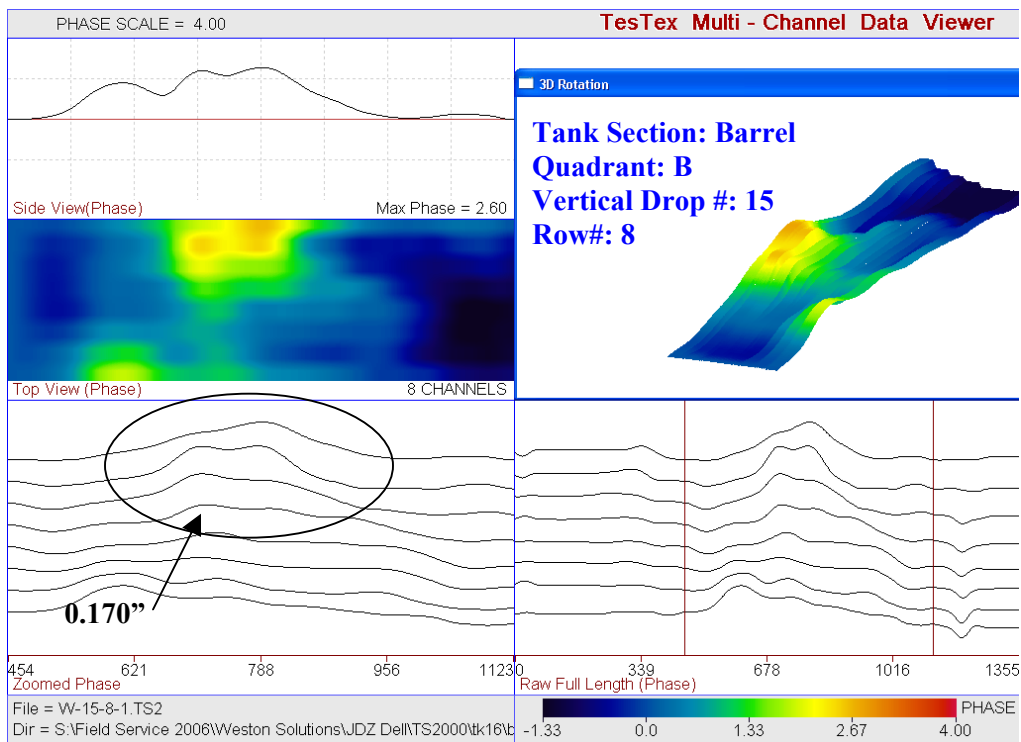


Flaw # 250: The waveform above depicts underside corrosion exhibiting 0.210" wall remaining.

APPENDIX A – SAMPLE WAVEFORMS

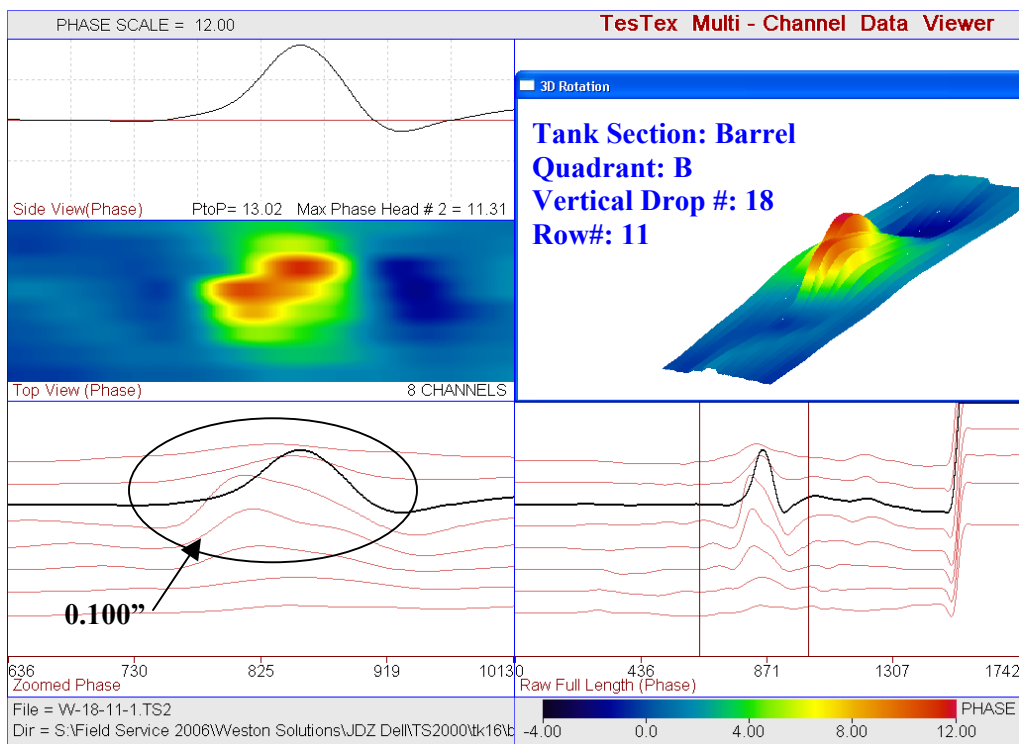
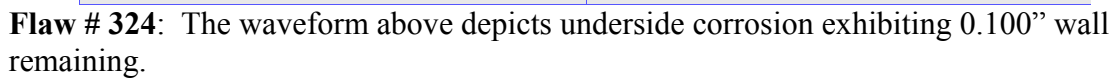


Flaw # 255: The waveform above depicts underside corrosion exhibiting 0.200" wall remaining.

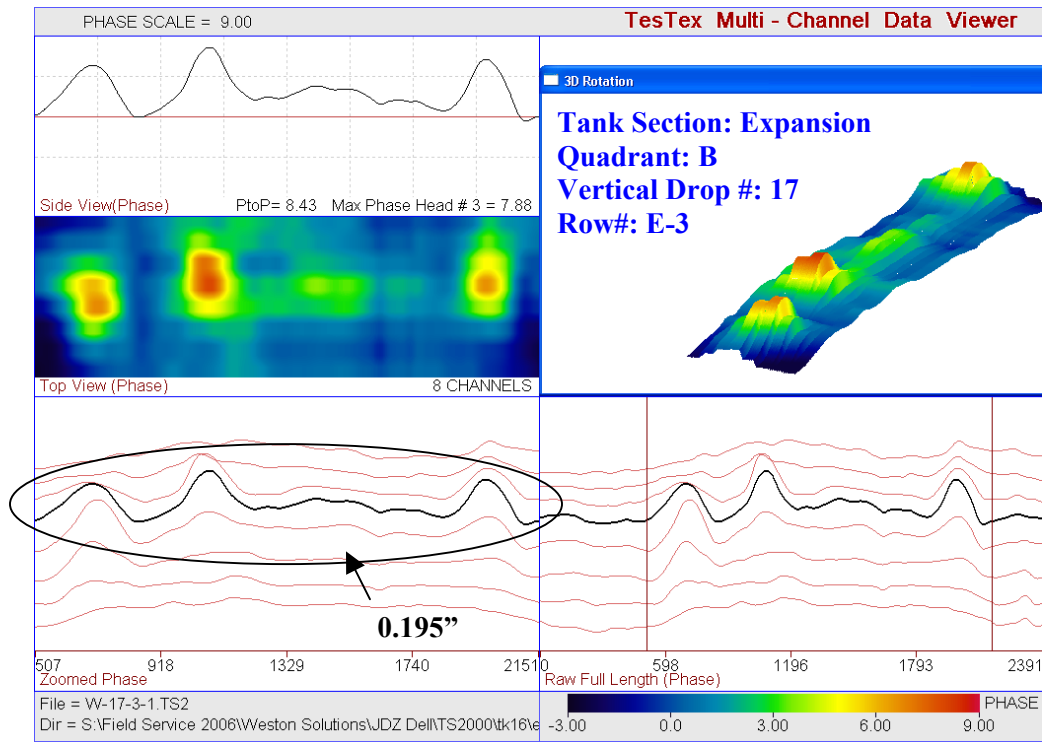


Flaw # 304: The waveform above depicts underside corrosion exhibiting 0.170" wall remaining.

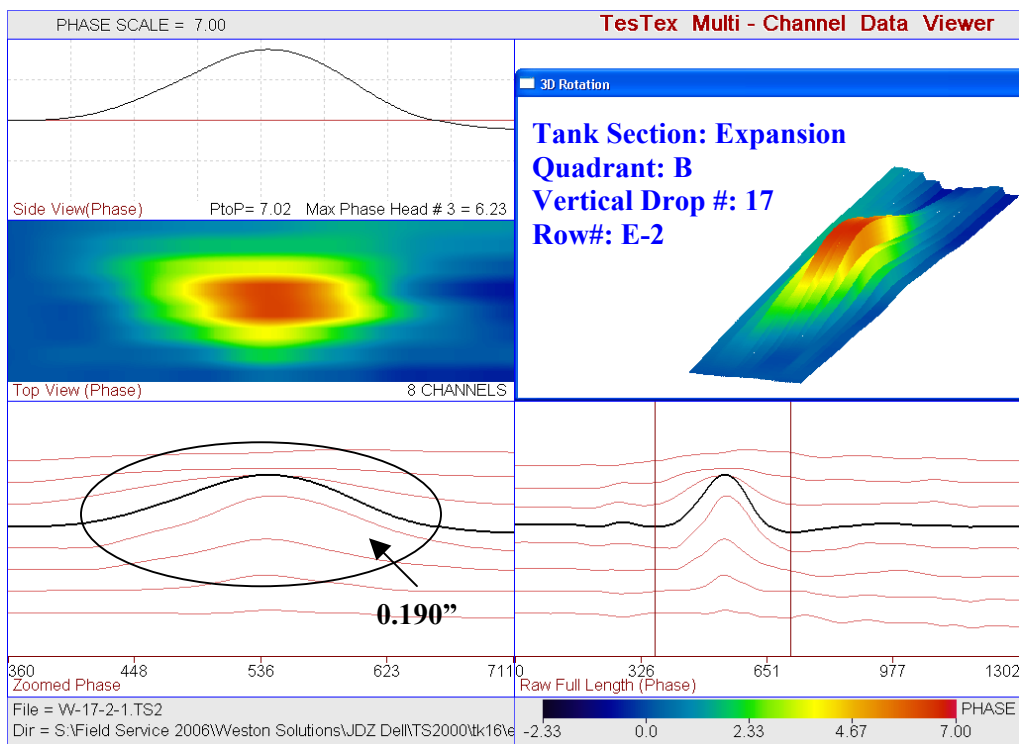
Flaw # 322: The waveform above depicts underside corrosion exhibiting 0.150" wall remaining.



APPENDIX A – SAMPLE WAVEFORMS

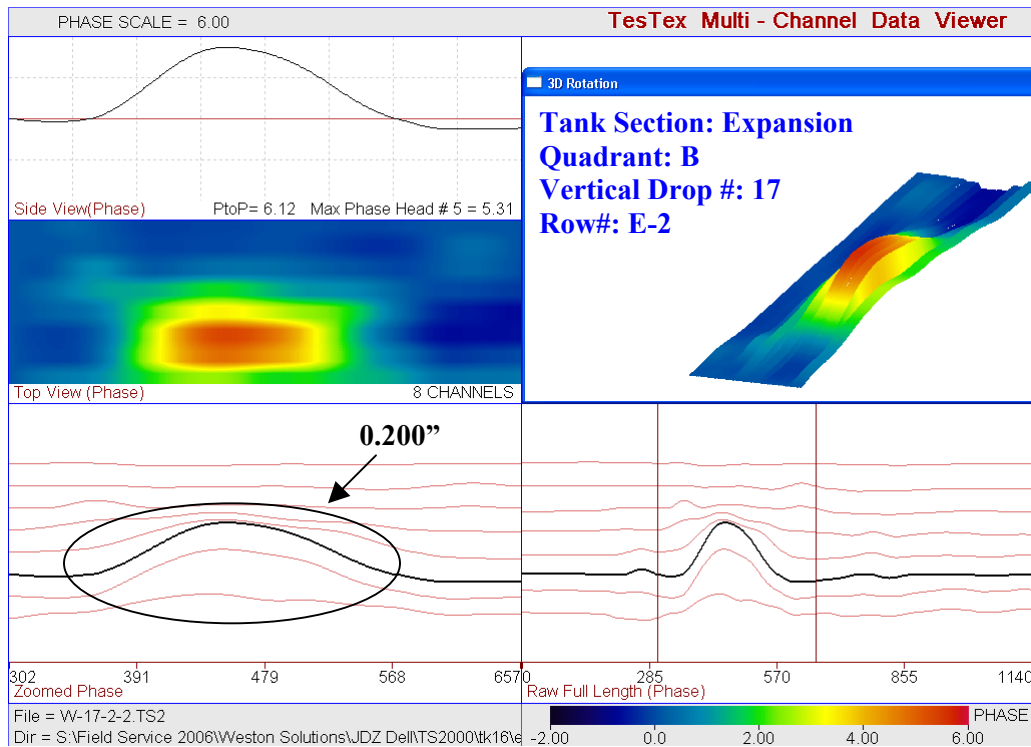


Flaw # 377: The waveform above depicts an underside corrosion area exhibiting 0.195" wall remaining.

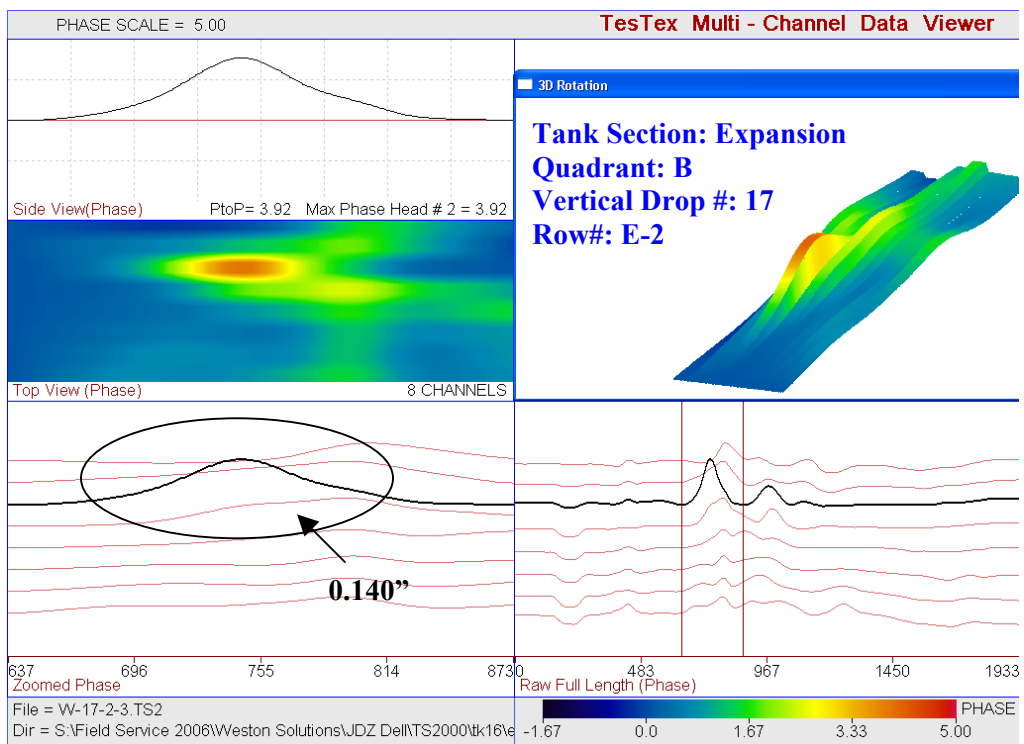


Flaw # 379: The waveform above depicts underside corrosion exhibiting 0.190" wall remaining.

APPENDIX A – SAMPLE WAVEFORMS

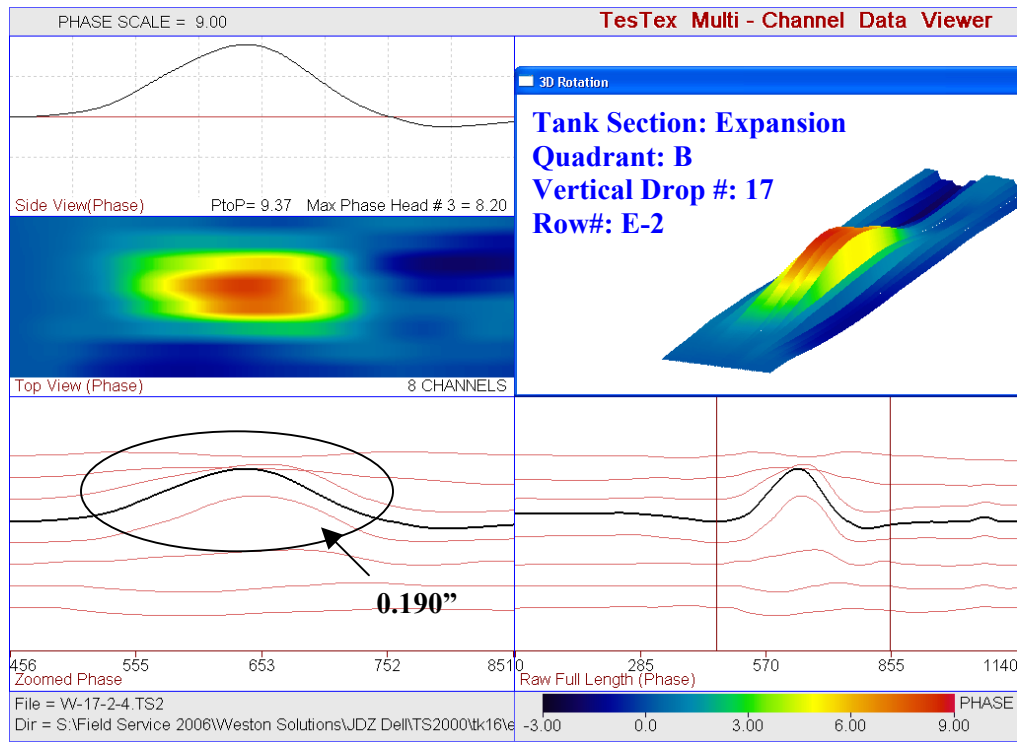


Flaw # 380: The waveform above depicts underside corrosion exhibiting 0.200" wall remaining.

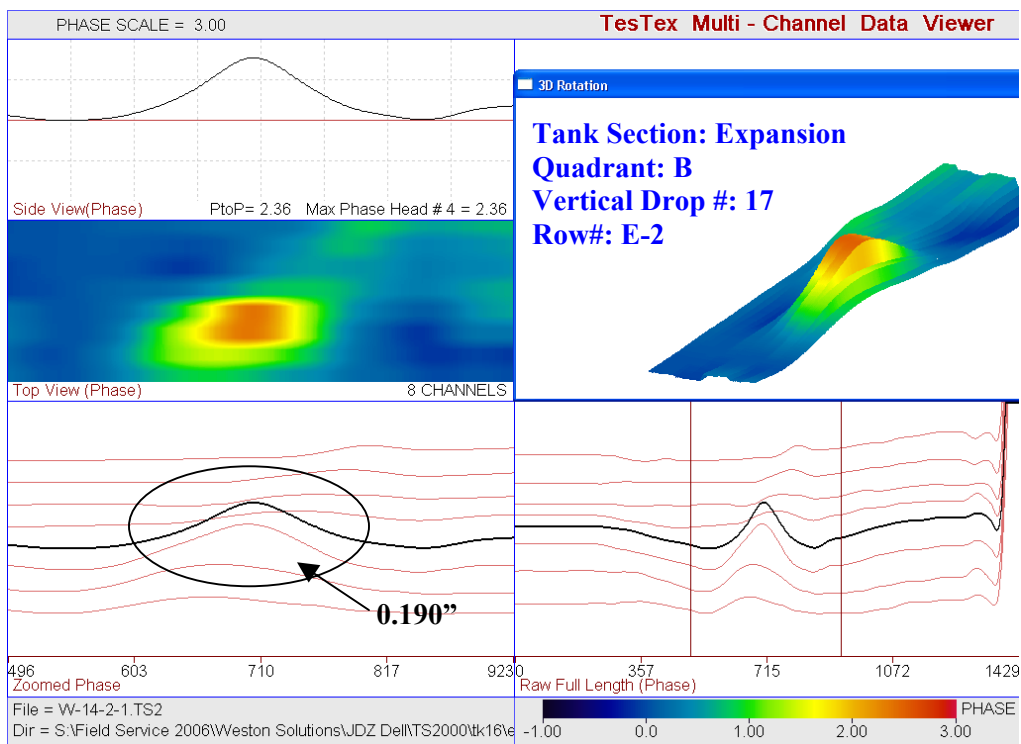


Flaw # 381: The waveform above depicts underside corrosion exhibiting 0.140" wall remaining.

APPENDIX A – SAMPLE WAVEFORMS

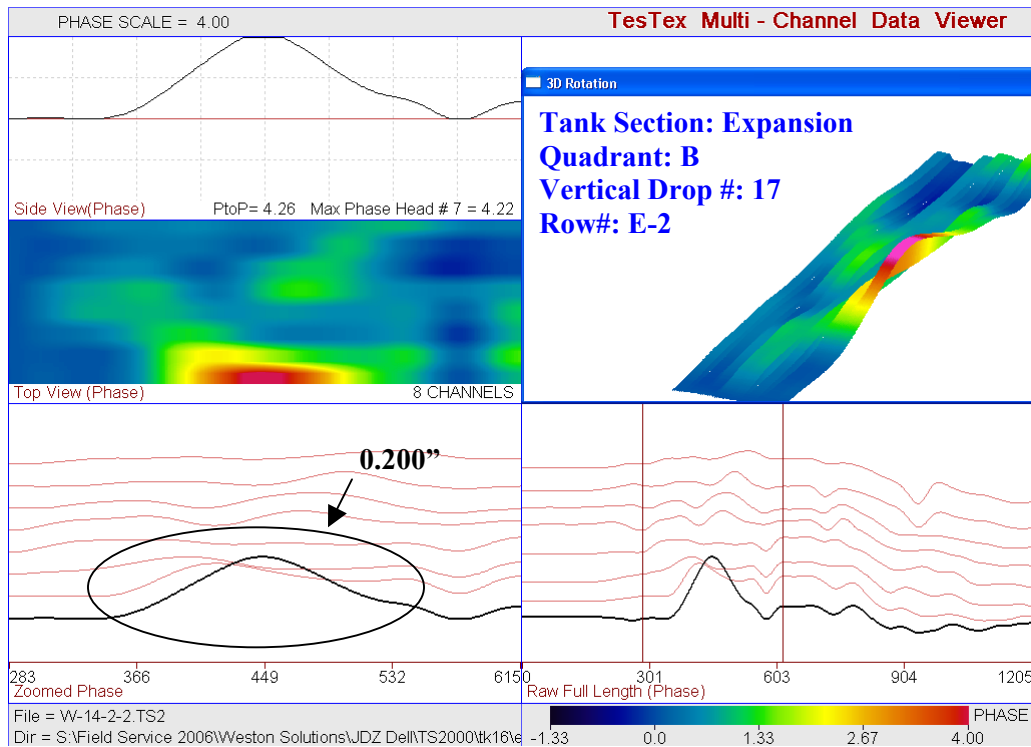


Flaw # 382: The waveform above depicts underside corrosion exhibiting 0.190" wall remaining.

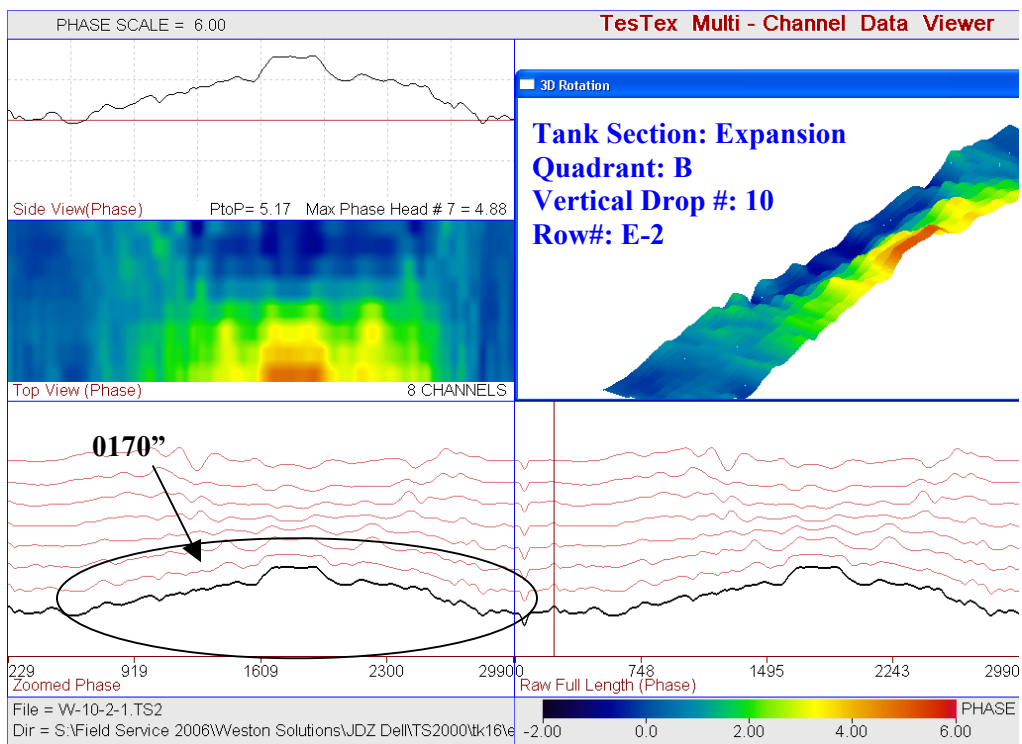


Flaw # 429: The waveform above depicts underside corrosion exhibiting 0.190" wall remaining.

APPENDIX A – SAMPLE WAVEFORMS

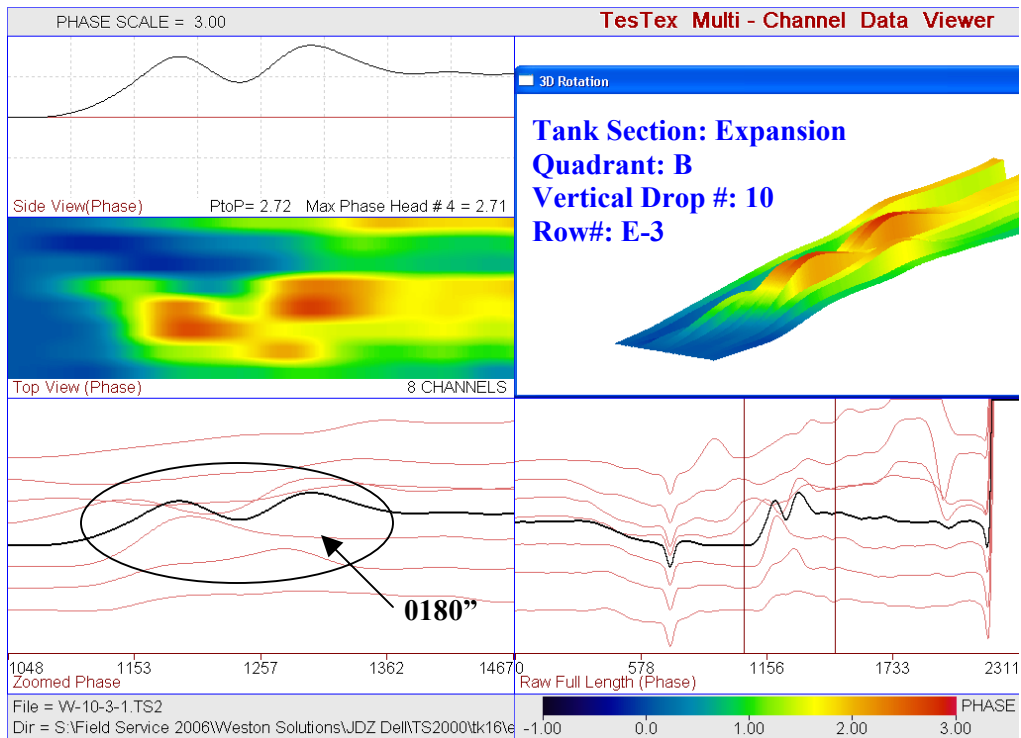


Flaw # 430: The waveform above depicts underside corrosion exhibiting 0.200" wall remaining.

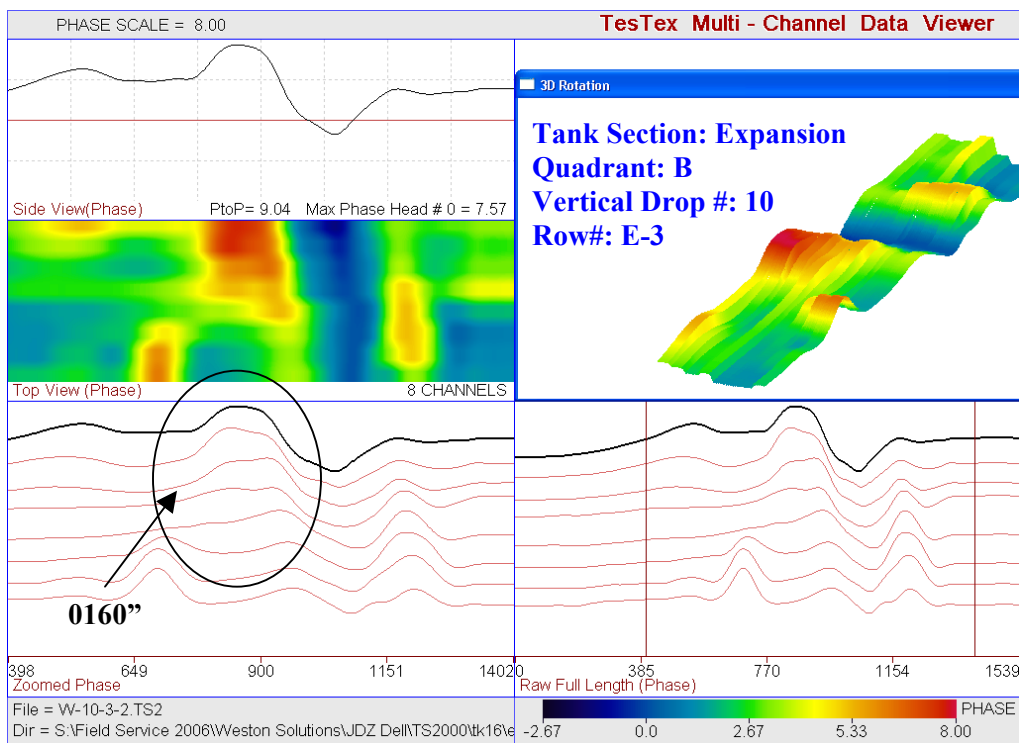


Flaw # 440: The waveform above depicts underside corrosion exhibiting 0.170" wall remaining.

APPENDIX A – SAMPLE WAVEFORMS

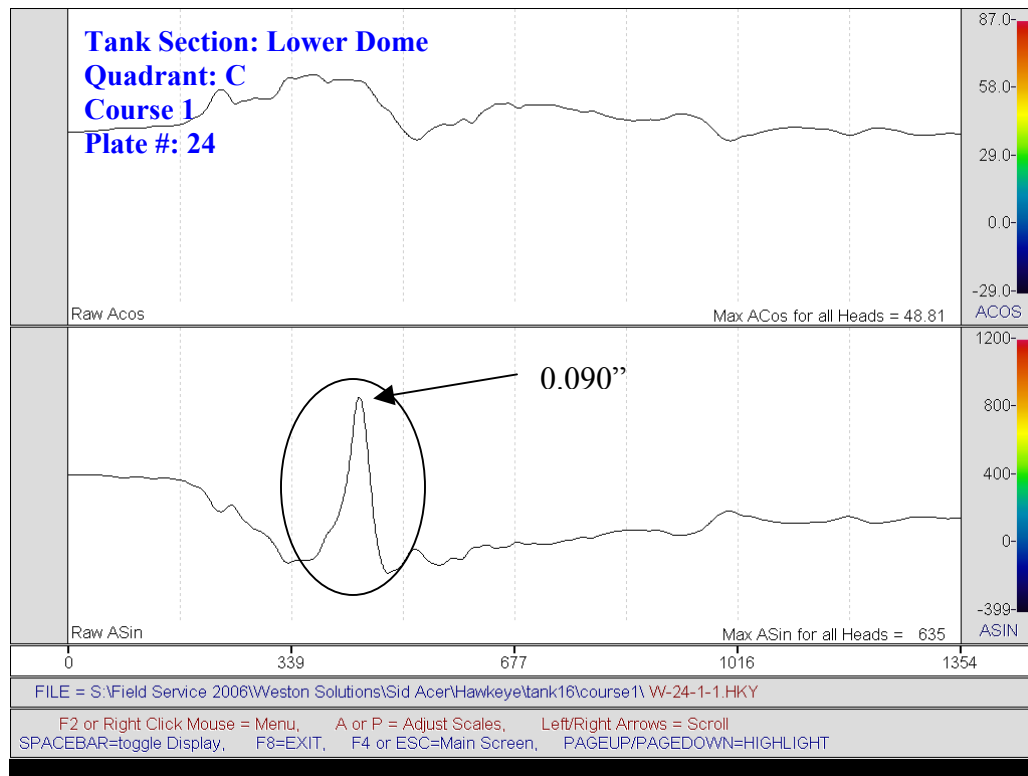


Flaw # 442: The waveform above depicts underside corrosion exhibiting 0.180" wall remaining.

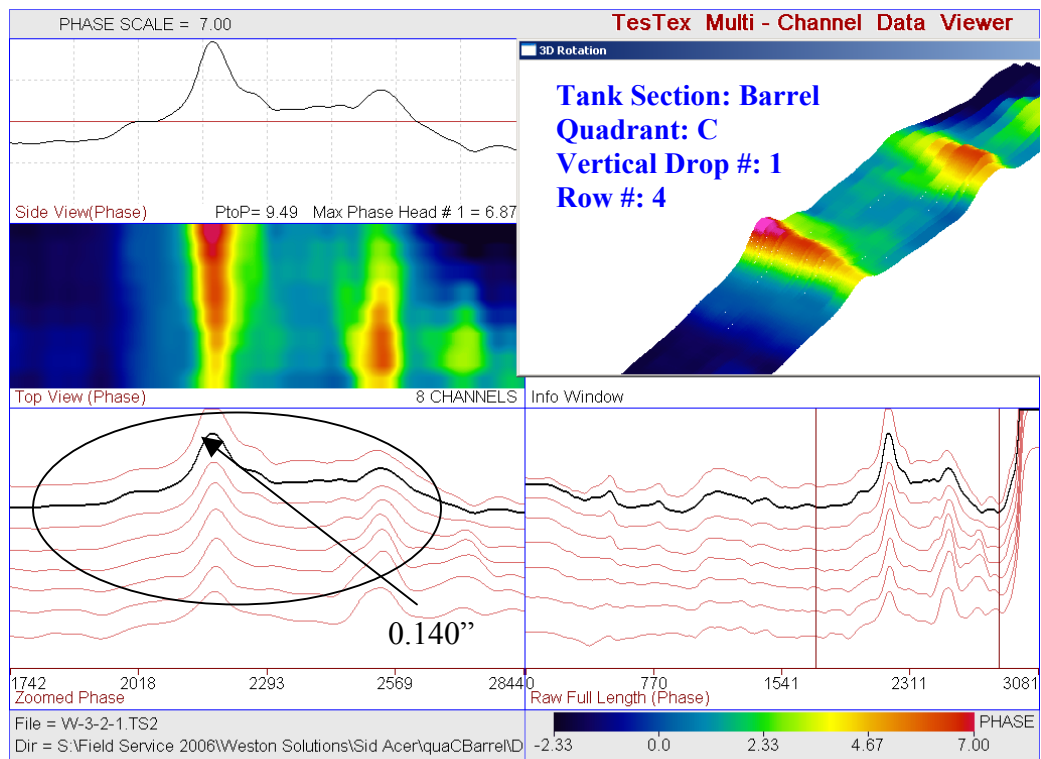


Flaw # 443: The waveform above depicts underside corrosion exhibiting 0.160" wall remaining.

APPENDIX A – SAMPLE WAVEFORMS

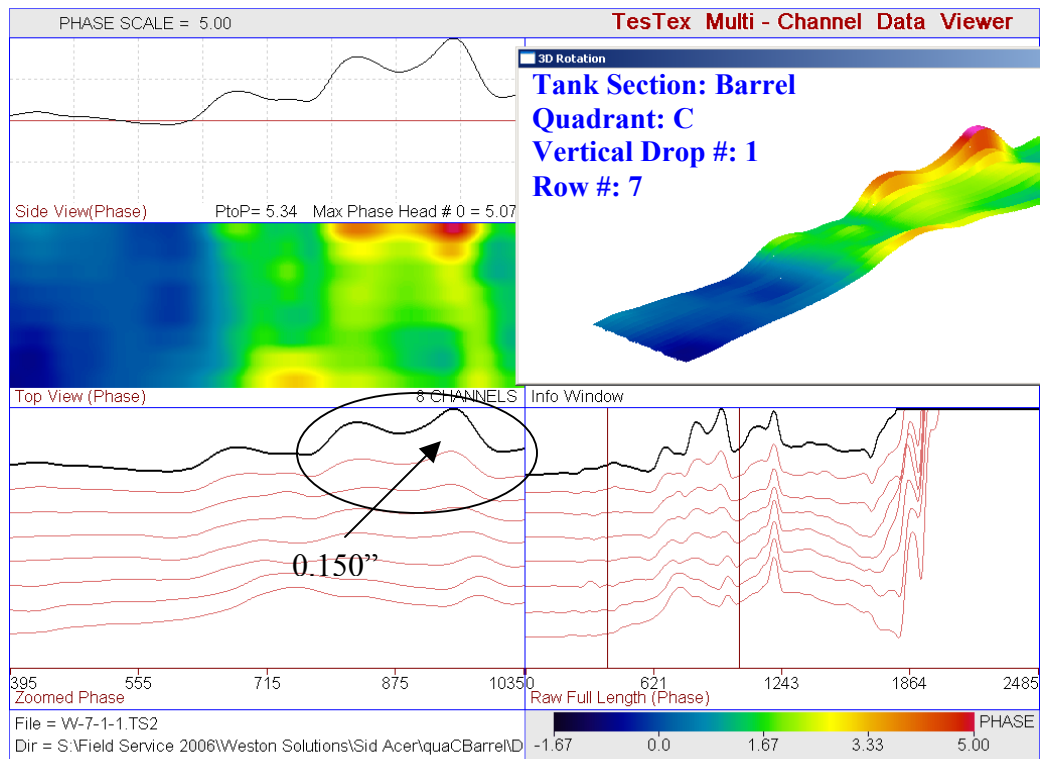


Flaw # 25: The waveform above depicts porosity in the junction of Plates 24 and 25.

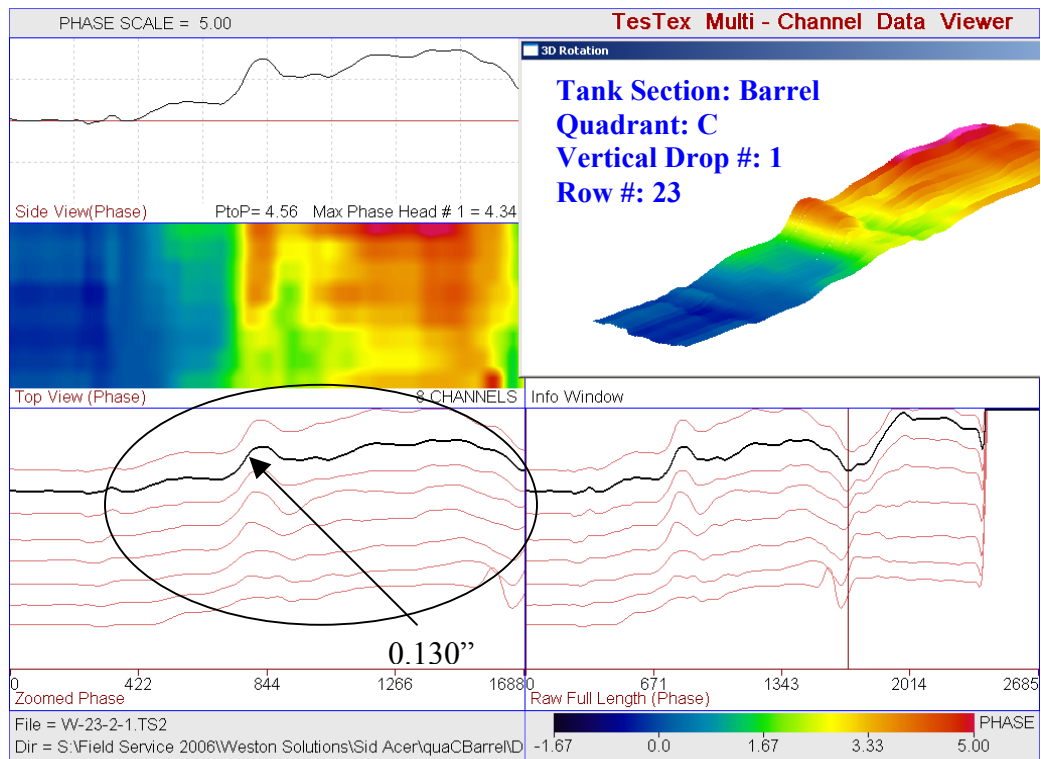


Flaw # 76: The waveform above depicts underside corrosion exhibiting 0.140" wall remaining.

APPENDIX A – SAMPLE WAVEFORMS

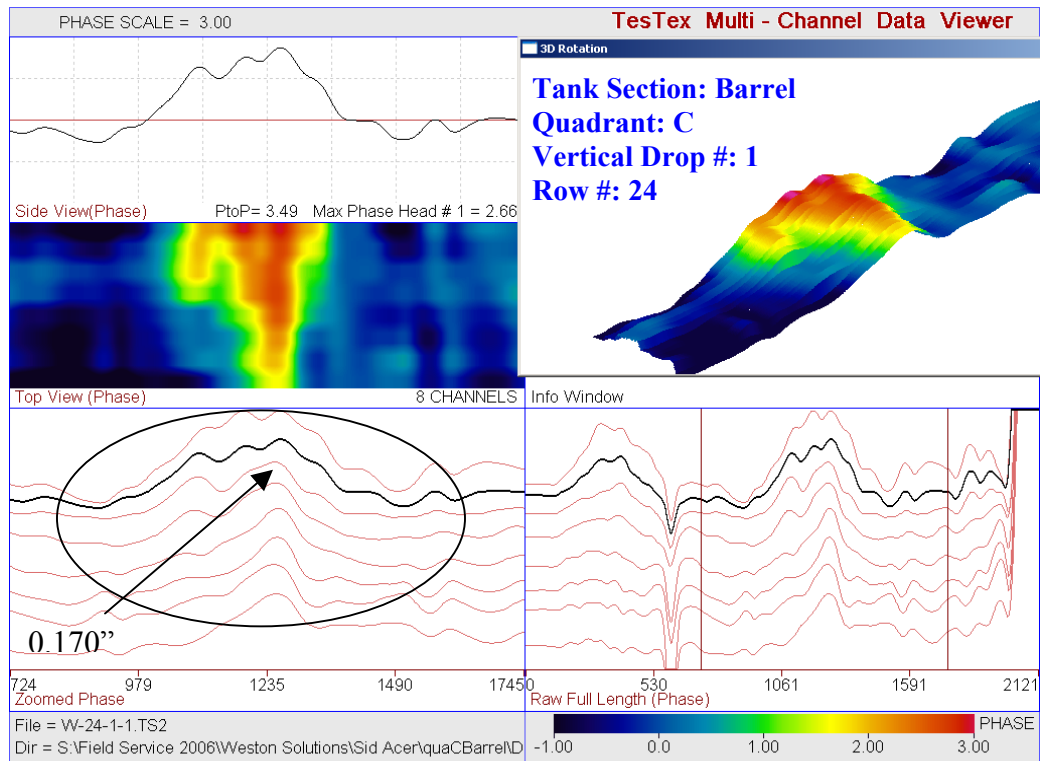


Flaw # 77: The waveform above depicts underside corrosion exhibiting 0.150" wall remaining.

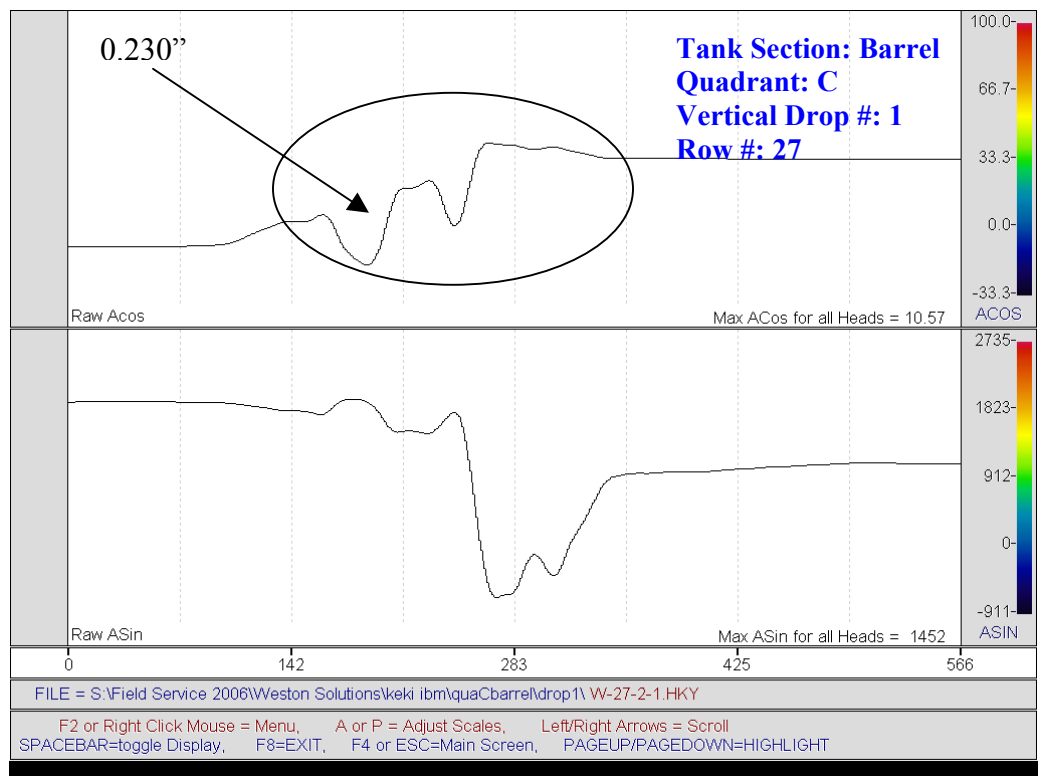


Flaw # 82: The waveform above depicts underside corrosion exhibiting 0.130" wall remaining.

APPENDIX A – SAMPLE WAVEFORMS

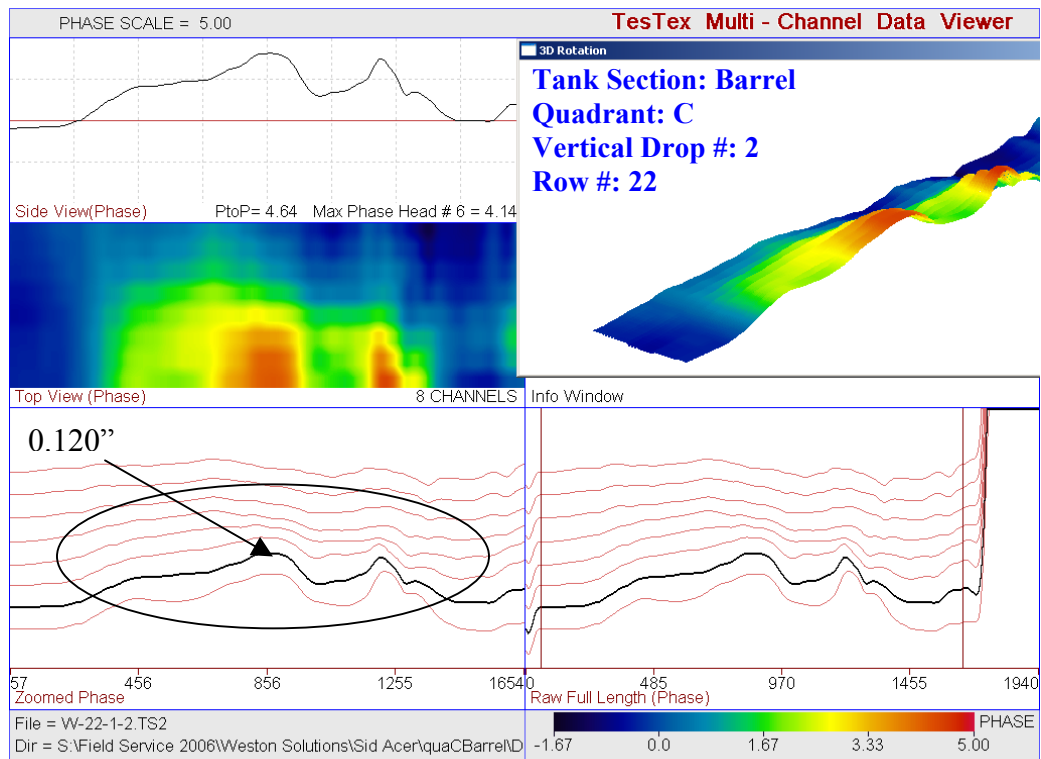


Flaw # 83: The waveform above depicts underside corrosion exhibiting 0.170" wall remaining.

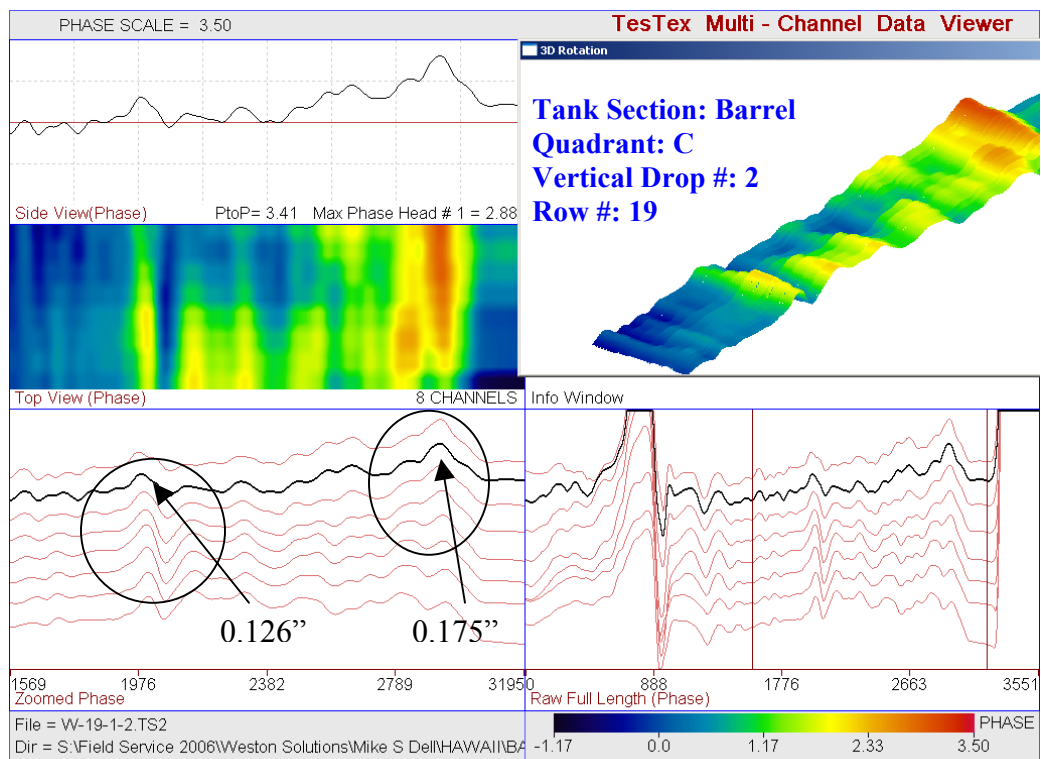


Flaw # 94: The waveform above depicts a pinhole exhibiting 0.220" wall remaining.

APPENDIX A – SAMPLE WAVEFORMS

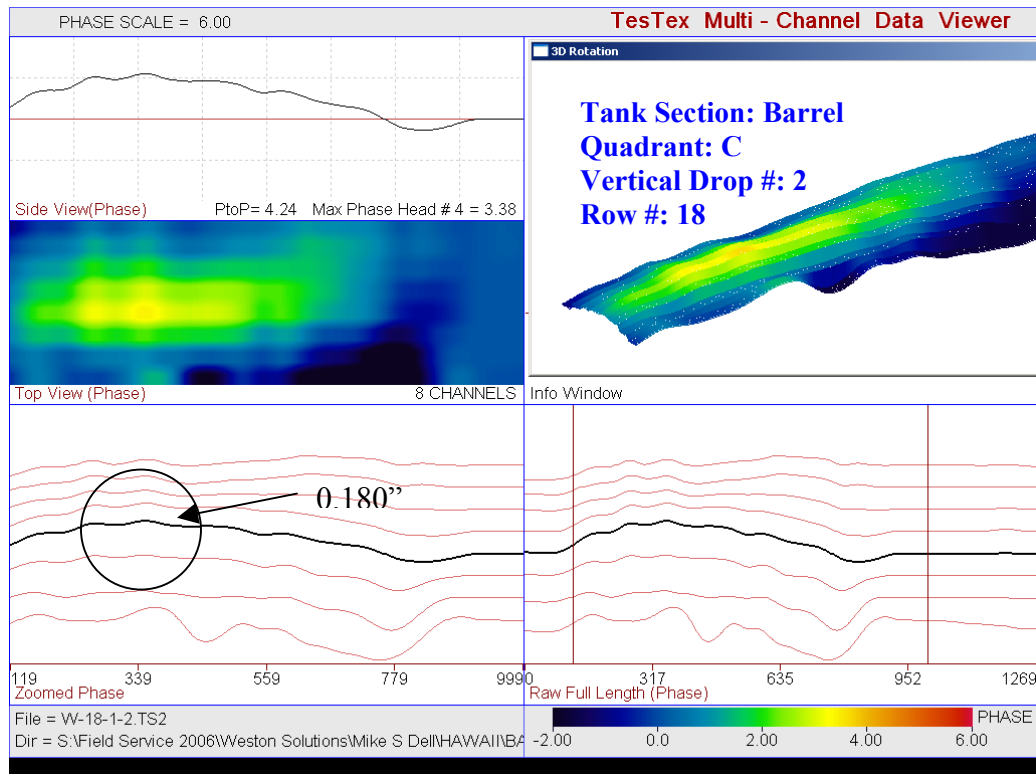


Flaw # 105: The waveform above depicts underside corrosion exhibiting 0.120" wall remaining.

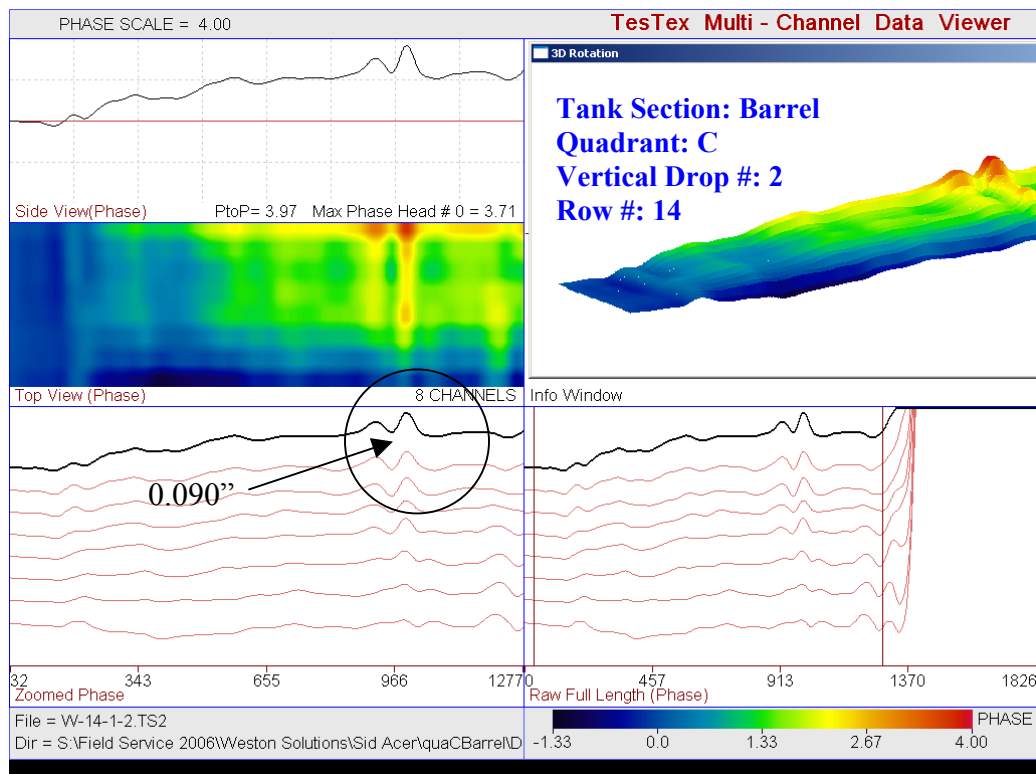


Flaw(s) #106, #107: The waveform above depicts underside corrosion exhibiting 0.126" and 0.175" wall remaining respectively.

APPENDIX A – SAMPLE WAVEFORMS

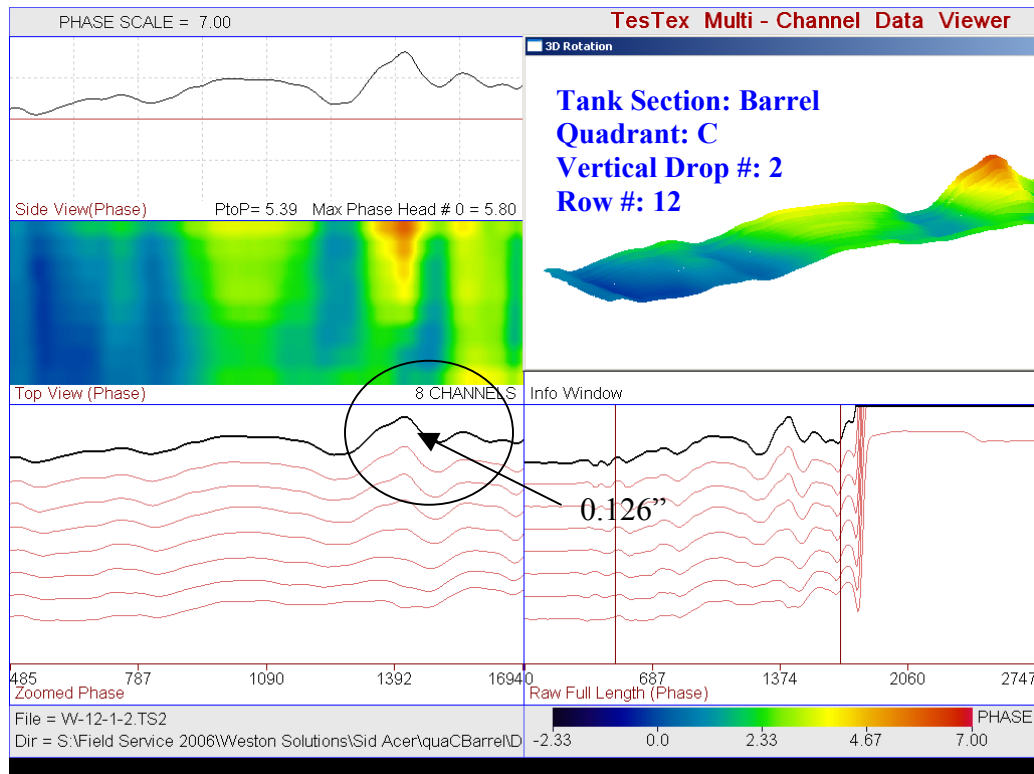


Flaw # 108: The waveform above depicts underside corrosion exhibiting 0.180" wall remaining.

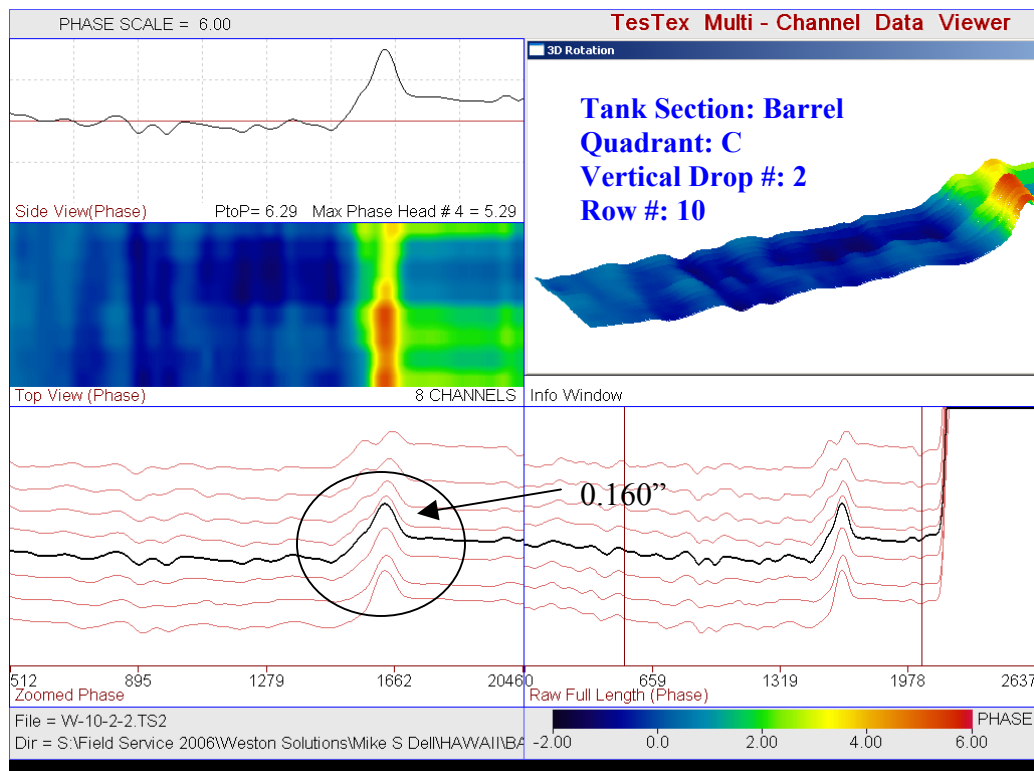


Flaw # 112: The waveform above depicts underside corrosion exhibiting 0.090" wall remaining.

APPENDIX A – SAMPLE WAVEFORMS

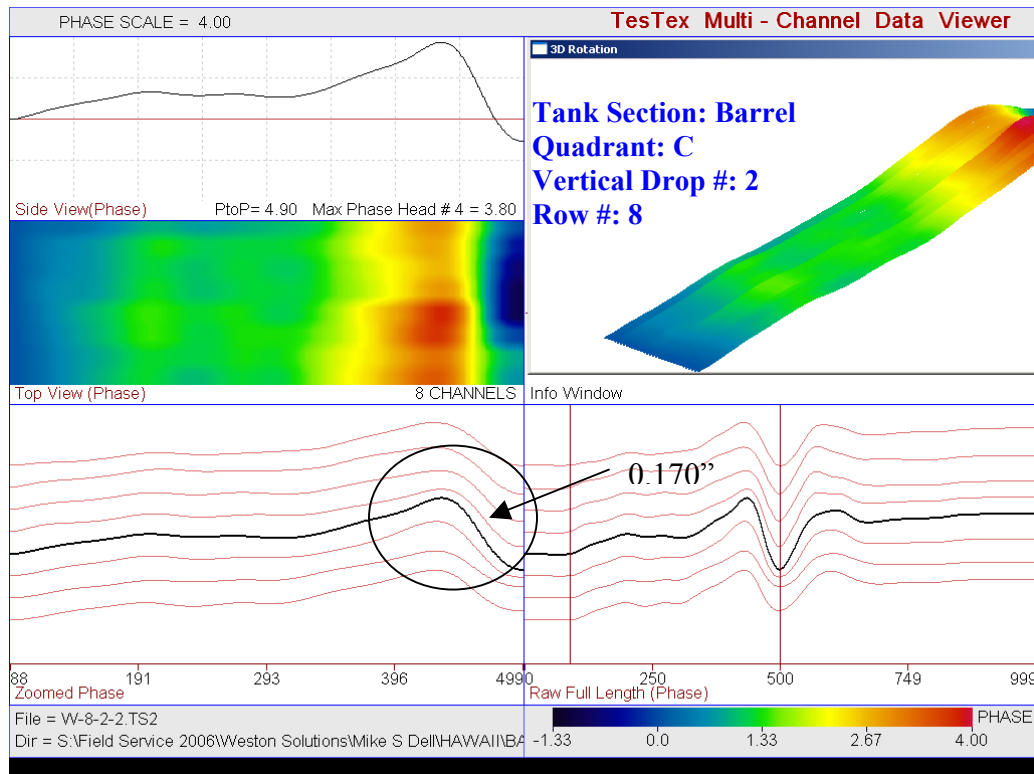


Flaw # 113: The waveform above depicts underside corrosion exhibiting 0.126" wall remaining.

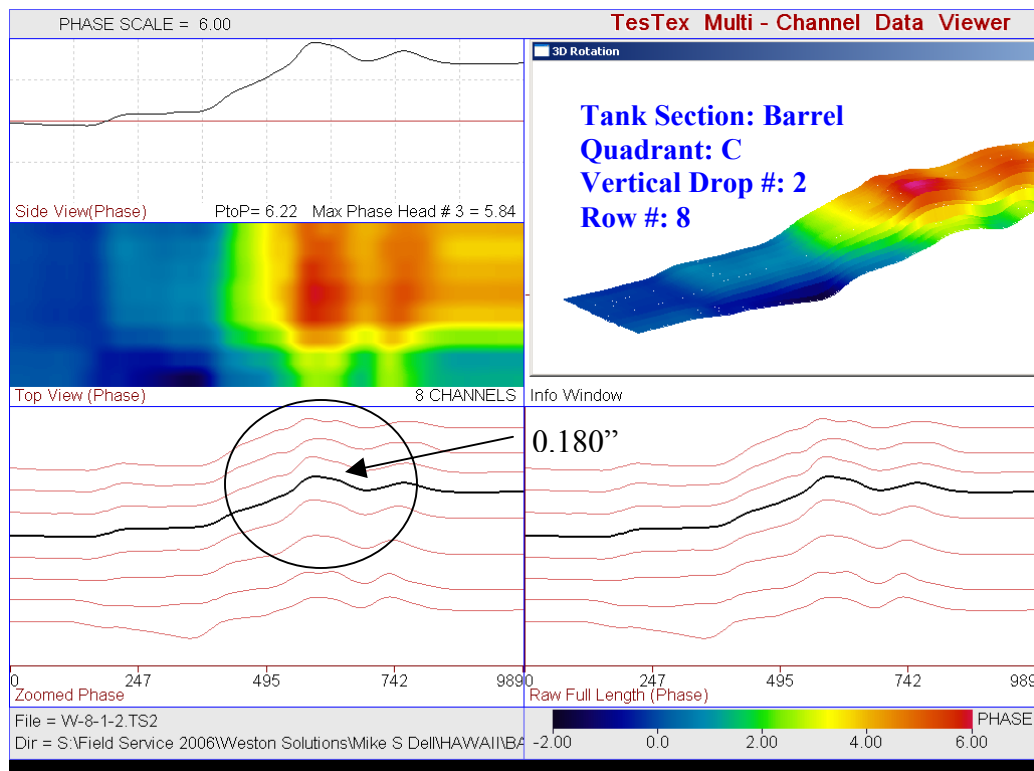


Flaw # 114: The waveform above depicts underside corrosion exhibiting 0.160" wall remaining.

APPENDIX A – SAMPLE WAVEFORMS

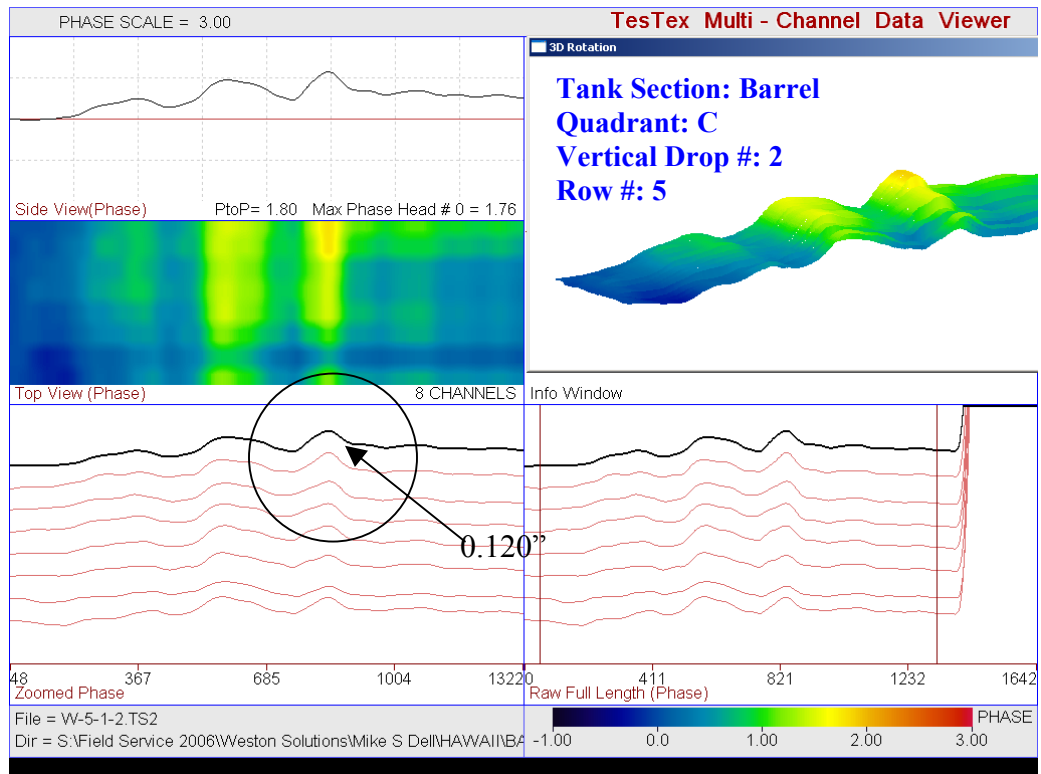


Flaw # 117: The waveform above depicts underside corrosion exhibiting 0.170" wall remaining.

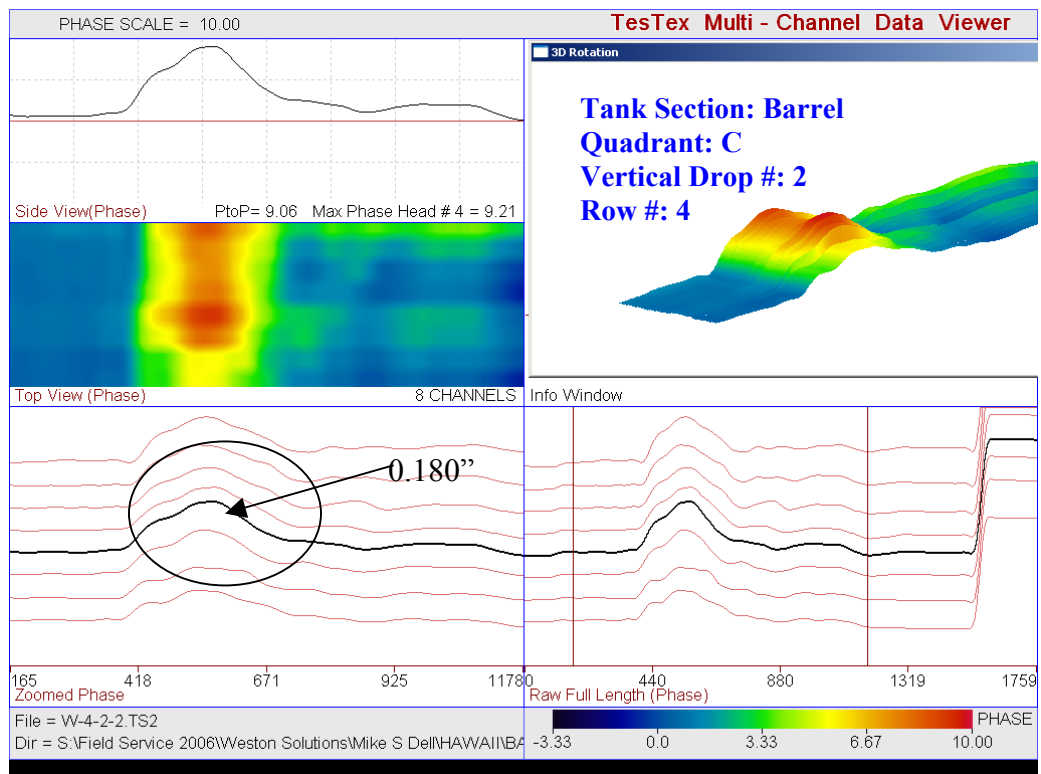


Flaw # 118: The waveform above depicts underside corrosion exhibiting 0.180" wall remaining.

APPENDIX A – SAMPLE WAVEFORMS

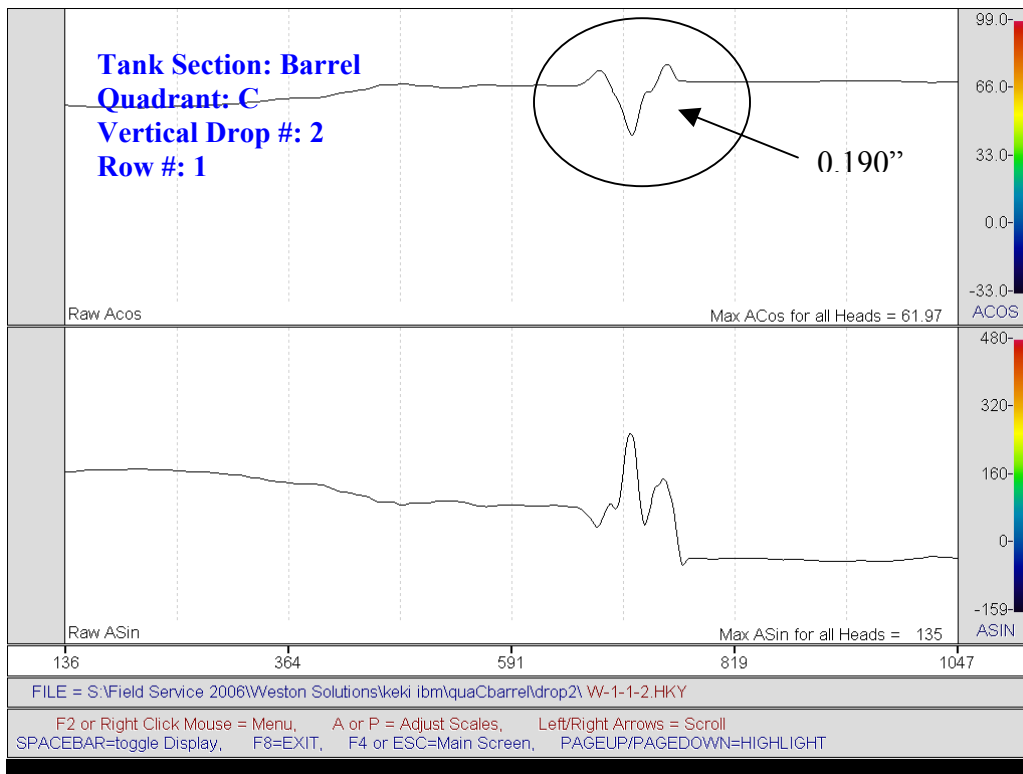


Flaw # 120: The waveform above depicts underside corrosion exhibiting 0.120" wall remaining.

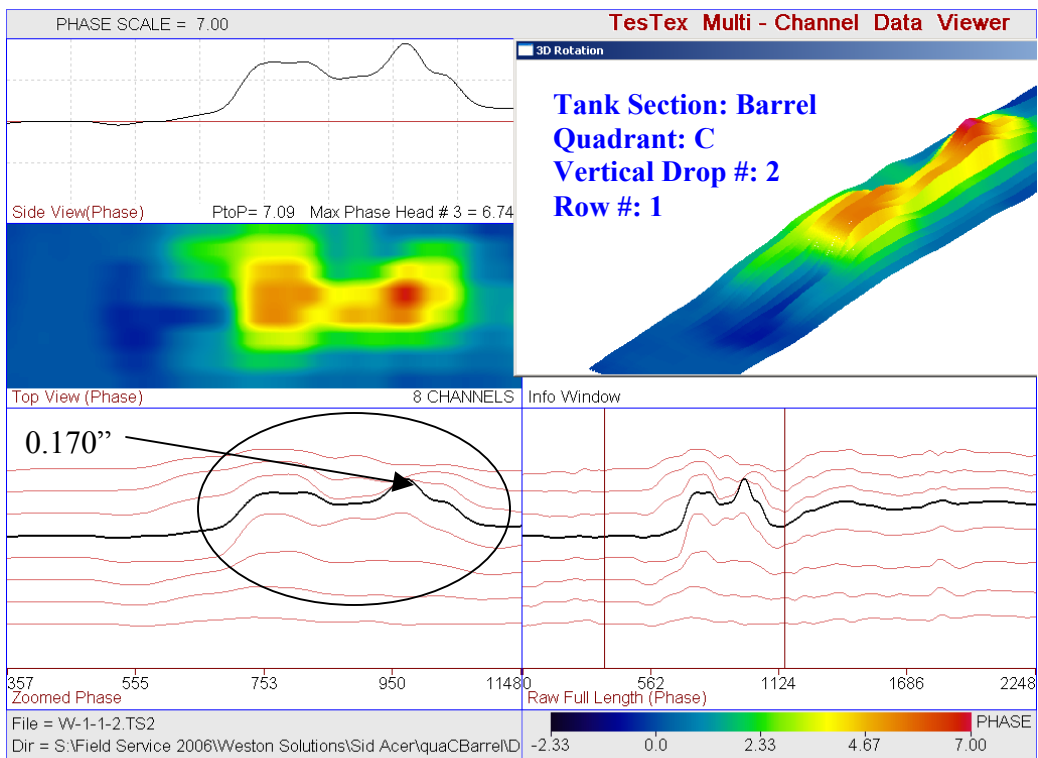


Flaw # 121: The waveform above depicts underside corrosion exhibiting 0.180" wall remaining.

APPENDIX A – SAMPLE WAVEFORMS

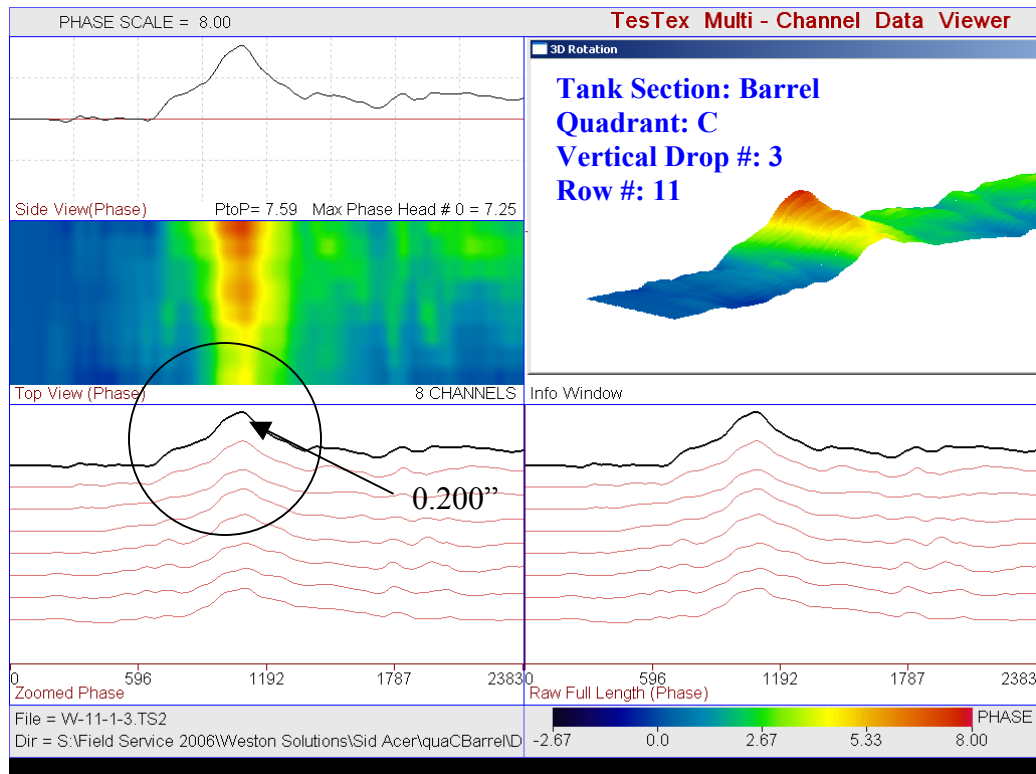


Flaw # 125: The waveform above depicts a pinhole exhibiting 0.190” wall remaining.

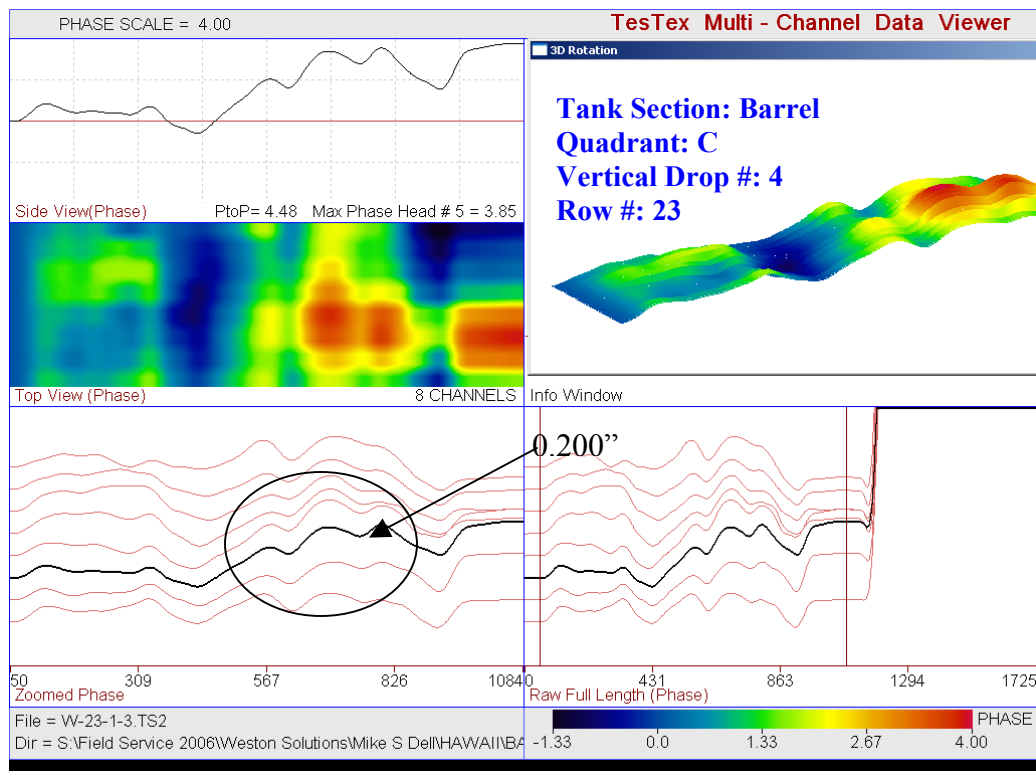


Flaw # 126: The waveform above depicts underside corrosion exhibiting 0.170” wall remaining.

APPENDIX A – SAMPLE WAVEFORMS

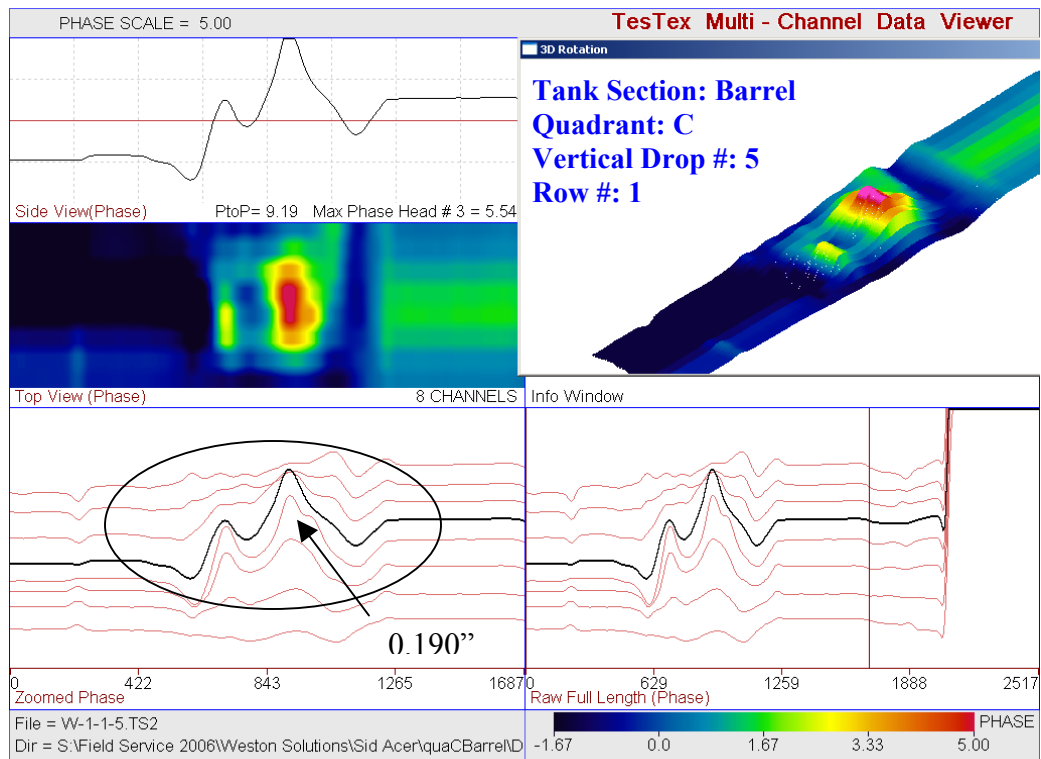


Flaw # 140: The waveform above depicts underside corrosion exhibiting 0.200" wall remaining.

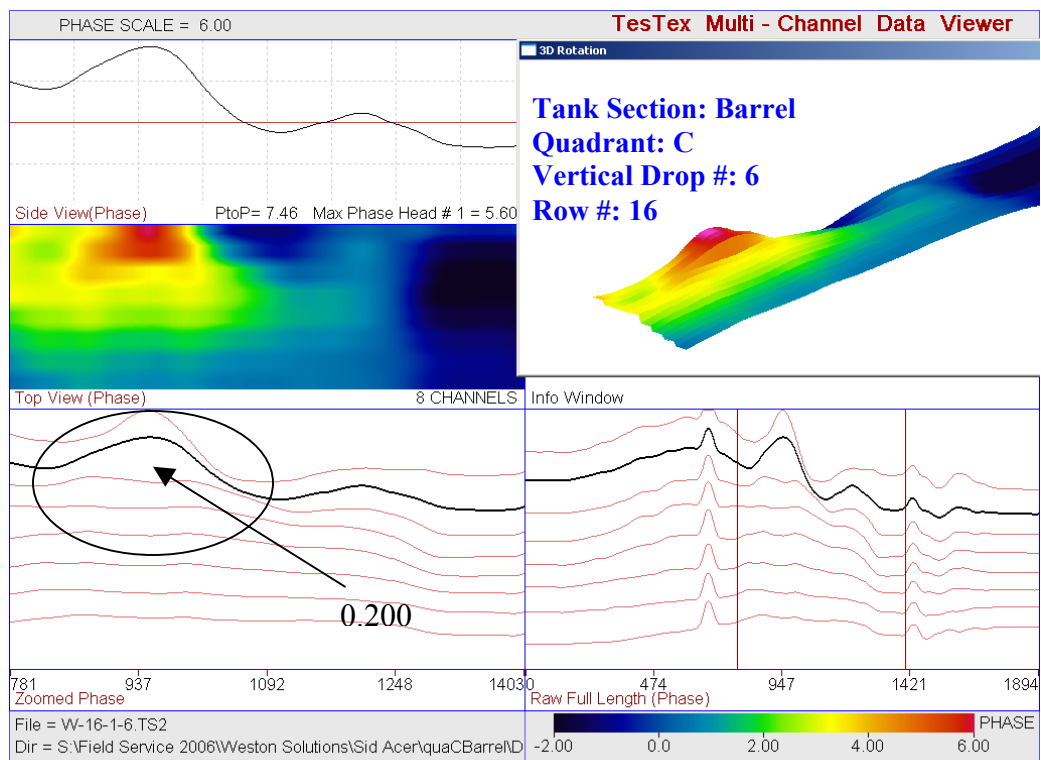


Flaw # 143: The waveform above depicts a topside gouge exhibiting 0.200" wall remaining.

APPENDIX A – SAMPLE WAVEFORMS

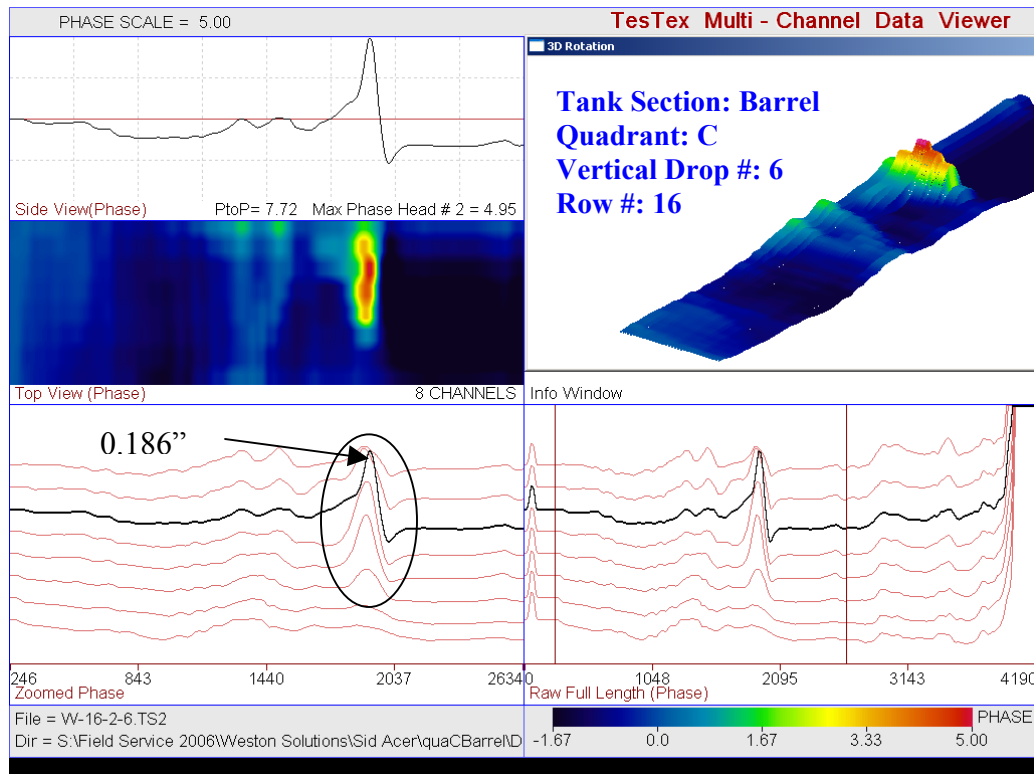


Flaw # 152: The waveform above depicts porosity exhibiting 0.190" wall remaining.

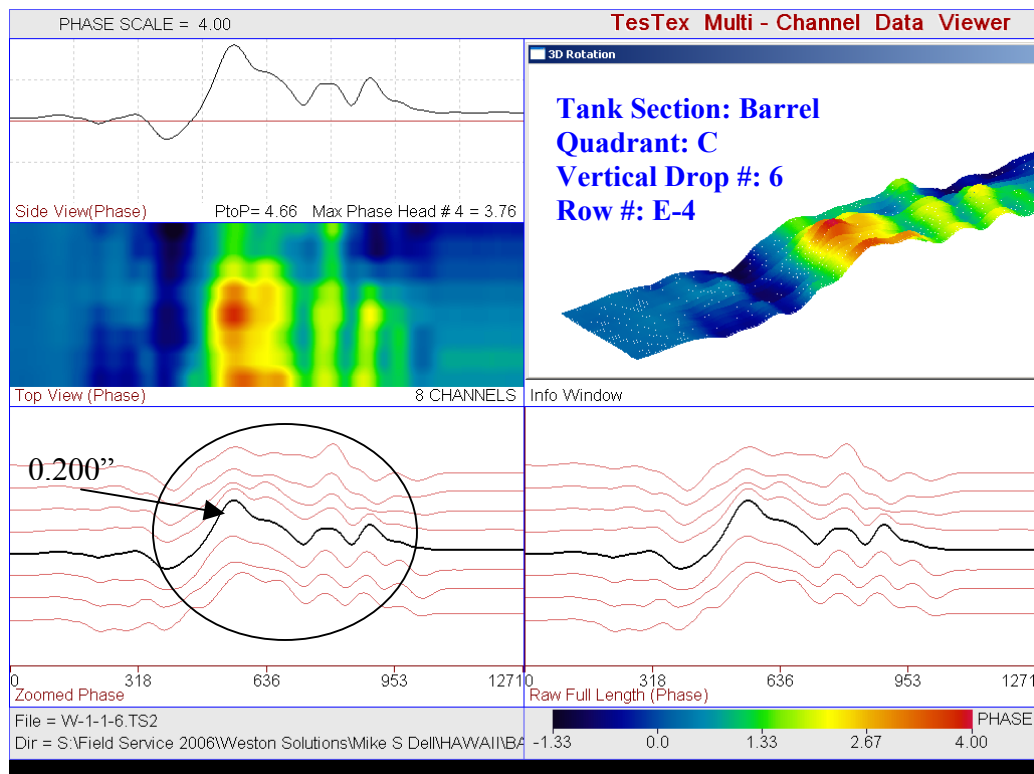


Flaw # 176: The waveform above depicts topside pit exhibiting 0.200" wall remaining.

APPENDIX A – SAMPLE WAVEFORMS

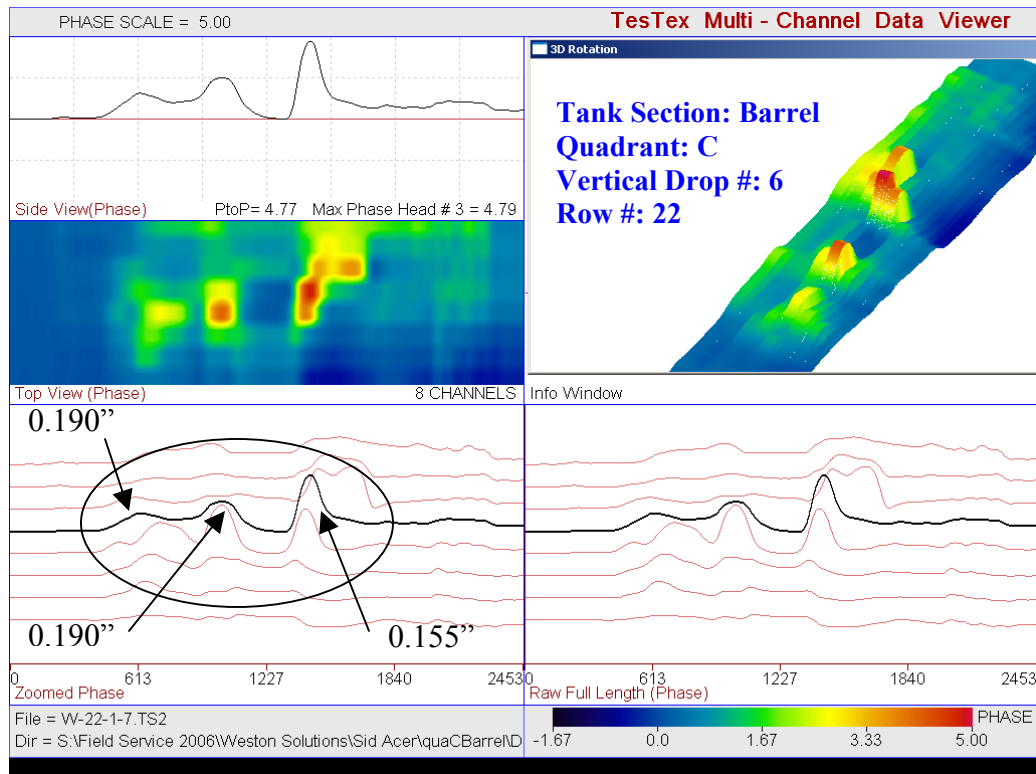


Flaw # 177: The waveform above depicts underside corrosion exhibiting 0.186" wall remaining.

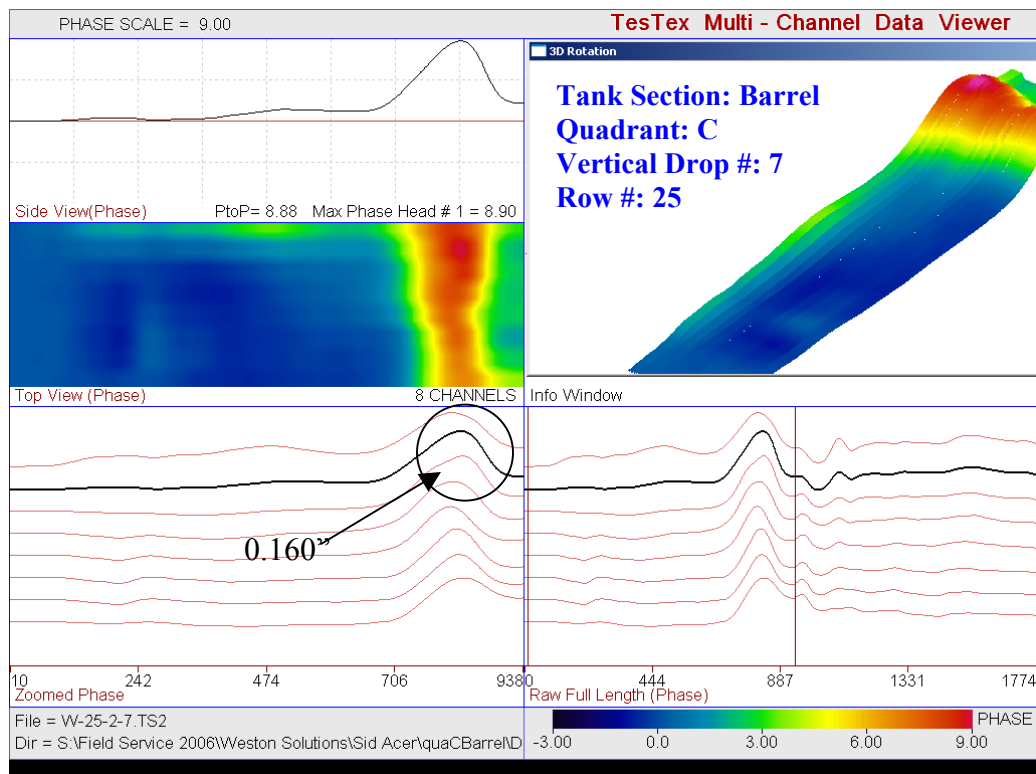


Flaw # 182: The waveform above depicts underside corrosion exhibiting 0.200" wall remaining.

APPENDIX A – SAMPLE WAVEFORMS

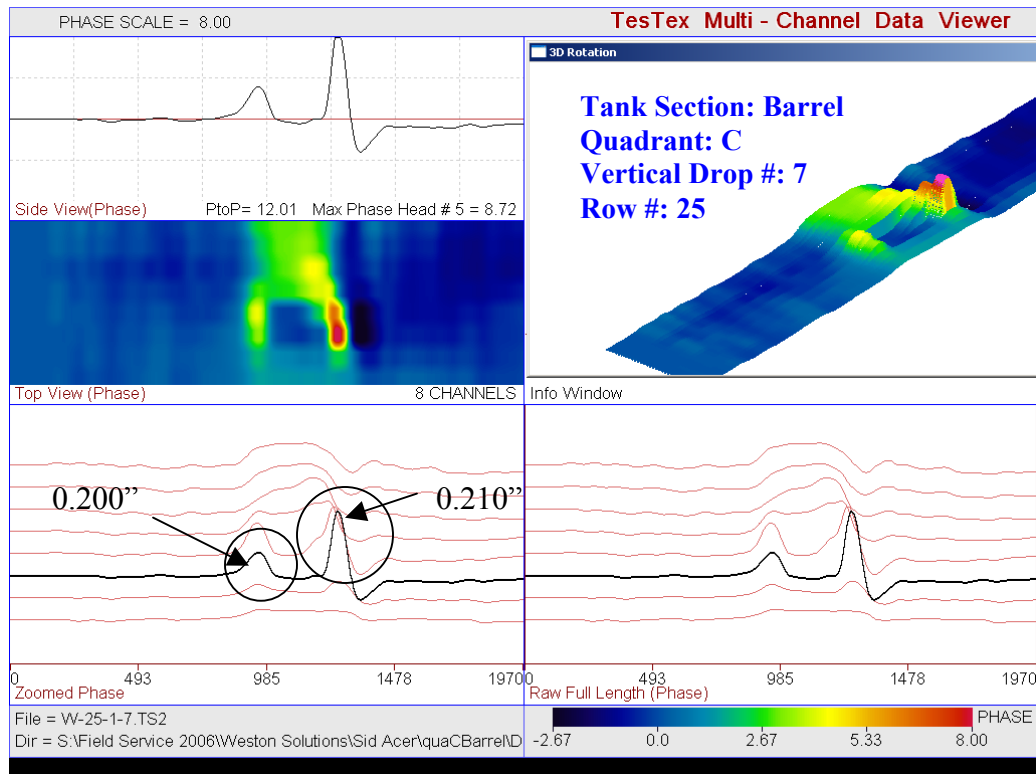


Flaw(s) # 185, 186, 187: The waveform above depicts two pits both exhibiting 0.190" wall remaining and underside corrosion exhibiting 0.155" wall remaining.

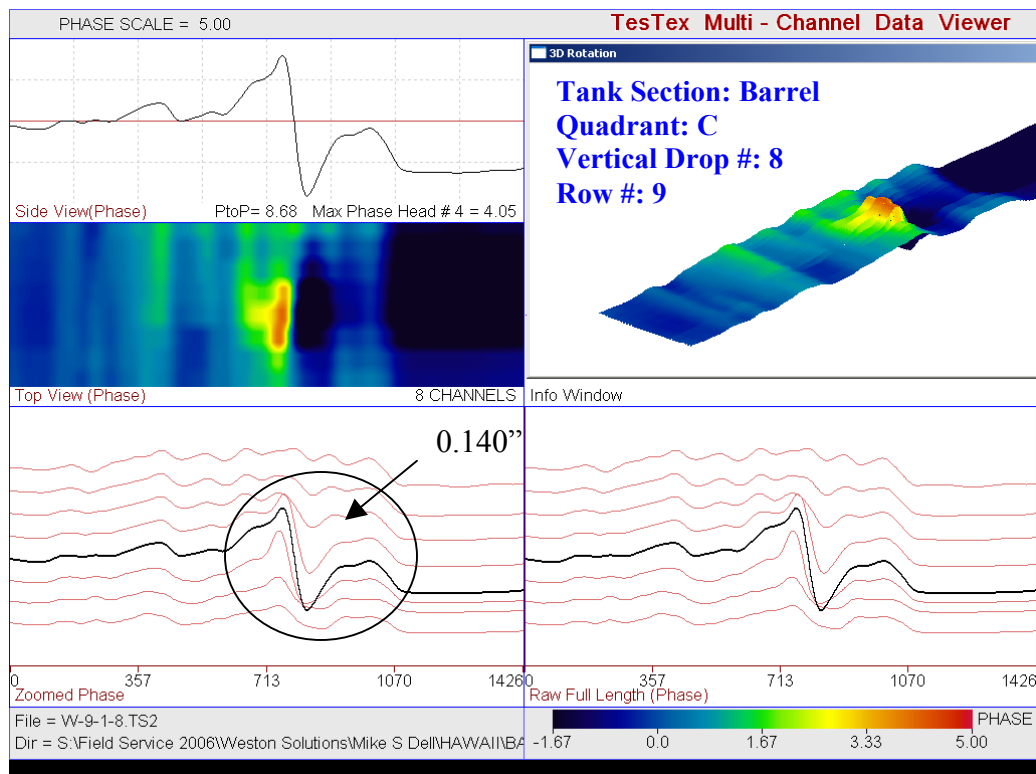


Flaw # 190: The waveform above depicts underside corrosion exhibiting 0.160" wall remaining.

APPENDIX A – SAMPLE WAVEFORMS

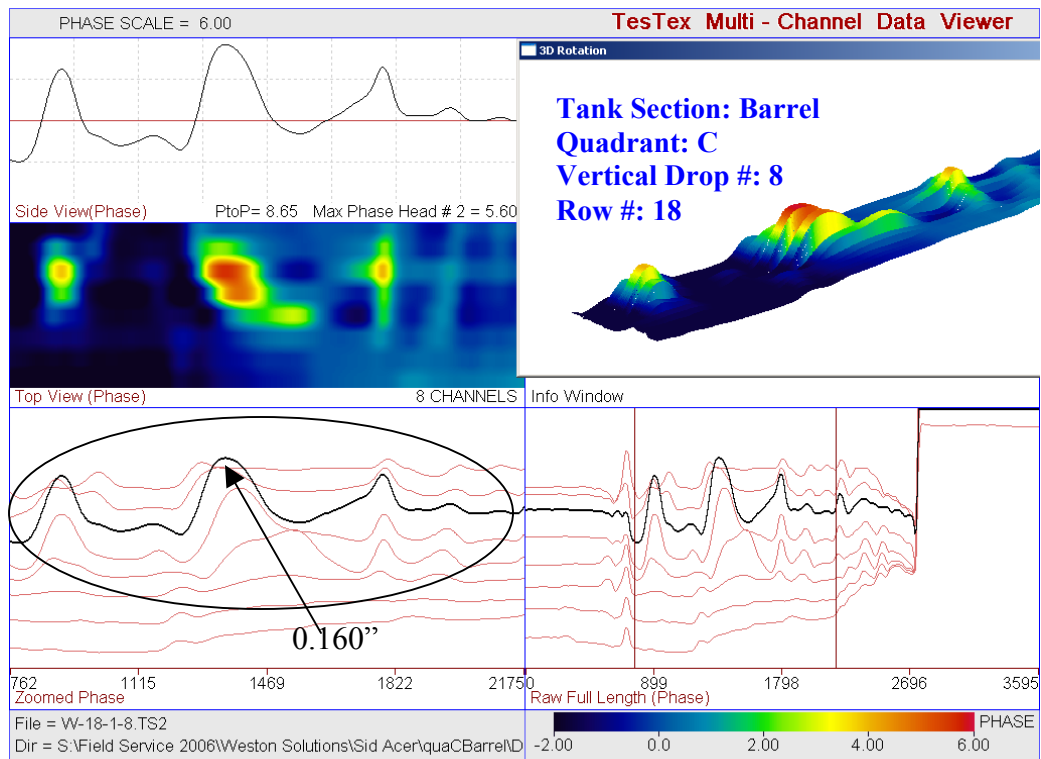


Flaw(s) # 191, 192: The waveform above depicts two porosity flaws with 0.210" and 0.200" wall remaining.

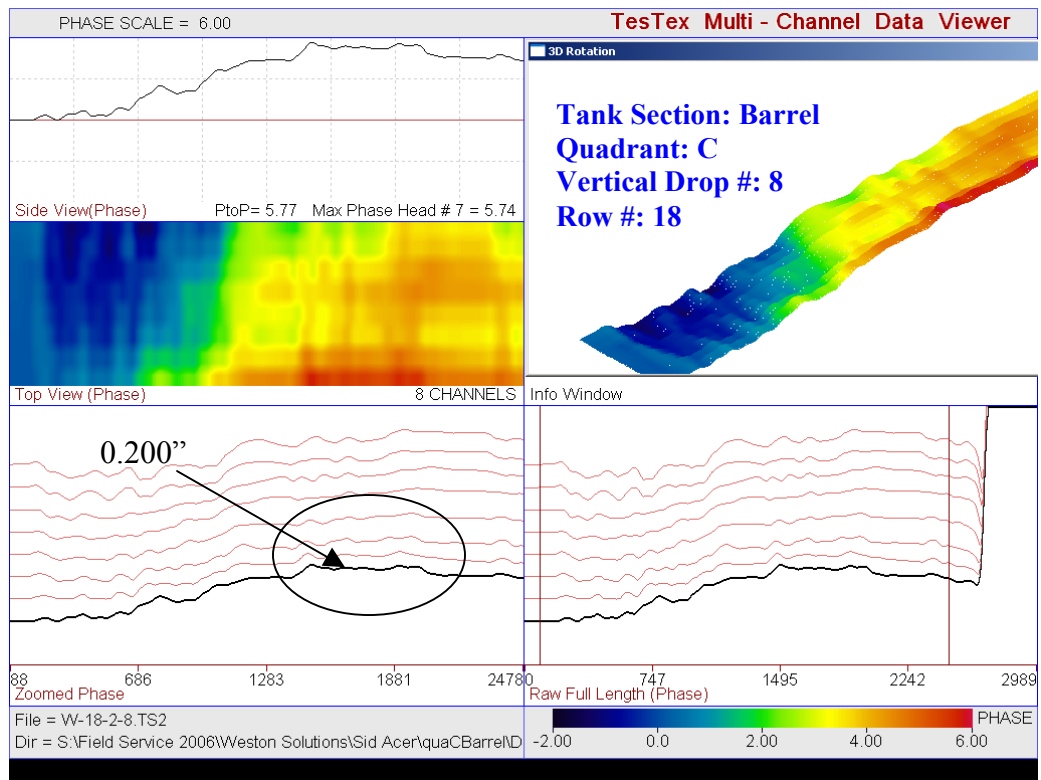


Flaw # 225: The waveform above depicts underside corrosion exhibiting 0.140" wall remaining.

APPENDIX A – SAMPLE WAVEFORMS

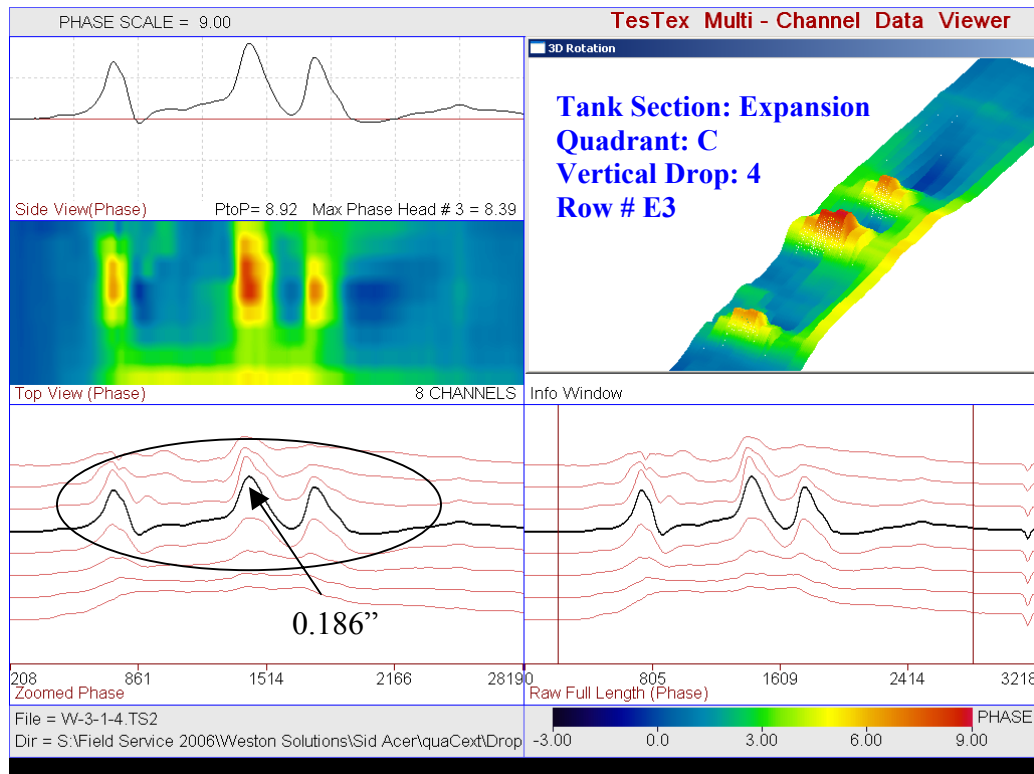


Flaw # 228: The waveform above depicts underside corrosion exhibiting 0.160" wall remaining.

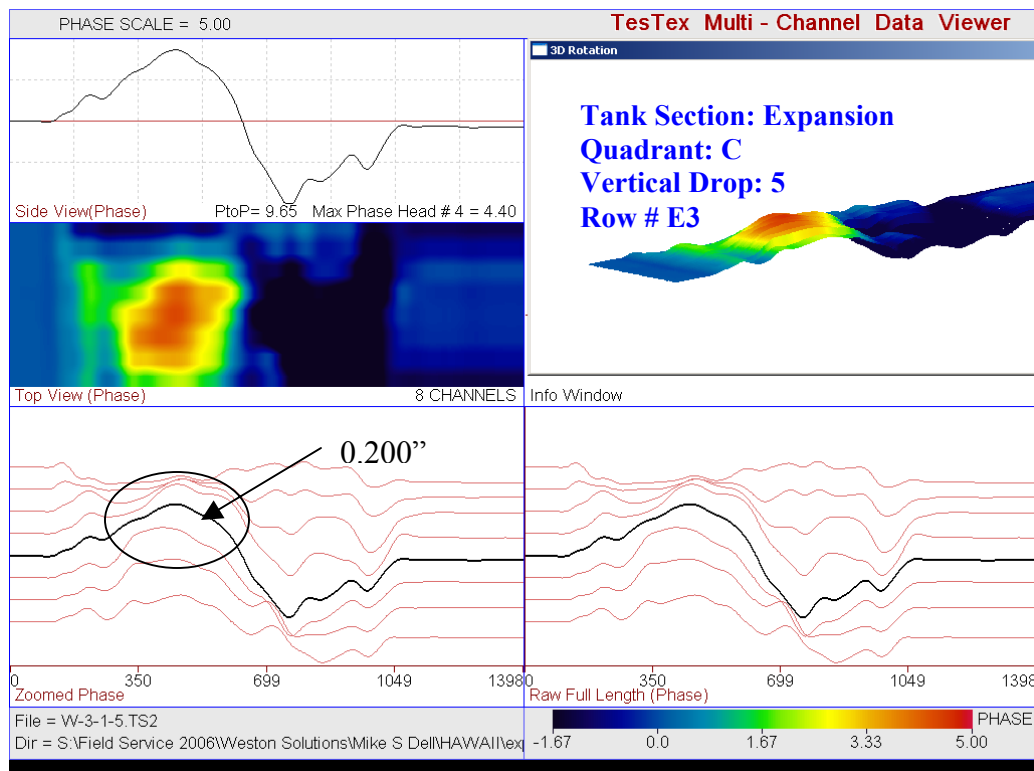


Flaw # 229: The waveform above depicts underside corrosion exhibiting 0.200" wall remaining.

APPENDIX A – SAMPLE WAVEFORMS

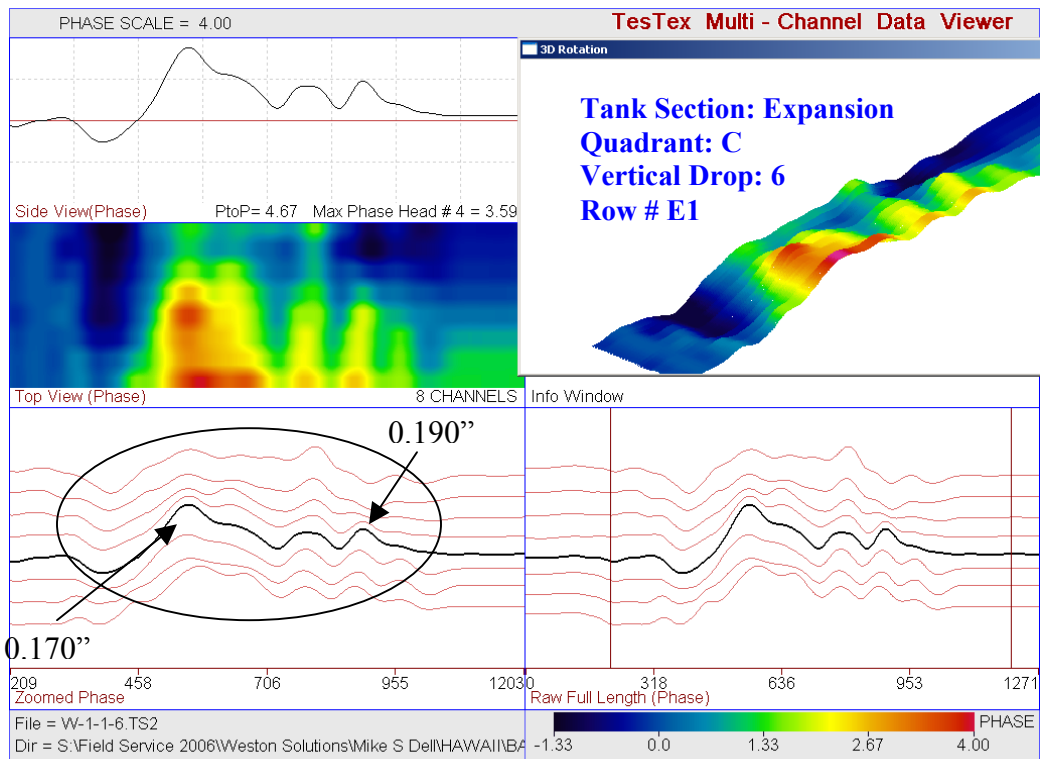


Flaw # 384: The waveform above depicts underside corrosion exhibiting 0.186" wall remaining.

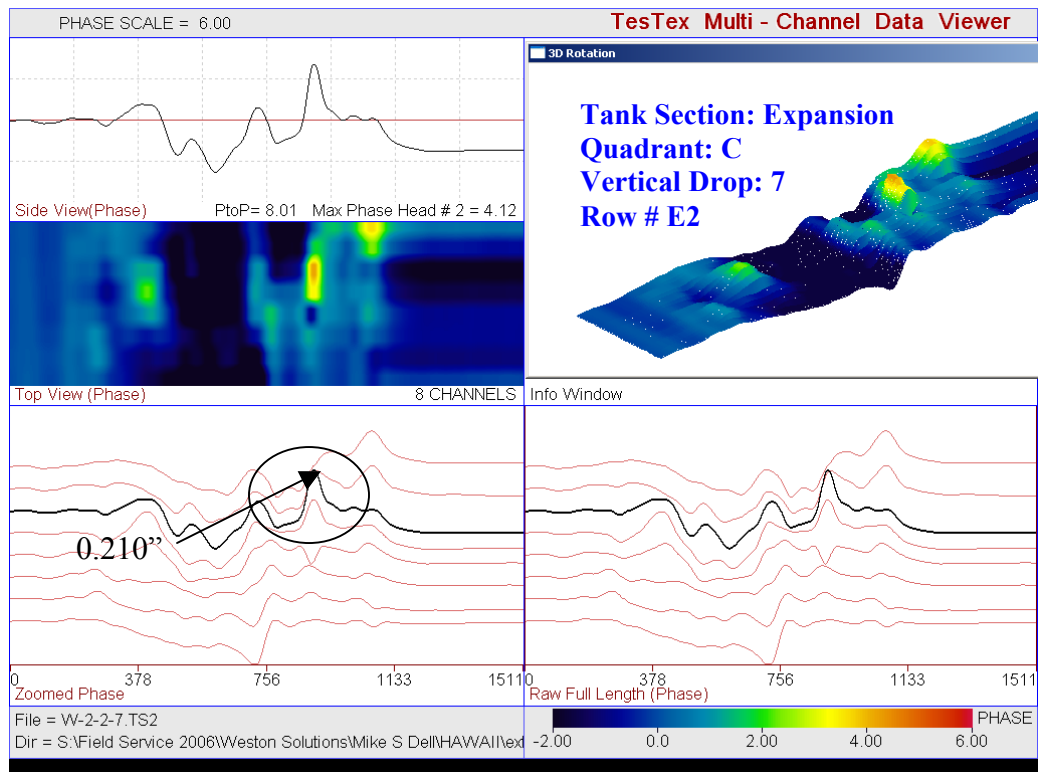


Flaw # 394: The waveform above depicts a topside gouge exhibiting 0.200" wall remaining.

APPENDIX A – SAMPLE WAVEFORMS

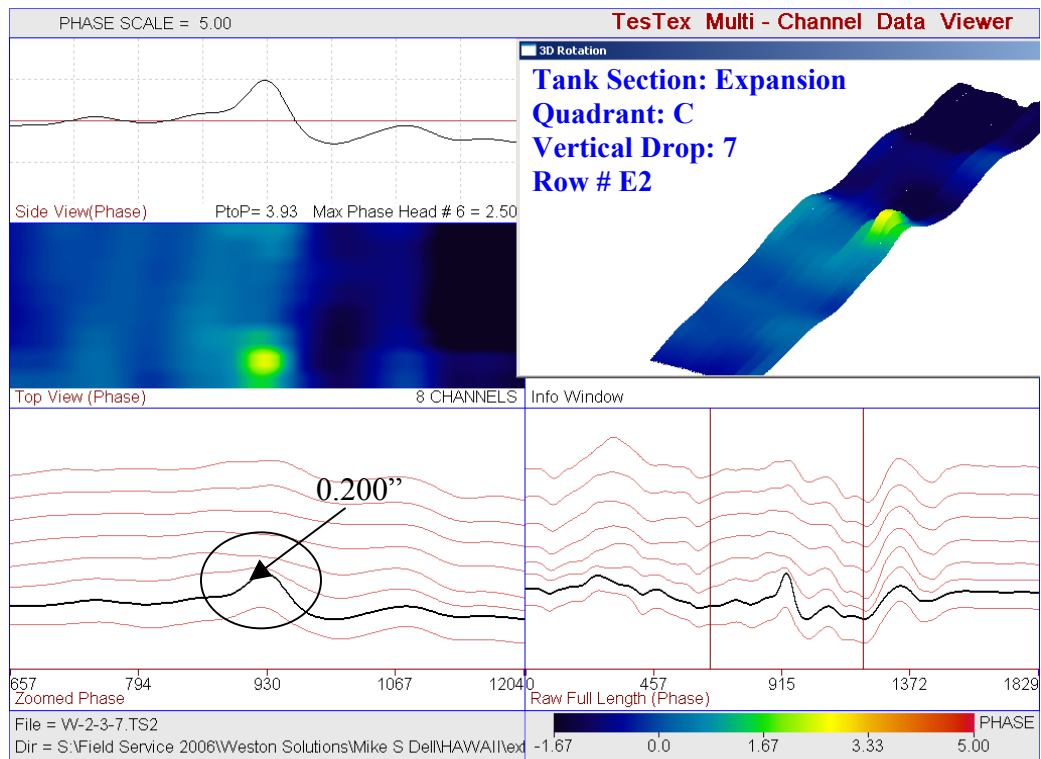


Flaw(s) # 395: The waveform above depicts underside corrosion exhibiting 0.170" and 0.190" wall remaining respectively.

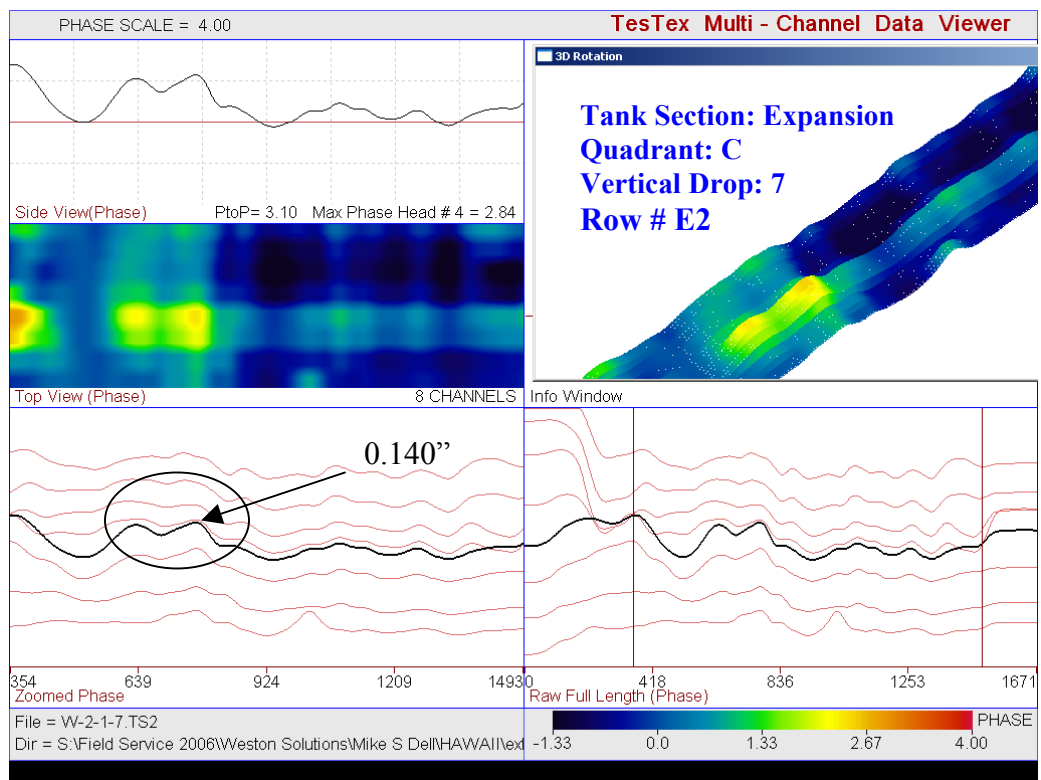


Flaw # 409: The waveform above depicts underside corrosion exhibiting 0.210" wall remaining.

APPENDIX A – SAMPLE WAVEFORMS

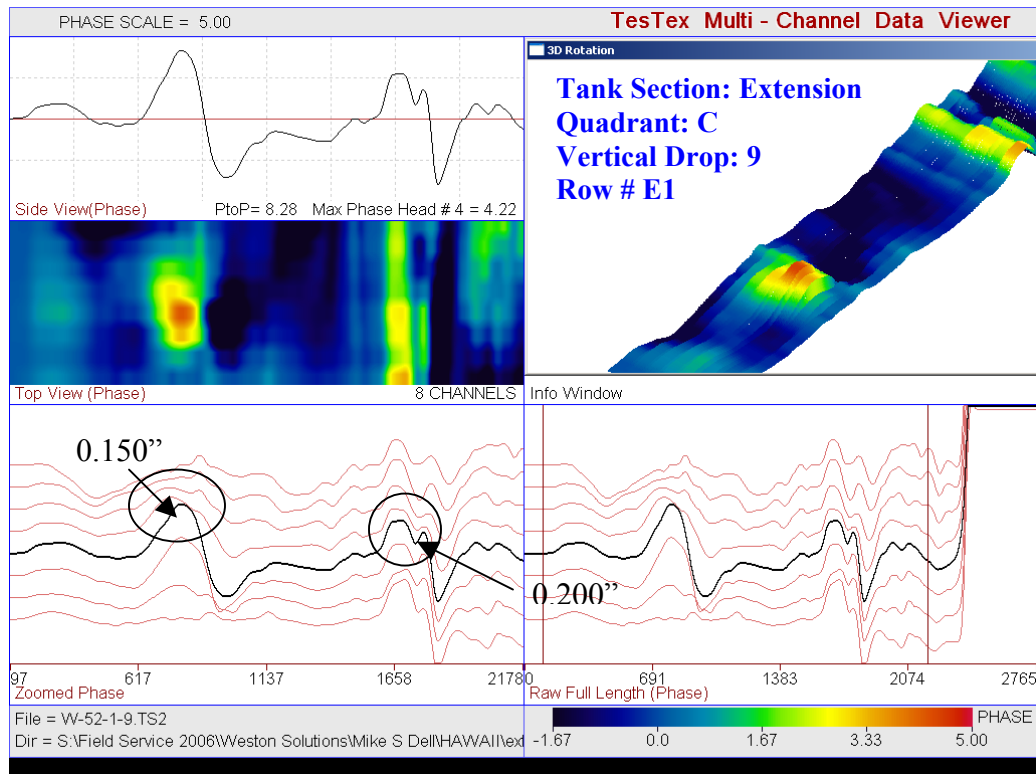


Flaw # 410: The waveform above depicts underside corrosion exhibiting 0.200" wall remaining.

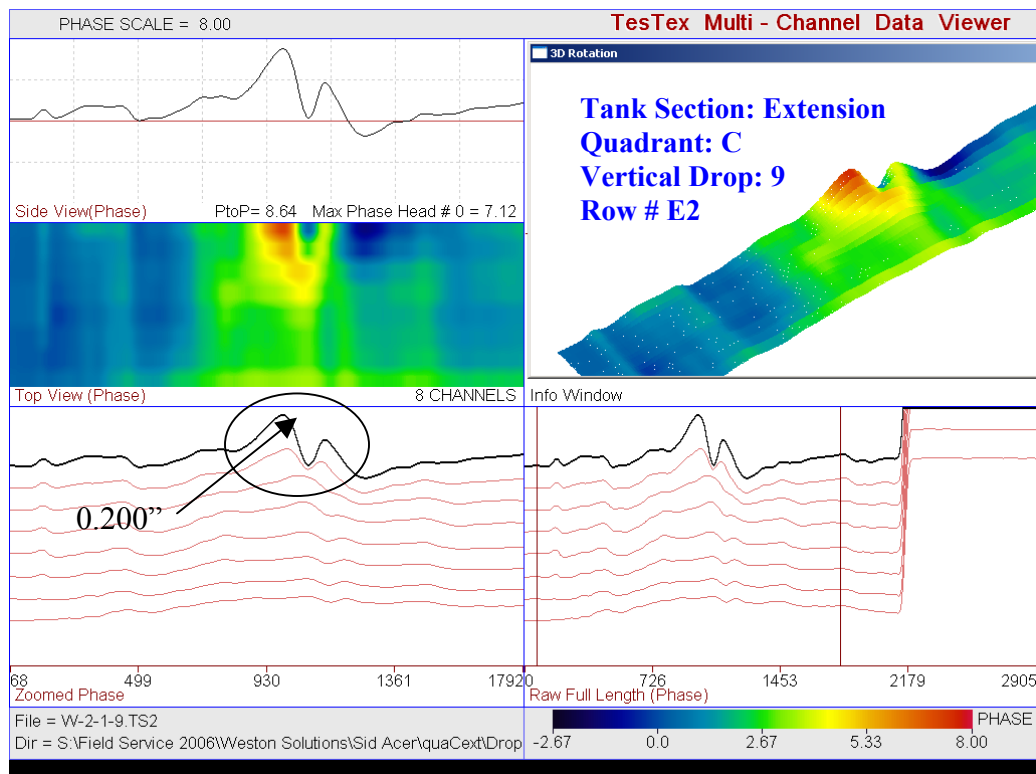


Flaw # 411: The waveform above depicts underside corrosion exhibiting 0.140" wall remaining.

APPENDIX A – SAMPLE WAVEFORMS

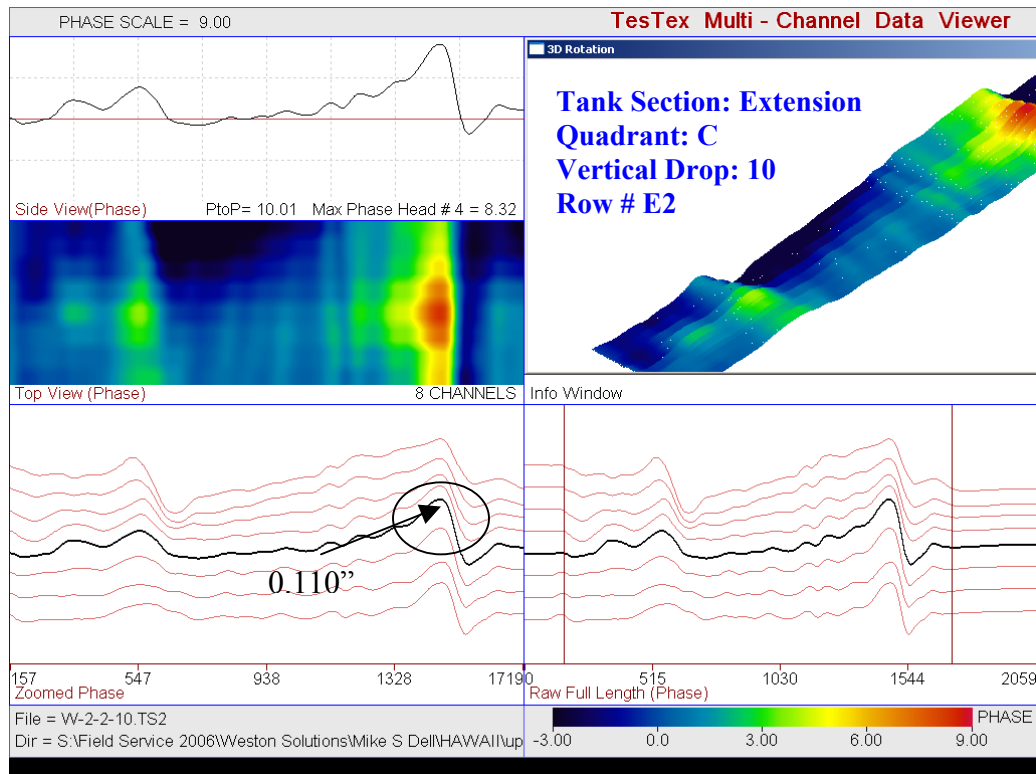


Flaw(s) # 420, 421: The waveform above depicts two topside gouges exhibiting 0.150" and 0.200" wall remaining respectively.

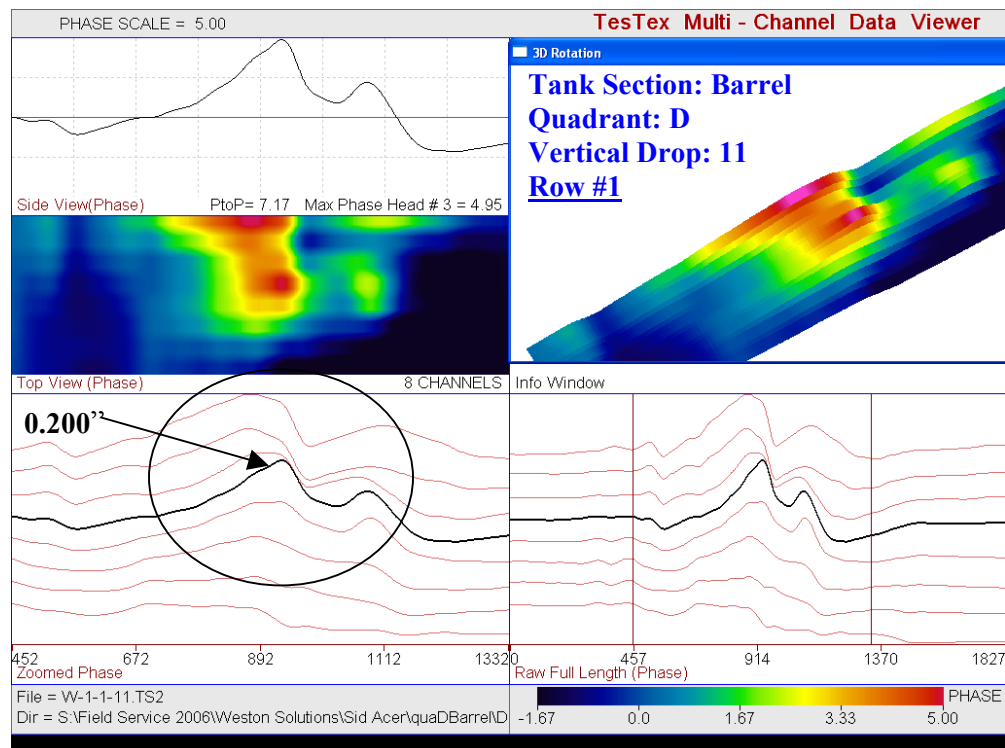


Flaw # 424: The waveform above depicts porosity exhibiting 0.200" wall remaining.

APPENDIX A – SAMPLE WAVEFORMS

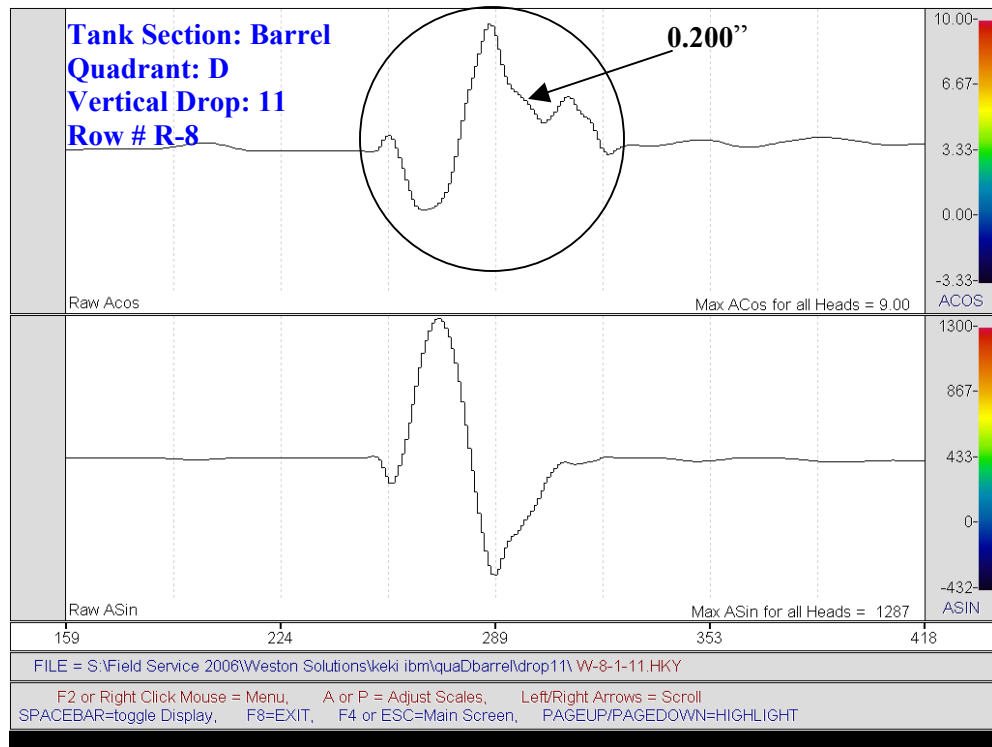


Flaw # 470: The waveform above depicts underside corrosion exhibiting 0.110" wall remaining.

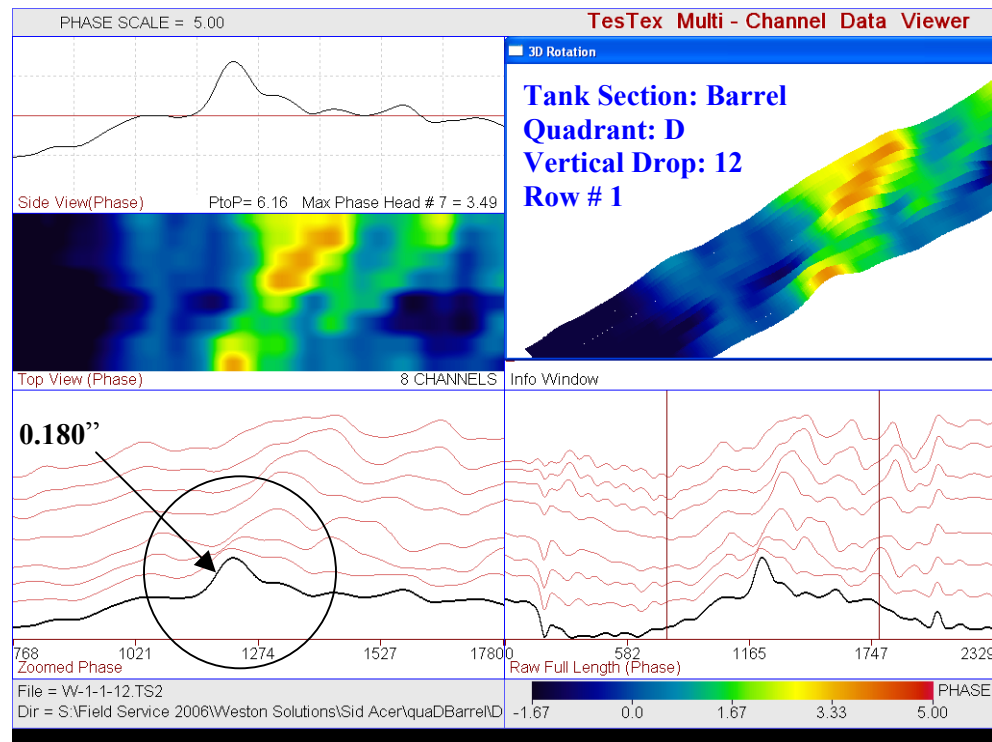


Flaw #278: The waveform above depicts underside corrosion exhibiting 0.200" wall remaining.

APPENDIX A – SAMPLE WAVEFORMS

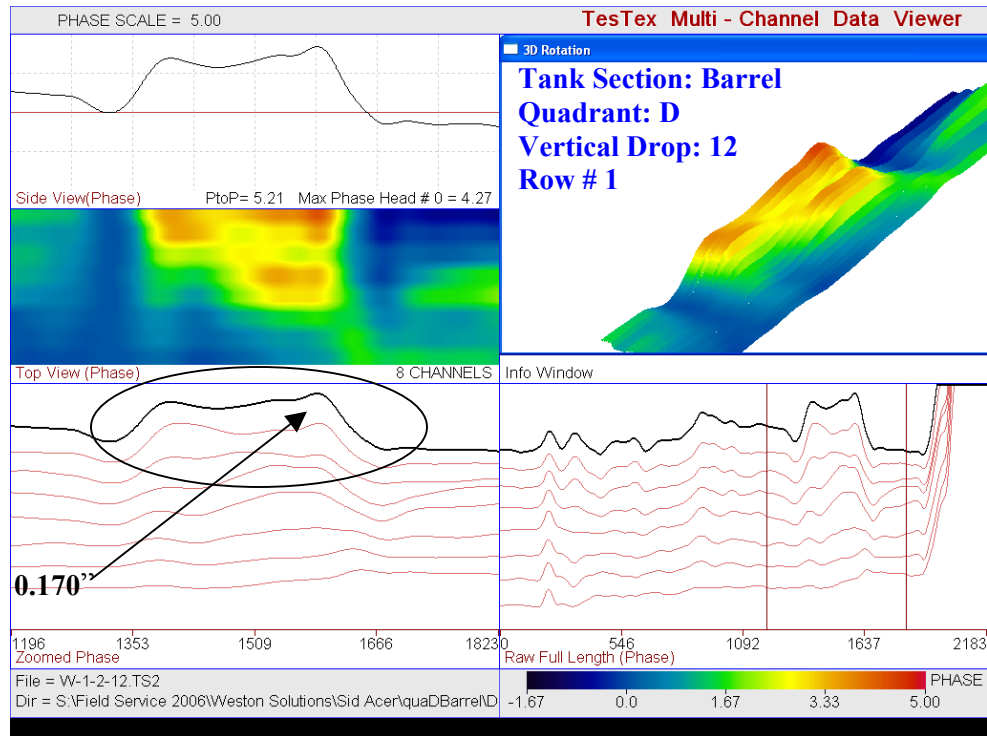


Flaw #279: The waveform above depicts porosity exhibiting 0.200" wall remaining.

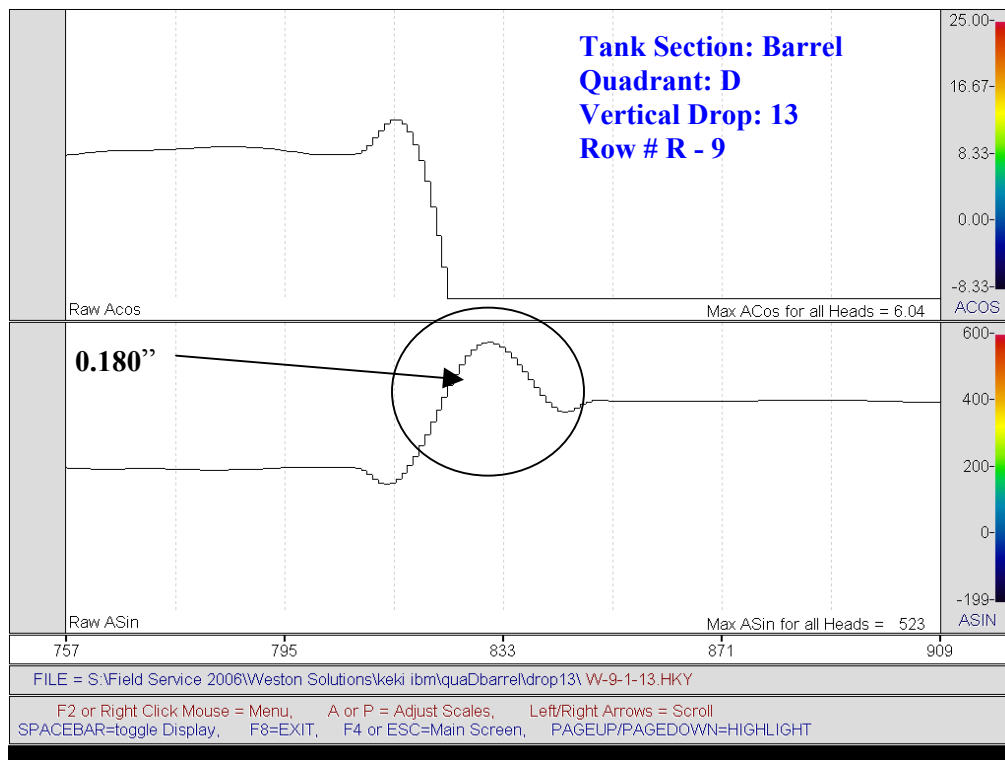


Flaw #287: The waveform above depicts underside corrosion exhibiting 0.180" wall remaining.

APPENDIX A – SAMPLE WAVEFORMS

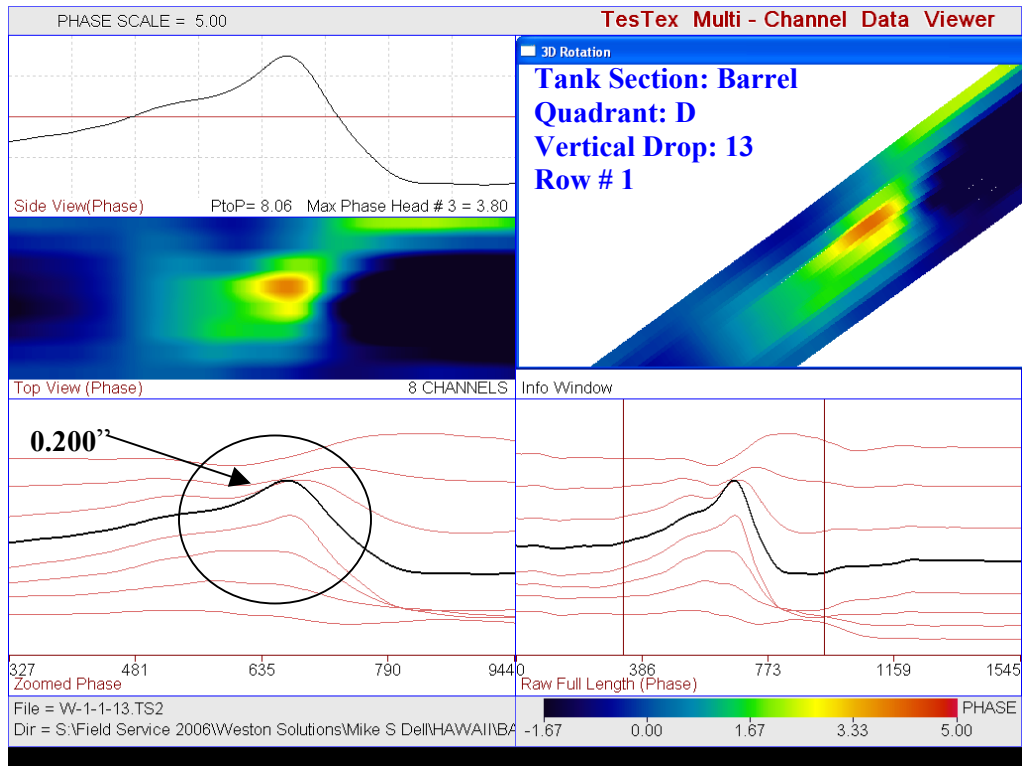


Flaw #288: The waveform above depicts underside corrosion exhibiting 0.170" wall remaining.

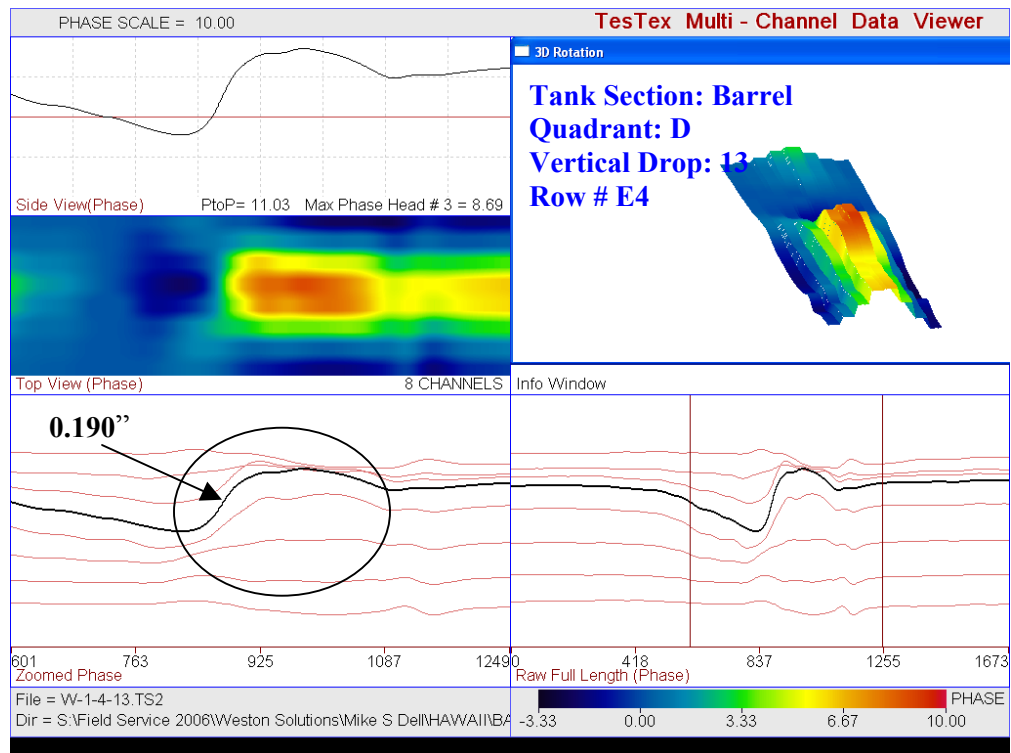


Flaw #327: The waveform above depicts porosity exhibiting 0.180" wall remaining.

APPENDIX A – SAMPLE WAVEFORMS

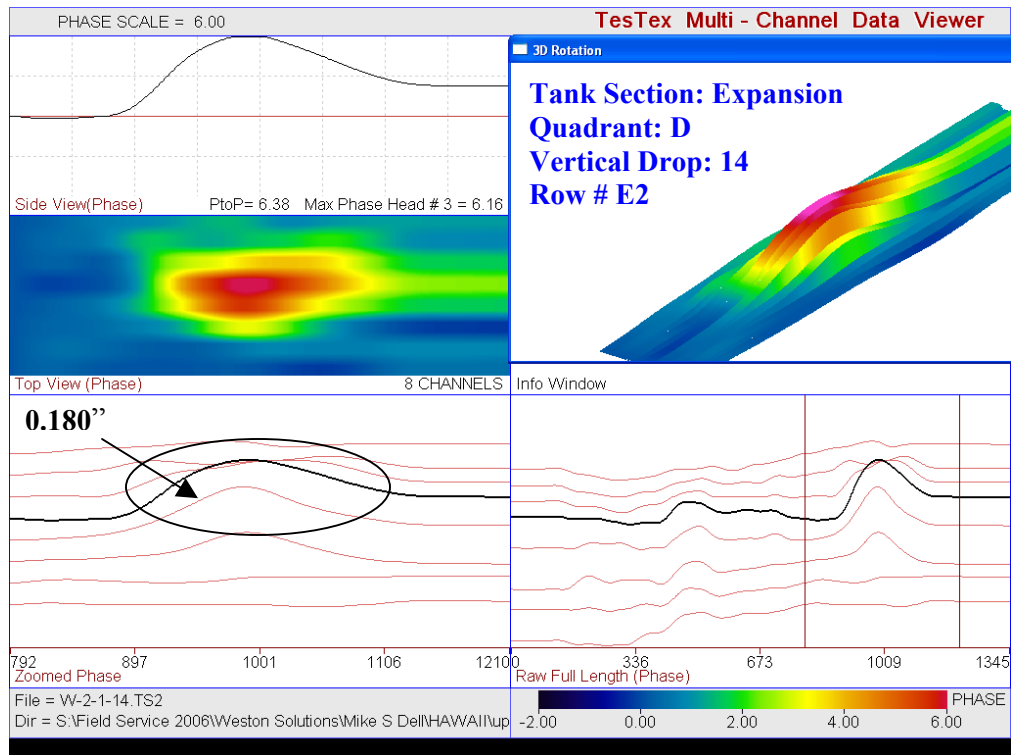


Flaw #331: The waveform above depicts stock side pit exhibiting 0.200" wall remaining.

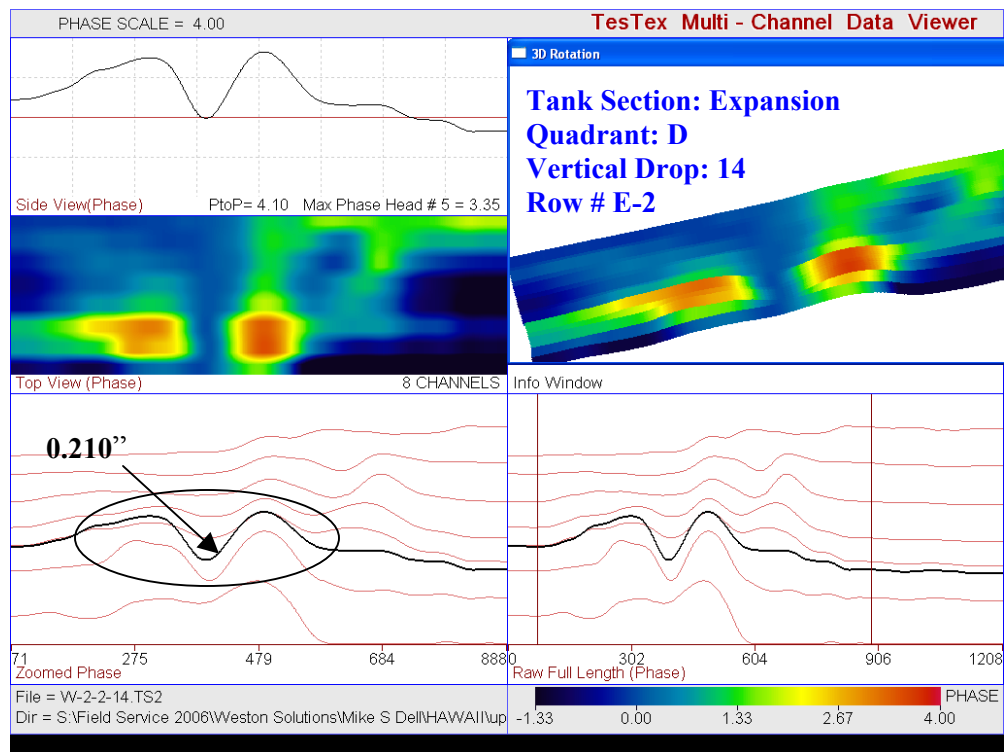


Flaw #333: The waveform above depicts underside corrosion exhibiting 0.190" wall remaining.

APPENDIX A – SAMPLE WAVEFORMS

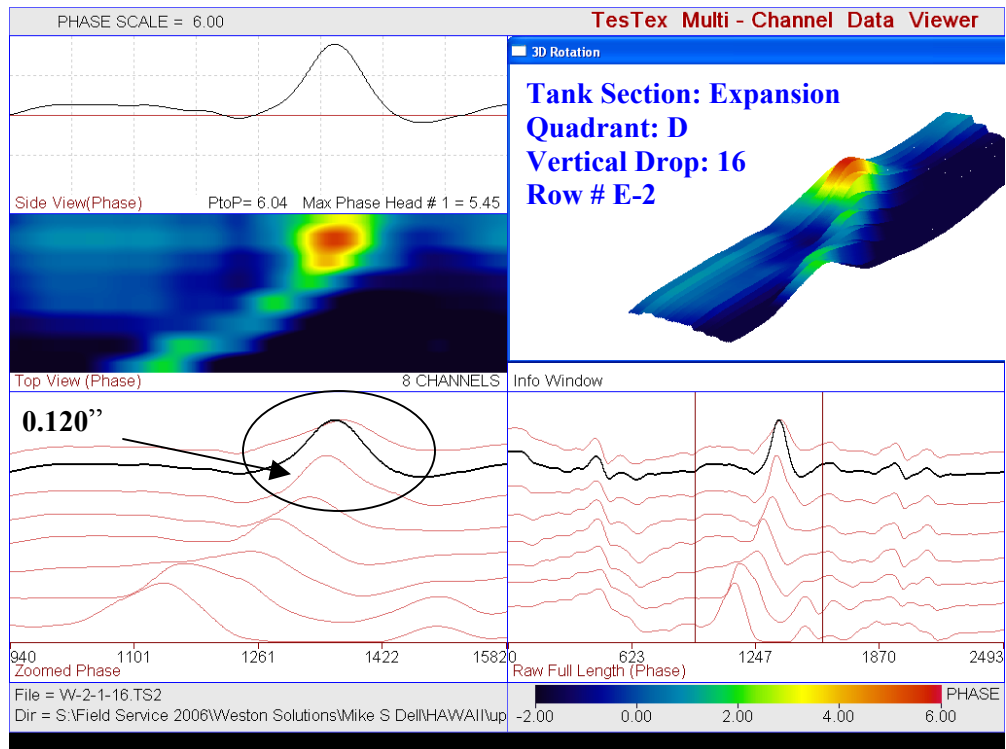


Flaw #478: The waveform above depicts underside corrosion exhibiting 0.180" wall remaining.

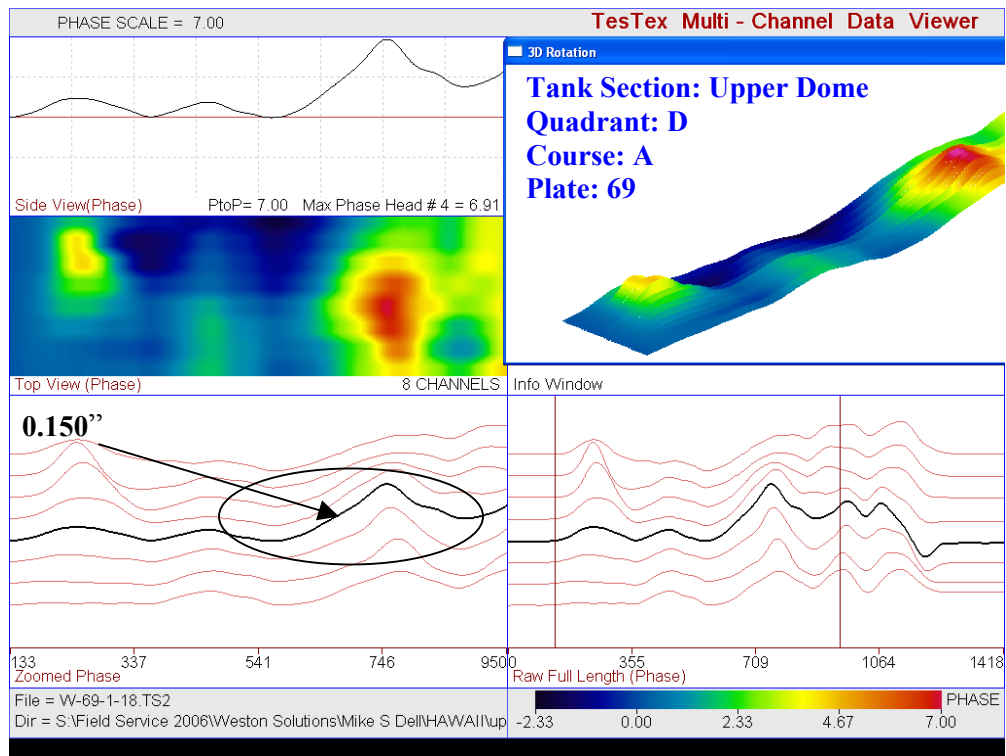


Flaw #479: The waveform above depicts underside corrosion exhibiting 0.210" wall remaining.

APPENDIX A – SAMPLE WAVEFORMS



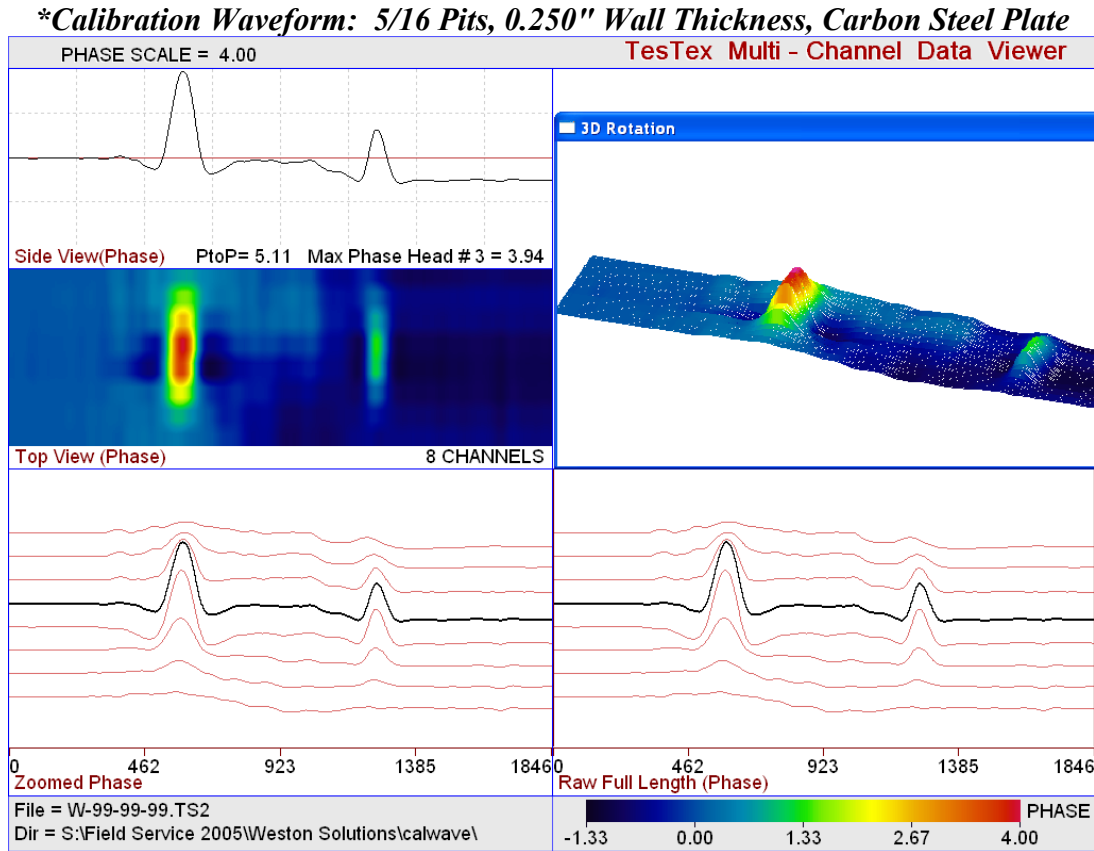
Flaw #482: The waveform above depicts underside corrosion exhibiting 0.120" wall remaining.



Flaw #487: The waveform above depicts stock side pit exhibiting 0.150" wall remaining.

APPENDIX B – CALIBRATION

APPENDIX B – CALIBRATION



***Calibration Table: 5/16 Pits, 0.250" Wall Thickness, Carbon Steel Plate**

5/16 Pits, 0.250" WALL THICKNESS, CARBON STEEL, FREQ. 10 HZ.
 PROBE# 8.0" Scanner, FILE# 99-99-99, DATE 08/15/2005, UNIT# TS-2000
 % WL 1 = 30.00, PHASE 1 = 0.91, AMP 1 = 0.10 | *
 % WL 2 = 60.00, PHASE 2 = 1.96, AMP 2 = 0.10 | * [QUADRATIC FIT]

% WALL LOSS	DELTA PHASE	DELTA LNA	WALL REMAINING
5.0	0.14	0.03	0.238
10.0	0.29	0.05	0.225
15.0	0.44	0.06	0.213
20.0	0.59	0.08	0.200
25.0	0.75	0.09	0.188
30.0	0.91	0.10	0.175
35.0	1.08	0.11	0.163
40.0	1.25	0.11	0.150
45.0	1.42	0.11	0.138
50.0	1.60	0.11	0.125
55.0	1.78	0.11	0.113
60.0	1.96	0.10	0.100
65.0	2.15	0.09	0.088
70.0	2.34	0.08	0.075

**APPENDIX C – TEST METHODS/PROCEDURES AND EQUIPMENT
DESCRIPTION**

APPENDIX C – TEST METHODS/PROCEDURES AND EQUIPMENT DESCRIPTION

Principles of LFET

Low Frequency Electromagnetic Technique (LFET) was developed out of further research of Remote Field Electromagnetic Technique (RFET). The main difference of LFET is the placement of the sensors between the two poles of an electromagnetic driver.

With a low frequency AC driver signal of 3 to 40 Hz for carbon steel (see Figure 1), the driver signal fully penetrates the material being tested. When the scanner passes over an area with no defects, the magnetic fields are not distorted.

When the test material has a defect and the sensors are located above that defect, distortions in the magnetic field indicate presence of the flaw. LFET instruments measure this distortion as changes in phase and amplitude. Depth of the flaw is proportional to these phase and amplitude changes. Diameter of the defect is related to the number of sensors affected.

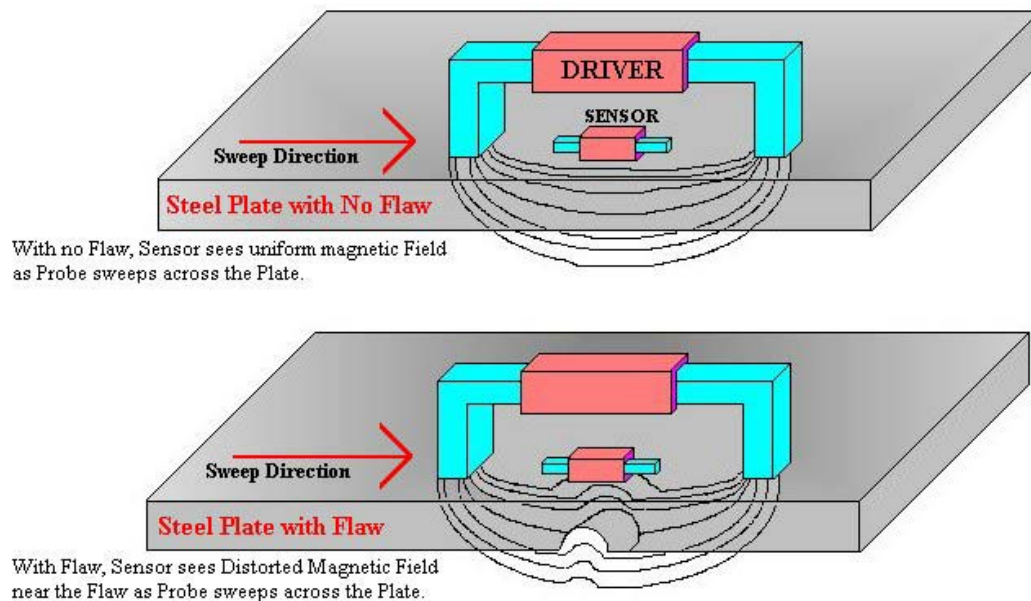


Figure 1.
Principles of Low Frequency Electromagnetic Technique (LFET)

APPENDIX C – TEST METHODS/PROCEDURES AND EQUIPMENT DESCRIPTION

Tank Floor Scanning Theory/Background

FALCON 2000 SYSTEM

The TesTex Tank Floor Inspection System consists of a sixteenth inch modular swath containing 32 probe heads. This configuration allows for a 100% coverage of the tank plate. The probe emits a very low frequency electromagnetic field which penetrates the tank floor. Any variation in the tank floor thickness will cause the electromagnetic field to change. These changes are very small, which makes it necessary to use digital signal processing to enhance the resulting signal. The resulting processed signal is in the form of phase and amplitude readings. Calibration tables are used to convert these signals into percentage wall loss values.

PROCEDURES

Each tank floor is mapped out by measuring the length, width, and orientation of the individual plates. The wall loss information for each plate is stored on a floppy disk.

SOFTWARE

The data acquisition module collects the plate data at a given sample rate. The menu-driven program provides for real-time display of phase, amplitude, and probe position across the plate. The x-y geometry of the plate, probe speed, and other details are also handled by the data acquisition module.

The data analysis and display module contain the calibration curves for wall thinning, volume losses, and pitting. This module correlates calibration standards information with the plant data for flaw sizing and evaluation. Several routines for digital the filtering, averaging techniques, background evaluation, curve fitting, and other useful signal processing techniques are also available. Up to 16 waveforms can be displayed simultaneously in the screen while “zooming” algorithms are used to easily examine small segments of the waveforms.

Plate Scanning Theory/Background

To test vertically/horizontally-oriented plates, the **TS 2000** scanner is placed on an unobstructed area on the topside of one of the plates. The equipment is then zeroed using the **TS 2000 PLATE SCAN** software’s auto-set function. This action also selects the right time constant, sets the gains of the internal amplifiers, and ensures that the data is displayed on the screen as it is being collected.

After zeroing, the scanner is moved to the beginning of the scan sweep area. The scanner is then gradually moved across the surface of the tube and data is collected via magnetic medium on the PC. The processing of the data occurs real-time and the data is stored as several waveforms and stored as several signal responses. Among these are phase and amplitude for each individual channel.

APPENDIX C – TEST METHODS/PROCEDURES AND EQUIPMENT DESCRIPTION

SYSTEM DESCRIPTION

ELECTRONICS: The digital system consists of function generators, power amplifiers, difference amplifiers, phase rotators, auto-zero phase shifters, A-to-D converters, digital controllers, etc. One of the key design objectives was to achieve as low a noise as possible. We detect phase changes to an accuracy of 1/10 of a degree and amplitude signals of a fraction of a microvolt. The **TS 2000** contains all the electronics and software for data acquisition. It contains an internal A-to-D converter, which connects to the PC through a serial port.

SOFTWARE: Consists of two modules

The data acquisition module collects the tube data at a given sample rate. The menu driven, user-oriented program provides for real-time display of phase, amplitude, and probe position in the tube. The row and column of the tube, probe speed, and other bookkeeping details are also handled by the data acquisition module.

The data analysis and display module contains the calibration curves for plate thinning, volume losses, pits, vibration/fret wear, and correlates the calibration standard information with the actual plant data for flaw sizing and evaluation. It has routines for digital filtering, averaging techniques, background evaluation, curve fitting, and other useful signal processing techniques. Up to three waveforms can be displayed simultaneously on the screen and the "zooming" algorithm enables the user to easily examine small segments of the waveform.

DETECTION ACCURACY

The **TesTex, Inc.** developed lock-in amplifier is capable of measuring very low level signals in the microvolt range and can measure small phase angle changes of a fraction of a degree, even in the presence of a considerable amount of noise. This system, when used in conjunction with the calibration standards: partial and through-wall pitting, gradual wall thinning. Hydrogen damage, etc. and their respective calibration curves, allows us to measure small gradual wall losses on the order of 10%, pits of diameter 0.062" (1.57mm), and vibration/fret wear of five volume percent.

Weld Scanning Theory/Background

TesTex, Inc. has developed a special electromagnetic probe based on the principle of achieving a "balanced field" for the probe. This probe is also very sensitive to small changes in electromagnetic field and the noise is significantly reduced by appropriate phase rotation of the horizontal and vertical component of the signal. A single element probe of this type was used to detect "surface and subsurface cracking" This probe was called Hawkeye and it is successfully used for testing cracks, welds, pipes, plates, etc.

The system works by PHASE ROTATING liftoff noise into the ACOS signal while leaving the CRACK signal in the ASIN waveform. Processing is used to reduce gradual changes in the waveform to make detection easier.

APPENDIX C – TEST METHODS/PROCEDURES AND EQUIPMENT DESCRIPTION

Ultrasonic Shear Wave (Angle Beam) Testing Description

The instrument used for Shear Wave or Angle Beam Testing is a simple pulse-echo flaw detector with A-Scan, receiving, and transmitting capabilities in which the user can size the length, depth, and distance of the flaw.

The primary reason for using shear waves is for the detection of discontinuities with geometries and orientations non-parallel to the testing surface. The Angle Beam technique is extensively used for weld testing at ½ step and full step distances. The frequency range specifically for weld testing with angle beam transducers is 1MHz to 5MHz. The most common Angle Beam contact transducers are designed to produce shear waves of 45, 60, and 70° in steel.

APPENDIX D – TANK INTERIOR PHOTOGRAPHS

APPENDIX D – TANK INTERIOR PHOTOGRAPHS




A view of tank #15 from the floor looking upward.




A view of tank #15 from the catwalk looking downward.

APPENDIX D – TANK INTERIOR PHOTOGRAPHS



The catwalk, tower, and tank interior viewed looking in from the manway.




A close up view of the extension, expansion, & course A sections of Tank #15.

APPENDIX D – TANK INTERIOR PHOTOGRAPHS

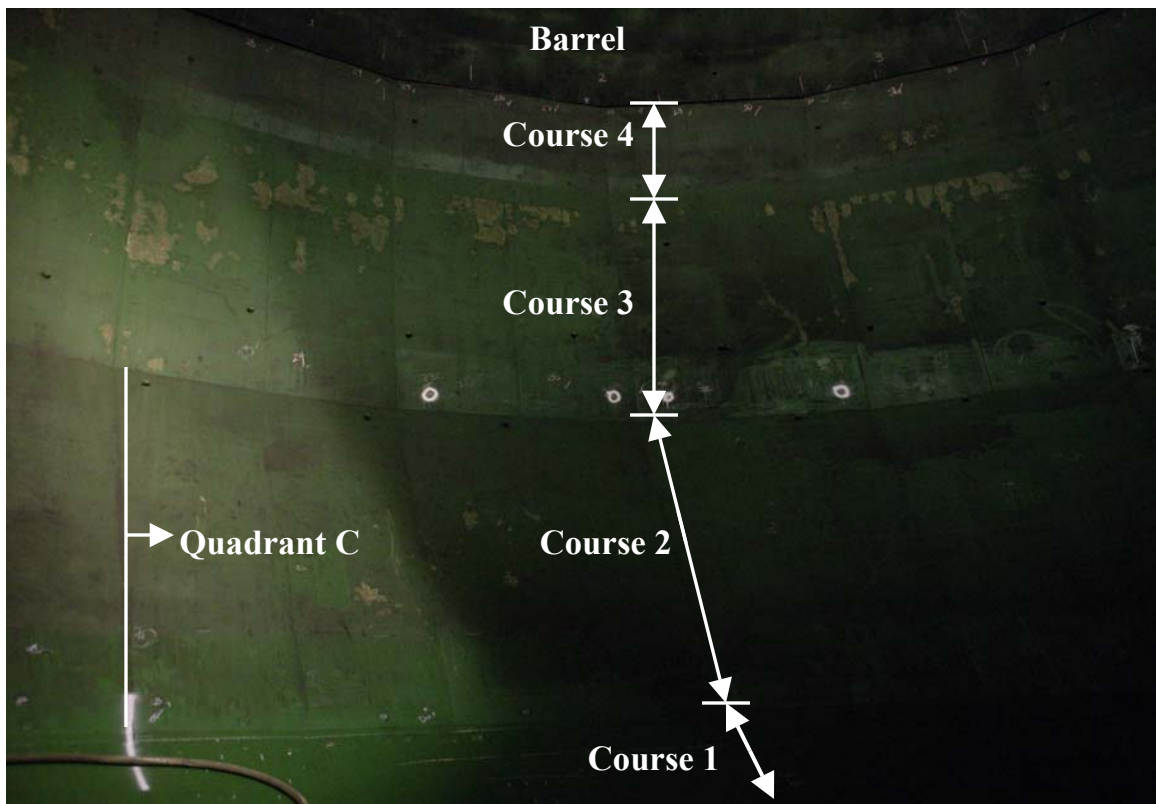


Course 1 and 2 displayed at the quadrant A/B interface viewed from the floor looking upward.




Course 1, 2, and the 18" pipeline displayed at the quadrant B/C interface viewed from the floor looking upward.

APPENDIX D – TANK INTERIOR PHOTOGRAPHS




The main section of the lower dome from the floor looking upward clearly depicting courses 1, 2, 3, 4, and the interface at row 28 of the barrel in quadrant C.



The interface between the floor (plate 5) and course 1 (Quadrant C) of the lower dome with the backer strip located at the joint covering the floor/course 1 interface.

APPENDIX E – TESTEX EQUIPMENT

APPENDIX E – TESTEX EQUIPMENT



Specially developed 8" wide hand scanner used for the majority of the surface scanning



The Hawkeye Pencil Probe used for testing the welds of the floor, course 1, course 2, barrel, extension, and expansion of Tank #15.

APPENDIX B
PHOTOGRAPHIC DOCUMENTATION




Photograph 1 – NDE technician/examiner performing angle beam UT measurements/examination of the intersection of the lower dome plates and the bottom plates.




Photograph 2 – NDE technician/examiner performing LFET scanning on the tank bottom plates.



Photograph 3 – A view of the barrel and lower dome from the tower at the catwalk level.




Photograph 4 – A view of an area marked by examiners to show the limits of backside corrosion in the extension of tank (quadrants A and B).



Photograph 5 – NDE technicians/examiners and operators performing plate and weld scanning in course C of the upper dome of the tank.



Photograph 6 – NDE technicians/examiners and operator determining the feasibility of examining course E.



Photograph 7 – Suspended scaffolding setup with two LFET units.




Photograph 8 – Holes at the top of course F of the upper dome.



Photograph 9 – Poorly adhering thick-film coating inside the 32” nozzle at about the 35’ to 45’ stations



Photograph 10 – The same section of piping after the poorly adhering thick-film coating was removed. UT measurements indicate that the corrosion in this area of the pipe is not extensive and the coating appears unnecessary and somewhat ineffective when the surface preparation is not completed correctly.



Photograph 11 – A view of the barrel, catwalk, and upper dome from the bottom of the tank.



Photograph 12 – Lower dome and the bottom of the tank. Note the flaws marked at the intersection of the lower dome plates and bottom plates.

APPENDIX C
HISTORICAL INFORMATION

RED HILL TANK NO. 16
PRODUCT: DFM

<u>DATE</u>	<u>REMARKS</u>
7/21/48	First leak developed. Leak at 242'-5-5/16"
7/27-8/4/48	Transferred oil and emptied tank.
8/48-4/49	Cleaned and washed tank. Filled and tested tank with water. Leak found on telltale pipe in tank.
6/13-22/49	Shop 72 sandblasted inside tank bottom.
6/24-30/49	Shop 08 painted inside tank bottom.
7/15/49	Tank back in commission. Started to fill tank with oil; stopped at 10'-0-3/4". No leaks at this height for three days.
7/24-8/30/49	Filled oil in tank up to 167'-7-1/2". Telltale started leaking again. Lost 2-1/4" in 11 days.
9/12-10/3/49	Lowered oil down to 47'-0-0" and leak stopped.
12/10/49	Topped off tank at 242'-1-13/16". Lost 3-5/8" in four days. Tank still leaking.
12/49-1/50	Checking and testing for leak. Tank leaking. Oil transferred and tank emptied.
2/28/50	Started cleaning and washing interior of tank.
3/50	Filling and testing tank with water.
1/51	Leak determined to be cracked weld on jumper pipe in lower dome. Weld would open up after 150'+ head imposed.
1/17/51	Tank back in commission. Started filling tank with oil.
1/24/51	Tank topped off at 242'-2-5/8". Okay. No leaks.
10/11/63	Calibrated gauge. Installed on 11/15/63.
7/22/64	Tank cleaned by PHNSYD.
2/14/68	Replaced defective switch for tank's light circuit on top of tank (2 hours).
7/5/72	Emptied and cleaned for conversion.
7/21-31/72	Cleaned tank to convert from NSFO to Navy Distillate.
9/13/72	Telemeter system installed.

RED HILL TANK NO. 16
PRODUCT: DFM

<u>DATE</u>	<u>REMARKS</u>
10/10-11/1/72	Repaired two holes in 3/4" telltale pipe #11 at tank bottom. Tested all telltales to 20 psi. Telltale numbers 6 and 10 leaking in concrete block. Cut off and blanked 6 and 10 inside tank at point where they leave tank to go to lower tunnel. Cross connected #6 to #7 and cross connected #10 to #11. Retested to 20 psi. (See Exhibit 1.)
11/10/72	Converted to Navy Distillate.
5/23/73	Telltale started leaking. 1 drop 20 seconds.
1/8/75	Emptied tank due to leakage.
1/13/75	Secured vent, installed blower and opened manhole covers.
1/28/75	Cleaned tank.
1/30/75	Pumped water into tank. Emptied tank. PWC working in tank.
2/3/75	Started filling water. Finished 26 Feb. 160'0-0".
4/24/75	Started draining water into Halawa Stream.
5/19/75	Repaired collector ring. Repaired telemeter system.
5/22/75	Leak located on collector ring. Repaired seams.
5/23/75	Leak located on telltale #8--bottom of tank. Repaired seam. Renewed approximately 10'-0-0 length.
6/11/75	Bolted manhole. Tank vent opened.
6/75	Tank repairs completed by PWC.
6/11/75	Filled oil from Tank 18.
6/15/75	Refilled with DFM.
10/16/75	PWC personnel inspected bottom of tank.
12/75	PWC cut out 8' manhole to install flange.
Jan-May 1976	PWC magnafluxed bottom of tank. Found large pits approximately 1/2". Removed collector ring and related system.
2/81	Tank was removed from service and turned over to the contractor for initial repairs and lining.

RED HILL TANK NO. 16
PRODUCT: DFM

<u>DATE</u>	<u>REMARKS</u>
10/19/81	Deputy Director made final inspection of interior repairs and lining to tank. Tank was very clean. A few minor repairs were noted for rework. Tank was conditionally accepted.
10/23/81	Tank was refilled to 242 feet and was found to leak badly.
11/10/81	Tank was removed from service and turned over to the contractor for rework.
12/28/81	Tank was returned to service for leak testing after contractor rework.

APPENDIX D

REPAIR SKETCHES

CLIENT/SUBJECT	<u>FISC/AFCEE</u>	W.O. NO.	
TASK DESCRIPTION	<u>Red Hill TANK 16 Repair</u>	TASK NO.	<u>176</u>
PREPARED BY	<u>DAN O.</u>	DEPT	
		DATE	<u>2-14-06</u>
MATH CHECK BY		DEPT	
		DATE	
METHOD REV. BY		DEPT	
		DATE	

APPROVED BY

 DEPT _____ DATE _____

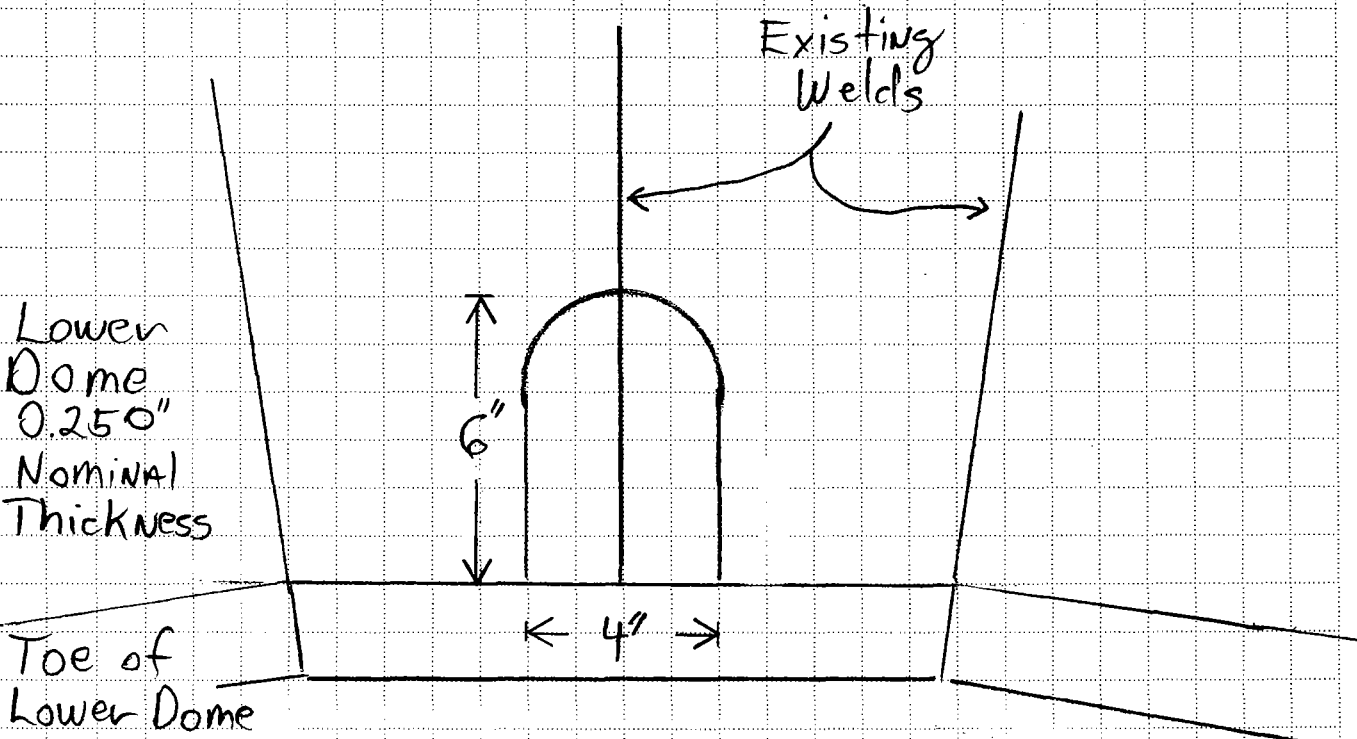
Flaw Nos. 1, 6, 8, 9, 11, 12, 15, 18

503

5-3-06
DFD

TANK Section: Lower Dome Quadrants: A, B, C, + D

Plate Nos.: 44/1, 20/21, 22/23, 24/25, 26, 27, 30/31, 32/33 Course: LD-1



Bottom Plate
0.500" Nominal
Thickness

2" Radius Tombstone

1/4" Patch Plate ASTM A-36 Steel

CLIENT/SUBJECT FISC/AFCEE W.O. NO. _____
 TASK DESCRIPTION Red Hill TANK 16 Repair TASK NO. 176
 PREPARED BY DAN D. DEPT _____ DATE 2-14-06
 MATH CHECK BY _____ DEPT _____ DATE _____
 METHOD REV. BY _____ DEPT _____ DATE _____

APPROVED BY	
DEPT _____	DATE _____

Flaw Nos.: 4, 5, 10, 13, 14

2

5-3-06
DFD

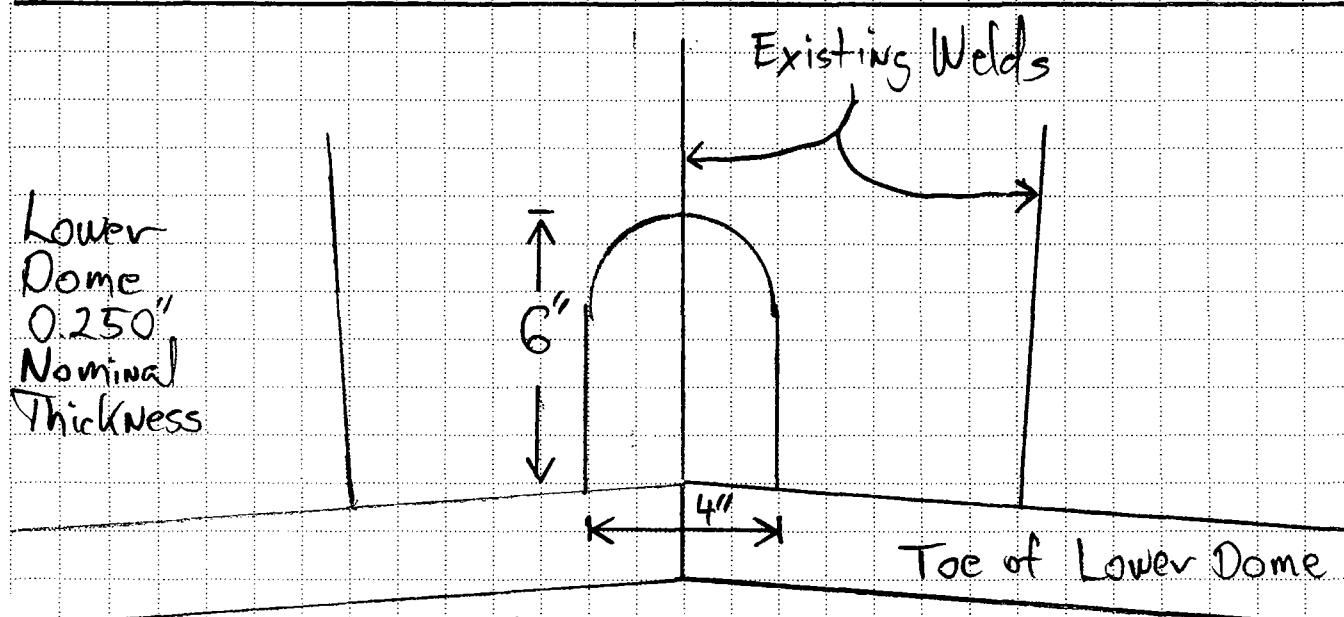
TANK Section: Lower Dome

Quadrants: B, C

Plate Nos.: 15/16, 19/20,

Course: LD-1

25/26, 27/28, 29/30



Bottom Plate 0.500" Nominal Thickness

2" Radius Tombstone

Notch Bottom to fit Toe of Lower Dome

1/4" Patch Plate ASTM A-36 Steel

Crimp Vertical Center Line of Patch
to assist with field fit up.

CLIENT/SUBJECT <u>FISC/AFCEE</u>	W.O. NO. _____
TASK DESCRIPTION <u>Red Hill Tank 16 Repair</u>	TASK NO. <u>176</u>
PREPARED BY <u>DAN D</u> DEPT _____ DATE <u>2-2-06</u>	APPROVED BY _____ DEPT _____ DATE _____
MATH CHECK BY _____ DEPT _____ DATE _____	
METHOD REV. BY _____ DEPT _____ DATE _____	

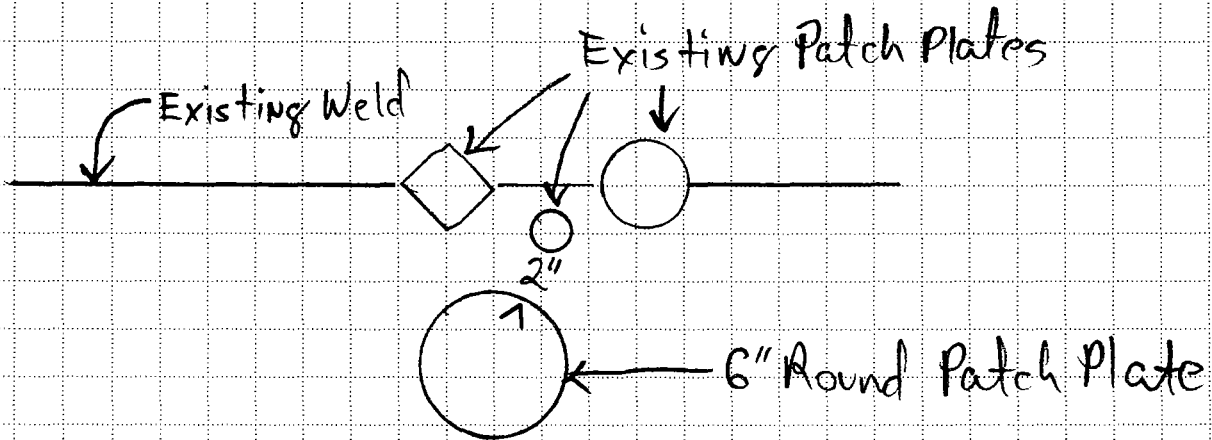
FLAW No : 64

TANK Section: Barrel


QUADRANT: D

Vertical Drop: 19

Row : 13



Grind Pool weld Flush with Plate
ASTM A-36 Steel



CLIENT/SUBJECT FISC/AFCEE W.O. NO. _____
 TASK DESCRIPTION Red Hill TANK 16 Repairs TASK NO. 176
 PREPARED BY DAN D. DEPT _____ DATE 2-10-06
 MATH CHECK BY _____ DEPT _____ DATE _____
 METHOD REV. BY _____ DEPT _____ DATE _____

APPROVED BY	

DEPT _____	DATE _____

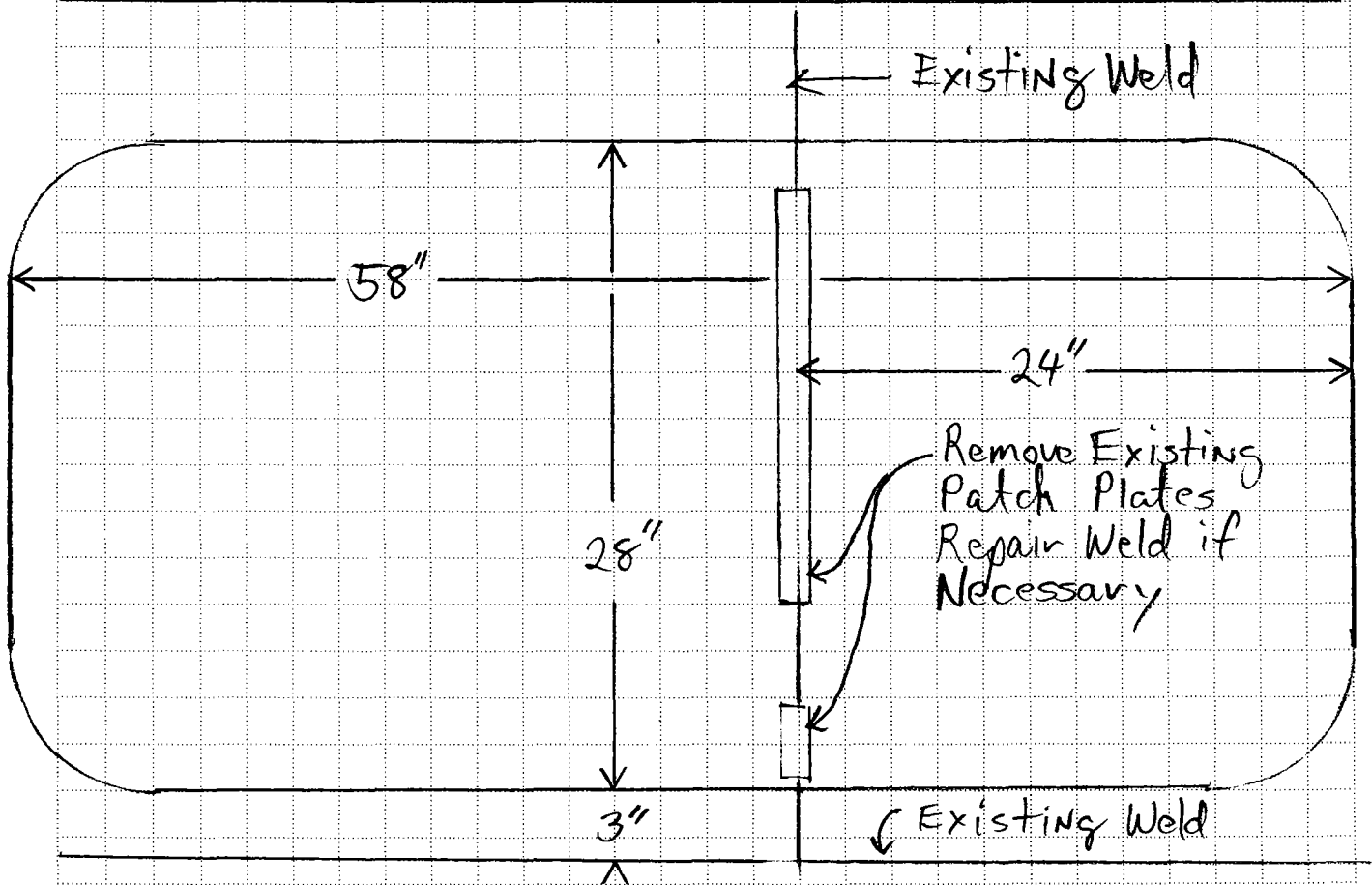
Flaw No.: 76 + 121

TANK Section: Barrel

Quadrant: C

Vertical Drop: 1 + 2

Row: 4



6" Radius on corners

1/4" Patch Plate ASTM A-36 Steel

SCALE
12"

CLIENT/SUBJECT <u>FISC/AFCEE</u>			W.O. NO. _____
TASK DESCRIPTION <u>Red Hill TANK 16 Repairs</u>			TASK NO. <u>176</u>
PREPARED BY <u>DAN D.</u>	DEPT _____	DATE <u>2-10-06</u>	
MATH CHECK BY _____	DEPT _____	DATE _____	
METHOD REV. BY _____	DEPT _____	DATE _____	

APPROVED BY

DEPT _____ DATE _____

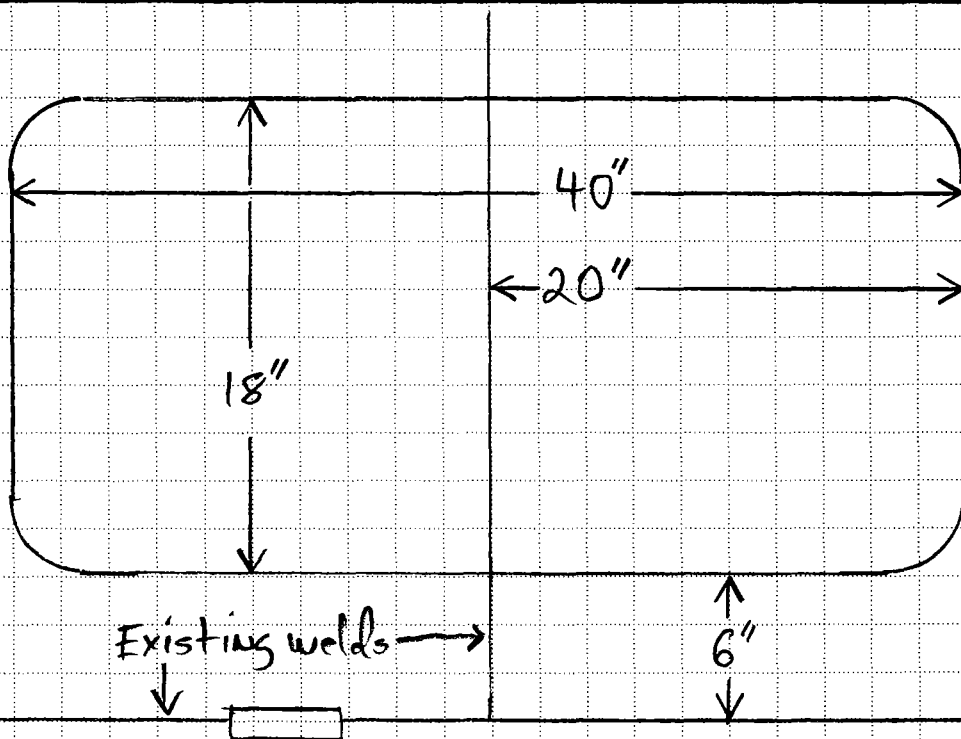
Flaw No.: 77 + 118

TANK Section: Barrel

Quadrant: C

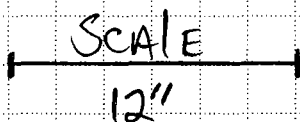
Vertical Drop: 1+2

Row: 8



3" Radius on corners

1/4" Patch Plate ASTM A-36 Steel



CLIENT/SUBJECT <u>FISC/AFCEE</u>			W.O. NO. _____
TASK DESCRIPTION <u>Red Hill TANK 16 Repairs</u>			TASK NO. <u>176</u>
PREPARED BY <u>DAN D.</u>	DEPT _____	DATE <u>2-10-06</u>	
MATH CHECK BY _____	DEPT _____	DATE _____	
METHOD REV. BY _____	DEPT _____	DATE _____	

APPROVED BY _____

DEPT _____ DATE _____

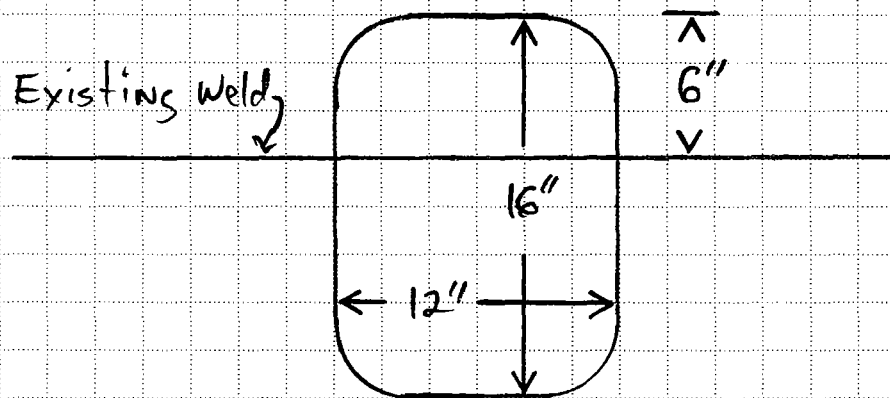
Flaw No: 82

TANK Section: Barrel

Quadrant: C

Vertical Drop: 1

Row: 23



3" Radius on corners

1/4" Patch Plate ASTM A-36 Steel

SCALE
12"

CLIENT/SUBJECT FISC/AFCEE W.O. NO. _____

TASK DESCRIPTION Red Hill TANK 16 Repairs TASK NO. 176

PREPARED BY DAN D. DEPT _____ DATE 2-10-06

MATH CHECK BY _____ DEPT _____ DATE _____

METHOD REV. BY _____ DEPT _____ DATE _____

APPROVED BY	
DEPT _____	DATE _____

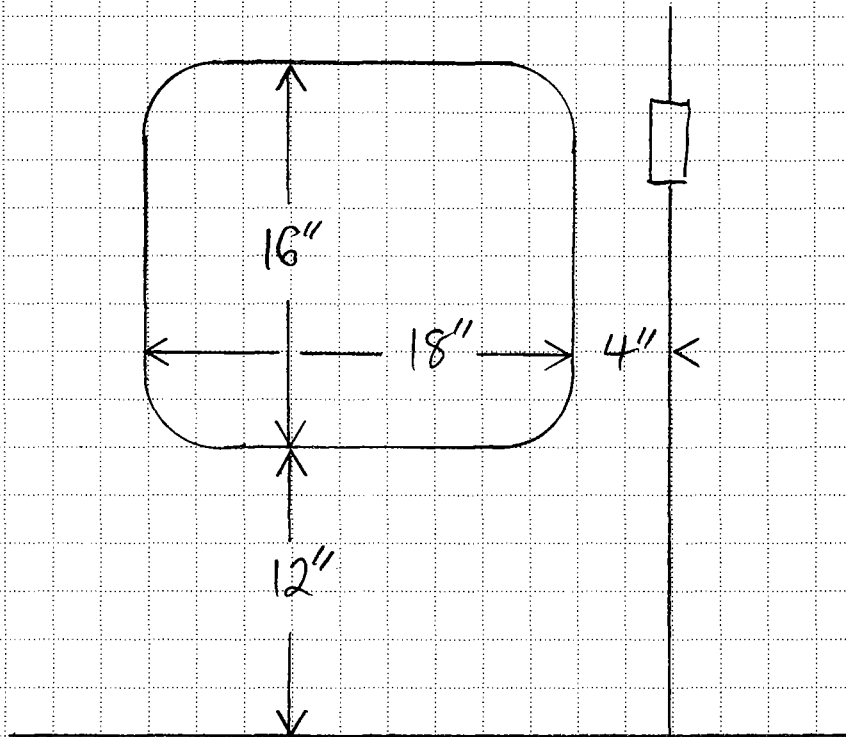
Flaw No.: 83

TANK Section: Barrel

Quadrant: C

Vertical Drop: 1

Row: 24



3" Radius on corners

1/4" Patch Plate ASTM A-36 Steel

SCALE
12"

CLIENT/SUBJECT <u>FISC/AFCEE</u>			W.O. NO. _____	
TASK DESCRIPTION <u>Red Hill TANK 16 Repairs</u>			TASK NO. <u>176</u>	
PREPARED BY <u>OAN D.</u>	DEPT _____	DATE <u>2-10-06</u>		
MATH CHECK BY _____	DEPT _____	DATE _____		
METHOD REV. BY _____	DEPT _____	DATE _____		

APPROVED BY

DEPT _____ DATE _____

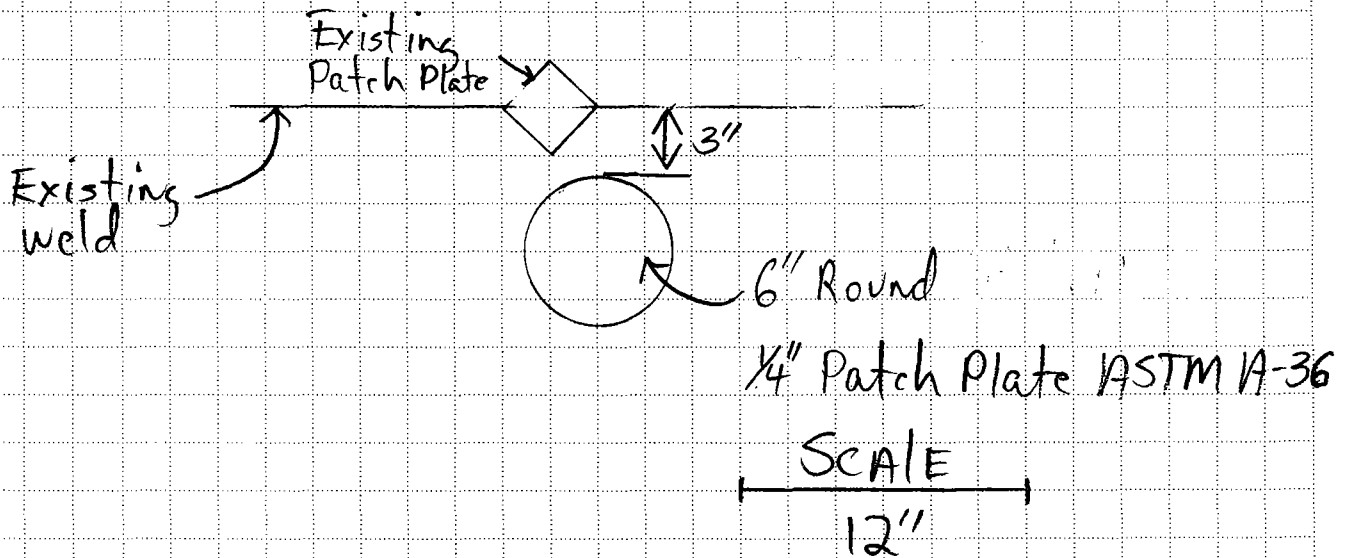
Flaw No.: 100

TANK Section: Barrel

Quadrant: C

Vertical Drop: 2

Row : 26



CLIENT/SUBJECT FISC/AFCEE

W.O. NO. _____

TASK DESCRIPTION Red Hill TANK 16 Repair

TASK NO. 176

PREPARED BY DAN D.

DEPT _____

DATE 2-1-06

MATH CHECK BY _____

DEPT _____

DATE _____

METHOD REV. BY _____

DEPT _____

DATE _____

APPROVED BY _____

DEPT _____ DATE _____

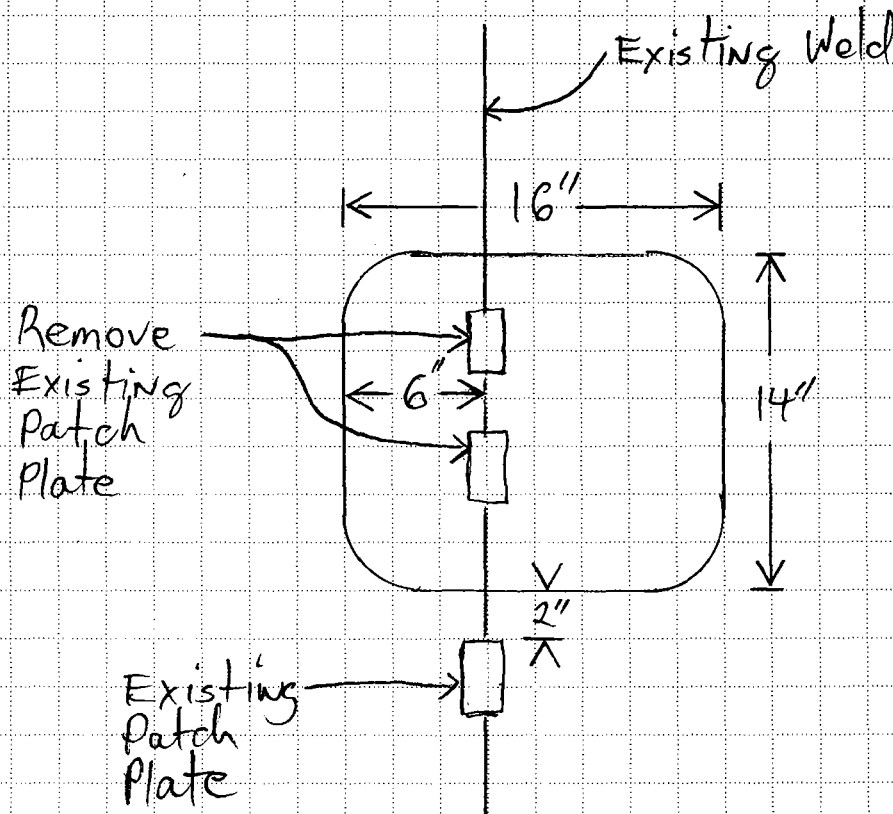
Flaw No: 108

Tank Section: Barrel

Quadrant: C

Vertical Drop: 2

Row: 18



3" Radius on corners, Rolled Plate

1/4" Patch Plates ASTM A-36 Steel

SCALE
12"

CLIENT/SUBJECT <u>FISC/AFCEE</u>			W.O. NO. _____
TASK DESCRIPTION <u>Red Hill TANK 16 Repair</u>			TASK NO. <u>176</u>
PREPARED BY <u>DAN D.</u>	DEPT _____	DATE <u>2-1-06</u>	
MATH CHECK BY _____	DEPT _____	DATE _____	
METHOD REV. BY _____	DEPT _____	DATE _____	

APPROVED BY _____

DEPT _____ DATE _____

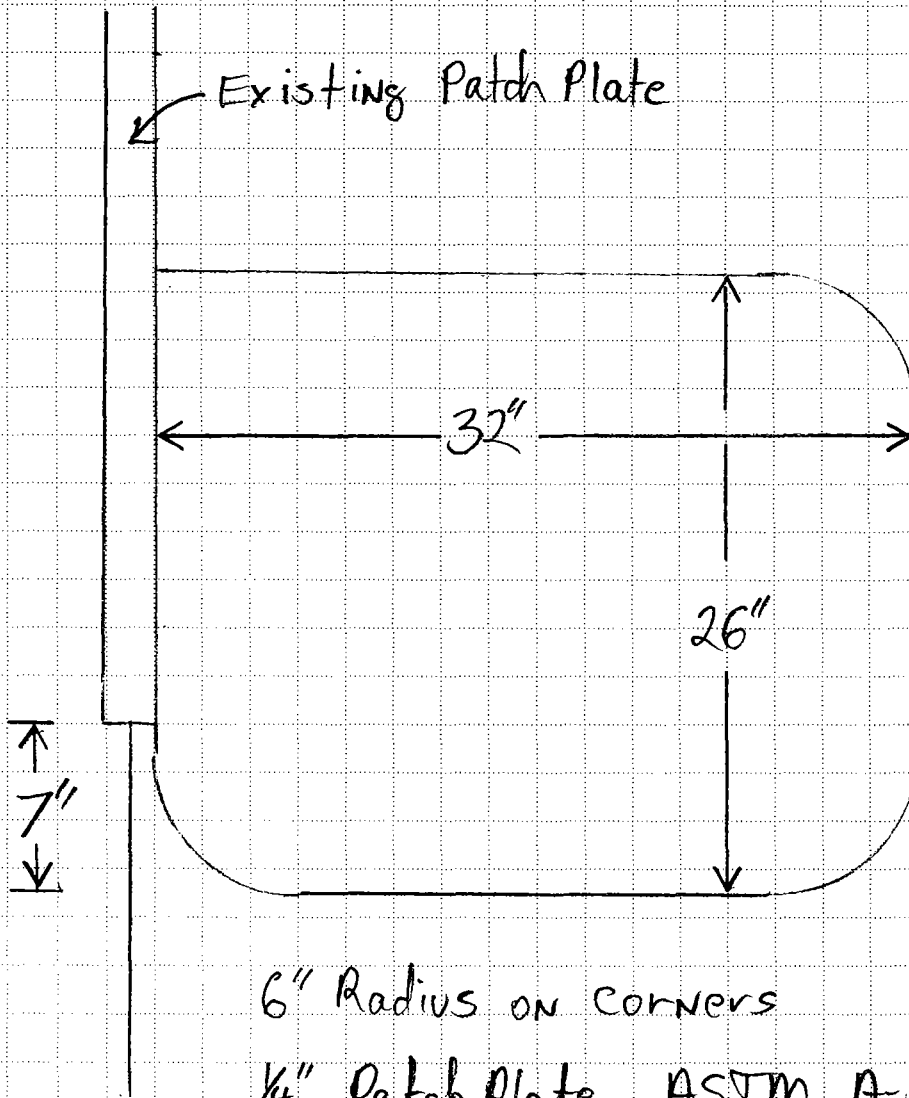
Flaw No: 114

TANK Section: Barrel

Quadrant: C

Vertical Drop: 2

Row: 10



12"
SCALE

CLIENT/SUBJECT <u>FISC/AFCEE</u>		W.O. NO. _____
TASK DESCRIPTION <u>Red Hill Tank 16 Repair</u>		TASK NO. <u>176</u>
PREPARED BY <u>DAN D.</u>	DEPT _____	DATE <u>2-11-06</u>
MATH CHECK BY _____	DEPT _____	DATE _____
METHOD REV. BY _____	DEPT _____	DATE _____

APPROVED BY _____
 DEPT _____ DATE _____

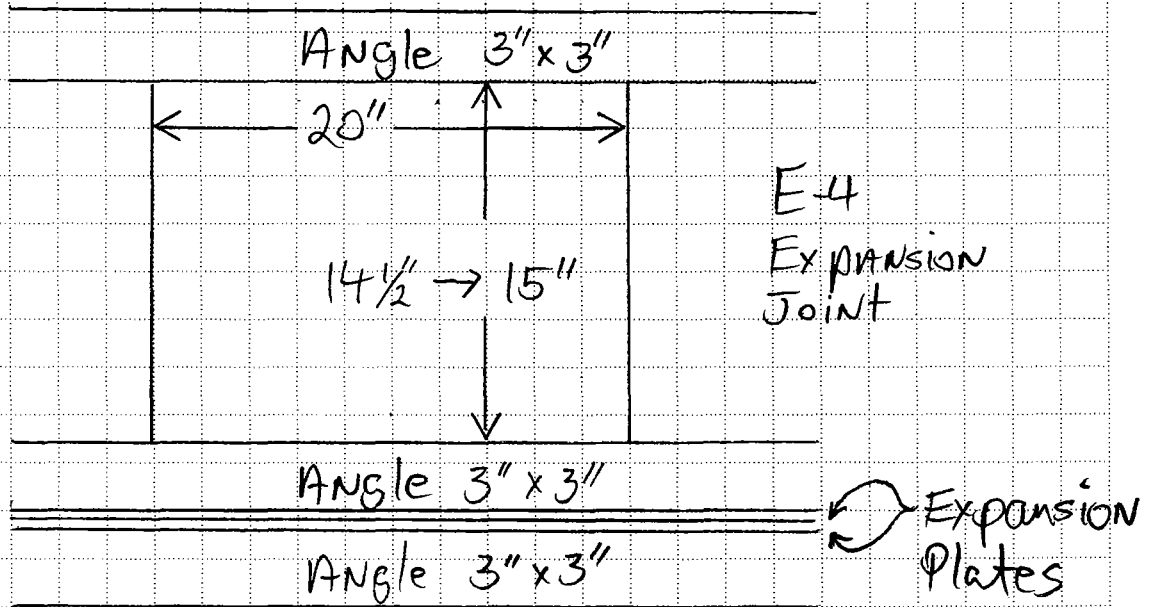
Flaw No.: 126

TANK Section: Extension

Quadrant: C

Vertical Drop: 2

ROW: E-4



- No Radius on corners
- 1/4" Patch Plate ASTM A-36 Steel
- Trim Patch Plate Not existing weld

12"
Scale

CLIENT/SUBJECT FISC/AFCEE

W.O. NO. _____

TASK DESCRIPTION Red Hill Tank IG Repair

TASK NO. 176

PREPARED BY DAN D.

DEPT _____

DATE 2-11-06

APPROVED BY _____

MATH CHECK BY _____

DEPT _____

DATE _____

METHOD REV. BY _____

DEPT _____

DATE _____

DEPT _____ DATE _____

FLAW No. : 127

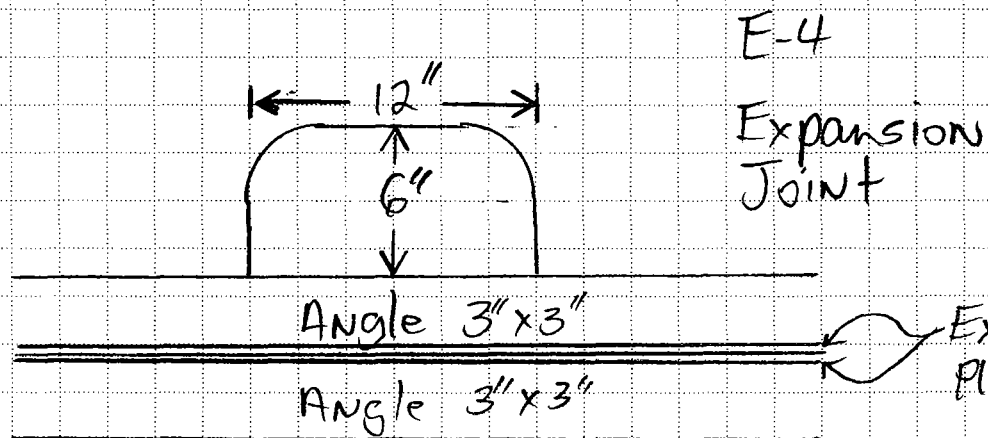
TANK Section: Extension

Quadrant: C

Vertical Drop: 3

Row: E-4

Angle 3"x3"



3" Radius on Top corners

No Radius on Bottom corners

12"
Scale

CLIENT/SUBJECT <u>FISC/AFCEE</u>			W.O. NO. _____
TASK DESCRIPTION <u>Red Hill TANK 16 Repairs</u>			TASK NO. <u>176</u>
PREPARED BY <u>DAN D.</u>	DEPT _____	DATE <u>2-10-08</u>	
MATH CHECK BY _____	DEPT _____	DATE _____	
METHOD REV. BY _____	DEPT _____	DATE _____	

APPROVED BY _____

DEPT _____ DATE _____

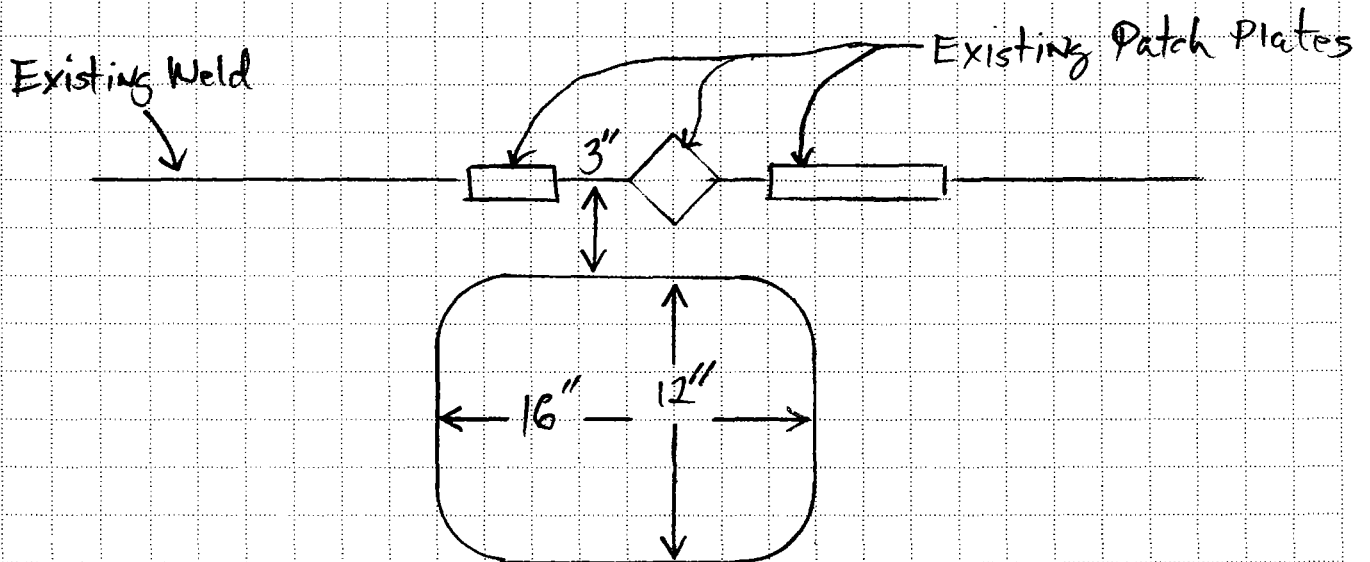
Flaw No.: 131

TANK Section: Barrel

Quadrant: A

Vertical Drop: 5

Row: 4



3" Radius on corners

1/4" Patch Plate ASTM A-36 Steel

12"
SCALE

CLIENT/SUBJECT FLSC/AFCEE

W.O. NO. _____

TASK DESCRIPTION Red Hill Tank 16 Repair

TASK NO. 176

PREPARED BY DAN D.

DEPT _____

DATE 2-11-06

APPROVED BY _____

MATH CHECK BY _____

DEPT _____

DATE _____

METHOD REV. BY _____

DEPT _____

DATE _____

DEPT _____ DATE _____

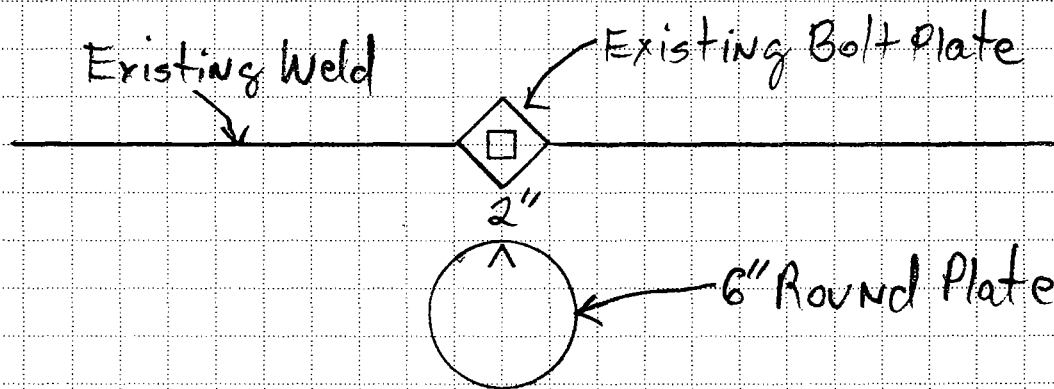
FLAW No.: 142

TANK Section: Barrel

Quadrant: C

Vertical Drop: 3

Row: 15



Grind Pool weld Flush with Plate
 $\frac{1}{4}$ " Patch Plate ASTM A-36 Steel

12"
Scale

CLIENT/SUBJECT FISC/AFCEE

W.O. NO. _____

TASK DESCRIPTION Red Hill TANK 16 Repair

TASK NO. 176

PREPARED BY DAN O.

DEPT _____

DATE 2-11-06

APPROVED BY _____

MATH CHECK BY _____

DEPT _____

DATE _____

METHOD REV. BY _____

DEPT _____

DATE _____

DEPT _____ DATE _____

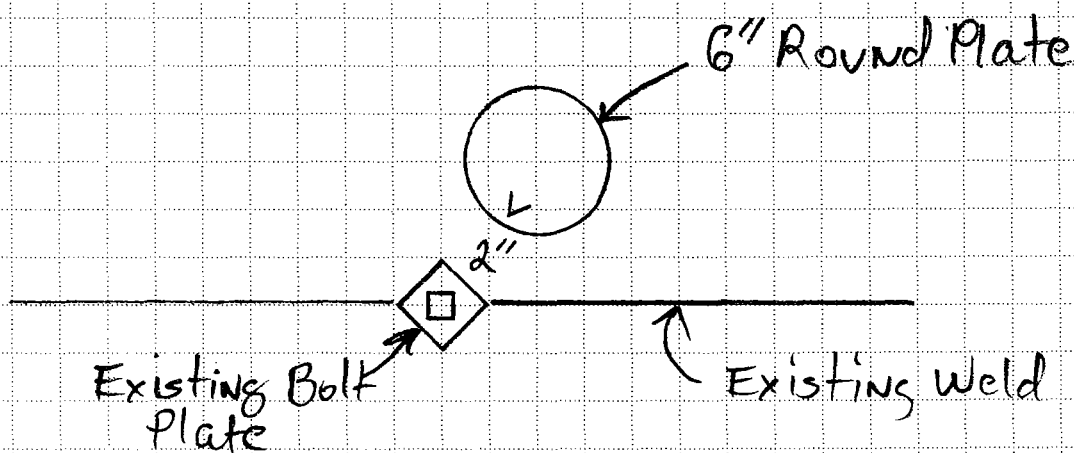
Flaw No. : 161

TANK Section: Barrel


Quadrant: C

Vertical Drop: 6

Row: 26



Grind Pool weld Flush with Plate
 $\frac{1}{4}$ " Patch Plate ASTM A-36 Steel


 12"
 Scale

CLIENT/SUBJECT <u>FISC/AFCEE</u>	W.O. NO. _____	
TASK DESCRIPTION <u>Red Hill Tank 16 Repair</u>	TASK NO. <u>176</u>	
PREPARED BY <u>DAN D.</u>	DEPT _____	DATE <u>2-11-06</u>
MATH CHECK BY _____	DEPT _____	DATE _____
METHOD REV. BY _____	DEPT _____	DATE _____

APPROVED BY

DEPT _____ DATE _____

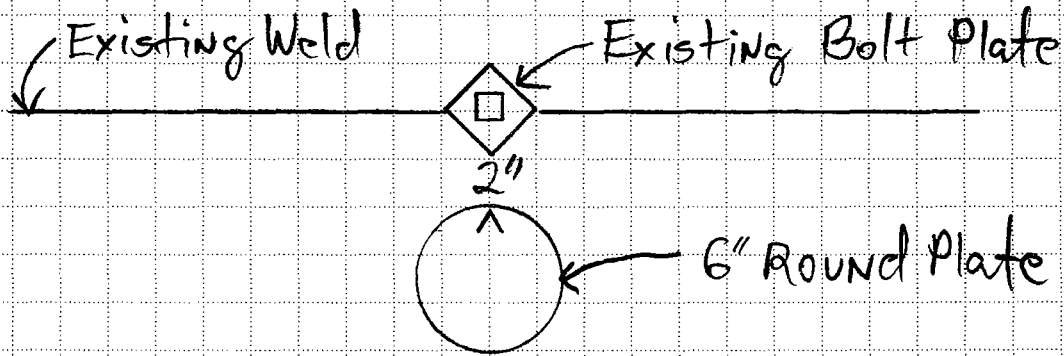
Flaw No.: 178A

TANK Section: Barrel

Quadrant: C

Vertical Drop: 6

Row: 15



Grind Pool Weld Flush with Plate
 $\frac{1}{4}$ " Patch Plate ASTM A-36 Steel

12"
SCALE

CLIENT/SUBJECT <u>FISC/AFCEE</u>		W.O. NO. _____
TASK DESCRIPTION <u>RedHill TANK 16 Repair</u>		TASK NO. <u>176</u>
PREPARED BY <u>DAN D.</u>	DEPT _____	DATE <u>2-11-06</u>
MATH CHECK BY _____	DEPT _____	DATE _____
METHOD REV. BY _____	DEPT _____	DATE _____

APPROVED BY	
DEPT _____	DATE _____

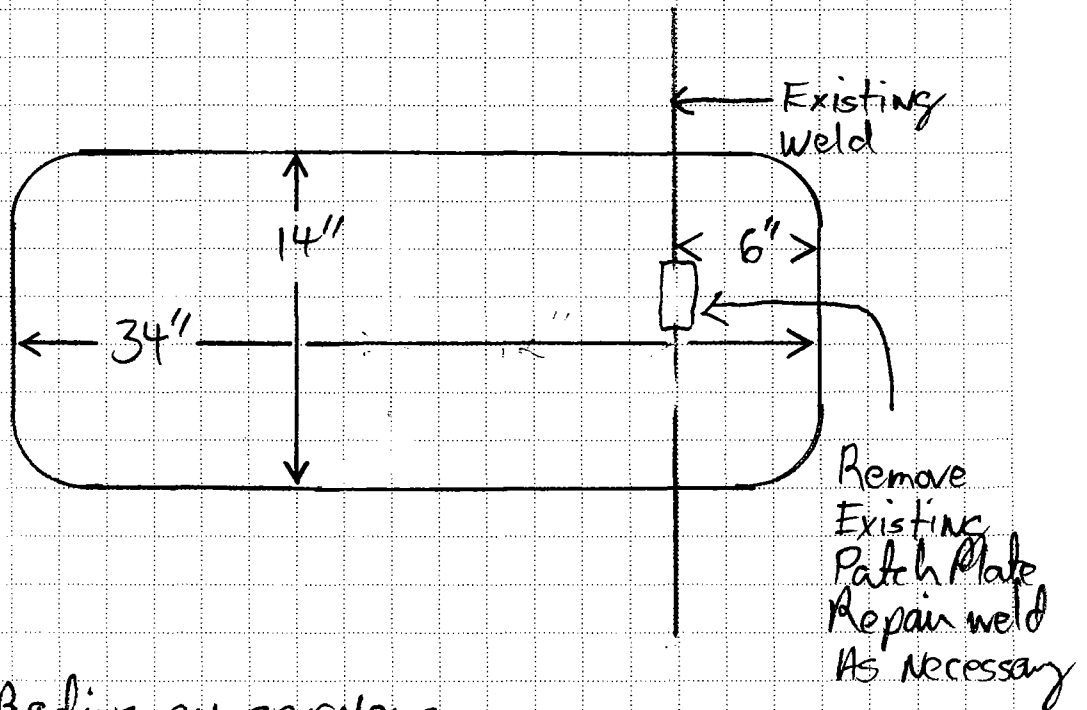
Flaw No: 190

TANK Section: Barrel

Quadrant: C

Vertical Drop: 7

Row: 25



3" Radius on corners

1/4" Patch Plate ASTM A-36 Steel

12"
Scale

CLIENT/SUBJECT	<u>FISC/AFCEE</u>	W.O. NO.	
TASK DESCRIPTION	<u>Red Hill TANK 16 Repairs</u>	TASK NO.	<u>176</u>
PREPARED BY	<u>DAN D.</u>	DEPT	
		DATE	<u>2-10-08</u>
MATH CHECK BY		DEPT	
		DATE	
METHOD REV. BY		DEPT	
		DATE	

APPROVED BY

DEPT _____ DATE _____

Flaw No.: 203

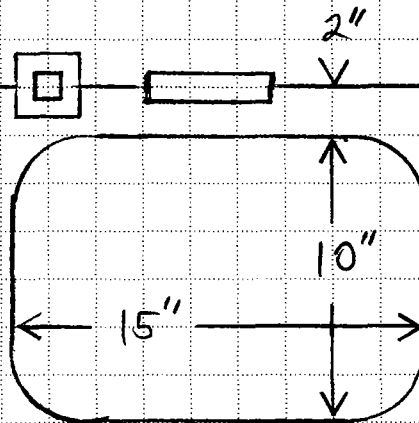
TANK Section: Barrel

Quadrant: A

Vertical Drop: 9

Row: 2

Existing Weld



3" Radius on corners

1/4" Patch Plate ASTM A-36 Steel

SCALE
12"

CLIENT/SUBJECT	<u>FISC/AFCEE</u>		W.O. NO.		
TASK DESCRIPTION	<u>Red Hill TANK 16 Repairs</u>		TASK NO.	<u>176</u>	
PREPARED BY	<u>DAN D.</u>	DEPT		DATE	<u>2-10-06</u>
MATH CHECK BY		DEPT		DATE	
METHOD REV. BY		DEPT		DATE	

APPROVED BY

DEPT _____ DATE _____

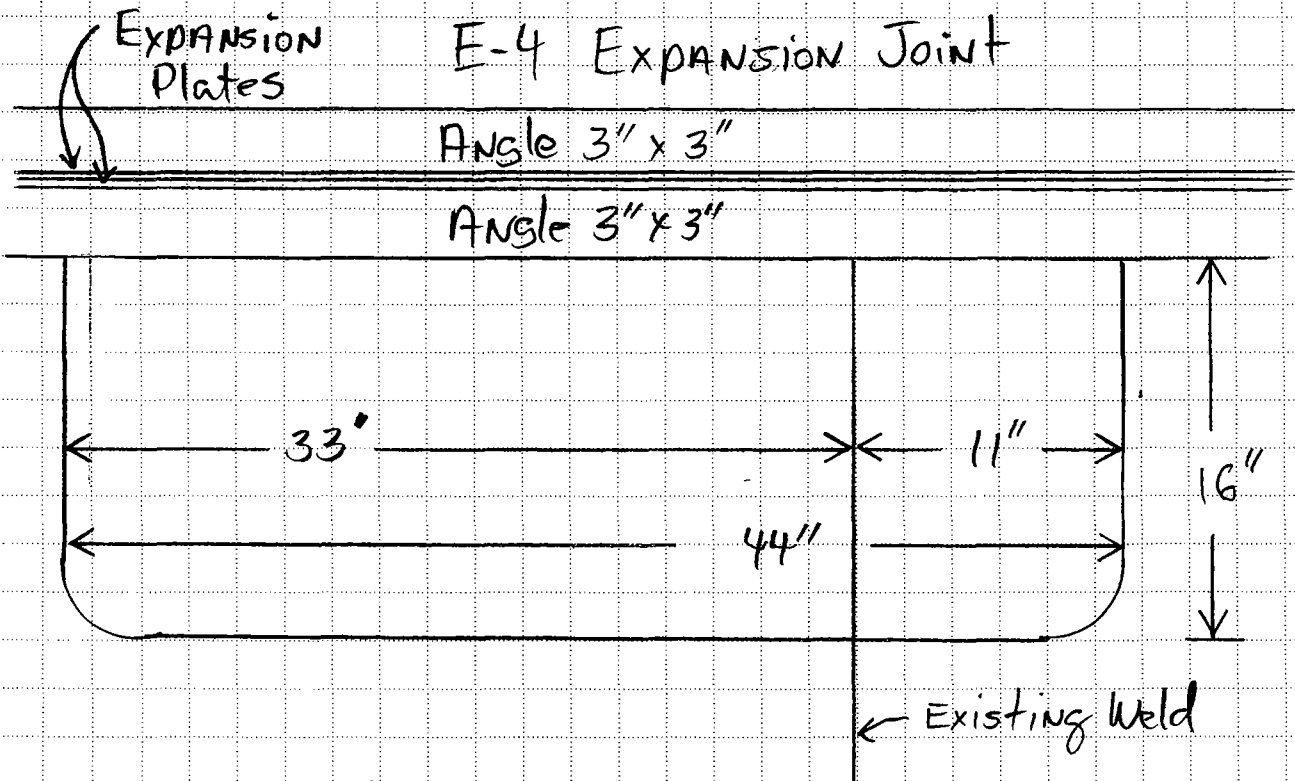
Flaw No.: 205

TANK Section: Barrel

Quadrant: A

Vertical Drop: 9

Row: 1



3" Radius on corners

1/4" Patch Plate ASTM A-36 Steel

12" SCALE

CLIENT/SUBJECT FISC/AFCEE

W.O. NO. _____

TASK DESCRIPTION Red Hill TANK 16 Repair

TASK NO. 176

PREPARED BY DAN D

DEPT _____

DATE 2-11-06

APPROVED BY _____

MATH CHECK BY _____

DEPT _____

DATE _____

METHOD REV. BY _____

DEPT _____

DATE _____

DEPT _____ DATE _____

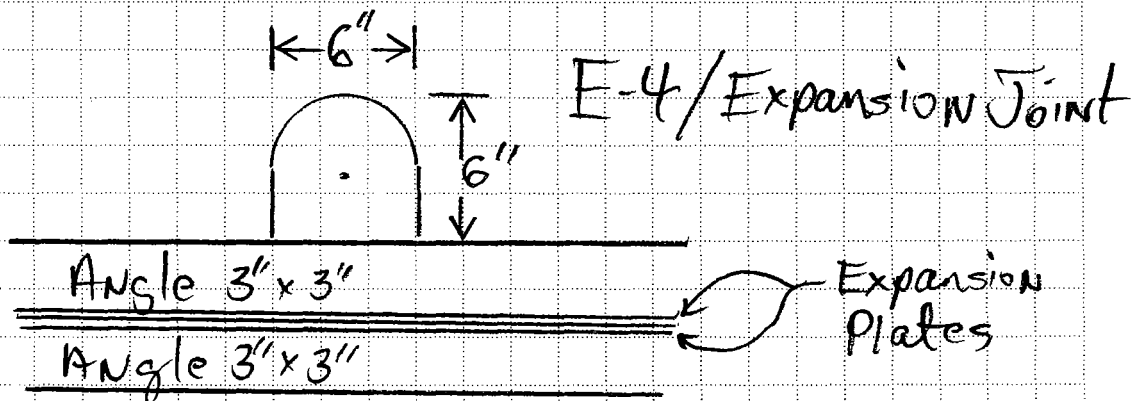
Flaw No.: 222

TANK Section: Extension

Quadrant: C

Vertical Drop: 8

Row: E-4



3" Radius on Top

No Radius on Bottom corners

1/4" Patch Plate ASTM A-36 Steel

12"
SCALE

CLIENT/SUBJECT	<u>FTSC/AICEE</u>	W.O. NO.	
TASK DESCRIPTION	<u>Red Hill TANK 16 Repair</u>	TASK NO.	<u>176</u>
PREPARED BY	<u>DAN D.</u>	DEPT	
		DATE	<u>2-12-06</u>
MATH CHECK BY		DEPT	
		DATE	
METHOD REV. BY		DEPT	
		DATE	

APPROVED BY

DEPT _____ DATE _____

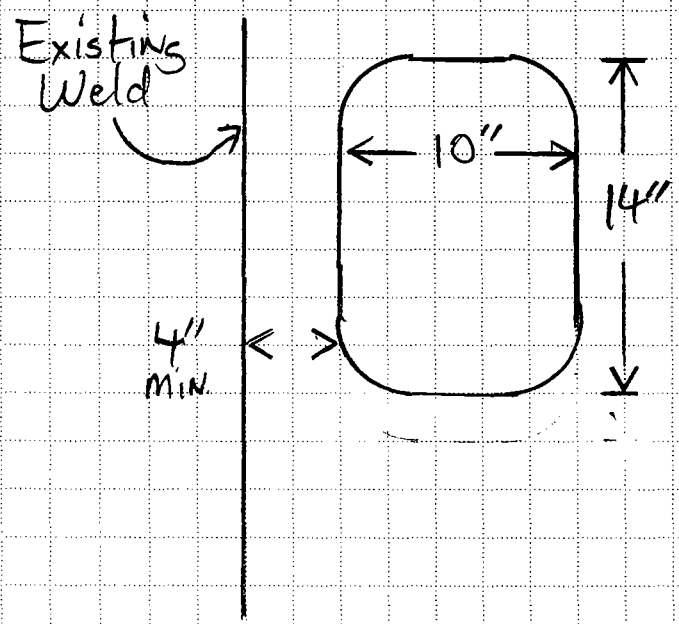
Flaw No.: 225

TANK Section: Barrel

Quadrant: C

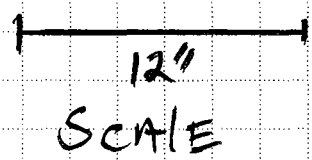
Vertical Drop: 8

Row : 9



3" Radius on corners

1/4" Patch Plate ASTM A-36 Steel



CLIENT/SUBJECT <u>FISC/AFCEE</u>			W.O. NO. _____
TASK DESCRIPTION <u>Red Hill TANK 16 Repair</u>			TASK NO. <u>176</u>
PREPARED BY <u>DAN D.</u>	DEPT _____	DATE <u>2-12-06</u>	
MATH CHECK BY _____	DEPT _____	DATE _____	
METHOD REV. BY _____	DEPT _____	DATE _____	

APPROVED BY

DEPT _____ DATE _____

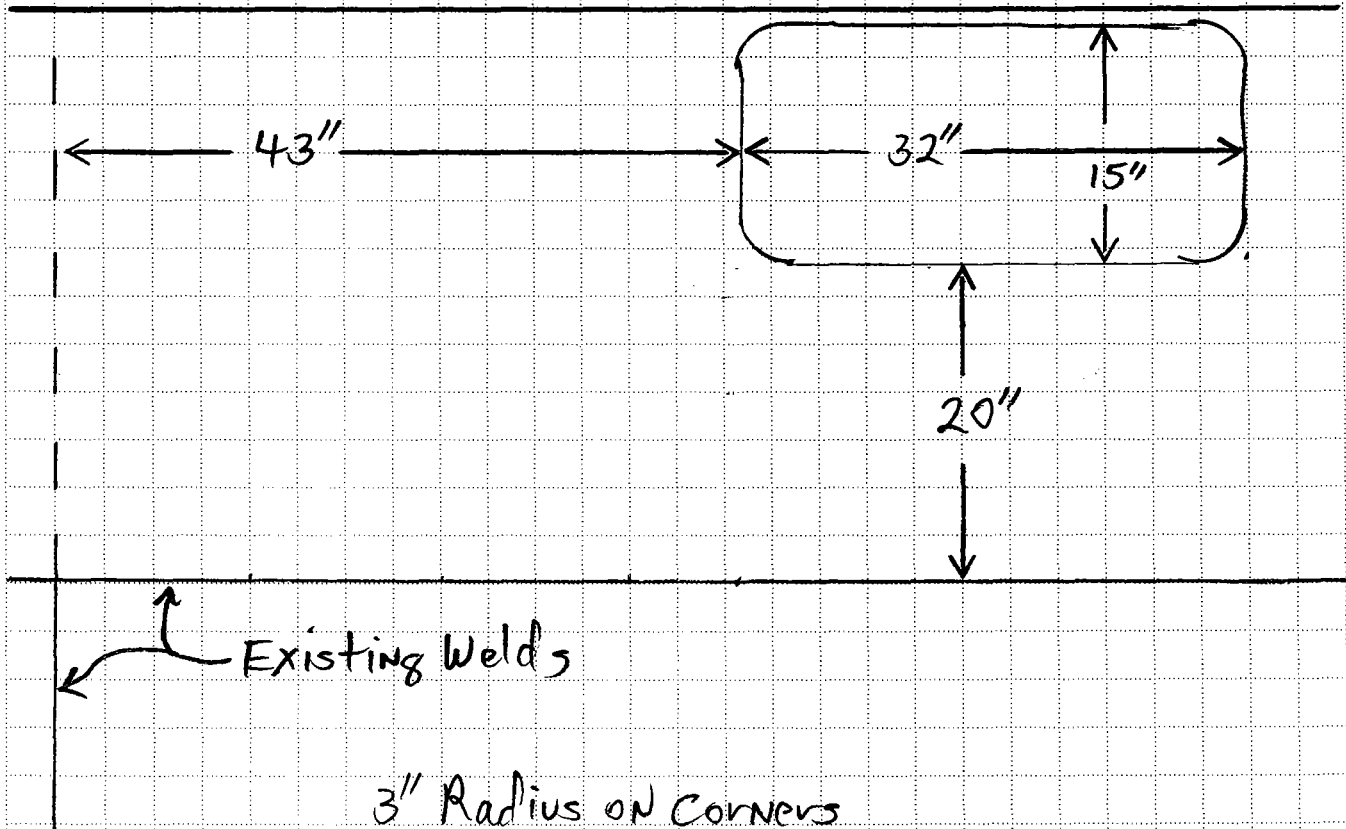
FLAW No.: 228

TANK Section: Barrel

Quadrant: C

Vertical Drop: 8

Row: 18



3" Radius on Corners

1/4" Patch Plate ASTM A-36 Steel

12"
SCALE

CLIENT/SUBJECT	<u>FISC/AFCEE</u>	W.O. NO.	
TASK DESCRIPTION	<u>Red Hill Tank 16 Repair</u>	TASK NO.	<u>176</u>
PREPARED BY	<u>DAN D.</u>	DEPT	
		DATE	<u>2-2-06</u>
MATH CHECK BY		DEPT	
		DATE	
METHOD REV. BY		DEPT	
		DATE	

APPROVED BY _____
 DEPT _____ DATE _____

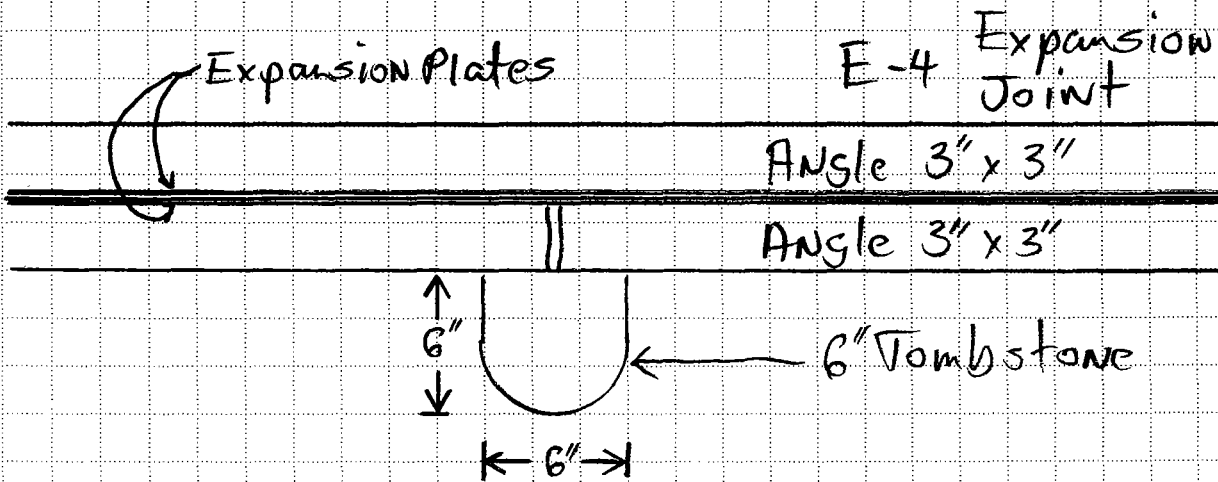
Flaw No.: 286

TANK Section: Barrel

Quadrant: D

Vertical Drop: 12

Row: 1



$\frac{1}{4}$ " Patch Plate ASTM A-36 Steel

12"
Scale

CLIENT/SUBJECT FISC/AFCEE W.O. NO. _____

TASK DESCRIPTION Red Hill TANK 16 Repair TASK NO. 176

PREPARED BY DAN D. DEPT _____ DATE 2-12-06

MATH CHECK BY _____ DEPT _____ DATE _____

METHOD REV. BY _____ DEPT _____ DATE _____

APPROVED BY _____	
DEPT _____	DATE _____

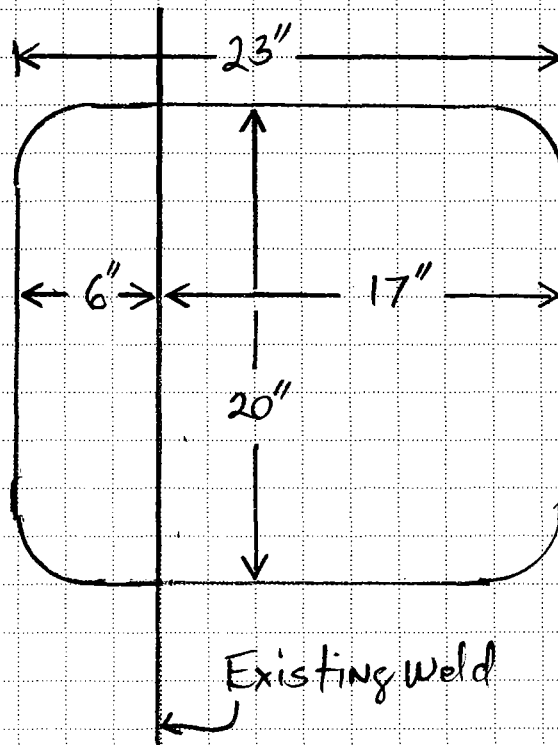
FLAW No.: 288

TANK Section: Barrel

Quadrant: D

Vertical Drop: 12

Row: 1



3" Radius on corners

1/4" Patch Plate ASTM A-36 Steel

12"
SCALE

CLIENT/SUBJECT FISC/AFCEE

W.O. NO. _____

TASK DESCRIPTION Red Hill TANK 16 Repair

TASK NO. 176

PREPARED BY DAN D.

DEPT _____

DATE 2-12-06

MATH CHECK BY _____

DEPT _____

DATE _____

METHOD REV. BY _____

DEPT _____

DATE _____

APPROVED BY _____

DEPT _____ DATE _____

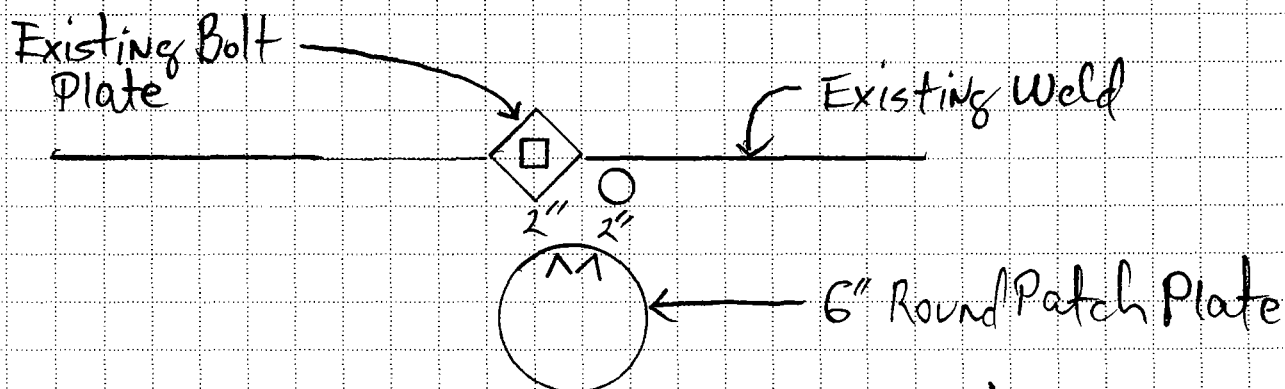
FLAW No.: 299

TANK Section: Barrel

Quadrant: D

Vertical Drop: 13

Row: 15



CLIENT/SUBJECT FISC/WFCEE

W.O. NO.

TASK DESCRIPTION Red Hill TANK 16 Repairs

TASK NO. 176

PREPARED BY DAN D.

DEPT

DATE 2-10-06

APPROVED BY

MATH CHECK BY

DEPT

DATE _____

METHOD REV. BY

DEPT

DATE _____

DEPT _____ DATE _____

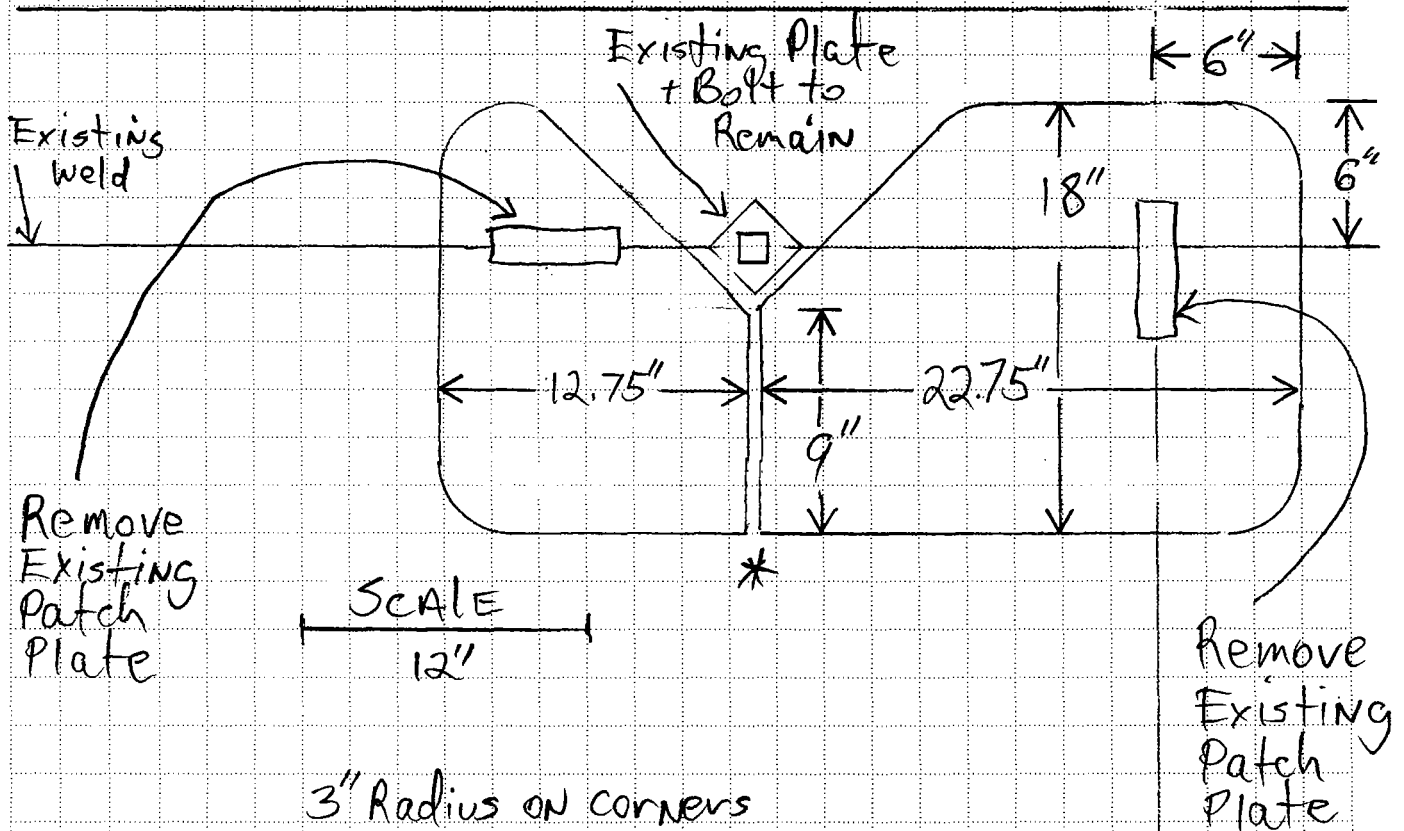
Flaw No.: 322

Tank Section: Barrel

Quadrant: B

Vertical Drop: 18

Row: 2



1/4" Patch Plates ASTM A-36 Steel

- * Weld Plates to Tank and Fill Gaps between patch plates and patch plates and bolt Plate with weld metal

CLIENT/SUBJECT <u>FISC/AFCEE</u>	W.O. NO. _____
TASK DESCRIPTION <u>Red Hill TANK 16 Repairs</u>	TASK NO. <u>176</u>
PREPARED BY <u>DAN D.</u> DEPT _____ DATE <u>2-10-06</u>	APPROVED BY _____ DEPT _____ DATE _____
MATH CHECK BY _____ DEPT _____ DATE _____	
METHOD REV. BY _____ DEPT _____ DATE _____	

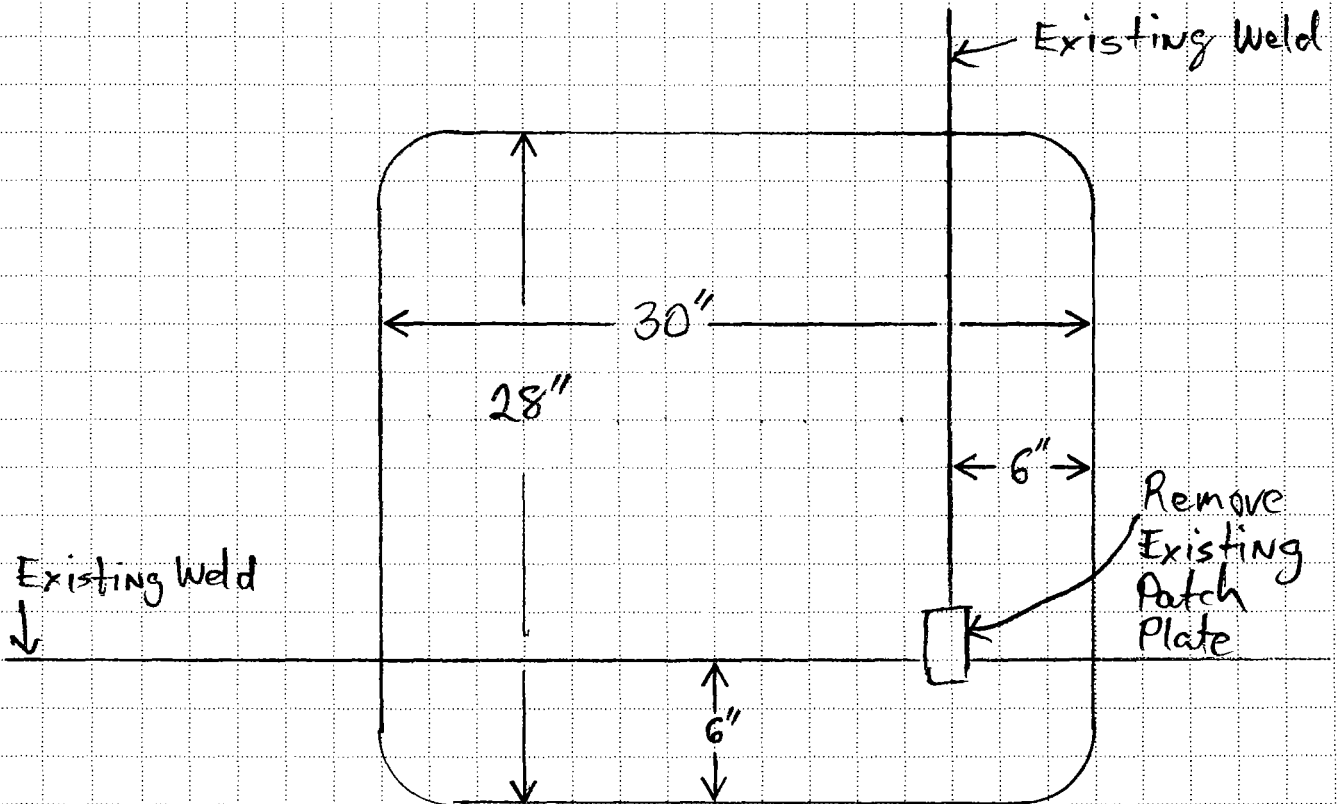
Flaw No. : 324

TANK Section: Barrel

Quadrant: B

Vertical Drop: 18

Row : 11



3" Radius on corners

1/4" Patch Plate ASTM A-36 Steel

SCALE
12"

CLIENT/SUBJECT <u>FISC/AFCEE</u>			W.O. NO. _____
TASK DESCRIPTION <u>Red Hill TANK 16 Repair</u>			TASK NO. <u>176</u>
PREPARED BY <u>DAN D.</u>	DEPT _____	DATE <u>2-12-06</u>	
MATH CHECK BY _____	DEPT _____	DATE _____	
METHOD REV. BY _____	DEPT _____	DATE _____	

APPROVED BY

DEPT _____ DATE _____

Flaw No.: 326

TANK Section: Barrel

Quadrant: D

Vertical Drop: 13

Row: 12

Existing Bolt
Plate

Existing weld

2"

6" round Patch Plate

Grind Pool weld flush with plate
ASTM A-36 Steel

12"
SCALE

CLIENT/SUBJECT <u>FISC/AFCEE</u>	W.O. NO. _____
TASK DESCRIPTION <u>Red Hill Tank 16 Repair</u>	TASK NO. <u>176</u>
PREPARED BY <u>Dan D.</u> DEPT _____ DATE <u>2-12-06</u>	APPROVED BY _____ DEPT _____ DATE _____
MATH CHECK BY _____ DEPT _____ DATE _____	
METHOD REV. BY _____ DEPT _____ DATE _____	

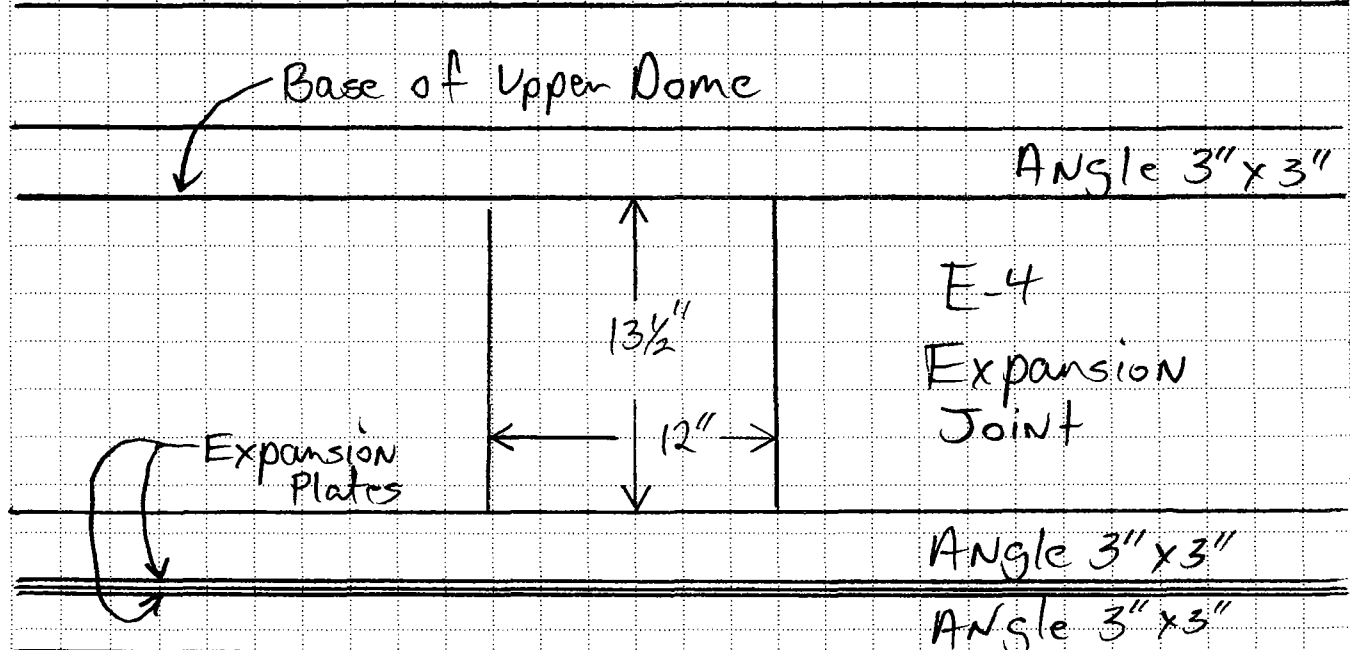
Flaw No.: 333

TANK Section: Extension

Quadrant: D

Vertical Drop: 13

Row: E-4



No Radius on corners

Trim Patch Plate not Existing welds

$\frac{1}{4}"$ Patch Plate ASTM A-36 Steel

12"
SCALE

CLIENT/SUBJECT FJSC/AFC EE W.O. NO. _____

TASK DESCRIPTION Red Hill Tank 16 Repairs TASK NO. 176

PREPARED BY DAN D. DEPT _____ DATE 2-10-06

MATH CHECK BY _____ DEPT _____ DATE _____

METHOD REV. BY _____ DEPT _____ DATE _____

APPROVED BY	
DEPT _____	DATE _____

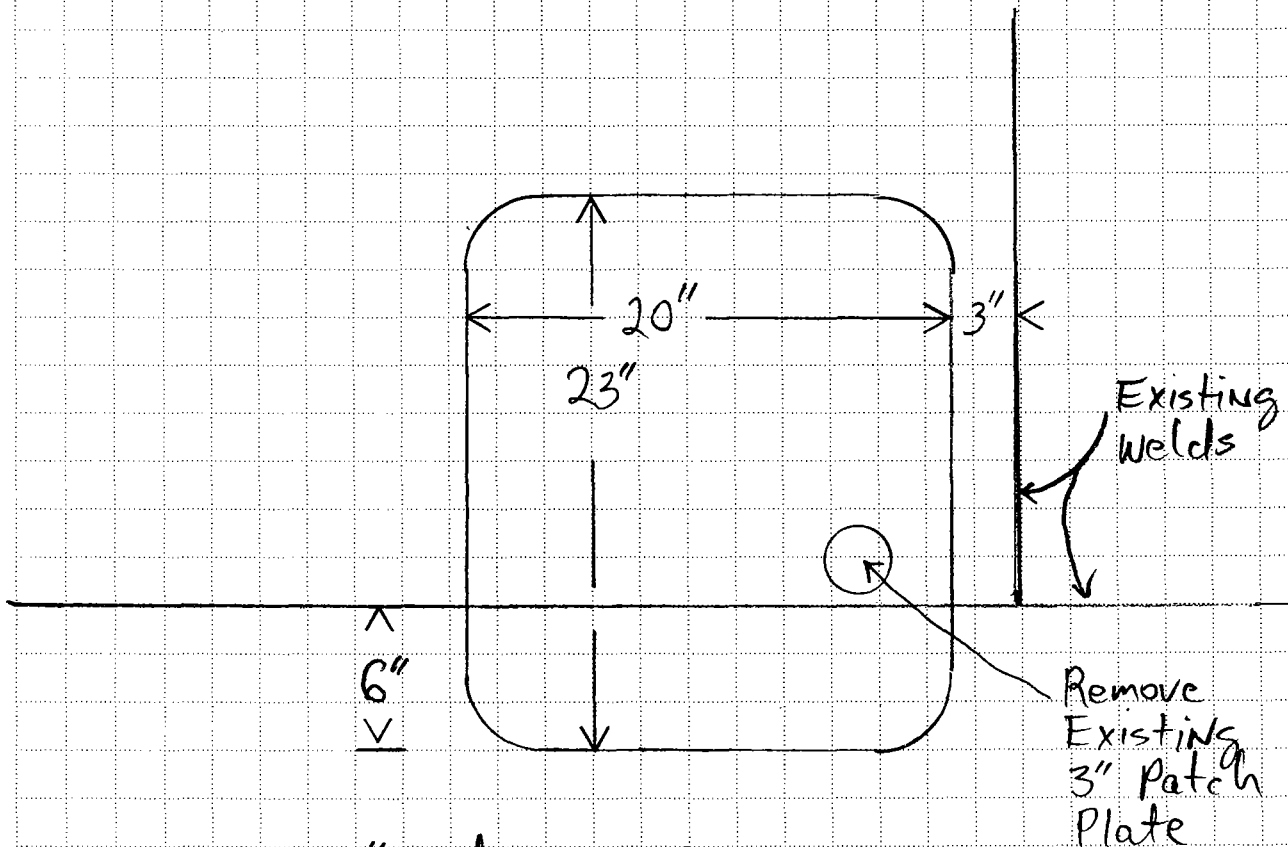
FLAW No.: 353

TANK Section: Barrel

Quadrant: B

Vertical Drop: 19

Row: 9



3" Radius on Corners

1/4" Patch Plate ASTM A-36 Steel

SCALE
12"

CLIENT/SUBJECT <u>FISC/AFCEE</u>		W.O. NO. _____
TASK DESCRIPTION <u>Red Hill TANK 16 Repair</u>		TASK NO. <u>176</u>
PREPARED BY <u>DAN D.</u>	DEPT _____	DATE <u>2-12-06</u>
MATH CHECK BY _____	DEPT _____	DATE _____
METHOD REV. BY _____	DEPT _____	DATE _____

APPROVED BY

DEPT _____ DATE _____

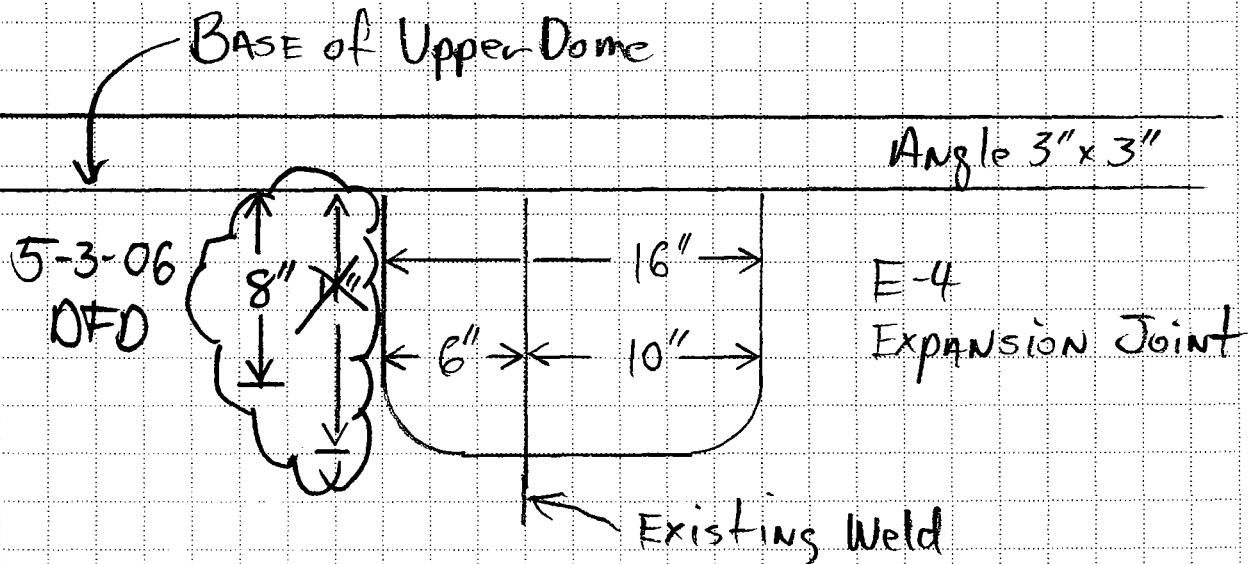
Flaw No.: 361

TANK Section: Extension

Quadrant: D

Vertical Drop: 18

Row: E-4



3" Radius on lower corners

No Radius on upper corners

1/4" Patch Plates ASTM A-36 Steel

12"
Scale

CLIENT/SUBJECT FISC/AFCEE W.O. NO. _____

TASK DESCRIPTION Red Hill TANK 16 Repairs TASK NO. 176

PREPARED BY DAN D. DEPT _____ DATE 2-8-06

MATH CHECK BY _____ DEPT _____ DATE _____

METHOD REV. BY _____ DEPT _____ DATE _____

APPROVED BY	
_____	_____
DEPT _____	DATE _____

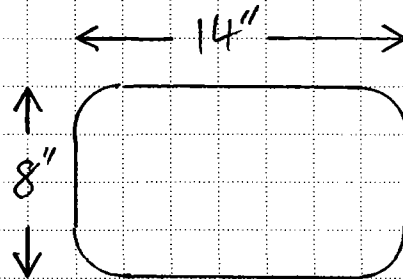
FLAW No.: 379

TANK Section: Extension

Quadrant: B

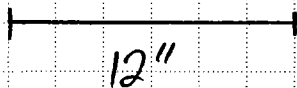
Vertical Drop: 17

Row: E-2



2" Radius on corners

1/4" Patch Plate ASTM A-36 Steel



Scale

CLIENT/SUBJECT <u>FISC/AFCEE</u>	W.O. NO. _____
TASK DESCRIPTION <u>Red Hill TANK 16 REPAIRS</u>	TASK NO. <u>176</u>
PREPARED BY <u>DAN D.</u> DEPT _____ DATE <u>2-8-06</u>	APPROVED BY _____ DEPT _____ DATE _____
MATH CHECK BY _____ DEPT _____ DATE _____	
METHOD REV. BY _____ DEPT _____ DATE _____	

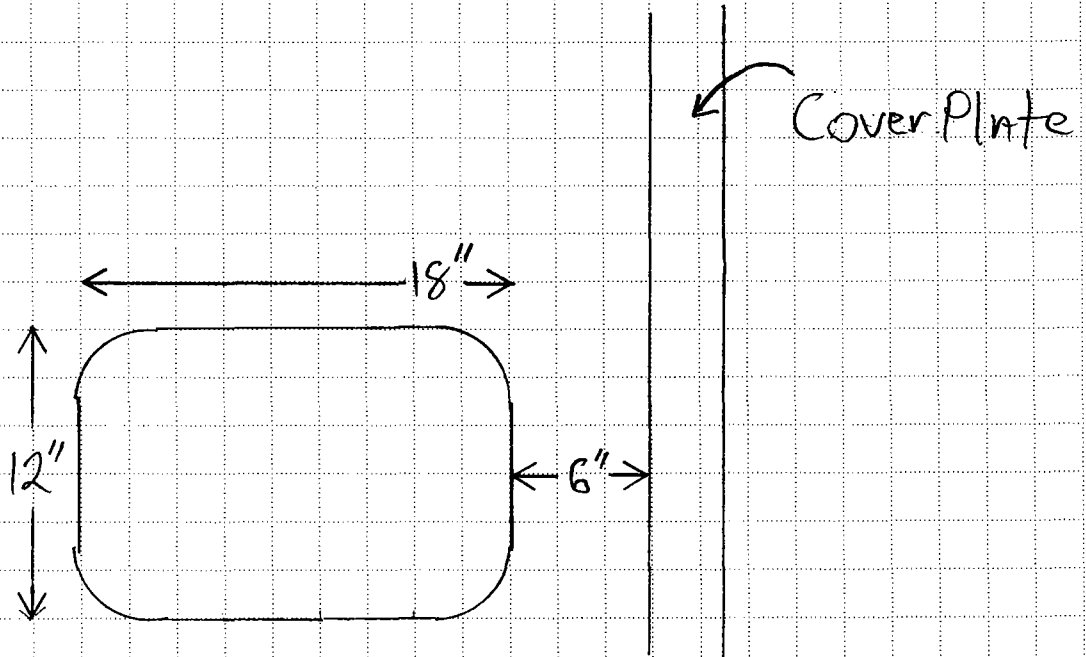
FLAW No. 381

TANK Section: Extension

Quadrant: B

Vertical Drop: 17

Row: E-2



3" Radius on Corners

1/4" Patch Plate ASTM A-36 Steel

12"
Scale

CLIENT/SUBJECT FISC/AFCEE

W.O. NO. _____

TASK DESCRIPTION Red Hill TANK 16 Repairs

TASK NO. 176

PREPARED BY DAN D.

DEPT _____

DATE 2-8-06

MATH CHECK BY _____

DEPT _____

DATE _____

METHOD REV. BY _____

DEPT _____

DATE _____

APPROVED BY _____

DEPT _____ DATE _____

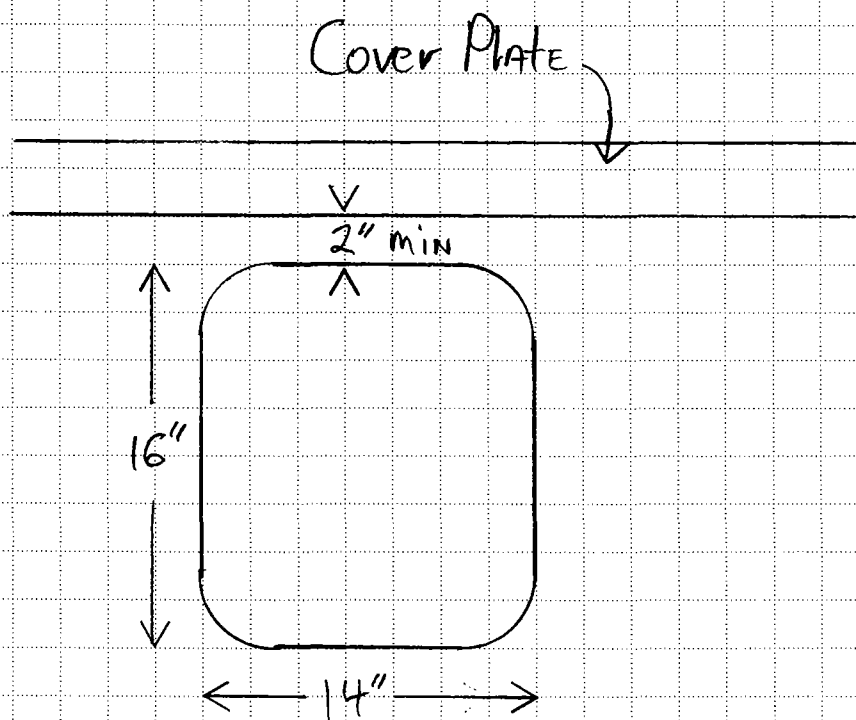
Flaw No. : 382

TANK Section : Extension

Quadrant: B

Vertical Drop : 17

ROW: F-2



3" Radius on Corners

1/4" Patch Plate ASTM A-36 Steel

12"
Scale

CLIENT/SUBJECT <u>FISC/AFCEE</u>	W.O. NO. _____	
TASK DESCRIPTION <u>Red Hill TANK 16 Repairs</u>	TASK NO. <u>176</u>	
PREPARED BY <u>DAN D.</u>	DEPT _____	DATE <u>2-13-06</u>
MATH CHECK BY _____	DEPT _____	DATE _____
METHOD REV. BY _____	DEPT _____	DATE _____

APPROVED BY _____

DEPT _____ DATE _____

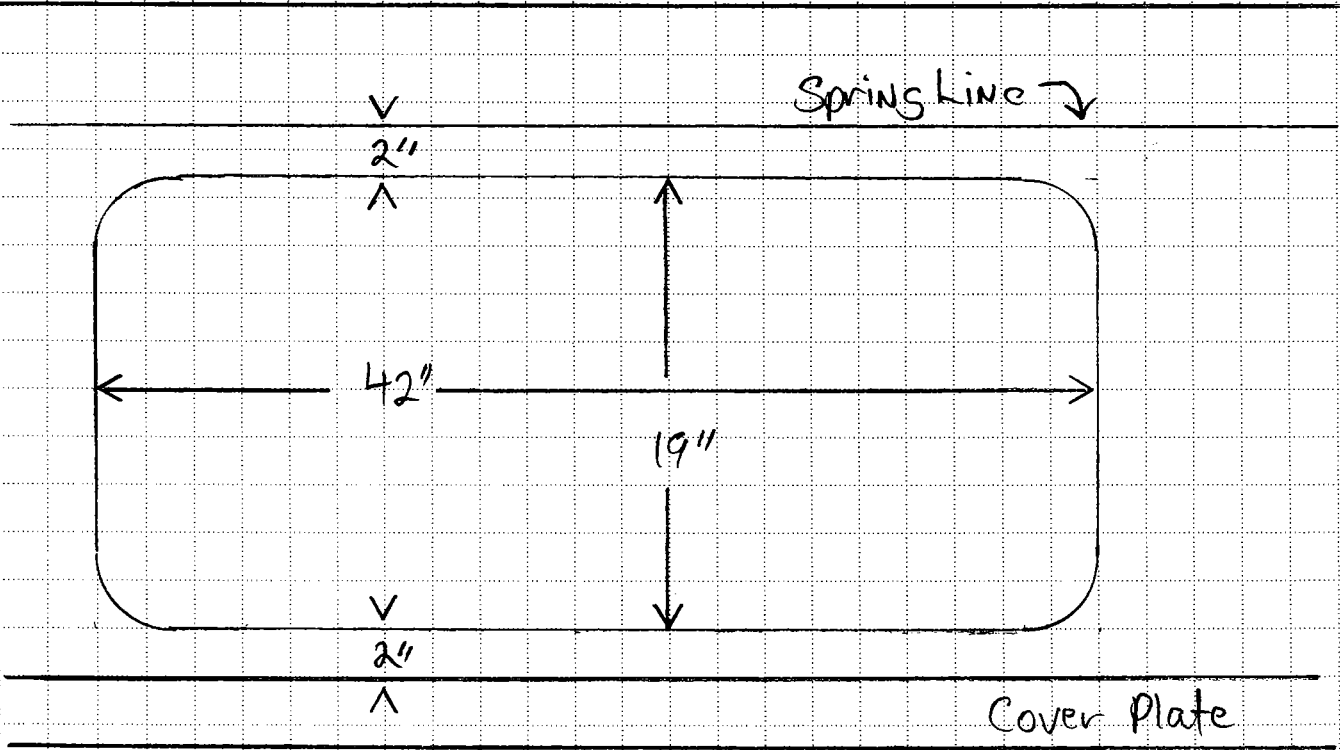
Flaw No: 395 + 397

TANK Section: Extension

Quadrant: C

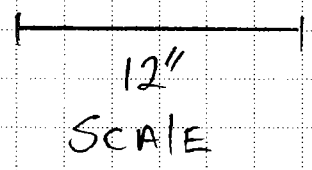
Vertical Drop: G

Row: E-1



3" Radius on corners

1/4" Patch Plate ASTM A-36 Steel



CLIENT/SUBJECT FISC/AFCEE

W.O. NO. _____

TASK DESCRIPTION Red Hill TANK 16 Repair

TASK NO. 176

PREPARED BY DAN O. DEPT _____ DATE 2-13-06

APPROVED BY _____

MATH CHECK BY _____ DEPT _____ DATE _____

METHOD REV. BY _____ DEPT _____ DATE _____

DEPT _____ DATE _____

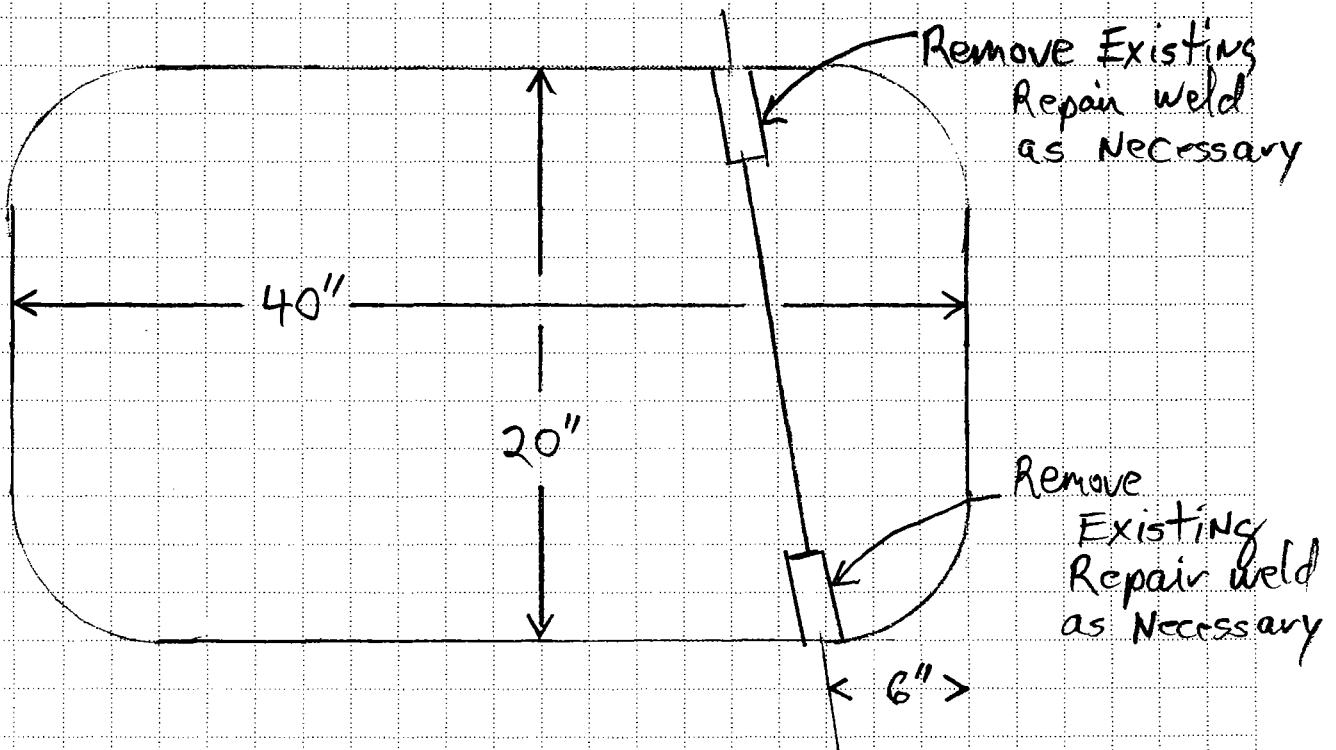
FIAW No.: 423 + 470

TANK Section: Extension

Quadrant: C

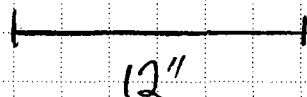
Vertical Drop: 9

Row: E-2



6" Radius on corners

1/4" Patch Plate ASTM A-36 Steel



SCALE

CLIENT/SUBJECT <u>FISC/AFCEE</u>	W.O. NO. _____
TASK DESCRIPTION <u>Red Hill TANK 16 Repairs</u>	TASK NO. <u>176</u>
PREPARED BY <u>DAN D.</u> DEPT _____ DATE <u>2-8-06</u>	APPROVED BY _____ DEPT _____ DATE _____
MATH CHECK BY _____ DEPT _____ DATE _____	
METHOD REV. BY _____ DEPT _____ DATE _____	

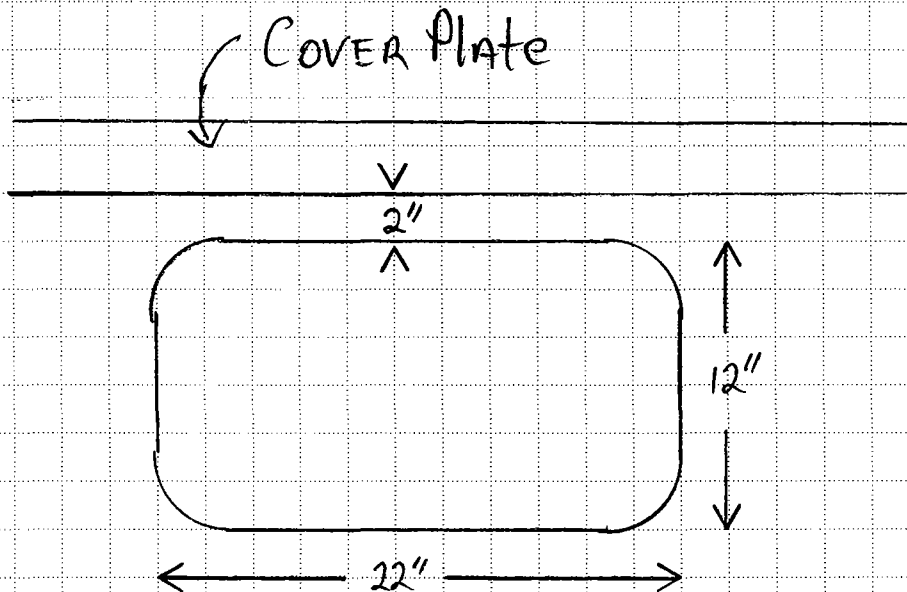
Flaw No. : 429

Tank Section: Extension

Quadrant: B

Vertical Drop: 14

ROW: E-2



3" Radius on corners

1/4" Patch Plate ASTM A-36 Steel

12"
Scale

FISC/AFCEE
Red Hill Tank 16 Repairs
DAN D.

4-19-06

38 of 61
176

WESTERN SOLUTIONS
10/03/04 2007.044.178
10/03/04 2007.044.178
10/03/04 2007.044.178

REPAIR TANK 16
RED HILL
FISC PEARL HARBOR

TANK 16 REPAIR

DWG 1

W=3'-8"
L=5'
L=5'

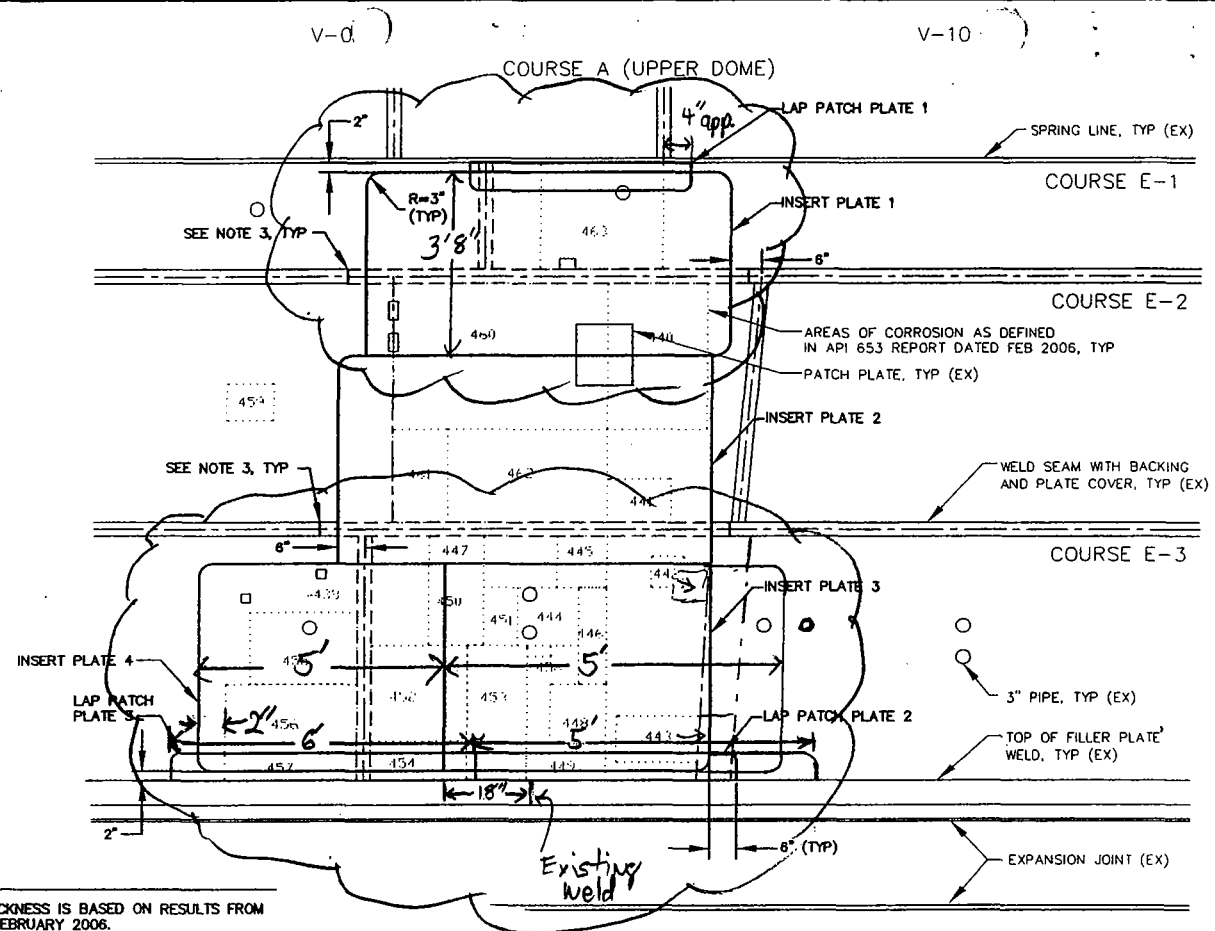
ID	L x W *
1	6'-8" x 3'-4"
2	6'-10" x 3'-10"
3	4'-10" x 3'-10"
4	4'-6" x 3'-10"

L=5'
L=6'

ID	L x W *
1	4'-0" x 6"
2	4'-10" x 6"
3	5'-7" x 6"

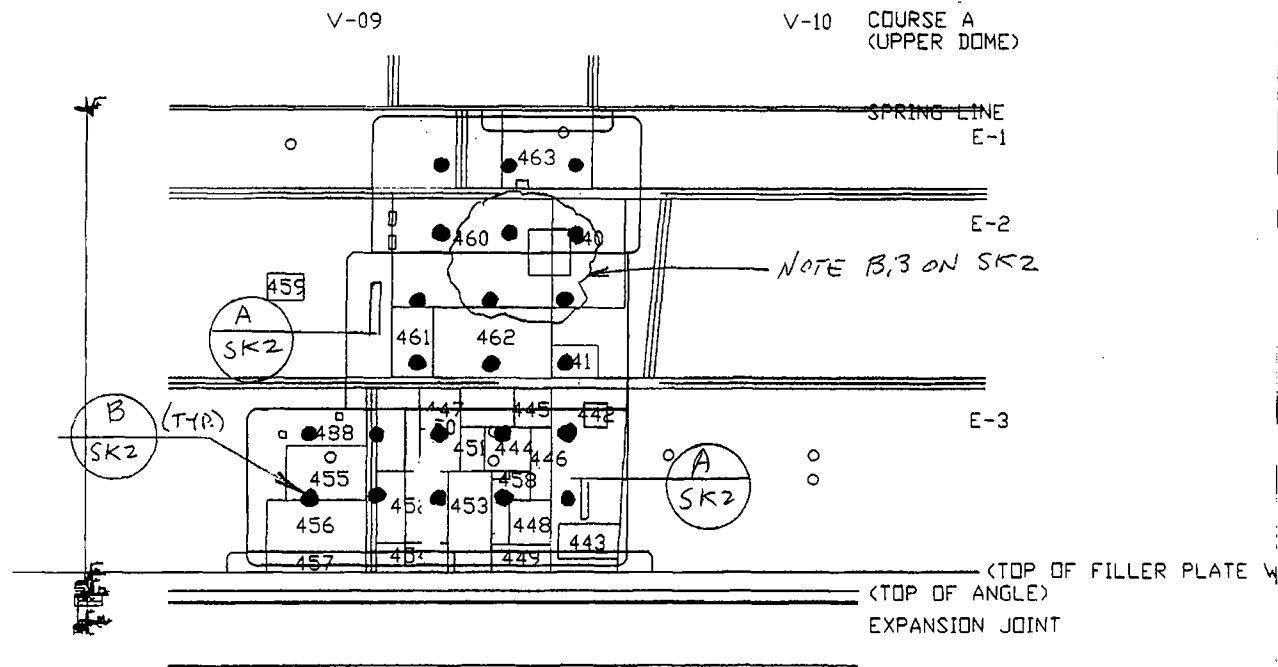
* FIELD VERIFY DIMENSIONS

*Measurements/
Dimensions field
Verified by
Richard Sedy
and Dan DeSaic
4-19-06*



1 TANK 16 REPAIR: FLAWS 438-463 (EXCLUDING 459)
SCALE: 1" = 1'-0"

- NOTES**
1. AREAS OF REDUCED TANK LINER METAL THICKNESS IS BASED ON RESULTS FROM THE PRELIMINARY API 653 REPORT DATED FEBRUARY 2006.
 2. REMOVE EXISTING TANK LINER AND REPLACE WITH NEW IN ACCORDANCE WITH SK-1 AND SK-2. INSERT AND PATCH LAP PLATES SHALL BE ROLLED TO MATCH THE TANK RADIUS.
 3. REMOVE COVER PLATE AND BACKING A MINIMUM OF 4" FROM NEW INSERT PLATE. PROVIDE END CAP COVER PLATE ON REMAINING COVER PLATES. NEW COVER PLATE THICKNESS SHALL MATCH EXISTING COVER PLATE.
 4. ANCHORING NOT SHOWN FOR CLARITY. PROVIDE ANCHORING IN ACCORDANCE WITH SK-1.



STRUCTURAL DESIGN SOLUTIONS MLS 3/6/06 SK1

WESTON SOLUTIONS

REPAIR TANK 16
RED HILL
FISC PEARL HARBOR

FISC/AFCEE
Red Hill Tank 16 Repairs
DAN D.

4-19-06

39 of 61
#176

NO SCALE
NO DIMENSIONS
NO TOLERANCES
NO FINISHES
NO MATERIALS

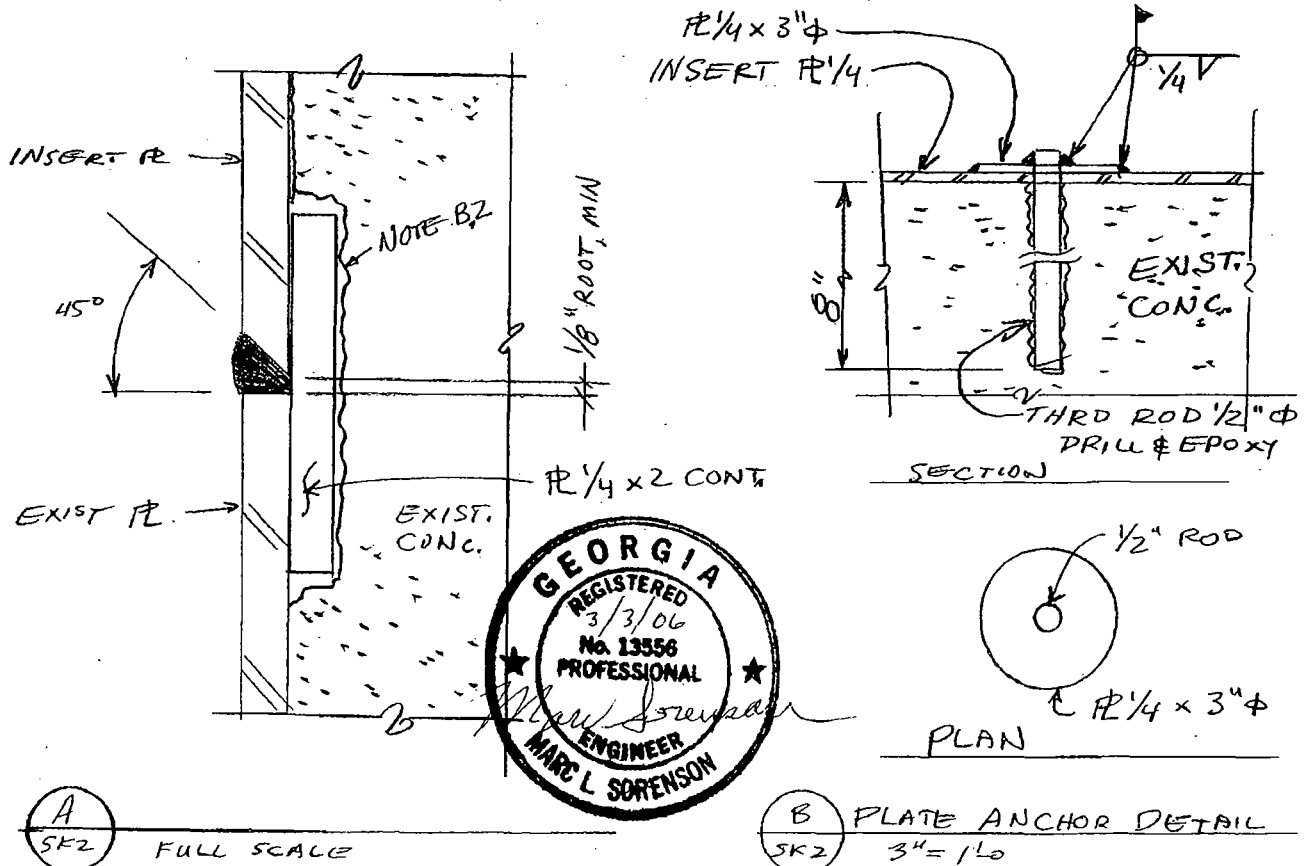
GENERAL NOTES

A. MATERIALS

1. INSERT PLATES: $\frac{1}{4}$ ", MATCH EXISTING PLATE SPECS (ASTM A36 MIN.)
2. PLATE WASHER: $\frac{1}{4}$ ", ASTM A36
3. ANCHOR ROD: $\frac{1}{2}$ " ϕ ASTM A36 ROD, THREADED
4. WELDING: AWS CERTIFIED WELDERS, E70XX ELECTRODES

B. INSTALLATION

1. CUT OUT EXISTING, DAMAGED SHELL PLATE AS SHOWN CUT ON STRAIGHT LINES WITH RADIUSSED CORNERS WHERE SHOWN. FREE HAND CUTTING SHALL NOT BE PERMITTED. USE GRINDERS AS REQUIRED TO ACHIEVE STRAIGHT CUTS AND SMOOTH EDGES IN PREPARATION FOR WELDING
2. USE GRINDER & MASONRY SAWS TO UNDERCUT CONCRETE BEHIND EXISTING PLATE EDGES TO MAKE ROOM FOR BACKER PLATES.
3. USE CONCRETE GRINDERS, SAWS & CHIPPING HAMMERS TO REMOVE BULGES IN THE EXISTING CONCRETE BEHIND THE EXISTING SHELL PLATE. REMOVE BULGING CONCRETE AND GRIND SMOOTH TO PRODUCE A TRUE RADIUS BEHIND THE NEW INSERT PLATE.
4. AFTER REMOVAL OF THE CORRODED, EXISTING SHELL PLATE AS SHOWN, INVESTIGATE THE UNDERLYING CONCRETE BACKING FOR THE CAUSES OF THE SHELL PLATE CORROSION.



CLIENT/SUBJECT FISC/AFCEE

W.O. NO. _____

TASK DESCRIPTION Red Hill TANK 16 Repairs

TASK NO. 176

PREPARED BY Dan D. DEPT _____ DATE 2-8-06

APPROVED BY _____

MATH CHECK BY _____ DEPT _____ DATE _____

METHOD REV. BY _____ DEPT _____ DATE _____

DEPT _____ DATE _____

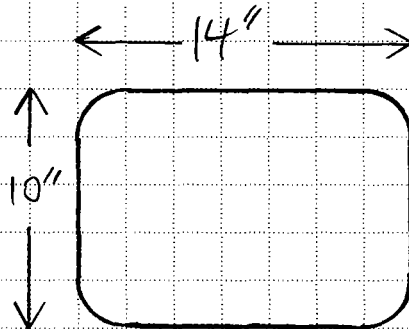
Flaw No.: 459

TANK Section: Extension

Quadrant: A

Vertical Drop: 9

Row: E-2



2" Radius on corners

1/4" Patch Plate ASTM A-36 Steel

12" Scale

CLIENT/SUBJECT FISC/AFCEE

W.O. NO. _____

TASK DESCRIPTION Red Hill TANK 16 Repairs

TASK NO. 176

PREPARED BY DAN D.

DEPT _____

DATE 2-8-06

APPROVED BY _____

MATH CHECK BY _____

DEPT _____

DATE _____

METHOD REV. BY _____

DEPT _____

DATE _____

DEPT _____ DATE _____

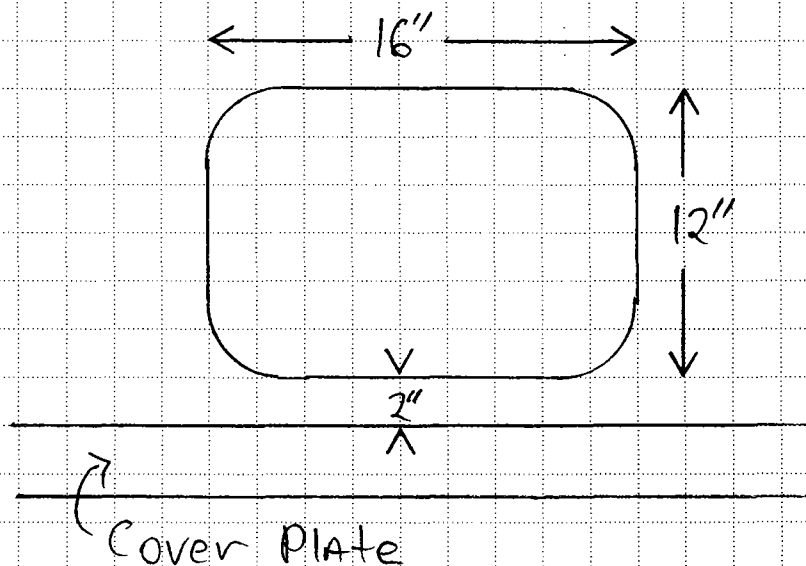
Flaw No. : 467

TANK Section: Extension

Quadrant: A

Vertical Drop: 8

Row: E-2



3" Radius on corners

1/4" Patch Plate ASTM A-36 Steel

12"
SCALE

CLIENT/SUBJECT <u>FISC/AFCEE</u>	W.O. NO. _____
TASK DESCRIPTION <u>Red Hill TANK 16 Repair</u>	TASK NO. <u>176</u>
PREPARED BY <u>DAN D.</u> DEPT _____ DATE <u>2-13-06</u>	APPROVED BY _____ DEPT _____ DATE _____
MATH CHECK BY _____ DEPT _____ DATE _____	
METHOD REV. BY _____ DEPT _____ DATE _____	

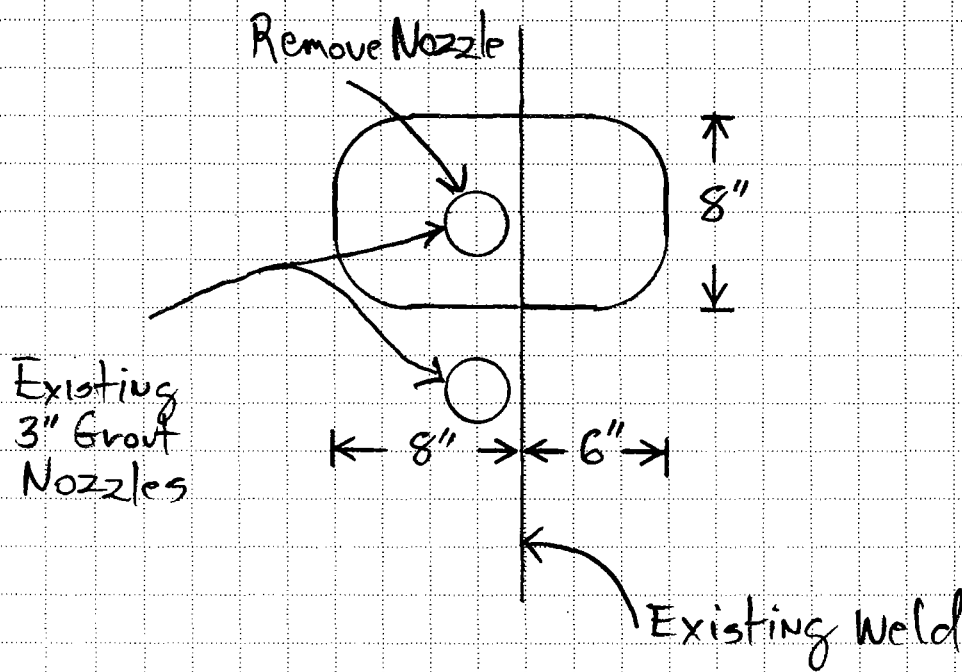
FLAW No.: 473

TANK Section: Extension

Quadrant: D


Vertical Drop: 11

Row: E-3



3" Radius on corners

1/4" Patch Plate ASTM A-36 Steel


 12"
 SCALE

CLIENT/SUBJECT <u>FISC/AFCEE</u>		W.O. NO. _____
TASK DESCRIPTION <u>Red Hill TANK 16 Repair</u>		TASK NO. <u>176</u>
PREPARED BY <u>DAN D.</u>	DEPT _____	DATE <u>2-13-06</u>
MATH CHECK BY _____	DEPT _____	DATE _____
METHOD REV. BY _____	DEPT _____	DATE _____

APPROVED BY

DEPT _____ DATE _____

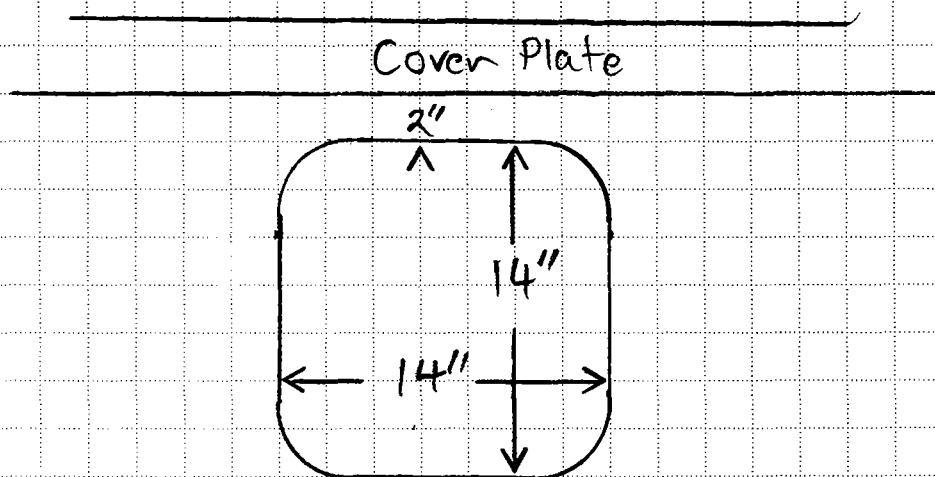
FLAN No.: 478

TANK Section: Extension

Quadrant: D

Vertical Drop: 14

Row: E-2



3" Radius on corners

1/4" Patch Plate ASTM A-36 Steel

12"
Scale

CLIENT/SUBJECT FISC/AFC EE

W.O. NO. _____

TASK DESCRIPTION Red Hill TANK 16 Repairs

TASK NO. 176

PREPARED BY DAN D. DEPT _____ DATE 2-13-04

APPROVED BY _____

MATH CHECK BY _____ DEPT _____ DATE _____

METHOD REV. BY _____ DEPT _____ DATE _____

DEPT _____ DATE _____

FLAW No.: 482

TANK Section: Extension

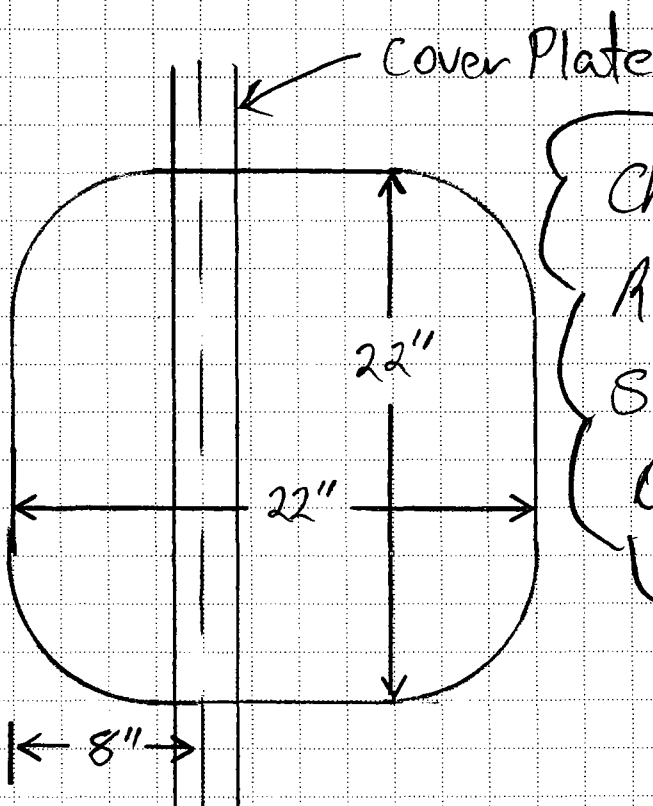
Quadrant: D

Vertical Drop: 16

Row: E-2

Remove cover plate and backing
Repair weld if necessary

Close cover plates with patches or welding



Changed to
Repair on
Sheet 61
OFD 5-3-06

6" Radius on corners

1/4" Patch Plate ASTM A-36 Steel

12"
SCALE

CLIENT/SUBJECT <u>FISC/AFCEE</u>	W.O. NO. _____	
TASK DESCRIPTION <u>Red Hill TANK 16 Repair</u>	TASK NO. <u>176</u>	
PREPARED BY <u>DAN D.</u>	DEPT _____	DATE <u>2-13-06</u>
MATH CHECK BY _____	DEPT _____	DATE _____
METHOD REV. BY _____	DEPT _____	DATE _____

APPROVED BY

DEPT _____ DATE _____

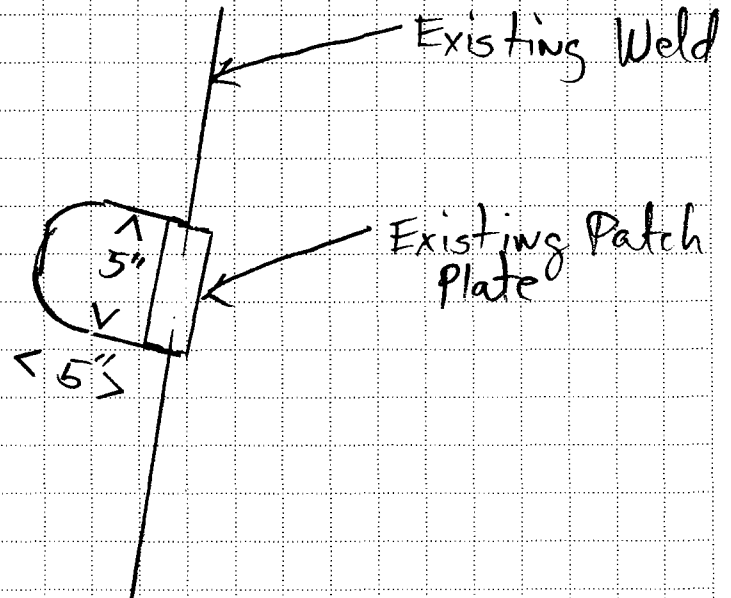
Flaw No.: 486

TANK Section: Extension

Quadrant: D


Vertical Drop: 17

Row: E-2



5" Tombstone shape

1/4" Patch Plate ASTM A-36 Steel



CLIENT/SUBJECT <u>FISC/AFCEE</u>			W.O. NO. _____	
TASK DESCRIPTION <u>Red Hill TANK 16 Repairs</u>			TASK NO. <u>176</u>	
PREPARED BY <u>DAN D.</u>	DEPT _____	DATE <u>2-13-06</u>	<div style="border: 1px solid black; padding: 5px;"> APPROVED BY _____ DEPT _____ DATE _____ </div>	
MATH CHECK BY _____	DEPT _____	DATE _____		
METHOD REV. BY _____	DEPT _____	DATE _____		

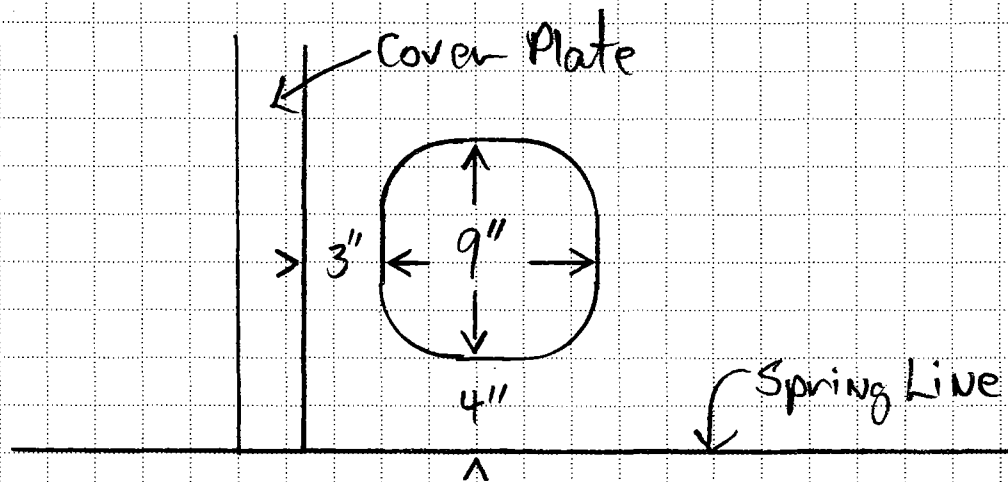
Flaw No.: 487

TANK Section: Upper Dome

QUADRANT: D

PLATE: 69

Course: A



3" Radius on corners

1/4" Patch Plate ASTM A-36 Steel

12"
SCALE

CLIENT/SUBJECT	<u>FISC/AFCEE</u>	W.O. NO.	
TASK DESCRIPTION	<u>Red Hill TANK 16 Repairs</u>	TASK NO.	<u>176</u>
PREPARED BY	<u>DAN D.</u>	DEPT	
		DATE	<u>2-3-06</u>
MATH CHECK BY		DEPT	
		DATE	
METHOD REV. BY		DEPT	
		DATE	

APPROVED BY

DEPT _____ DATE _____

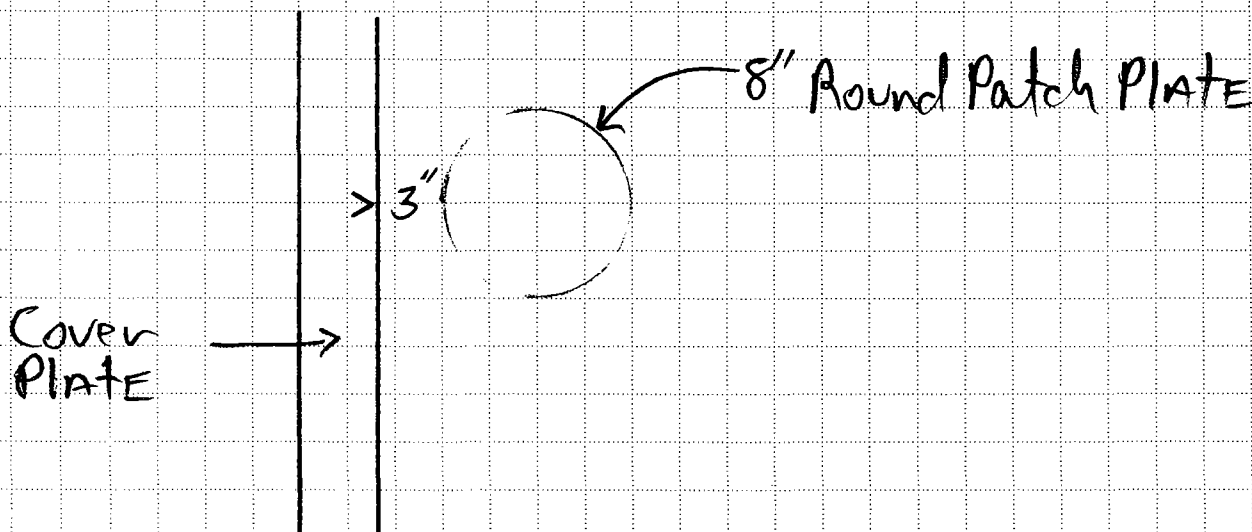
Flaw No.: 491

Tank Section: Upper Dome

Quadrant: D

Plate: 69

Course: A



ASTM A-36 Steel

12"
 SCALE

CLIENT/SUBJECT <u>FISC/AFCEE</u>		W.O. NO. _____
TASK DESCRIPTION <u>Red Hill TANK 16 Repairs</u>		TASK NO. <u>176</u>
PREPARED BY <u>DAN D.</u>	DEPT _____	DATE <u>2-13-06</u>
MATH CHECK BY _____		DEPT _____ DATE _____
METHOD REV. BY _____		DEPT _____ DATE _____

APPROVED BY _____

 DEPT _____ DATE _____

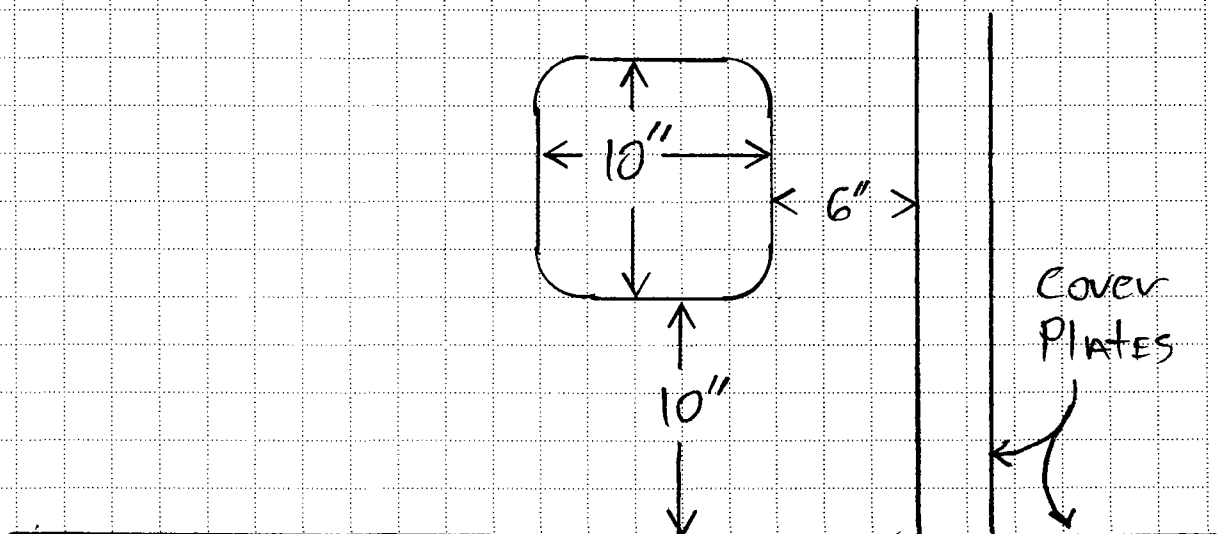
FLAW No.: 492

TANK Section: Upper Dome

Quadrant: C

Plate: 42

Course: B



2" Radius on Corners

1/4" Patch Plate ASTM A-36 Steel

12"
SCALE

CLIENT/SUBJECT FISC/AFCEE W.O. NO. _____

TASK DESCRIPTION Red Hill TANK 16 Repairs TASK NO. 176

PREPARED BY DAN D. DEPT _____ DATE 2-8-06

MATH CHECK BY _____ DEPT _____ DATE _____

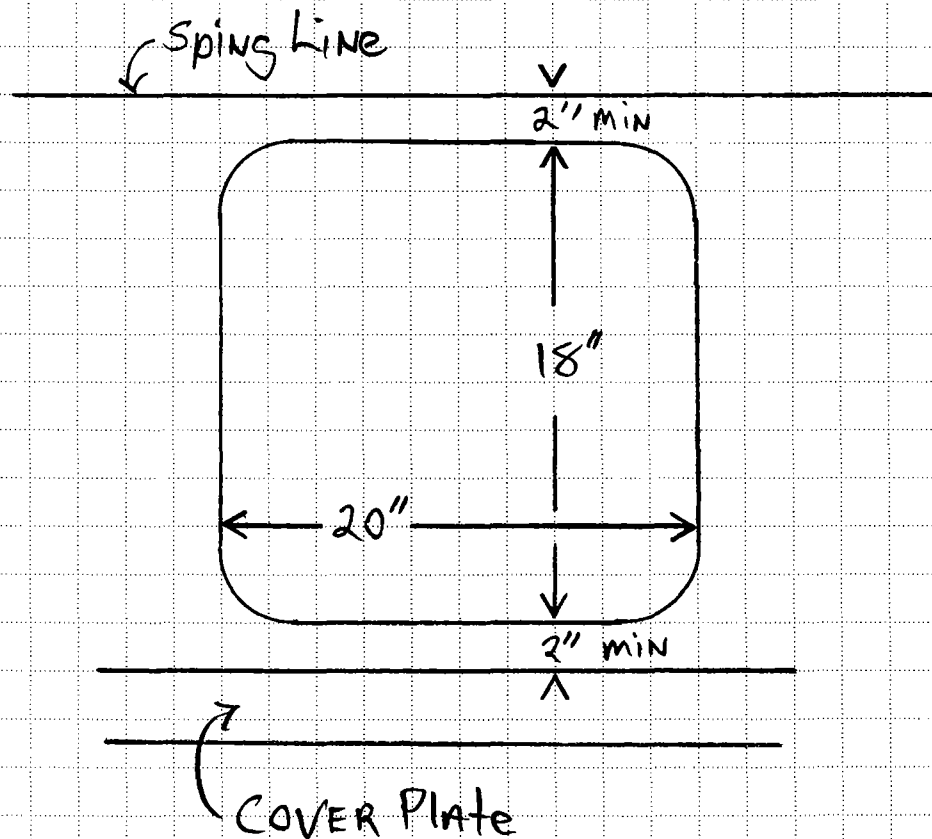
METHOD REV. BY _____ DEPT _____ DATE _____

APPROVED BY	
DEPT _____	DATE _____

FLAW No. : 493

TANK Section: Extension Quadrant: A

Vertical Drop: 6 Row: E-1



3" Radius on corners

1/4" Patch Plate ASTM A-36 Steel

12"
SCALE

CLIENT/SUBJECT <u>FISC/AFCEE</u>	W.O. NO. _____	
TASK DESCRIPTION <u>Red Hill TANK 16 Repairs</u>	TASK NO. <u>176</u>	
PREPARED BY <u>DAN D.</u>	DEPT _____	DATE <u>2-8-06</u>
MATH CHECK BY _____	DEPT _____	DATE _____
METHOD REV. BY _____	DEPT _____	DATE _____

APPROVED BY _____

DEPT _____ DATE _____

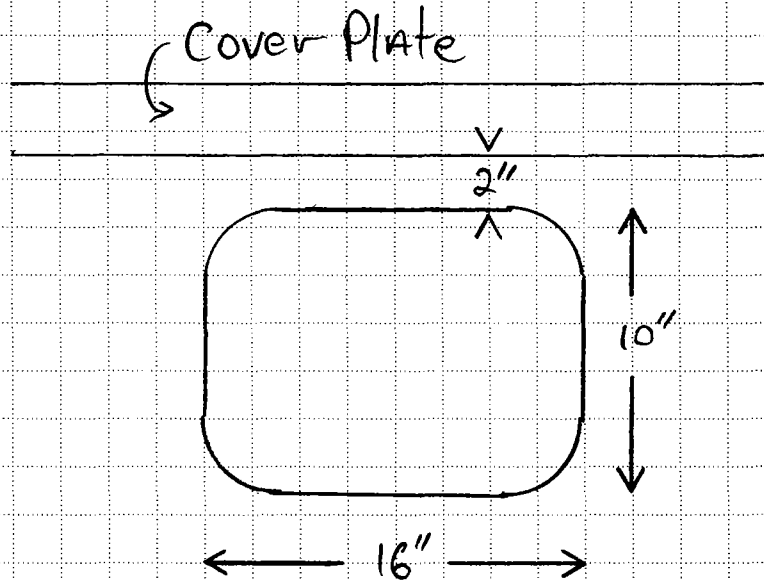
Flaw No.: 496

TANK Section: Extension

Quadrant: A

Vertical Drop: 6

Row: E-2



3" Radius on Corners

1/4" Patch Plate ASTM A-36 Steel

12"
SCALE

CLIENT/SUBJECT FISC/AFCEE

W.O. NO. _____

TASK DESCRIPTION Red Hill TANK 16 Repairs

TASK NO. 176

PREPARED BY DAN D.

DEPT _____

DATE 2-8-06

MATH CHECK BY _____

DEPT _____

DATE _____

METHOD REV. BY _____

DEPT _____

DATE _____

APPROVED BY _____

DEPT _____ DATE _____

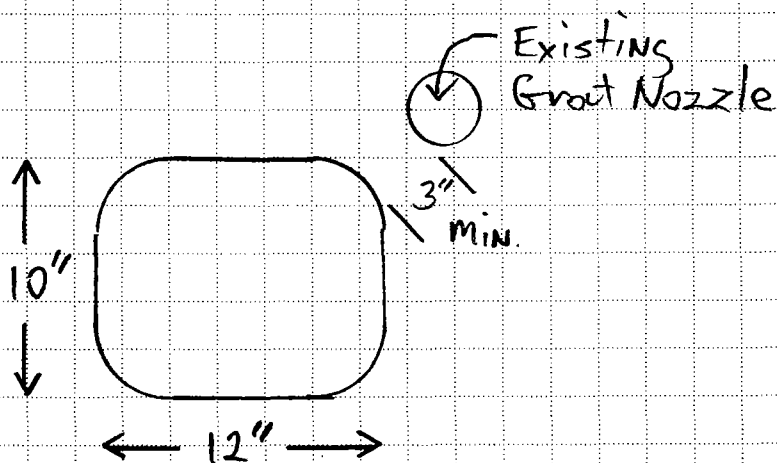
Flaw No.: 499

TANK Section: Extension

Quadrant: A

Vertical Drop: 5

Row: E-3



3" Radius ON corners

1/4" Patch Plate ASTM A-36 Steel

12"
SCALE

CLIENT/SUBJECT FISC/AFC EE W.O. NO. _____

TASK DESCRIPTION Red Hill TANK 16 Repairs TASK NO. _____

PREPARED BY DAN D. DEPT _____ DATE 2-10-06

MATH CHECK BY _____ DEPT _____ DATE _____

METHOD REV. BY _____ DEPT _____ DATE _____

APPROVED BY	
DEPT _____	DATE _____

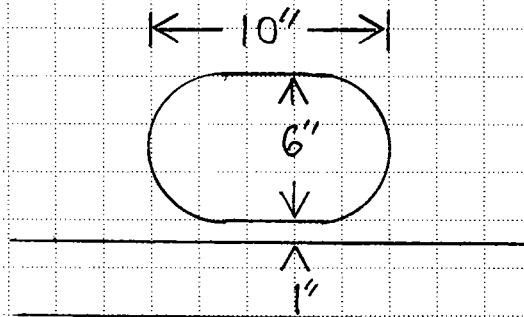
Flaw No : 500

TANK SECTION: Extension

Quadrant: A

Vertical Drop: 4

Row: E-2



3" Radius on corners

1/4" Patch Plate ASTM A-36 Steel

SCALE
12"

CLIENT/SUBJECT FISC/AFCEE W.O. NO. _____

TASK DESCRIPTION Red Hill TANK 16 Repairs TASK NO. 176

PREPARED BY DAN D. DEPT _____ DATE 2-10-06

MATH CHECK BY _____ DEPT _____ DATE _____

METHOD REV. BY _____ DEPT _____ DATE _____

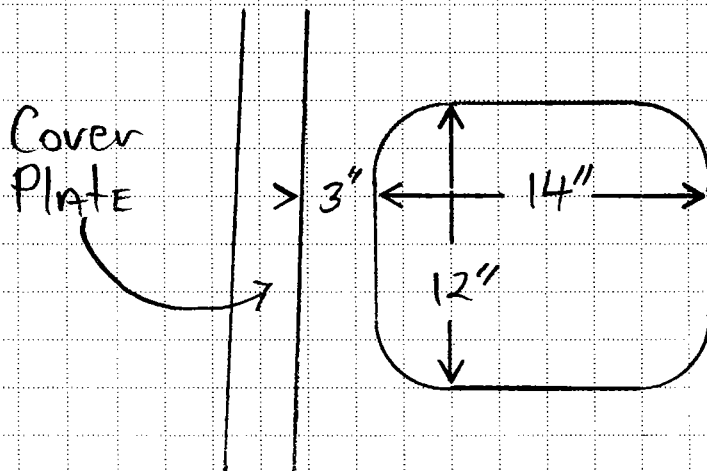
APPROVED BY	

DEPT _____ DATE _____	

Flaw No.: 501

TANK Section: Upper Dome Quadrant: A

Plate: 4 Course: B



3" Radius on Corners

1/4" Patch Plate ASTM A-36 Steel

SCALE

 12"

CLIENT/SUBJECT FISC/AFCEE W.O. NO. _____

TASK DESCRIPTION Red Hill TANK 16 Repair TASK NO. 176

PREPARED BY DAN D. DEPT _____ DATE 2-1-06

MATH CHECK BY _____ DEPT _____ DATE _____

METHOD REV. BY _____ DEPT _____ DATE _____

APPROVED BY	
DEPT _____	DATE _____

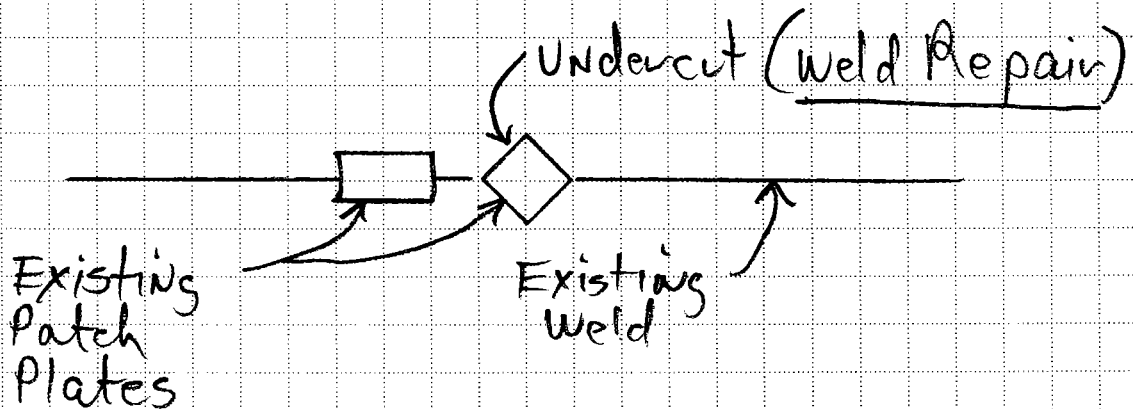
Flaw No.: 529

TANK Section: Barrel

Quadrant: C

Vertical Drop: 7

Row: 12



SCALE
12"

CLIENT/SUBJECT <u>FTSC/AFCEE</u>			W.O. NO. _____
TASK DESCRIPTION <u>Red Hill TANK IG Repair</u>			TASK NO. <u>176</u>
PREPARED BY <u>DAN D.</u>	DEPT _____	DATE <u>2-13-06</u>	
MATH CHECK BY _____	DEPT _____	DATE _____	
METHOD REV. BY _____	DEPT _____	DATE _____	

APPROVED BY _____

DEPT _____ DATE _____

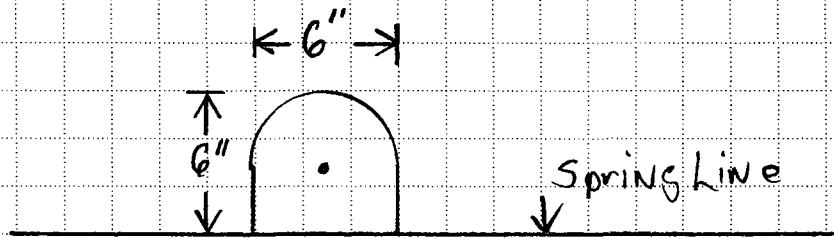
FLAW No.: 530

TANK Section: Upper Dome

Quadrant: C

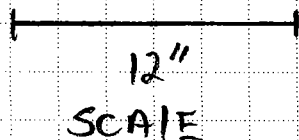
Plate: 47

Course: A



6" Tombstone Shape

1/4" Patch Plate ASTM A-36 Steel

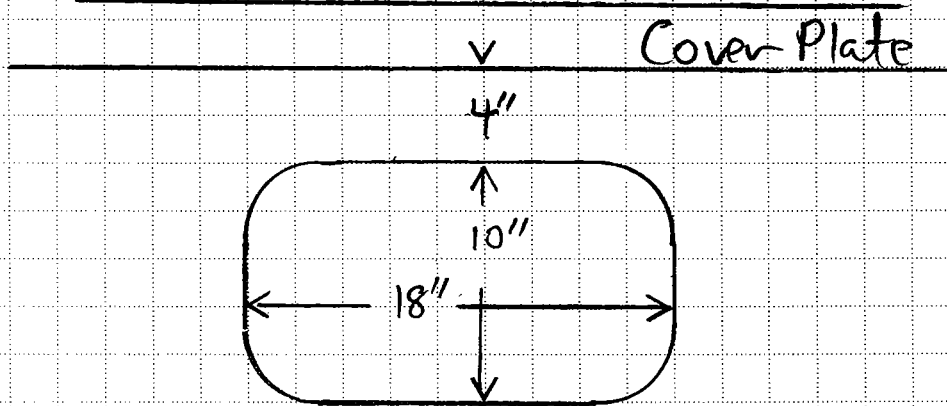


CLIENT/SUBJECT <u>FISC/AFCEE</u>	W.O. NO. _____
TASK DESCRIPTION <u>Red Hill TANK 16 Repair</u>	TASK NO. <u>176</u>
PREPARED BY <u>DAN D.</u> DEPT _____ DATE <u>2-13-06</u>	APPROVED BY _____ DEPT _____ DATE _____
MATH CHECK BY _____ DEPT _____ DATE _____	
METHOD REV. BY _____ DEPT _____ DATE _____	

Flaw No.: 531

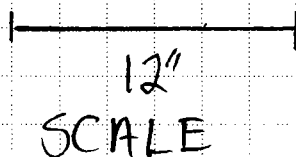
TANK Section: Upper Dome Quadrant: D

Plate: 60 Course: 1A



3" Radius on corners

1/4" Patch Plate ASTM A-36 Steel



CLIENT/SUBJECT FISC / AFCEE W.O. NO. _____

TASK DESCRIPTION Red Hill Tank 16 32" Nozzle TASK NO. 176

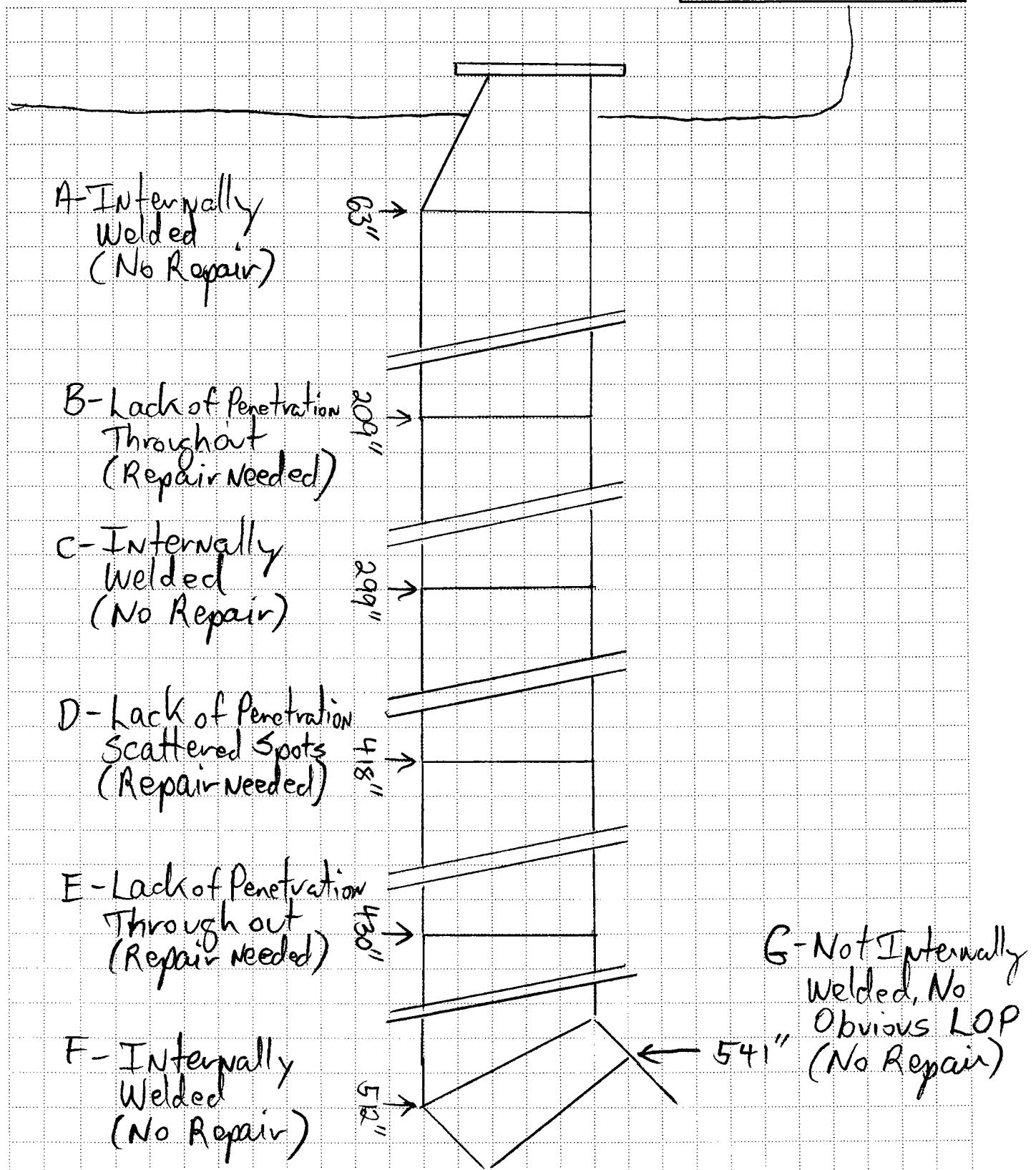
PREPARED BY DAN D. DEPT _____ DATE 2-14-06

MATH CHECK BY _____ DEPT _____ DATE _____

METHOD REV. BY _____ DEPT _____ DATE _____

APPROVED BY _____

DEPT _____ DATE _____



CLIENT/SUBJECT FISC/AFCEE

W.O. NO. _____

TASK DESCRIPTION Red Hill Tank 16 Repair

TASK NO. 176

PREPARED BY DAN D.

DEPT _____

DATE 4-21-06

APPROVED BY _____

MATH CHECK BY _____

DEPT _____

DATE _____

METHOD REV. BY _____

DEPT _____

DATE _____

DEPT _____

DATE _____

Flaw No.: 267 (D+B No. 566)

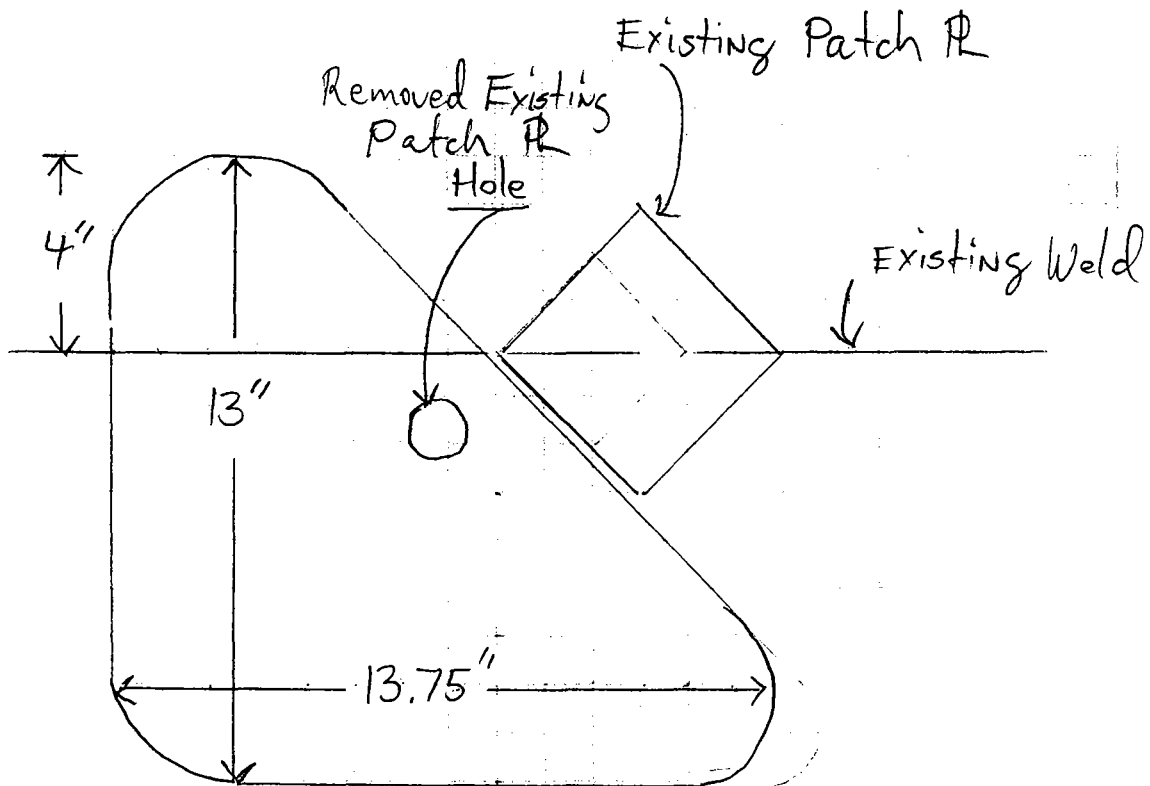
TANK Section: Barrel

Quadrant: D

Vertical Drop: 10

Row: 12 (11)

(Revised from Weld Repair)



2" Radius on corners

1/4" Patch Plate ASTM A-36 Steel

0 Scale 6"

CLIENT/SUBJECT FISC/AFCEE

W.O. NO. _____

TASK DESCRIPTION Red Hill TANK 16 Repair

TASK NO. 176

PREPARED BY DAN D.

DEPT _____

DATE 4-21-06

APPROVED BY _____

MATH CHECK BY _____

DEPT _____

DATE _____

METHOD REV. BY _____

DEPT _____

DATE _____

DEPT _____

DATE _____

Flaw No.: 185 + 186 (D+B Nos. 538 + 539)

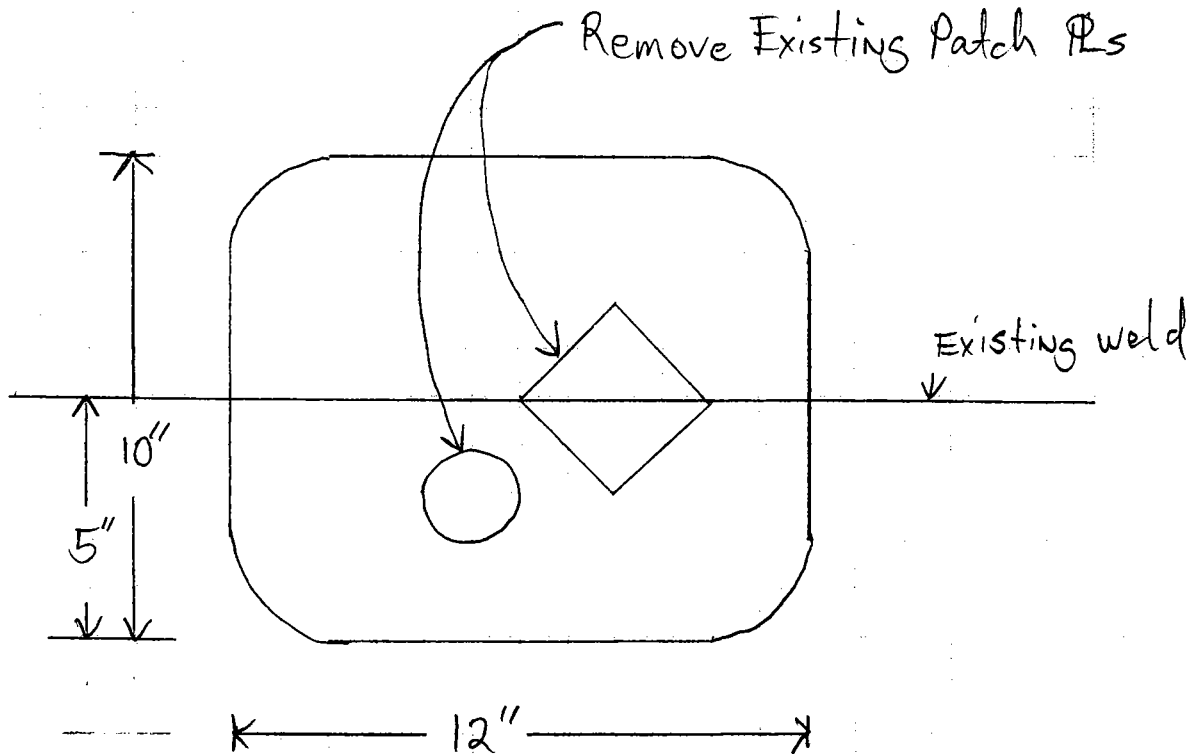
TANK Section: Barrel

Quadrant: C

Vertical Drop: 7

Row: 22

(Revised from Weld Repair)



2" radius on corners

1/4" Patch Plate ASTM A-36 Steel

0 Scale 6"

CLIENT/SUBJECT <u>FISC/AFCEE</u>	W.O. NO. _____
TASK DESCRIPTION <u>Red Hill TANK 16 Repairs</u>	TASK NO. <u>176</u>
PREPARED BY <u>DFD</u>	DEPT _____ DATE <u>5-8-06</u>
MATH CHECK BY _____	DEPT _____ DATE _____
METHOD REV. BY _____	DEPT _____ DATE _____

APPROVED BY

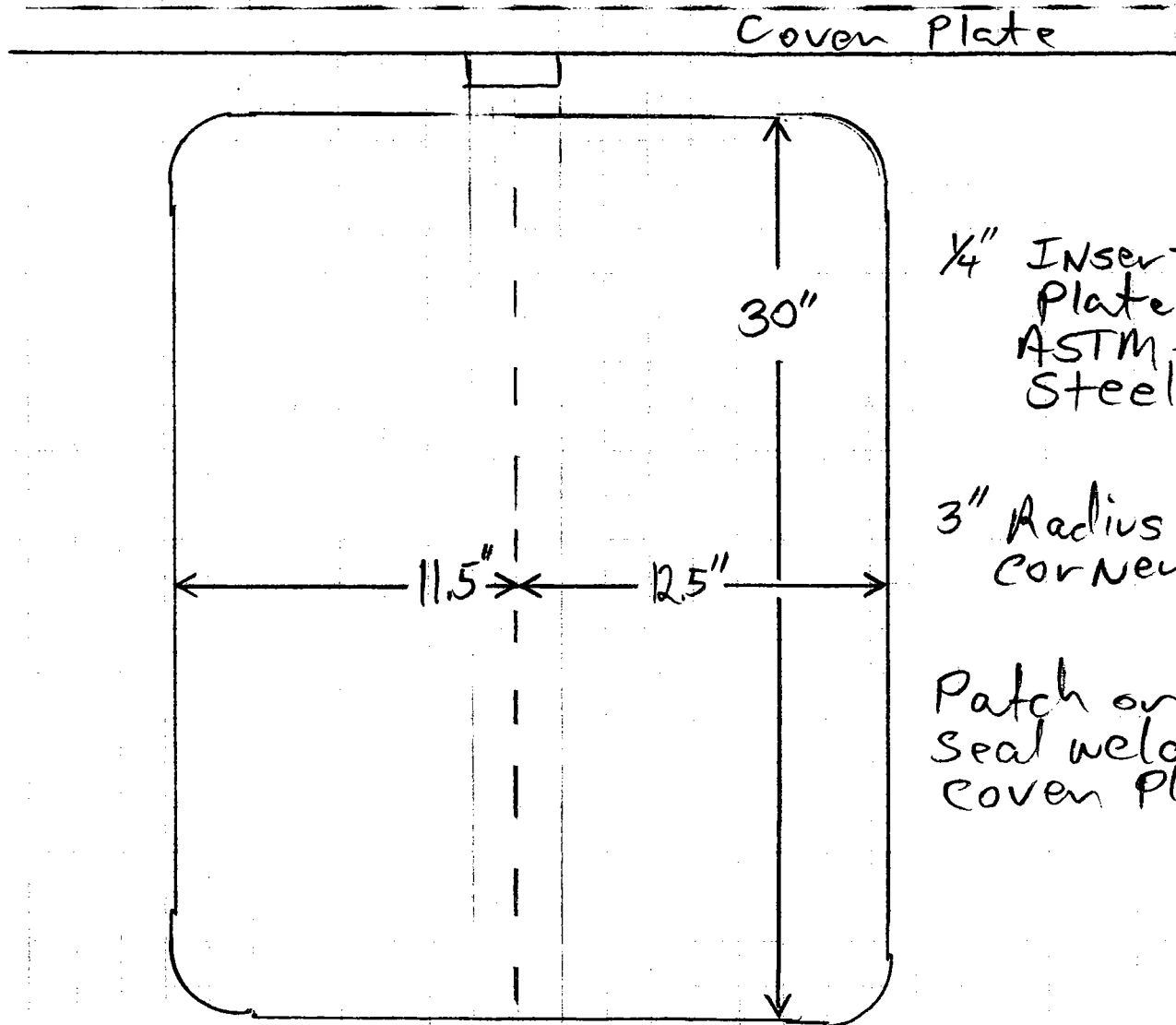
 DEPT _____ DATE _____

FLAW No.: 482

TANK Section: Extension Quadrant: D

Vertical Drop: 17

Row: E-2



1/4" Insert Plate
ASTM-A36
Steel

3" Radius
Corner

Patch on
Seal weld
Cover Plates


APPENDIX E
STRAPPING TABLE

Red Hill, Pearl Harbor, Hawaii

Issue Date: 06/12/06

Capacities given in barrels of 42 U.S. gallons.

Gauge Height: 256'-07 1/2"

Calibration Certificate For		in/in	0 FT
Tank No: 16		0	5.19
		1/16	5.47
Calibration Information		1/8	5.75
		3/16	6.03
Certificate No: 20060612001	Calibration Date: 11/09/05	1/4	6.31
		5/16	6.58
Methods of Calibration: API MPMS 2.2A.		3/8	6.86
		7/16	7.14
Tank Information		1/2	7.42
		9/16	7.70
Gauge Description: Top lip of 30" manway.		5/8	7.98
		11/16	8.26
Chart Information		3/4	8.54
		13/16	8.82
Product: F-76		7/8	9.10
		15/16	9.38
Head Stress Applied at: 47.6° API		1	9.65
		1/16	9.95
Temperature of certification of strapping tape: 68° F		1/8	10.24
		3/16	10.53
Volume Units: Barrels		1/4	10.83
		5/16	11.12
Table Temp: 60° F		3/8	11.41
		7/16	11.71
Signature: 		1/2	12.00
		9/16	12.29
Date: June 12, 2006		5/8	12.58
		11/16	12.88
GAUGE POINT CALIBRATION		3/4	13.17
		13/16	13.46
PO Box 633, Rodeo, CA 94572		7/8	13.76
		15/16	14.05
1-800-205-TANK FAX 1-510-787-9716			

This chart is Certified for Tank: 16 only. No changes are permissible without the written consent of GAUGE POINT CALIBRATION.

Tank No: 16
GAUGE POINT CALIBRATION
1-800-205-TANK

Red Hill, Pearl Harbor, Hawaii

Issue Date: 06/12/06

Capacities given in barrels of 42 U.S. gallons.

Gauge Height: 256'-07 1/2"

in/in	0 FT	in/in	0 FT	in/in	0 FT	in/in	0 FT	in/in	0 FT	in/in	1 FT
2	14.34	4	24.27	6	34.97	8	46.46	10	58.77	0	71.93
1/16	14.65	1/16	24.60	1/16	35.32	1/16	46.84	1/16	59.17	1/16	72.36
1/8	14.95	1/8	24.93	1/8	35.67	1/8	47.21	1/8	59.58	1/8	72.79
3/16	15.26	3/16	25.26	3/16	36.03	3/16	47.59	3/16	59.98	3/16	73.22
1/4	15.56	1/4	25.59	1/4	36.38	1/4	47.97	1/4	60.39	1/4	73.65
5/16	15.86	5/16	25.91	5/16	36.73	5/16	48.35	5/16	60.79	5/16	74.08
3/8	16.17	3/8	26.24	3/8	37.09	3/8	48.73	3/8	61.19	3/8	74.52
7/16	16.47	7/16	26.57	7/16	37.44	7/16	49.11	7/16	61.60	7/16	74.95
1/2	16.78	1/2	26.90	1/2	37.79	1/2	49.48	1/2	62.00	1/2	75.38
9/16	17.08	9/16	27.23	9/16	38.14	9/16	49.86	9/16	62.41	9/16	75.81
5/8	17.39	5/8	27.56	5/8	38.50	5/8	50.24	5/8	62.81	5/8	76.24
11/16	17.69	11/16	27.88	11/16	38.85	11/16	50.62	11/16	63.22	11/16	76.67
3/4	18.00	3/4	28.21	3/4	39.20	3/4	51.00	3/4	63.62	3/4	77.10
13/16	18.30	13/16	28.54	13/16	39.55	13/16	51.37	13/16	64.03	13/16	77.54
7/8	18.61	7/8	28.87	7/8	39.91	7/8	51.75	7/8	64.43	7/8	77.97
15/16	18.91	15/16	29.20	15/16	40.26	15/16	52.13	15/16	64.84	15/16	78.40
3	19.21	5	29.52	7	40.61	9	52.51	11	65.24	1	78.83
1/16	19.53	1/16	29.86	1/16	40.98	1/16	52.90	1/16	65.66	1/16	79.28
1/8	19.85	1/8	30.20	1/8	41.34	1/8	53.29	1/8	66.08	1/8	79.72
3/16	20.16	3/16	30.55	3/16	41.71	3/16	53.68	3/16	66.49	3/16	80.17
1/4	20.48	1/4	30.89	1/4	42.07	1/4	54.07	1/4	66.91	1/4	80.61
5/16	20.80	5/16	31.23	5/16	42.44	5/16	54.46	5/16	67.33	5/16	81.06
3/8	21.11	3/8	31.57	3/8	42.80	3/8	54.86	3/8	67.75	3/8	81.50
7/16	21.43	7/16	31.91	7/16	43.17	7/16	55.25	7/16	68.17	7/16	81.95
1/2	21.74	1/2	32.25	1/2	43.54	1/2	55.64	1/2	68.58	1/2	82.39
9/16	22.06	9/16	32.59	9/16	43.90	9/16	56.03	9/16	69.00	9/16	82.84
5/8	22.38	5/8	32.93	5/8	44.27	5/8	56.42	5/8	69.42	5/8	83.28
11/16	22.69	11/16	33.27	11/16	44.63	11/16	56.81	11/16	69.84	11/16	83.73
3/4	23.01	3/4	33.61	3/4	45.00	3/4	57.20	3/4	70.26	3/4	84.18
13/16	23.32	13/16	33.95	13/16	45.36	13/16	57.59	13/16	70.67	13/16	84.62
7/8	23.64	7/8	34.29	7/8	45.73	7/8	57.99	7/8	71.09	7/8	85.07
15/16	23.96	15/16	34.63	15/16	46.09	15/16	58.38	15/16	71.51	15/16	85.51

This chart is Certified for Tank: 16 only. No changes are permissible without the written consent of GAUGE POINT CALIBRATION.

For calibration specification information, see certificate on page 1.

Tank No: 16
GAUGE POINT CALIBRATION
1-800-205-TANK

Red Hill, Pearl Harbor, Hawaii

Issue Date: 06/12/06

Capacities given in barrels of 42 U.S. gallons.

Gauge Height: 256'-07 1/2"

in/in	1 FT	in/in	1 FT	in/in	1 FT	in/in	1 FT	in/in	1 FT	in/in	2 FT
2	85.96	4	100.86	6	116.66	8	133.50	10	151.34	0	170.19
1/16	86.42	1/16	101.35	1/16	117.18	1/16	134.05	1/16	151.92	1/16	170.80
1/8	86.88	1/8	101.83	1/8	117.70	1/8	134.60	1/8	152.50	1/8	171.42
3/16	87.34	3/16	102.32	3/16	118.22	3/16	135.15	3/16	153.08	3/16	172.03
1/4	87.80	1/4	102.81	1/4	118.74	1/4	135.70	1/4	153.66	1/4	172.64
5/16	88.26	5/16	103.29	5/16	119.25	5/16	136.25	5/16	154.24	5/16	173.26
3/8	88.72	3/8	103.78	3/8	119.77	3/8	136.80	3/8	154.82	3/8	173.87
7/16	89.18	7/16	104.27	7/16	120.29	7/16	137.35	7/16	155.40	7/16	174.48
1/2	89.64	1/2	104.75	1/2	120.81	1/2	137.90	1/2	155.98	1/2	175.10
9/16	90.09	9/16	105.24	9/16	121.33	9/16	138.45	9/16	156.57	9/16	175.71
5/8	90.55	5/8	105.72	5/8	121.85	5/8	139.00	5/8	157.15	5/8	176.32
11/16	91.01	11/16	106.21	11/16	122.37	11/16	139.55	11/16	157.73	11/16	176.94
3/4	91.47	3/4	106.70	3/4	122.88	3/4	140.10	3/4	158.31	3/4	177.55
13/16	91.93	13/16	107.18	13/16	123.40	13/16	140.64	13/16	158.89	13/16	178.16
7/8	92.39	7/8	107.67	7/8	123.92	7/8	141.19	7/8	159.47	7/8	178.78
15/16	92.85	15/16	108.16	15/16	124.44	15/16	141.74	15/16	160.05	15/16	179.39
3	93.31	5	108.64	7	124.96	9	142.29	11	160.63	1	180.00
1/16	93.79	1/16	109.14	1/16	125.49	1/16	142.86	1/16	161.23	1/16	180.63
1/8	94.26	1/8	109.64	1/8	126.03	1/8	143.42	1/8	161.83	1/8	181.26
3/16	94.73	3/16	110.15	3/16	126.56	3/16	143.99	3/16	162.42	3/16	181.89
1/4	95.20	1/4	110.65	1/4	127.10	1/4	144.55	1/4	163.02	1/4	182.52
5/16	95.67	5/16	111.15	5/16	127.63	5/16	145.12	5/16	163.62	5/16	183.15
3/8	96.14	3/8	111.65	3/8	128.16	3/8	145.68	3/8	164.22	3/8	183.78
7/16	96.62	7/16	112.15	7/16	128.70	7/16	146.25	7/16	164.81	7/16	184.41
1/2	97.09	1/2	112.65	1/2	129.23	1/2	146.81	1/2	165.41	1/2	185.04
9/16	97.56	9/16	113.15	9/16	129.76	9/16	147.38	9/16	166.01	9/16	185.68
5/8	98.03	5/8	113.65	5/8	130.30	5/8	147.94	5/8	166.60	5/8	186.31
11/16	98.50	11/16	114.15	11/16	130.83	11/16	148.51	11/16	167.20	11/16	186.94
3/4	98.97	3/4	114.66	3/4	131.37	3/4	149.07	3/4	167.80	3/4	187.57
13/16	99.45	13/16	115.16	13/16	131.90	13/16	149.64	13/16	168.40	13/16	188.20
7/8	99.92	7/8	115.66	7/8	132.43	7/8	150.21	7/8	168.99	7/8	188.83
15/16	100.39	15/16	116.16	15/16	132.97	15/16	150.77	15/16	169.59	15/16	189.46

This chart is Certified for Tank: 16 only. No changes are permissible without the written consent of GAUGE POINT CALIBRATION.

For calibration specification information, see certificate on page 1.

Tank No: 16
GAUGE POINT CALIBRATION
1-800-205-TANK

Red Hill, Pearl Harbor, Hawaii

Issue Date: 06/12/06

Capacities given in barrels of 42 U.S. gallons.

Gauge Height: 256'-07 1/2"

in/in	2 FT	in/in	2 FT	in/in	2 FT	in/in	2 FT	in/in	2 FT	in/in	3 FT
2	190.09	4	211.06	6	233.15	8	256.36	10	280.72	0	306.25
1/16	190.73	1/16	211.74	1/16	233.86	1/16	257.11	1/16	281.51	1/16	307.08
1/8	191.38	1/8	212.43	1/8	234.58	1/8	257.86	1/8	282.30	1/8	307.90
3/16	192.03	3/16	213.11	3/16	235.29	3/16	258.62	3/16	283.09	3/16	308.73
1/4	192.67	1/4	213.79	1/4	236.01	1/4	259.37	1/4	283.88	1/4	309.55
5/16	193.32	5/16	214.47	5/16	236.73	5/16	260.12	5/16	284.67	5/16	310.38
3/8	193.97	3/8	215.15	3/8	237.44	3/8	260.87	3/8	285.46	3/8	311.21
7/16	194.62	7/16	215.83	7/16	238.16	7/16	261.63	7/16	286.24	7/16	312.03
1/2	195.26	1/2	216.51	1/2	238.88	1/2	262.38	1/2	287.03	1/2	312.86
9/16	195.91	9/16	217.20	9/16	239.59	9/16	263.13	9/16	287.82	9/16	313.68
5/8	196.56	5/8	217.88	5/8	240.31	5/8	263.89	5/8	288.61	5/8	314.51
11/16	197.20	11/16	218.56	11/16	241.03	11/16	264.64	11/16	289.40	11/16	315.33
3/4	197.85	3/4	219.24	3/4	241.74	3/4	265.39	3/4	290.19	3/4	316.16
13/16	198.50	13/16	219.92	13/16	242.46	13/16	266.14	13/16	290.97	13/16	316.98
7/8	199.14	7/8	220.60	7/8	243.18	7/8	266.90	7/8	291.76	7/8	317.81
15/16	199.79	15/16	221.28	15/16	243.89	15/16	267.65	15/16	292.55	15/16	318.63
3	200.44	5	221.96	7	244.61	9	268.40	11	293.34	1	319.46
1/16	201.10	1/16	222.66	1/16	245.34	1/16	269.17	1/16	294.15	1/16	320.30
1/8	201.77	1/8	223.36	1/8	246.08	1/8	269.94	1/8	294.95	1/8	321.15
3/16	202.43	3/16	224.06	3/16	246.81	3/16	270.71	3/16	295.76	3/16	321.99
1/4	203.09	1/4	224.76	1/4	247.55	1/4	271.48	1/4	296.57	1/4	322.84
5/16	203.76	5/16	225.46	5/16	248.28	5/16	272.25	5/16	297.38	5/16	323.68
3/8	204.42	3/8	226.16	3/8	249.02	3/8	273.02	3/8	298.18	3/8	324.52
7/16	205.09	7/16	226.86	7/16	249.75	7/16	273.79	7/16	298.99	7/16	325.37
1/2	205.75	1/2	227.55	1/2	250.48	1/2	274.56	1/2	299.80	1/2	326.21
9/16	206.42	9/16	228.25	9/16	251.22	9/16	275.33	9/16	300.60	9/16	327.06
5/8	207.08	5/8	228.95	5/8	251.95	5/8	276.10	5/8	301.41	5/8	327.90
11/16	207.74	11/16	229.65	11/16	252.69	11/16	276.87	11/16	302.22	11/16	328.75
3/4	208.41	3/4	230.35	3/4	253.42	3/4	277.64	3/4	303.02	3/4	329.59
13/16	209.07	13/16	231.05	13/16	254.16	13/16	278.41	13/16	303.83	13/16	330.43
7/8	209.74	7/8	231.75	7/8	254.89	7/8	279.18	7/8	304.64	7/8	331.28
15/16	210.40	15/16	232.45	15/16	255.63	15/16	279.95	15/16	305.44	15/16	332.12

This chart is Certified for Tank: 16 only. No changes are permissible without the written consent of GAUGE POINT CALIBRATION.

For calibration specification information, see certificate on page 1.

Tank No: 16
GAUGE POINT CALIBRATION
1-800-205-TANK

Red Hill, Pearl Harbor, Hawaii

Issue Date: 06/12/06

Capacities given in barrels of 42 U.S. gallons.

Gauge Height: 256'-07 1/2"

in/in	3 FT	in/in	3 FT	in/in	3 FT	in/in	3 FT	in/in	3 FT	in/in	4 FT
2	332.97	4	360.89	6	390.06	8	420.56	10	452.44	0	485.71
1/16	333.83	1/16	361.79	1/16	391.00	1/16	421.55	1/16	453.47	1/16	486.78
1/8	334.69	1/8	362.69	1/8	391.94	1/8	422.53	1/8	454.50	1/8	487.85
3/16	335.55	3/16	363.59	3/16	392.89	3/16	423.52	3/16	455.52	3/16	488.93
1/4	336.42	1/4	364.49	1/4	393.83	1/4	424.50	1/4	456.55	1/4	490.00
5/16	337.28	5/16	365.39	5/16	394.77	5/16	425.49	5/16	457.58	5/16	491.07
3/8	338.14	3/8	366.30	3/8	395.71	3/8	426.47	3/8	458.61	3/8	492.15
7/16	339.01	7/16	367.20	7/16	396.66	7/16	427.46	7/16	459.64	7/16	493.22
1/2	339.87	1/2	368.10	1/2	397.60	1/2	428.44	1/2	460.67	1/2	494.29
9/16	340.73	9/16	369.00	9/16	398.54	9/16	429.43	9/16	461.70	9/16	495.36
5/8	341.60	5/8	369.90	5/8	399.48	5/8	430.42	5/8	462.72	5/8	496.44
11/16	342.46	11/16	370.80	11/16	400.43	11/16	431.40	11/16	463.75	11/16	497.51
3/4	343.32	3/4	371.70	3/4	401.37	3/4	432.39	3/4	464.78	3/4	498.58
13/16	344.19	13/16	372.61	13/16	402.31	13/16	433.37	13/16	465.81	13/16	499.65
7/8	345.05	7/8	373.51	7/8	403.25	7/8	434.36	7/8	466.84	7/8	500.73
15/16	345.91	15/16	374.41	15/16	404.20	15/16	435.34	15/16	467.87	15/16	501.80
3	346.77	5	375.31	7	405.14	9	436.33	11	468.90	1	502.87
1/16	347.66	1/16	376.23	1/16	406.10	1/16	437.33	1/16	469.95	1/16	503.97
1/8	348.54	1/8	377.15	1/8	407.07	1/8	438.34	1/8	471.00	1/8	505.06
3/16	349.42	3/16	378.08	3/16	408.03	3/16	439.35	3/16	472.05	3/16	506.16
1/4	350.30	1/4	379.00	1/4	409.00	1/4	440.35	1/4	473.10	1/4	507.25
5/16	351.18	5/16	379.92	5/16	409.96	5/16	441.36	5/16	474.15	5/16	508.35
3/8	352.07	3/8	380.84	3/8	410.92	3/8	442.37	3/8	475.20	3/8	509.44
7/16	352.95	7/16	381.76	7/16	411.89	7/16	443.38	7/16	476.25	7/16	510.54
1/2	353.83	1/2	382.68	1/2	412.85	1/2	444.38	1/2	477.30	1/2	511.63
9/16	354.71	9/16	383.61	9/16	413.82	9/16	445.39	9/16	478.35	9/16	512.73
5/8	355.59	5/8	384.53	5/8	414.78	5/8	446.40	5/8	479.40	5/8	513.82
11/16	356.48	11/16	385.45	11/16	415.74	11/16	447.40	11/16	480.46	11/16	514.92
3/4	357.36	3/4	386.37	3/4	416.71	3/4	448.41	3/4	481.51	3/4	516.01
13/16	358.24	13/16	387.29	13/16	417.67	13/16	449.42	13/16	482.56	13/16	517.11
7/8	359.12	7/8	388.21	7/8	418.63	7/8	450.42	7/8	483.61	7/8	518.20
15/16	360.00	15/16	389.14	15/16	419.60	15/16	451.43	15/16	484.66	15/16	519.30

This chart is Certified for Tank: 16 only. No changes are permissible without the written consent of GAUGE POINT CALIBRATION.

For calibration specification information, see certificate on page 1.

Tank No: 16
GAUGE POINT CALIBRATION
1-800-205-TANK

Red Hill, Pearl Harbor, Hawaii

Issue Date: 06/12/06

Capacities given in barrels of 42 U.S. gallons.

Gauge Height: 256'-07 1/2"

in/in	4 FT	in/in	4 FT	in/in	4 FT	in/in	4 FT	in/in	4 FT	in/in	5 FT
2	520.39	4	556.50	6	594.06	8	633.08	10	673.61	0	715.67
1/16	521.51	1/16	557.67	1/16	595.26	1/16	634.34	1/16	674.91	1/16	717.02
1/8	522.63	1/8	558.83	1/8	596.47	1/8	635.59	1/8	676.21	1/8	718.37
3/16	523.75	3/16	559.99	3/16	597.68	3/16	636.85	3/16	677.52	3/16	719.72
1/4	524.86	1/4	561.15	1/4	598.89	1/4	638.10	1/4	678.82	1/4	721.07
5/16	525.98	5/16	562.31	5/16	600.10	5/16	639.36	5/16	680.12	5/16	722.42
3/8	527.10	3/8	563.48	3/8	601.30	3/8	640.61	3/8	681.42	3/8	723.77
7/16	528.22	7/16	564.64	7/16	602.51	7/16	641.87	7/16	682.73	7/16	725.12
1/2	529.33	1/2	565.80	1/2	603.72	1/2	643.12	1/2	684.03	1/2	726.47
9/16	530.45	9/16	566.96	9/16	604.93	9/16	644.37	9/16	685.33	9/16	727.82
5/8	531.57	5/8	568.12	5/8	606.14	5/8	645.63	5/8	686.63	5/8	729.17
11/16	532.68	11/16	569.29	11/16	607.34	11/16	646.88	11/16	687.93	11/16	730.52
3/4	533.80	3/4	570.45	3/4	608.55	3/4	648.14	3/4	689.24	3/4	731.87
13/16	534.92	13/16	571.61	13/16	609.76	13/16	649.39	13/16	690.54	13/16	733.23
7/8	536.04	7/8	572.77	7/8	610.97	7/8	650.65	7/8	691.84	7/8	734.58
15/16	537.15	15/16	573.94	15/16	612.18	15/16	651.90	15/16	693.14	15/16	735.93
3	538.27	5	575.10	7	613.38	9	653.16	11	694.45	1	737.28
1/16	539.41	1/16	576.28	1/16	614.61	1/16	654.44	1/16	695.77	1/16	738.65
1/8	540.55	1/8	577.47	1/8	615.85	1/8	655.71	1/8	697.10	1/8	740.03
3/16	541.69	3/16	578.65	3/16	617.08	3/16	656.99	3/16	698.42	3/16	741.40
1/4	542.83	1/4	579.84	1/4	618.31	1/4	658.27	1/4	699.75	1/4	742.78
5/16	543.97	5/16	581.02	5/16	619.54	5/16	659.55	5/16	701.08	5/16	744.15
3/8	545.11	3/8	582.21	3/8	620.77	3/8	660.83	3/8	702.40	3/8	745.53
7/16	546.25	7/16	583.39	7/16	622.00	7/16	662.10	7/16	703.73	7/16	746.90
1/2	547.39	1/2	584.58	1/2	623.23	1/2	663.38	1/2	705.06	1/2	748.28
9/16	548.53	9/16	585.76	9/16	624.46	9/16	664.66	9/16	706.38	9/16	749.65
5/8	549.67	5/8	586.95	5/8	625.70	5/8	665.94	5/8	707.71	5/8	751.03
11/16	550.81	11/16	588.13	11/16	626.93	11/16	667.22	11/16	709.03	11/16	752.40
3/4	551.95	3/4	589.32	3/4	628.16	3/4	668.50	3/4	710.36	3/4	753.78
13/16	553.08	13/16	590.50	13/16	629.39	13/16	669.77	13/16	711.69	13/16	755.16
7/8	554.22	7/8	591.69	7/8	630.62	7/8	671.05	7/8	713.01	7/8	756.53
15/16	555.36	15/16	592.87	15/16	631.85	15/16	672.33	15/16	714.34	15/16	757.91

This chart is Certified for Tank: 16 only. No changes are permissible without the written consent of GAUGE POINT CALIBRATION.

For calibration specification information, see certificate on page 1.

Tank No: 16
GAUGE POINT CALIBRATION
1-800-205-TANK

Red Hill, Pearl Harbor, Hawaii

Issue Date: 06/12/06

Capacities given in barrels of 42 U.S. gallons.

Gauge Height: 256'-07 1/2"

in/in	5 FT	in/in	5 FT	in/in	5 FT	in/in	5 FT	in/in	5 FT	in/in	6 FT
2	759.28	4	804.48	6	851.30	8	899.75	10	949.88	0	1,001.71
1/16	760.68	1/16	805.93	1/16	852.80	1/16	901.31	1/16	951.49	1/16	1,003.37
1/8	762.08	1/8	807.38	1/8	854.30	1/8	902.86	1/8	953.10	1/8	1,005.03
3/16	763.48	3/16	808.83	3/16	855.80	3/16	904.41	3/16	954.70	3/16	1,006.69
1/4	764.88	1/4	810.28	1/4	857.30	1/4	905.97	1/4	956.31	1/4	1,008.35
5/16	766.28	5/16	811.73	5/16	858.80	5/16	907.52	5/16	957.91	5/16	1,010.01
3/8	767.68	3/8	813.18	3/8	860.31	3/8	909.07	3/8	959.52	3/8	1,011.67
7/16	769.08	7/16	814.63	7/16	861.81	7/16	910.63	7/16	961.13	7/16	1,013.33
1/2	770.48	1/2	816.08	1/2	863.31	1/2	912.18	1/2	962.73	1/2	1,014.99
9/16	771.88	9/16	817.53	9/16	864.81	9/16	913.74	9/16	964.34	9/16	1,016.65
5/8	773.28	5/8	818.98	5/8	866.31	5/8	915.29	5/8	965.95	5/8	1,018.31
11/16	774.68	11/16	820.43	11/16	867.81	11/16	916.84	11/16	967.55	11/16	1,019.97
3/4	776.08	3/4	821.88	3/4	869.31	3/4	918.40	3/4	969.16	3/4	1,021.63
13/16	777.48	13/16	823.34	13/16	870.81	13/16	919.95	13/16	970.76	13/16	1,023.29
7/8	778.88	7/8	824.79	7/8	872.32	7/8	921.50	7/8	972.37	7/8	1,024.95
15/16	780.28	15/16	826.24	15/16	873.82	15/16	923.06	15/16	973.98	15/16	1,026.61
3	781.68	5	827.69	7	875.32	9	924.61	11	975.58	1	1,028.27
1/16	783.11	1/16	829.16	1/16	876.85	1/16	926.19	1/16	977.22	1/16	1,029.96
1/8	784.53	1/8	830.64	1/8	878.37	1/8	927.77	1/8	978.85	1/8	1,031.65
3/16	785.96	3/16	832.11	3/16	879.90	3/16	929.35	3/16	980.48	3/16	1,033.33
1/4	787.38	1/4	833.59	1/4	881.43	1/4	930.93	1/4	982.12	1/4	1,035.02
5/16	788.81	5/16	835.06	5/16	882.95	5/16	932.51	5/16	983.75	5/16	1,036.71
3/8	790.23	3/8	836.54	3/8	884.48	3/8	934.09	3/8	985.38	3/8	1,038.40
7/16	791.66	7/16	838.02	7/16	886.01	7/16	935.67	7/16	987.01	7/16	1,040.08
1/2	793.08	1/2	839.49	1/2	887.54	1/2	937.25	1/2	988.65	1/2	1,041.77
9/16	794.51	9/16	840.97	9/16	889.06	9/16	938.83	9/16	990.28	9/16	1,043.46
5/8	795.93	5/8	842.44	5/8	890.59	5/8	940.41	5/8	991.91	5/8	1,045.14
11/16	797.36	11/16	843.92	11/16	892.12	11/16	941.99	11/16	993.55	11/16	1,046.83
3/4	798.78	3/4	845.39	3/4	893.65	3/4	943.56	3/4	995.18	3/4	1,048.52
13/16	800.21	13/16	846.87	13/16	895.17	13/16	945.14	13/16	996.81	13/16	1,050.21
7/8	801.63	7/8	848.35	7/8	896.70	7/8	946.72	7/8	998.45	7/8	1,051.89
15/16	803.06	15/16	849.82	15/16	898.23	15/16	948.30	15/16	1,000.08	15/16	1,053.58

This chart is Certified for Tank: 16 only. No changes are permissible without the written consent of GAUGE POINT CALIBRATION.

For calibration specification information, see certificate on page 1.

Tank No: 16
GAUGE POINT CALIBRATION
1-800-205-TANK

Red Hill, Pearl Harbor, Hawaii

Issue Date: 06/12/06

Capacities given in barrels of 42 U.S. gallons.

Gauge Height: 256'-07 1/2"

in/in	6 FT	in/in	6 FT	in/in	6 FT	in/in	6 FT	in/in	6 FT	in/in	7 FT
2	1,055.27	4	1,110.58	6	1,167.68	8	1,226.59	10	1,287.34	0	1,349.96
1/16	1,056.98	1/16	1,112.35	1/16	1,169.50	1/16	1,228.47	1/16	1,289.28	1/16	1,351.96
1/8	1,058.70	1/8	1,114.12	1/8	1,171.33	1/8	1,230.35	1/8	1,291.22	1/8	1,353.96
3/16	1,060.41	3/16	1,115.89	3/16	1,173.16	3/16	1,232.24	3/16	1,293.16	3/16	1,355.96
1/4	1,062.13	1/4	1,117.66	1/4	1,174.98	1/4	1,234.12	1/4	1,295.11	1/4	1,357.96
5/16	1,063.84	5/16	1,119.43	5/16	1,176.81	5/16	1,236.01	5/16	1,297.05	5/16	1,359.96
3/8	1,065.56	3/8	1,121.20	3/8	1,178.64	3/8	1,237.89	3/8	1,298.99	3/8	1,361.96
7/16	1,067.27	7/16	1,122.97	7/16	1,180.46	7/16	1,239.77	7/16	1,300.93	7/16	1,363.97
1/2	1,068.99	1/2	1,124.74	1/2	1,182.29	1/2	1,241.66	1/2	1,302.87	1/2	1,365.97
9/16	1,070.70	9/16	1,126.51	9/16	1,184.12	9/16	1,243.54	9/16	1,304.82	9/16	1,367.97
5/8	1,072.41	5/8	1,128.28	5/8	1,185.94	5/8	1,245.43	5/8	1,306.76	5/8	1,369.97
11/16	1,074.13	11/16	1,130.05	11/16	1,187.77	11/16	1,247.31	11/16	1,308.70	11/16	1,371.97
3/4	1,075.84	3/4	1,131.82	3/4	1,189.60	3/4	1,249.19	3/4	1,310.64	3/4	1,373.97
13/16	1,077.56	13/16	1,133.59	13/16	1,191.42	13/16	1,251.08	13/16	1,312.58	13/16	1,375.97
7/8	1,079.27	7/8	1,135.36	7/8	1,193.25	7/8	1,252.96	7/8	1,314.53	7/8	1,377.97
15/16	1,080.99	15/16	1,137.13	15/16	1,195.08	15/16	1,254.85	15/16	1,316.47	15/16	1,379.97
3	1,082.70	5	1,138.90	7	1,196.90	9	1,256.73	11	1,318.41	1	1,381.98
1/16	1,084.45	1/16	1,140.70	1/16	1,198.76	1/16	1,258.64	1/16	1,320.38	1/16	1,384.01
1/8	1,086.19	1/8	1,142.50	1/8	1,200.61	1/8	1,260.56	1/8	1,322.35	1/8	1,386.04
3/16	1,087.93	3/16	1,144.30	3/16	1,202.47	3/16	1,262.47	3/16	1,324.33	3/16	1,388.07
1/4	1,089.67	1/4	1,146.10	1/4	1,204.32	1/4	1,264.38	1/4	1,326.30	1/4	1,390.10
5/16	1,091.41	5/16	1,147.90	5/16	1,206.18	5/16	1,266.29	5/16	1,328.27	5/16	1,392.13
3/8	1,093.16	3/8	1,149.69	3/8	1,208.03	3/8	1,268.21	3/8	1,330.24	3/8	1,394.16
7/16	1,094.90	7/16	1,151.49	7/16	1,209.89	7/16	1,270.12	7/16	1,332.21	7/16	1,396.19
1/2	1,096.64	1/2	1,153.29	1/2	1,211.74	1/2	1,272.03	1/2	1,334.18	1/2	1,398.23
9/16	1,098.38	9/16	1,155.09	9/16	1,213.60	9/16	1,273.95	9/16	1,336.16	9/16	1,400.26
5/8	1,100.13	5/8	1,156.89	5/8	1,215.46	5/8	1,275.86	5/8	1,338.13	5/8	1,402.29
11/16	1,101.87	11/16	1,158.69	11/16	1,217.31	11/16	1,277.77	11/16	1,340.10	11/16	1,404.32
3/4	1,103.61	3/4	1,160.48	3/4	1,219.17	3/4	1,279.68	3/4	1,342.07	3/4	1,406.35
13/16	1,105.35	13/16	1,162.28	13/16	1,221.02	13/16	1,281.60	13/16	1,344.04	13/16	1,408.38
7/8	1,107.10	7/8	1,164.08	7/8	1,222.88	7/8	1,283.51	7/8	1,346.01	7/8	1,410.41
15/16	1,108.84	15/16	1,165.88	15/16	1,224.73	15/16	1,285.42	15/16	1,347.98	15/16	1,412.44

This chart is Certified for Tank: 16 only. No changes are permissible without the written consent of GAUGE POINT CALIBRATION.

For calibration specification information, see certificate on page 1.

Tank No: 16
GAUGE POINT CALIBRATION
1-800-205-TANK

Red Hill, Pearl Harbor, Hawaii

Issue Date: 06/12/06

Capacities given in barrels of 42 U.S. gallons.

Gauge Height: 256'-07 1/2"

in/in	7 FT	in/in	7 FT	in/in	7 FT	in/in	7 FT	in/in	7 FT	in/in	8 FT
2	1,414.47	4	1,481.52	6	1,552.98	8	1,629.80	10	1,712.62	0	1,801.88
1/16	1,416.54	1/16	1,483.71	1/16	1,555.33	1/16	1,632.33	1/16	1,715.35	1/16	1,804.83
1/8	1,418.60	1/8	1,485.90	1/8	1,557.68	1/8	1,634.87	1/8	1,718.08	1/8	1,807.78
3/16	1,420.66	3/16	1,488.09	3/16	1,560.03	3/16	1,637.40	3/16	1,720.82	3/16	1,810.74
1/4	1,422.72	1/4	1,490.28	1/4	1,562.38	1/4	1,639.94	1/4	1,723.55	1/4	1,813.69
5/16	1,424.78	5/16	1,492.47	5/16	1,564.73	5/16	1,642.47	5/16	1,726.28	5/16	1,816.64
3/8	1,426.84	3/8	1,494.66	3/8	1,567.09	3/8	1,645.01	3/8	1,729.02	3/8	1,819.59
7/16	1,428.90	7/16	1,496.85	7/16	1,569.44	7/16	1,647.54	7/16	1,731.75	7/16	1,822.54
1/2	1,430.96	1/2	1,499.04	1/2	1,571.79	1/2	1,650.08	1/2	1,734.48	1/2	1,825.49
9/16	1,433.02	9/16	1,501.23	9/16	1,574.14	9/16	1,652.61	9/16	1,737.21	9/16	1,828.44
5/8	1,435.09	5/8	1,503.42	5/8	1,576.49	5/8	1,655.15	5/8	1,739.95	5/8	1,831.40
11/16	1,437.15	11/16	1,505.61	11/16	1,578.84	11/16	1,657.68	11/16	1,742.68	11/16	1,834.35
3/4	1,439.21	3/4	1,507.79	3/4	1,581.19	3/4	1,660.21	3/4	1,745.41	3/4	1,837.30
13/16	1,441.27	13/16	1,509.98	13/16	1,583.55	13/16	1,662.75	13/16	1,748.15	13/16	1,840.25
7/8	1,443.33	7/8	1,512.17	7/8	1,585.90	7/8	1,665.28	7/8	1,750.88	7/8	1,843.20
15/16	1,445.39	15/16	1,514.36	15/16	1,588.25	15/16	1,667.82	15/16	1,753.61	15/16	1,846.15
3	1,447.45	5	1,516.55	7	1,590.60	9	1,670.35	11	1,756.35	1	1,849.10
1/16	1,449.58	1/16	1,518.83	1/16	1,593.05	1/16	1,672.99	1/16	1,759.19	1/16	1,852.15
1/8	1,451.71	1/8	1,521.11	1/8	1,595.50	1/8	1,675.64	1/8	1,762.04	1/8	1,855.20
3/16	1,453.84	3/16	1,523.38	3/16	1,597.95	3/16	1,678.28	3/16	1,764.89	3/16	1,858.25
1/4	1,455.97	1/4	1,525.66	1/4	1,600.40	1/4	1,680.92	1/4	1,767.73	1/4	1,861.30
5/16	1,458.10	5/16	1,527.94	5/16	1,602.85	5/16	1,683.56	5/16	1,770.58	5/16	1,864.35
3/8	1,460.23	3/8	1,530.21	3/8	1,605.30	3/8	1,686.20	3/8	1,773.42	3/8	1,867.40
7/16	1,462.36	7/16	1,532.49	7/16	1,607.75	7/16	1,688.84	7/16	1,776.27	7/16	1,870.45
1/2	1,464.49	1/2	1,534.77	1/2	1,610.20	1/2	1,691.48	1/2	1,779.11	1/2	1,873.50
9/16	1,466.62	9/16	1,537.04	9/16	1,612.65	9/16	1,694.13	9/16	1,781.96	9/16	1,876.55
5/8	1,468.74	5/8	1,539.32	5/8	1,615.10	5/8	1,696.77	5/8	1,784.81	5/8	1,879.59
11/16	1,470.87	11/16	1,541.59	11/16	1,617.55	11/16	1,699.41	11/16	1,787.65	11/16	1,882.64
3/4	1,473.00	3/4	1,543.87	3/4	1,620.00	3/4	1,702.05	3/4	1,790.50	3/4	1,885.69
13/16	1,475.13	13/16	1,546.15	13/16	1,622.45	13/16	1,704.69	13/16	1,793.34	13/16	1,888.74
7/8	1,477.26	7/8	1,548.42	7/8	1,624.90	7/8	1,707.33	7/8	1,796.19	7/8	1,891.79
15/16	1,479.39	15/16	1,550.70	15/16	1,627.35	15/16	1,709.97	15/16	1,799.04	15/16	1,894.84

This chart is Certified for Tank: 16 only. No changes are permissible without the written consent of GAUGE POINT CALIBRATION.

For calibration specification information, see certificate on page 1.

Tank No: 16
GAUGE POINT CALIBRATION
1-800-205-TANK

Red Hill, Pearl Harbor, Hawaii

Issue Date: 06/12/06

Capacities given in barrels of 42 U.S. gallons.

Gauge Height: 256'-07 1/2"

in/in	8 FT	in/in	8 FT	in/in	8 FT	in/in	8 FT	in/in	8 FT	in/in	9 FT
2	1,897.89	4	1,999.64	6	2,107.22	8	2,215.68	10	2,320.03	0	2,420.37
1/16	1,901.02	1/16	2,002.95	1/16	2,110.65	1/16	2,218.98	1/16	2,323.20	1/16	2,423.42
1/8	1,904.15	1/8	2,006.26	1/8	2,114.08	1/8	2,222.27	1/8	2,326.37	1/8	2,426.46
3/16	1,907.28	3/16	2,009.57	3/16	2,117.50	3/16	2,225.57	3/16	2,329.54	3/16	2,429.51
1/4	1,910.41	1/4	2,012.88	1/4	2,120.93	1/4	2,228.87	1/4	2,332.71	1/4	2,432.56
5/16	1,913.54	5/16	2,016.20	5/16	2,124.35	5/16	2,232.16	5/16	2,335.88	5/16	2,435.61
3/8	1,916.67	3/8	2,019.51	3/8	2,127.78	3/8	2,235.46	3/8	2,339.05	3/8	2,438.66
7/16	1,919.80	7/16	2,022.82	7/16	2,131.21	7/16	2,238.76	7/16	2,342.22	7/16	2,441.71
1/2	1,922.93	1/2	2,026.13	1/2	2,134.63	1/2	2,242.06	1/2	2,345.39	1/2	2,444.76
9/16	1,926.06	9/16	2,029.44	9/16	2,138.06	9/16	2,245.35	9/16	2,348.56	9/16	2,447.81
5/8	1,929.19	5/8	2,032.76	5/8	2,141.48	5/8	2,248.65	5/8	2,351.74	5/8	2,450.86
11/16	1,932.32	11/16	2,036.07	11/16	2,144.91	11/16	2,251.95	11/16	2,354.91	11/16	2,453.91
3/4	1,935.45	3/4	2,039.38	3/4	2,148.34	3/4	2,255.25	3/4	2,358.08	3/4	2,456.96
13/16	1,938.58	13/16	2,042.69	13/16	2,151.76	13/16	2,258.54	13/16	2,361.25	13/16	2,460.01
7/8	1,941.70	7/8	2,046.00	7/8	2,155.19	7/8	2,261.84	7/8	2,364.42	7/8	2,463.06
15/16	1,944.83	15/16	2,049.31	15/16	2,158.61	15/16	2,265.14	15/16	2,367.59	15/16	2,466.11
3	1,947.96	5	2,052.63	7	2,162.04	9	2,268.43	11	2,370.76	1	2,469.16
1/16	1,951.19	1/16	2,056.04	1/16	2,165.39	1/16	2,271.66	1/16	2,373.86	1/16	2,472.14
1/8	1,954.42	1/8	2,059.45	1/8	2,168.74	1/8	2,274.88	1/8	2,376.96	1/8	2,475.12
3/16	1,957.65	3/16	2,062.86	3/16	2,172.10	3/16	2,278.11	3/16	2,380.06	3/16	2,478.11
1/4	1,960.88	1/4	2,066.28	1/4	2,175.45	1/4	2,281.33	1/4	2,383.16	1/4	2,481.09
5/16	1,964.11	5/16	2,069.69	5/16	2,178.80	5/16	2,284.56	5/16	2,386.26	5/16	2,484.07
3/8	1,967.34	3/8	2,073.10	3/8	2,182.15	3/8	2,287.78	3/8	2,389.36	3/8	2,487.06
7/16	1,970.57	7/16	2,076.51	7/16	2,185.51	7/16	2,291.01	7/16	2,392.46	7/16	2,490.04
1/2	1,973.80	1/2	2,079.93	1/2	2,188.86	1/2	2,294.23	1/2	2,395.56	1/2	2,493.02
9/16	1,977.03	9/16	2,083.34	9/16	2,192.21	9/16	2,297.46	9/16	2,398.66	9/16	2,496.00
5/8	1,980.26	5/8	2,086.75	5/8	2,195.56	5/8	2,300.68	5/8	2,401.76	5/8	2,498.99
11/16	1,983.49	11/16	2,090.16	11/16	2,198.92	11/16	2,303.90	11/16	2,404.86	11/16	2,501.97
3/4	1,986.72	3/4	2,093.58	3/4	2,202.27	3/4	2,307.13	3/4	2,407.96	3/4	2,504.95
13/16	1,989.95	13/16	2,096.99	13/16	2,205.62	13/16	2,310.35	13/16	2,411.06	13/16	2,507.94
7/8	1,993.18	7/8	2,100.40	7/8	2,208.97	7/8	2,313.58	7/8	2,414.16	7/8	2,510.92
15/16	1,996.41	15/16	2,103.81	15/16	2,212.33	15/16	2,316.80	15/16	2,417.27	15/16	2,513.90

This chart is Certified for Tank: 16 only. No changes are permissible without the written consent of GAUGE POINT CALIBRATION.

For calibration specification information, see certificate on page 1.

Tank No: 16
GAUGE POINT CALIBRATION
1-800-205-TANK

Red Hill, Pearl Harbor, Hawaii

Issue Date: 06/12/06

Capacities given in barrels of 42 U.S. gallons.

Gauge Height: 256'-07 1/2"

in/in	9 FT	in/in	9 FT	in/in	9 FT	in/in	9 FT	in/in	9 FT	in/in	10 FT
2	2,516.88	4	2,609.88	6	2,699.78	8	2,787.19	10	2,873.05	0	2,959.21
1/16	2,519.82	1/16	2,612.72	1/16	2,702.53	1/16	2,789.89	1/16	2,875.74	1/16	2,961.92
1/8	2,522.76	1/8	2,615.55	1/8	2,705.29	1/8	2,792.58	1/8	2,878.42	1/8	2,964.64
3/16	2,525.69	3/16	2,618.39	3/16	2,708.04	3/16	2,795.28	3/16	2,881.11	3/16	2,967.35
1/4	2,528.63	1/4	2,621.22	1/4	2,710.79	1/4	2,797.97	1/4	2,883.79	1/4	2,970.06
5/16	2,531.57	5/16	2,624.06	5/16	2,713.54	5/16	2,800.67	5/16	2,886.48	5/16	2,972.78
3/8	2,534.50	3/8	2,626.90	3/8	2,716.30	3/8	2,803.36	3/8	2,889.16	3/8	2,975.49
7/16	2,537.44	7/16	2,629.73	7/16	2,719.05	7/16	2,806.06	7/16	2,891.85	7/16	2,978.20
1/2	2,540.38	1/2	2,632.57	1/2	2,721.80	1/2	2,808.75	1/2	2,894.53	1/2	2,980.92
9/16	2,543.31	9/16	2,635.40	9/16	2,724.55	9/16	2,811.45	9/16	2,897.22	9/16	2,983.63
5/8	2,546.25	5/8	2,638.24	5/8	2,727.31	5/8	2,814.14	5/8	2,899.90	5/8	2,986.34
11/16	2,549.19	11/16	2,641.08	11/16	2,730.06	11/16	2,816.84	11/16	2,902.59	11/16	2,989.05
3/4	2,552.12	3/4	2,643.91	3/4	2,732.81	3/4	2,819.53	3/4	2,905.28	3/4	2,991.77
13/16	2,555.06	13/16	2,646.75	13/16	2,735.57	13/16	2,822.23	13/16	2,907.96	13/16	2,994.48
7/8	2,558.00	7/8	2,649.58	7/8	2,738.32	7/8	2,824.92	7/8	2,910.65	7/8	2,997.19
15/16	2,560.93	15/16	2,652.42	15/16	2,741.07	15/16	2,827.62	15/16	2,913.33	15/16	2,999.91
3	2,563.87	5	2,655.26	7	2,743.82	9	2,830.31	11	2,916.02	1	3,002.62
1/16	2,566.75	1/16	2,658.04	1/16	2,746.53	1/16	2,832.98	1/16	2,918.72	1/16	3,005.35
1/8	2,569.62	1/8	2,660.82	1/8	2,749.24	1/8	2,835.65	1/8	2,921.42	1/8	3,008.08
3/16	2,572.50	3/16	2,663.60	3/16	2,751.96	3/16	2,838.32	3/16	2,924.12	3/16	3,010.80
1/4	2,575.37	1/4	2,666.39	1/4	2,754.67	1/4	2,841.00	1/4	2,926.81	1/4	3,013.53
5/16	2,578.25	5/16	2,669.17	5/16	2,757.38	5/16	2,843.67	5/16	2,929.51	5/16	3,016.26
3/8	2,581.12	3/8	2,671.95	3/8	2,760.09	3/8	2,846.34	3/8	2,932.21	3/8	3,018.99
7/16	2,584.00	7/16	2,674.74	7/16	2,762.80	7/16	2,849.01	7/16	2,934.91	7/16	3,021.72
1/2	2,586.88	1/2	2,677.52	1/2	2,765.51	1/2	2,851.68	1/2	2,937.61	1/2	3,024.44
9/16	2,589.75	9/16	2,680.30	9/16	2,768.22	9/16	2,854.35	9/16	2,940.31	9/16	3,027.17
5/8	2,592.63	5/8	2,683.08	5/8	2,770.93	5/8	2,857.02	5/8	2,943.01	5/8	3,029.90
11/16	2,595.50	11/16	2,685.87	11/16	2,773.64	11/16	2,859.69	11/16	2,945.71	11/16	3,032.63
3/4	2,598.38	3/4	2,688.65	3/4	2,776.35	3/4	2,862.37	3/4	2,948.41	3/4	3,035.36
13/16	2,601.25	13/16	2,691.43	13/16	2,779.06	13/16	2,865.04	13/16	2,951.11	13/16	3,038.08
7/8	2,604.13	7/8	2,694.21	7/8	2,781.77	7/8	2,867.71	7/8	2,953.81	7/8	3,040.81
15/16	2,607.00	15/16	2,697.00	15/16	2,784.48	15/16	2,870.38	15/16	2,956.51	15/16	3,043.54

This chart is Certified for Tank: 16 only. No changes are permissible without the written consent of GAUGE POINT CALIBRATION.

For calibration specification information, see certificate on page 1.

Tank No: 16
GAUGE POINT CALIBRATION
1-800-205-TANK

Red Hill, Pearl Harbor, Hawaii

Issue Date: 06/12/06

Capacities given in barrels of 42 U.S. gallons.

Gauge Height: 256'-07 1/2"

in/in	10 FT	in/in	10 FT	in/in	10 FT	in/in	10 FT	in/in	10 FT	in/in	11 FT
2	3,046.27	4	3,134.25	6	3,223.15	8	3,312.98	10	3,403.73	0	3,495.42
1/16	3,049.01	1/16	3,137.02	1/16	3,225.95	1/16	3,315.81	1/16	3,406.59	1/16	3,498.31
1/8	3,051.75	1/8	3,139.79	1/8	3,228.75	1/8	3,318.64	1/8	3,409.45	1/8	3,501.19
3/16	3,054.50	3/16	3,142.56	3/16	3,231.55	3/16	3,321.46	3/16	3,412.31	3/16	3,504.08
1/4	3,057.24	1/4	3,145.34	1/4	3,234.35	1/4	3,324.29	1/4	3,415.16	1/4	3,506.97
5/16	3,059.98	5/16	3,148.11	5/16	3,237.15	5/16	3,327.12	5/16	3,418.02	5/16	3,509.86
3/8	3,062.72	3/8	3,150.88	3/8	3,239.95	3/8	3,329.95	3/8	3,420.88	3/8	3,512.74
7/16	3,065.46	7/16	3,153.65	7/16	3,242.75	7/16	3,332.78	7/16	3,423.74	7/16	3,515.63
1/2	3,068.21	1/2	3,156.42	1/2	3,245.55	1/2	3,335.61	1/2	3,426.60	1/2	3,518.52
9/16	3,070.95	9/16	3,159.19	9/16	3,248.35	9/16	3,338.44	9/16	3,429.45	9/16	3,521.40
5/8	3,073.69	5/8	3,161.96	5/8	3,251.15	5/8	3,341.27	5/8	3,432.31	5/8	3,524.29
11/16	3,076.43	11/16	3,164.73	11/16	3,253.95	11/16	3,344.10	11/16	3,435.17	11/16	3,527.18
3/4	3,079.18	3/4	3,167.50	3/4	3,256.75	3/4	3,346.92	3/4	3,438.03	3/4	3,530.07
13/16	3,081.92	13/16	3,170.27	13/16	3,259.55	13/16	3,349.75	13/16	3,440.89	13/16	3,532.95
7/8	3,084.66	7/8	3,173.05	7/8	3,262.35	7/8	3,352.58	7/8	3,443.74	7/8	3,535.84
15/16	3,087.40	15/16	3,175.82	15/16	3,265.15	15/16	3,355.41	15/16	3,446.60	15/16	3,538.73
3	3,090.15	5	3,178.59	7	3,267.95	9	3,358.24	11	3,449.46	1	3,541.61
1/16	3,092.90	1/16	3,181.37	1/16	3,270.76	1/16	3,361.08	1/16	3,452.33	1/16	3,544.52
1/8	3,095.66	1/8	3,184.16	1/8	3,273.58	1/8	3,363.93	1/8	3,455.20	1/8	3,547.42
3/16	3,098.42	3/16	3,186.94	3/16	3,276.39	3/16	3,366.77	3/16	3,458.08	3/16	3,550.32
1/4	3,101.17	1/4	3,189.73	1/4	3,279.21	1/4	3,369.61	1/4	3,460.95	1/4	3,553.22
5/16	3,103.93	5/16	3,192.51	5/16	3,282.02	5/16	3,372.46	5/16	3,463.82	5/16	3,556.12
3/8	3,106.69	3/8	3,195.30	3/8	3,284.84	3/8	3,375.30	3/8	3,466.69	3/8	3,559.03
7/16	3,109.44	7/16	3,198.08	7/16	3,287.65	7/16	3,378.14	7/16	3,469.57	7/16	3,561.93
1/2	3,112.20	1/2	3,200.87	1/2	3,290.46	1/2	3,380.99	1/2	3,472.44	1/2	3,564.83
9/16	3,114.96	9/16	3,203.66	9/16	3,293.28	9/16	3,383.83	9/16	3,475.31	9/16	3,567.73
5/8	3,117.71	5/8	3,206.44	5/8	3,296.09	5/8	3,386.67	5/8	3,478.18	5/8	3,570.63
11/16	3,120.47	11/16	3,209.23	11/16	3,298.91	11/16	3,389.52	11/16	3,481.06	11/16	3,573.54
3/4	3,123.23	3/4	3,212.01	3/4	3,301.72	3/4	3,392.36	3/4	3,483.93	3/4	3,576.44
13/16	3,125.98	13/16	3,214.80	13/16	3,304.54	13/16	3,395.20	13/16	3,486.80	13/16	3,579.34
7/8	3,128.74	7/8	3,217.58	7/8	3,307.35	7/8	3,398.05	7/8	3,489.67	7/8	3,582.24
15/16	3,131.49	15/16	3,220.37	15/16	3,310.16	15/16	3,400.89	15/16	3,492.55	15/16	3,585.14

This chart is Certified for Tank: 16 only. No changes are permissible without the written consent of GAUGE POINT CALIBRATION.

For calibration specification information, see certificate on page 1.

Tank No: 16
GAUGE POINT CALIBRATION
1-800-205-TANK

Red Hill, Pearl Harbor, Hawaii

Issue Date: 06/12/06

Capacities given in barrels of 42 U.S. gallons.

Gauge Height: 256'-07 1/2"

in/in	11 FT	in/in	11 FT	in/in	11 FT	in/in	11 FT	in/in	11 FT	in/in	12 FT
2	3,588.04	4	3,681.61	6	3,776.13	8	3,871.60	10	3,968.02	0	4,065.41
1/16	3,590.96	1/16	3,684.56	1/16	3,779.10	1/16	3,874.60	1/16	3,971.06	1/16	4,068.48
1/8	3,593.88	1/8	3,687.51	1/8	3,782.08	1/8	3,877.61	1/8	3,974.09	1/8	4,071.54
3/16	3,596.79	3/16	3,690.45	3/16	3,785.06	3/16	3,880.61	3/16	3,977.13	3/16	4,074.61
1/4	3,599.71	1/4	3,693.40	1/4	3,788.03	1/4	3,883.62	1/4	3,980.17	1/4	4,077.67
5/16	3,602.63	5/16	3,696.34	5/16	3,791.01	5/16	3,886.63	5/16	3,983.20	5/16	4,080.74
3/8	3,605.54	3/8	3,699.29	3/8	3,793.98	3/8	3,889.63	3/8	3,986.24	3/8	4,083.81
7/16	3,608.46	7/16	3,702.24	7/16	3,796.96	7/16	3,892.64	7/16	3,989.27	7/16	4,086.87
1/2	3,611.38	1/2	3,705.18	1/2	3,799.94	1/2	3,895.64	1/2	3,992.31	1/2	4,089.94
9/16	3,614.29	9/16	3,708.13	9/16	3,802.91	9/16	3,898.65	9/16	3,995.34	9/16	4,093.00
5/8	3,617.21	5/8	3,711.07	5/8	3,805.89	5/8	3,901.65	5/8	3,998.38	5/8	4,096.07
11/16	3,620.13	11/16	3,714.02	11/16	3,808.86	11/16	3,904.66	11/16	4,001.42	11/16	4,099.13
3/4	3,623.04	3/4	3,716.97	3/4	3,811.84	3/4	3,907.67	3/4	4,004.45	3/4	4,102.20
13/16	3,625.96	13/16	3,719.91	13/16	3,814.82	13/16	3,910.67	13/16	4,007.49	13/16	4,105.27
7/8	3,628.88	7/8	3,722.86	7/8	3,817.79	7/8	3,913.68	7/8	4,010.52	7/8	4,108.33
15/16	3,631.79	15/16	3,725.81	15/16	3,820.77	15/16	3,916.68	15/16	4,013.56	15/16	4,111.40
3	3,634.71	5	3,728.75	7	3,823.74	9	3,919.69	11	4,016.60	1	4,114.46
1/16	3,637.64	1/16	3,731.71	1/16	3,826.73	1/16	3,922.71	1/16	4,019.65	1/16	4,117.55
1/8	3,640.57	1/8	3,734.67	1/8	3,829.73	1/8	3,925.73	1/8	4,022.70	1/8	4,120.63
3/16	3,643.50	3/16	3,737.64	3/16	3,832.72	3/16	3,928.75	3/16	4,025.75	3/16	4,123.71
1/4	3,646.44	1/4	3,740.60	1/4	3,835.71	1/4	3,931.77	1/4	4,028.80	1/4	4,126.79
5/16	3,649.37	5/16	3,743.56	5/16	3,838.70	5/16	3,934.79	5/16	4,031.85	5/16	4,129.87
3/8	3,652.30	3/8	3,746.52	3/8	3,841.69	3/8	3,937.81	3/8	4,034.90	3/8	4,132.95
7/16	3,655.23	7/16	3,749.48	7/16	3,844.68	7/16	3,940.83	7/16	4,037.95	7/16	4,136.03
1/2	3,658.16	1/2	3,752.44	1/2	3,847.67	1/2	3,943.86	1/2	4,041.00	1/2	4,139.11
9/16	3,661.09	9/16	3,755.40	9/16	3,850.66	9/16	3,946.88	9/16	4,044.05	9/16	4,142.20
5/8	3,664.02	5/8	3,758.36	5/8	3,853.65	5/8	3,949.90	5/8	4,047.10	5/8	4,145.28
11/16	3,666.96	11/16	3,761.32	11/16	3,856.64	11/16	3,952.92	11/16	4,050.15	11/16	4,148.36
3/4	3,669.89	3/4	3,764.28	3/4	3,859.63	3/4	3,955.94	3/4	4,053.21	3/4	4,151.44
13/16	3,672.82	13/16	3,767.25	13/16	3,862.62	13/16	3,958.96	13/16	4,056.26	13/16	4,154.52
7/8	3,675.75	7/8	3,770.21	7/8	3,865.62	7/8	3,961.98	7/8	4,059.31	7/8	4,157.60
15/16	3,678.68	15/16	3,773.17	15/16	3,868.61	15/16	3,965.00	15/16	4,062.36	15/16	4,160.68

This chart is Certified for Tank: 16 only. No changes are permissible without the written consent of GAUGE POINT CALIBRATION.

For calibration specification information, see certificate on page 1.

Tank No: 16
GAUGE POINT CALIBRATION
1-800-205-TANK

Red Hill, Pearl Harbor, Hawaii

Issue Date: 06/12/06

Capacities given in barrels of 42 U.S. gallons.

Gauge Height: 256'-07 1/2"

in/in	12 FT	in/in	12 FT	in/in	12 FT	in/in	12 FT	in/in	12 FT	in/in	13 FT
2	4,163.76	4	4,263.09	6	4,363.39	8	4,464.67	10	4,566.94	0	4,670.20
1/16	4,166.86	1/16	4,266.22	1/16	4,366.55	1/16	4,467.86	1/16	4,570.16	1/16	4,673.45
1/8	4,169.96	1/8	4,269.34	1/8	4,369.70	1/8	4,471.05	1/8	4,573.38	1/8	4,676.70
3/16	4,173.05	3/16	4,272.47	3/16	4,372.86	3/16	4,474.24	3/16	4,576.60	3/16	4,679.95
1/4	4,176.15	1/4	4,275.60	1/4	4,376.02	1/4	4,477.43	1/4	4,579.82	1/4	4,683.20
5/16	4,179.24	5/16	4,278.72	5/16	4,379.18	5/16	4,480.61	5/16	4,583.04	5/16	4,686.45
3/8	4,182.34	3/8	4,281.85	3/8	4,382.33	3/8	4,483.80	3/8	4,586.26	3/8	4,689.70
7/16	4,185.44	7/16	4,284.98	7/16	4,385.49	7/16	4,486.99	7/16	4,589.47	7/16	4,692.95
1/2	4,188.53	1/2	4,288.10	1/2	4,388.65	1/2	4,490.18	1/2	4,592.69	1/2	4,696.20
9/16	4,191.63	9/16	4,291.23	9/16	4,391.81	9/16	4,493.37	9/16	4,595.91	9/16	4,699.45
5/8	4,194.73	5/8	4,294.36	5/8	4,394.96	5/8	4,496.55	5/8	4,599.13	5/8	4,702.70
11/16	4,197.82	11/16	4,297.48	11/16	4,398.12	11/16	4,499.74	11/16	4,602.35	11/16	4,705.95
3/4	4,200.92	3/4	4,300.61	3/4	4,401.28	3/4	4,502.93	3/4	4,605.57	3/4	4,709.20
13/16	4,204.01	13/16	4,303.74	13/16	4,404.44	13/16	4,506.12	13/16	4,608.79	13/16	4,712.45
7/8	4,207.11	7/8	4,306.86	7/8	4,407.59	7/8	4,509.31	7/8	4,612.01	7/8	4,715.70
15/16	4,210.21	15/16	4,309.99	15/16	4,410.75	15/16	4,512.50	15/16	4,615.23	15/16	4,718.95
3	4,213.30	5	4,313.12	7	4,413.91	9	4,515.68	11	4,618.45	1	4,722.20
1/16	4,216.42	1/16	4,316.26	1/16	4,417.08	1/16	4,518.89	1/16	4,621.68	1/16	4,725.47
1/8	4,219.53	1/8	4,319.40	1/8	4,420.25	1/8	4,522.09	1/8	4,624.92	1/8	4,728.73
3/16	4,222.64	3/16	4,322.54	3/16	4,423.43	3/16	4,525.29	3/16	4,628.15	3/16	4,732.00
1/4	4,225.75	1/4	4,325.69	1/4	4,426.60	1/4	4,528.50	1/4	4,631.38	1/4	4,735.27
5/16	4,228.86	5/16	4,328.83	5/16	4,429.77	5/16	4,531.70	5/16	4,634.62	5/16	4,738.53
3/8	4,231.97	3/8	4,331.97	3/8	4,432.94	3/8	4,534.90	3/8	4,637.85	3/8	4,741.80
7/16	4,235.08	7/16	4,335.11	7/16	4,436.12	7/16	4,538.11	7/16	4,641.09	7/16	4,745.06
1/2	4,238.20	1/2	4,338.25	1/2	4,439.29	1/2	4,541.31	1/2	4,644.32	1/2	4,748.33
9/16	4,241.31	9/16	4,341.40	9/16	4,442.46	9/16	4,544.52	9/16	4,647.56	9/16	4,751.59
5/8	4,244.42	5/8	4,344.54	5/8	4,445.64	5/8	4,547.72	5/8	4,650.79	5/8	4,754.86
11/16	4,247.53	11/16	4,347.68	11/16	4,448.81	11/16	4,550.92	11/16	4,654.03	11/16	4,758.13
3/4	4,250.64	3/4	4,350.82	3/4	4,451.98	3/4	4,554.13	3/4	4,657.26	3/4	4,761.39
13/16	4,253.75	13/16	4,353.96	13/16	4,455.15	13/16	4,557.33	13/16	4,660.50	13/16	4,764.66
7/8	4,256.87	7/8	4,357.11	7/8	4,458.33	7/8	4,560.53	7/8	4,663.73	7/8	4,767.92
15/16	4,259.98	15/16	4,360.25	15/16	4,461.50	15/16	4,563.74	15/16	4,666.97	15/16	4,771.19

This chart is Certified for Tank: 16 only. No changes are permissible without the written consent of GAUGE POINT CALIBRATION.

For calibration specification information, see certificate on page 1.

Tank No: 16
GAUGE POINT CALIBRATION
1-800-205-TANK

Red Hill, Pearl Harbor, Hawaii

Issue Date: 06/12/06

Capacities given in barrels of 42 U.S. gallons.

Gauge Height: 256'-07 1/2"

in/in	13 FT	in/in	13 FT	in/in	13 FT	in/in	13 FT	in/in	13 FT	in/in	14 FT
2	4,774.45	4	4,879.71	6	4,985.97	8	5,093.24	10	5,201.52	0	5,310.82
1/16	4,777.74	1/16	4,883.02	1/16	4,989.31	1/16	5,096.61	1/16	5,204.93	1/16	5,314.26
1/8	4,781.02	1/8	4,886.33	1/8	4,992.66	1/8	5,099.99	1/8	5,208.34	1/8	5,317.70
3/16	4,784.30	3/16	4,889.65	3/16	4,996.00	3/16	5,103.36	3/16	5,211.74	3/16	5,321.14
1/4	4,787.58	1/4	4,892.96	1/4	4,999.34	1/4	5,106.74	1/4	5,215.15	1/4	5,324.58
5/16	4,790.86	5/16	4,896.27	5/16	5,002.69	5/16	5,110.12	5/16	5,218.56	5/16	5,328.02
3/8	4,794.14	3/8	4,899.58	3/8	5,006.03	3/8	5,113.49	3/8	5,221.97	3/8	5,331.46
7/16	4,797.42	7/16	4,902.90	7/16	5,009.38	7/16	5,116.87	7/16	5,225.37	7/16	5,334.90
1/2	4,800.71	1/2	4,906.21	1/2	5,012.72	1/2	5,120.24	1/2	5,228.78	1/2	5,338.34
9/16	4,803.99	9/16	4,909.52	9/16	5,016.07	9/16	5,123.62	9/16	5,232.19	9/16	5,341.78
5/8	4,807.27	5/8	4,912.84	5/8	5,019.41	5/8	5,127.00	5/8	5,235.60	5/8	5,345.22
11/16	4,810.55	11/16	4,916.15	11/16	5,022.75	11/16	5,130.37	11/16	5,239.01	11/16	5,348.66
3/4	4,813.83	3/4	4,919.46	3/4	5,026.10	3/4	5,133.75	3/4	5,242.41	3/4	5,352.10
13/16	4,817.11	13/16	4,922.77	13/16	5,029.44	13/16	5,137.12	13/16	5,245.82	13/16	5,355.54
7/8	4,820.39	7/8	4,926.09	7/8	5,032.79	7/8	5,140.50	7/8	5,249.23	7/8	5,358.98
15/16	4,823.67	15/16	4,929.40	15/16	5,036.13	15/16	5,143.88	15/16	5,252.64	15/16	5,362.42
3	4,826.96	5	4,932.71	7	5,039.48	9	5,147.25	11	5,256.04	1	5,365.86
1/16	4,830.25	1/16	4,936.04	1/16	5,042.84	1/16	5,150.64	1/16	5,259.47	1/16	5,369.31
1/8	4,833.55	1/8	4,939.37	1/8	5,046.20	1/8	5,154.04	1/8	5,262.89	1/8	5,372.77
3/16	4,836.85	3/16	4,942.70	3/16	5,049.56	3/16	5,157.43	3/16	5,266.31	3/16	5,376.23
1/4	4,840.14	1/4	4,946.03	1/4	5,052.92	1/4	5,160.82	1/4	5,269.74	1/4	5,379.68
5/16	4,843.44	5/16	4,949.35	5/16	5,056.28	5/16	5,164.21	5/16	5,273.16	5/16	5,383.14
3/8	4,846.74	3/8	4,952.68	3/8	5,059.64	3/8	5,167.60	3/8	5,276.59	3/8	5,386.59
7/16	4,850.04	7/16	4,956.01	7/16	5,063.00	7/16	5,170.99	7/16	5,280.01	7/16	5,390.05
1/2	4,853.33	1/2	4,959.34	1/2	5,066.36	1/2	5,174.39	1/2	5,283.43	1/2	5,393.50
9/16	4,856.63	9/16	4,962.67	9/16	5,069.72	9/16	5,177.78	9/16	5,286.86	9/16	5,396.96
5/8	4,859.93	5/8	4,966.00	5/8	5,073.08	5/8	5,181.17	5/8	5,290.28	5/8	5,400.42
11/16	4,863.22	11/16	4,969.33	11/16	5,076.44	11/16	5,184.56	11/16	5,293.70	11/16	5,403.87
3/4	4,866.52	3/4	4,972.65	3/4	5,079.80	3/4	5,187.95	3/4	5,297.13	3/4	5,407.33
13/16	4,869.82	13/16	4,975.98	13/16	5,083.16	13/16	5,191.34	13/16	5,300.55	13/16	5,410.78
7/8	4,873.11	7/8	4,979.31	7/8	5,086.52	7/8	5,194.74	7/8	5,303.98	7/8	5,414.24
15/16	4,876.41	15/16	4,982.64	15/16	5,089.88	15/16	5,198.13	15/16	5,307.40	15/16	5,417.69

This chart is Certified for Tank: 16 only. No changes are permissible without the written consent of GAUGE POINT CALIBRATION.

For calibration specification information, see certificate on page 1.

Tank No: 16
GAUGE POINT CALIBRATION
1-800-205-TANK

Red Hill, Pearl Harbor, Hawaii

Issue Date: 06/12/06

Capacities given in barrels of 42 U.S. gallons.

Gauge Height: 256'-07 1/2"

in/in	14 FT	in/in	14 FT	in/in	14 FT	in/in	14 FT	in/in	14 FT	in/in	15 FT
2	5,421.15	4	5,532.50	6	5,644.89	8	5,758.32	10	5,872.79	0	5,988.31
1/16	5,424.62	1/16	5,536.01	1/16	5,648.43	1/16	5,761.89	1/16	5,876.39	1/16	5,991.94
1/8	5,428.09	1/8	5,539.51	1/8	5,651.97	1/8	5,765.46	1/8	5,879.99	1/8	5,995.58
3/16	5,431.56	3/16	5,543.02	3/16	5,655.50	3/16	5,769.03	3/16	5,883.60	3/16	5,999.21
1/4	5,435.04	1/4	5,546.52	1/4	5,659.04	1/4	5,772.60	1/4	5,887.20	1/4	6,002.85
5/16	5,438.51	5/16	5,550.03	5/16	5,662.58	5/16	5,776.17	5/16	5,890.80	5/16	6,006.48
3/8	5,441.98	3/8	5,553.53	3/8	5,666.11	3/8	5,779.74	3/8	5,894.40	3/8	6,010.12
7/16	5,445.45	7/16	5,557.03	7/16	5,669.65	7/16	5,783.30	7/16	5,898.00	7/16	6,013.75
1/2	5,448.92	1/2	5,560.54	1/2	5,673.19	1/2	5,786.87	1/2	5,901.61	1/2	6,017.39
9/16	5,452.40	9/16	5,564.04	9/16	5,676.72	9/16	5,790.44	9/16	5,905.21	9/16	6,021.02
5/8	5,455.87	5/8	5,567.55	5/8	5,680.26	5/8	5,794.01	5/8	5,908.81	5/8	6,024.66
11/16	5,459.34	11/16	5,571.05	11/16	5,683.79	11/16	5,797.58	11/16	5,912.41	11/16	6,028.29
3/4	5,462.81	3/4	5,574.55	3/4	5,687.33	3/4	5,801.15	3/4	5,916.01	3/4	6,031.92
13/16	5,466.28	13/16	5,578.06	13/16	5,690.87	13/16	5,804.72	13/16	5,919.61	13/16	6,035.56
7/8	5,469.75	7/8	5,581.56	7/8	5,694.40	7/8	5,808.29	7/8	5,923.22	7/8	6,039.19
15/16	5,473.23	15/16	5,585.07	15/16	5,697.94	15/16	5,811.86	15/16	5,926.82	15/16	6,042.83
3	5,476.70	5	5,588.57	7	5,701.48	9	5,815.43	11	5,930.42	1	6,046.46
1/16	5,480.19	1/16	5,592.09	1/16	5,705.03	1/16	5,819.01	1/16	5,934.04	1/16	6,050.11
1/8	5,483.67	1/8	5,595.61	1/8	5,708.58	1/8	5,822.60	1/8	5,937.66	1/8	6,053.77
3/16	5,487.16	3/16	5,599.13	3/16	5,712.14	3/16	5,826.18	3/16	5,941.27	3/16	6,057.42
1/4	5,490.65	1/4	5,602.65	1/4	5,715.69	1/4	5,829.77	1/4	5,944.89	1/4	6,061.07
5/16	5,494.14	5/16	5,606.17	5/16	5,719.24	5/16	5,833.35	5/16	5,948.51	5/16	6,064.72
3/8	5,497.63	3/8	5,609.69	3/8	5,722.79	3/8	5,836.94	3/8	5,952.13	3/8	6,068.37
7/16	5,501.11	7/16	5,613.21	7/16	5,726.35	7/16	5,840.52	7/16	5,955.75	7/16	6,072.02
1/2	5,504.60	1/2	5,616.73	1/2	5,729.90	1/2	5,844.11	1/2	5,959.36	1/2	6,075.67
9/16	5,508.09	9/16	5,620.25	9/16	5,733.45	9/16	5,847.69	9/16	5,962.98	9/16	6,079.32
5/8	5,511.58	5/8	5,623.77	5/8	5,737.00	5/8	5,851.28	5/8	5,966.60	5/8	6,082.97
11/16	5,515.07	11/16	5,627.29	11/16	5,740.56	11/16	5,854.86	11/16	5,970.22	11/16	6,086.62
3/4	5,518.55	3/4	5,630.81	3/4	5,744.11	3/4	5,858.45	3/4	5,973.84	3/4	6,090.28
13/16	5,522.04	13/16	5,634.33	13/16	5,747.66	13/16	5,862.04	13/16	5,977.46	13/16	6,093.93
7/8	5,525.53	7/8	5,637.85	7/8	5,751.22	7/8	5,865.62	7/8	5,981.07	7/8	6,097.58
15/16	5,529.02	15/16	5,641.37	15/16	5,754.77	15/16	5,869.21	15/16	5,984.69	15/16	6,101.23

This chart is Certified for Tank: 16 only. No changes are permissible without the written consent of GAUGE POINT CALIBRATION.

For calibration specification information, see certificate on page 1.

Tank No: 16
GAUGE POINT CALIBRATION
1-800-205-TANK

Red Hill, Pearl Harbor, Hawaii

Issue Date: 06/12/06

Capacities given in barrels of 42 U.S. gallons.

Gauge Height: 256'-07 1/2"

in/in	15 FT	in/in	15 FT	in/in	15 FT	in/in	15 FT	in/in	15 FT	in/in	16 FT
2	6,104.88	4	6,222.51	6	6,341.20	8	6,460.96	10	6,581.79	0	6,703.69
1/16	6,108.55	1/16	6,226.21	1/16	6,344.93	1/16	6,464.72	1/16	6,585.59	1/16	6,707.53
1/8	6,112.22	1/8	6,229.91	1/8	6,348.67	1/8	6,468.49	1/8	6,589.39	1/8	6,711.36
3/16	6,115.88	3/16	6,233.61	3/16	6,352.40	3/16	6,472.26	3/16	6,593.19	3/16	6,715.20
1/4	6,119.55	1/4	6,237.31	1/4	6,356.14	1/4	6,476.03	1/4	6,596.99	1/4	6,719.03
5/16	6,123.22	5/16	6,241.01	5/16	6,359.87	5/16	6,479.79	5/16	6,600.79	5/16	6,722.87
3/8	6,126.89	3/8	6,244.71	3/8	6,363.60	3/8	6,483.56	3/8	6,604.59	3/8	6,726.70
7/16	6,130.55	7/16	6,248.41	7/16	6,367.34	7/16	6,487.33	7/16	6,608.39	7/16	6,730.53
1/2	6,134.22	1/2	6,252.11	1/2	6,371.07	1/2	6,491.10	1/2	6,612.19	1/2	6,734.37
9/16	6,137.89	9/16	6,255.82	9/16	6,374.81	9/16	6,494.86	9/16	6,616.00	9/16	6,738.20
5/8	6,141.56	5/8	6,259.52	5/8	6,378.54	5/8	6,498.63	5/8	6,619.80	5/8	6,742.04
11/16	6,145.22	11/16	6,263.22	11/16	6,382.27	11/16	6,502.40	11/16	6,623.60	11/16	6,745.87
3/4	6,148.89	3/4	6,266.92	3/4	6,386.01	3/4	6,506.17	3/4	6,627.40	3/4	6,749.71
13/16	6,152.56	13/16	6,270.62	13/16	6,389.74	13/16	6,509.93	13/16	6,631.20	13/16	6,753.54
7/8	6,156.23	7/8	6,274.32	7/8	6,393.48	7/8	6,513.70	7/8	6,635.00	7/8	6,757.38
15/16	6,159.89	15/16	6,278.02	15/16	6,397.21	15/16	6,517.47	15/16	6,638.80	15/16	6,761.21
3	6,163.56	5	6,281.72	7	6,400.94	9	6,521.24	11	6,642.60	1	6,765.05
1/16	6,167.25	1/16	6,285.44	1/16	6,404.69	1/16	6,525.02	1/16	6,646.42	1/16	6,768.90
1/8	6,170.93	1/8	6,289.16	1/8	6,408.45	1/8	6,528.81	1/8	6,650.24	1/8	6,772.75
3/16	6,174.61	3/16	6,292.87	3/16	6,412.20	3/16	6,532.59	3/16	6,654.06	3/16	6,776.60
1/4	6,178.30	1/4	6,296.59	1/4	6,415.95	1/4	6,536.37	1/4	6,657.88	1/4	6,780.46
5/16	6,181.98	5/16	6,300.31	5/16	6,419.70	5/16	6,540.16	5/16	6,661.69	5/16	6,784.31
3/8	6,185.67	3/8	6,304.02	3/8	6,423.45	3/8	6,543.94	3/8	6,665.51	3/8	6,788.16
7/16	6,189.35	7/16	6,307.74	7/16	6,427.20	7/16	6,547.73	7/16	6,669.33	7/16	6,792.01
1/2	6,193.04	1/2	6,311.46	1/2	6,430.95	1/2	6,551.51	1/2	6,673.15	1/2	6,795.86
9/16	6,196.72	9/16	6,315.18	9/16	6,434.70	9/16	6,555.30	9/16	6,676.96	9/16	6,799.72
5/8	6,200.40	5/8	6,318.89	5/8	6,438.45	5/8	6,559.08	5/8	6,680.78	5/8	6,803.57
11/16	6,204.09	11/16	6,322.61	11/16	6,442.20	11/16	6,562.86	11/16	6,684.60	11/16	6,807.42
3/4	6,207.77	3/4	6,326.33	3/4	6,445.95	3/4	6,566.65	3/4	6,688.42	3/4	6,811.27
13/16	6,211.46	13/16	6,330.05	13/16	6,449.70	13/16	6,570.43	13/16	6,692.24	13/16	6,815.12
7/8	6,215.14	7/8	6,333.76	7/8	6,453.45	7/8	6,574.22	7/8	6,696.05	7/8	6,818.97
15/16	6,218.82	15/16	6,337.48	15/16	6,457.21	15/16	6,578.00	15/16	6,699.87	15/16	6,822.83

This chart is Certified for Tank: 16 only. No changes are permissible without the written consent of GAUGE POINT CALIBRATION.

For calibration specification information, see certificate on page 1.

Tank No: 16
GAUGE POINT CALIBRATION
1-800-205-TANK

Red Hill, Pearl Harbor, Hawaii

Issue Date: 06/12/06

Capacities given in barrels of 42 U.S. gallons.

Gauge Height: 256'-07 1/2"

in/in	16 FT	in/in	16 FT	in/in	16 FT	in/in	16 FT	in/in	16 FT	in/in	17 FT
2	6,826.68	4	6,950.75	6	7,075.91	8	7,202.17	10	7,329.53	0	7,458.00
1/16	6,830.55	1/16	6,954.65	1/16	7,079.85	1/16	7,206.14	1/16	7,333.54	1/16	7,462.04
1/8	6,834.42	1/8	6,958.56	1/8	7,083.79	1/8	7,210.12	1/8	7,337.55	1/8	7,466.08
3/16	6,838.28	3/16	6,962.46	3/16	7,087.73	3/16	7,214.09	3/16	7,341.55	3/16	7,470.12
1/4	6,842.15	1/4	6,966.36	1/4	7,091.66	1/4	7,218.06	1/4	7,345.56	1/4	7,474.16
5/16	6,846.02	5/16	6,970.26	5/16	7,095.60	5/16	7,222.03	5/16	7,349.56	5/16	7,478.20
3/8	6,849.89	3/8	6,974.17	3/8	7,099.54	3/8	7,226.00	3/8	7,353.57	3/8	7,482.24
7/16	6,853.76	7/16	6,978.07	7/16	7,103.47	7/16	7,229.97	7/16	7,357.57	7/16	7,486.28
1/2	6,857.63	1/2	6,981.97	1/2	7,107.41	1/2	7,233.94	1/2	7,361.58	1/2	7,490.32
9/16	6,861.50	9/16	6,985.88	9/16	7,111.35	9/16	7,237.92	9/16	7,365.59	9/16	7,494.36
5/8	6,865.37	5/8	6,989.78	5/8	7,115.28	5/8	7,241.89	5/8	7,369.59	5/8	7,498.40
11/16	6,869.23	11/16	6,993.68	11/16	7,119.22	11/16	7,245.86	11/16	7,373.60	11/16	7,502.44
3/4	6,873.10	3/4	6,997.58	3/4	7,123.16	3/4	7,249.83	3/4	7,377.60	3/4	7,506.48
13/16	6,876.97	13/16	7,001.49	13/16	7,127.10	13/16	7,253.80	13/16	7,381.61	13/16	7,510.52
7/8	6,880.84	7/8	7,005.39	7/8	7,131.03	7/8	7,257.77	7/8	7,385.62	7/8	7,514.57
15/16	6,884.71	15/16	7,009.29	15/16	7,134.97	15/16	7,261.74	15/16	7,389.62	15/16	7,518.61
3	6,888.58	5	7,013.20	7	7,138.91	9	7,265.72	11	7,393.63	1	7,522.65
1/16	6,892.46	1/16	7,017.12	1/16	7,142.86	1/16	7,269.70	1/16	7,397.65	1/16	7,526.70
1/8	6,896.35	1/8	7,021.04	1/8	7,146.82	1/8	7,273.69	1/8	7,401.67	1/8	7,530.76
3/16	6,900.24	3/16	7,024.96	3/16	7,150.77	3/16	7,277.68	3/16	7,405.70	3/16	7,534.82
1/4	6,904.12	1/4	7,028.88	1/4	7,154.72	1/4	7,281.67	1/4	7,409.72	1/4	7,538.88
5/16	6,908.01	5/16	7,032.80	5/16	7,158.68	5/16	7,285.66	5/16	7,413.74	5/16	7,542.94
3/8	6,911.89	3/8	7,036.72	3/8	7,162.63	3/8	7,289.65	3/8	7,417.77	3/8	7,546.99
7/16	6,915.78	7/16	7,040.64	7/16	7,166.59	7/16	7,293.64	7/16	7,421.79	7/16	7,551.05
1/2	6,919.66	1/2	7,044.56	1/2	7,170.54	1/2	7,297.62	1/2	7,425.81	1/2	7,555.11
9/16	6,923.55	9/16	7,048.47	9/16	7,174.49	9/16	7,301.61	9/16	7,429.84	9/16	7,559.17
5/8	6,927.44	5/8	7,052.39	5/8	7,178.45	5/8	7,305.60	5/8	7,433.86	5/8	7,563.23
11/16	6,931.32	11/16	7,056.31	11/16	7,182.40	11/16	7,309.59	11/16	7,437.88	11/16	7,567.28
3/4	6,935.21	3/4	7,060.23	3/4	7,186.36	3/4	7,313.58	3/4	7,441.91	3/4	7,571.34
13/16	6,939.09	13/16	7,064.15	13/16	7,190.31	13/16	7,317.57	13/16	7,445.93	13/16	7,575.40
7/8	6,942.98	7/8	7,068.07	7/8	7,194.27	7/8	7,321.56	7/8	7,449.95	7/8	7,579.46
15/16	6,946.86	15/16	7,071.99	15/16	7,198.22	15/16	7,325.54	15/16	7,453.97	15/16	7,583.51

This chart is Certified for Tank: 16 only. No changes are permissible without the written consent of GAUGE POINT CALIBRATION.

For calibration specification information, see certificate on page 1.

Tank No: 16
GAUGE POINT CALIBRATION
1-800-205-TANK

Red Hill, Pearl Harbor, Hawaii

Issue Date: 06/12/06

Capacities given in barrels of 42 U.S. gallons.

Gauge Height: 256'-07 1/2"

in/in	17 FT	in/in	17 FT	in/in	17 FT	in/in	17 FT	in/in	17 FT	in/in	18 FT
2	7,587.57	4	7,718.26	6	7,850.07	8	7,983.00	10	8,117.07	0	8,252.26
1/16	7,591.65	1/16	7,722.37	1/16	7,854.22	1/16	7,987.18	1/16	8,121.28	1/16	8,256.51
1/8	7,595.72	1/8	7,726.48	1/8	7,858.36	1/8	7,991.37	1/8	8,125.50	1/8	8,260.77
3/16	7,599.80	3/16	7,730.59	3/16	7,862.51	3/16	7,995.55	3/16	8,129.71	3/16	8,265.02
1/4	7,603.87	1/4	7,734.70	1/4	7,866.65	1/4	7,999.73	1/4	8,133.93	1/4	8,269.27
5/16	7,607.95	5/16	7,738.81	5/16	7,870.80	5/16	8,003.91	5/16	8,138.15	5/16	8,273.52
3/8	7,612.02	3/8	7,742.92	3/8	7,874.94	3/8	8,008.09	3/8	8,142.36	3/8	8,277.77
7/16	7,616.10	7/16	7,747.03	7/16	7,879.09	7/16	8,012.27	7/16	8,146.58	7/16	8,282.02
1/2	7,620.18	1/2	7,751.14	1/2	7,883.23	1/2	8,016.45	1/2	8,150.79	1/2	8,286.27
9/16	7,624.25	9/16	7,755.25	9/16	7,887.38	9/16	8,020.63	9/16	8,155.01	9/16	8,290.53
5/8	7,628.33	5/8	7,759.36	5/8	7,891.52	5/8	8,024.81	5/8	8,159.23	5/8	8,294.78
11/16	7,632.40	11/16	7,763.48	11/16	7,895.67	11/16	8,028.99	11/16	8,163.44	11/16	8,299.03
3/4	7,636.48	3/4	7,767.59	3/4	7,899.82	3/4	8,033.17	3/4	8,167.66	3/4	8,303.28
13/16	7,640.55	13/16	7,771.70	13/16	7,903.96	13/16	8,037.35	13/16	8,171.87	13/16	8,307.53
7/8	7,644.63	7/8	7,775.81	7/8	7,908.11	7/8	8,041.53	7/8	8,176.09	7/8	8,311.78
15/16	7,648.70	15/16	7,779.92	15/16	7,912.25	15/16	8,045.71	15/16	8,180.31	15/16	8,316.04
3	7,652.78	5	7,784.03	7	7,916.40	9	8,049.89	11	8,184.52	1	8,320.29
1/16	7,656.87	1/16	7,788.15	1/16	7,920.56	1/16	8,054.09	1/16	8,188.76	1/16	8,324.56
1/8	7,660.96	1/8	7,792.28	1/8	7,924.72	1/8	8,058.29	1/8	8,192.99	1/8	8,328.83
3/16	7,665.06	3/16	7,796.41	3/16	7,928.89	3/16	8,062.49	3/16	8,197.22	3/16	8,333.09
1/4	7,669.15	1/4	7,800.54	1/4	7,933.05	1/4	8,066.69	1/4	8,201.46	1/4	8,337.36
5/16	7,673.24	5/16	7,804.67	5/16	7,937.21	5/16	8,070.89	5/16	8,205.69	5/16	8,341.63
3/8	7,677.33	3/8	7,808.79	3/8	7,941.37	3/8	8,075.08	3/8	8,209.92	3/8	8,345.90
7/16	7,681.43	7/16	7,812.92	7/16	7,945.54	7/16	8,079.28	7/16	8,214.16	7/16	8,350.17
1/2	7,685.52	1/2	7,817.05	1/2	7,949.70	1/2	8,083.48	1/2	8,218.39	1/2	8,354.44
9/16	7,689.61	9/16	7,821.18	9/16	7,953.86	9/16	8,087.68	9/16	8,222.63	9/16	8,358.71
5/8	7,693.71	5/8	7,825.30	5/8	7,958.03	5/8	8,091.88	5/8	8,226.86	5/8	8,362.98
11/16	7,697.80	11/16	7,829.43	11/16	7,962.19	11/16	8,096.07	11/16	8,231.09	11/16	8,367.25
3/4	7,701.89	3/4	7,833.56	3/4	7,966.35	3/4	8,100.27	3/4	8,235.33	3/4	8,371.52
13/16	7,705.98	13/16	7,837.69	13/16	7,970.52	13/16	8,104.47	13/16	8,239.56	13/16	8,375.79
7/8	7,710.08	7/8	7,841.82	7/8	7,974.68	7/8	8,108.67	7/8	8,243.79	7/8	8,380.06
15/16	7,714.17	15/16	7,845.94	15/16	7,978.84	15/16	8,112.87	15/16	8,248.03	15/16	8,384.33

This chart is Certified for Tank: 16 only. No changes are permissible without the written consent of GAUGE POINT CALIBRATION.

For calibration specification information, see certificate on page 1.

Tank No: 16
GAUGE POINT CALIBRATION
1-800-205-TANK

Red Hill, Pearl Harbor, Hawaii

Issue Date: 06/12/06

Capacities given in barrels of 42 U.S. gallons.

Gauge Height: 256'-07 1/2"

in/in	18 FT	in/in	18 FT	in/in	18 FT	in/in	18 FT	in/in	18 FT	in/in	19 FT
2	8,388.60	4	8,526.07	6	8,664.70	8	8,804.48	10	8,945.42	0	9,087.51
1/16	8,392.88	1/16	8,530.40	1/16	8,669.06	1/16	8,808.87	1/16	8,949.85	1/16	9,091.98
1/8	8,397.17	1/8	8,534.72	1/8	8,673.42	1/8	8,813.27	1/8	8,954.28	1/8	9,096.45
3/16	8,401.46	3/16	8,539.04	3/16	8,677.78	3/16	8,817.66	3/16	8,958.71	3/16	9,100.92
1/4	8,405.75	1/4	8,543.37	1/4	8,682.14	1/4	8,822.06	1/4	8,963.14	1/4	9,105.39
5/16	8,410.03	5/16	8,547.69	5/16	8,686.50	5/16	8,826.46	5/16	8,967.57	5/16	9,109.85
3/8	8,414.32	3/8	8,552.01	3/8	8,690.85	3/8	8,830.85	3/8	8,972.00	3/8	9,114.32
7/16	8,418.61	7/16	8,556.34	7/16	8,695.21	7/16	8,835.25	7/16	8,976.44	7/16	9,118.79
1/2	8,422.89	1/2	8,560.66	1/2	8,699.57	1/2	8,839.64	1/2	8,980.87	1/2	9,123.26
9/16	8,427.18	9/16	8,564.98	9/16	8,703.93	9/16	8,844.04	9/16	8,985.30	9/16	9,127.73
5/8	8,431.47	5/8	8,569.31	5/8	8,708.29	5/8	8,848.43	5/8	8,989.73	5/8	9,132.19
11/16	8,435.76	11/16	8,573.63	11/16	8,712.65	11/16	8,852.83	11/16	8,994.16	11/16	9,136.66
3/4	8,440.04	3/4	8,577.95	3/4	8,717.01	3/4	8,857.22	3/4	8,998.59	3/4	9,141.13
13/16	8,444.33	13/16	8,582.27	13/16	8,721.37	13/16	8,861.62	13/16	9,003.02	13/16	9,145.60
7/8	8,448.62	7/8	8,586.60	7/8	8,725.73	7/8	8,866.01	7/8	9,007.46	7/8	9,150.07
15/16	8,452.91	15/16	8,590.92	15/16	8,730.09	15/16	8,870.41	15/16	9,011.89	15/16	9,154.53
3	8,457.19	5	8,595.24	7	8,734.45	9	8,874.80	11	9,016.32	1	9,159.00
1/16	8,461.50	1/16	8,599.58	1/16	8,738.82	1/16	8,879.22	1/16	9,020.77	1/16	9,163.49
1/8	8,465.80	1/8	8,603.93	1/8	8,743.20	1/8	8,883.63	1/8	9,025.22	1/8	9,167.97
3/16	8,470.11	3/16	8,608.27	3/16	8,747.58	3/16	8,888.04	3/16	9,029.67	3/16	9,172.46
1/4	8,474.41	1/4	8,612.61	1/4	8,751.95	1/4	8,892.46	1/4	9,034.12	1/4	9,176.95
5/16	8,478.72	5/16	8,616.95	5/16	8,756.33	5/16	8,896.87	5/16	9,038.57	5/16	9,181.43
3/8	8,483.02	3/8	8,621.29	3/8	8,760.71	3/8	8,901.28	3/8	9,043.02	3/8	9,185.92
7/16	8,487.33	7/16	8,625.63	7/16	8,765.09	7/16	8,905.70	7/16	9,047.47	7/16	9,190.40
1/2	8,491.63	1/2	8,629.97	1/2	8,769.46	1/2	8,910.11	1/2	9,051.92	1/2	9,194.89
9/16	8,495.94	9/16	8,634.31	9/16	8,773.84	9/16	8,914.52	9/16	9,056.37	9/16	9,199.38
5/8	8,500.24	5/8	8,638.65	5/8	8,778.22	5/8	8,918.94	5/8	9,060.82	5/8	9,203.86
11/16	8,504.55	11/16	8,643.00	11/16	8,782.59	11/16	8,923.35	11/16	9,065.27	11/16	9,208.35
3/4	8,508.85	3/4	8,647.34	3/4	8,786.97	3/4	8,927.76	3/4	9,069.72	3/4	9,212.84
13/16	8,513.16	13/16	8,651.68	13/16	8,791.35	13/16	8,932.18	13/16	9,074.17	13/16	9,217.32
7/8	8,517.46	7/8	8,656.02	7/8	8,795.72	7/8	8,936.59	7/8	9,078.62	7/8	9,221.81
15/16	8,521.77	15/16	8,660.36	15/16	8,800.10	15/16	8,941.00	15/16	9,083.06	15/16	9,226.29

This chart is Certified for Tank: 16 only. No changes are permissible without the written consent of GAUGE POINT CALIBRATION.

For calibration specification information, see certificate on page 1.

Tank No: 16
GAUGE POINT CALIBRATION
1-800-205-TANK

Red Hill, Pearl Harbor, Hawaii

Issue Date: 06/12/06

Capacities given in barrels of 42 U.S. gallons.

Gauge Height: 256'-07 1/2"

in/in	19 FT	in/in	19 FT	in/in	19 FT	in/in	19 FT	in/in	19 FT	in/in	20 FT
2	9,230.78	4	9,375.22	6	9,520.83	8	9,667.63	10	9,815.61	0	9,964.79
1/16	9,235.28	1/16	9,379.76	1/16	9,525.41	1/16	9,672.24	1/16	9,820.26	1/16	9,969.48
1/8	9,239.79	1/8	9,384.30	1/8	9,529.99	1/8	9,676.86	1/8	9,824.92	1/8	9,974.16
3/16	9,244.29	3/16	9,388.84	3/16	9,534.57	3/16	9,681.48	3/16	9,829.57	3/16	9,978.85
1/4	9,248.80	1/4	9,393.38	1/4	9,539.15	1/4	9,686.09	1/4	9,834.22	1/4	9,983.54
5/16	9,253.30	5/16	9,397.92	5/16	9,543.72	5/16	9,690.71	5/16	9,838.87	5/16	9,988.23
3/8	9,257.81	3/8	9,402.47	3/8	9,548.30	3/8	9,695.32	3/8	9,843.53	3/8	9,992.92
7/16	9,262.31	7/16	9,407.01	7/16	9,552.88	7/16	9,699.94	7/16	9,848.18	7/16	9,997.61
1/2	9,266.82	1/2	9,411.55	1/2	9,557.46	1/2	9,704.55	1/2	9,852.83	1/2	10,002.30
9/16	9,271.32	9/16	9,416.09	9/16	9,562.04	9/16	9,709.17	9/16	9,857.48	9/16	10,006.99
5/8	9,275.83	5/8	9,420.63	5/8	9,566.61	5/8	9,713.78	5/8	9,862.14	5/8	10,011.68
11/16	9,280.33	11/16	9,425.17	11/16	9,571.19	11/16	9,718.40	11/16	9,866.79	11/16	10,016.37
3/4	9,284.83	3/4	9,429.71	3/4	9,575.77	3/4	9,723.01	3/4	9,871.44	3/4	10,021.06
13/16	9,289.34	13/16	9,434.25	13/16	9,580.35	13/16	9,727.63	13/16	9,876.09	13/16	10,025.74
7/8	9,293.84	7/8	9,438.80	7/8	9,584.93	7/8	9,732.24	7/8	9,880.75	7/8	10,030.43
15/16	9,298.35	15/16	9,443.34	15/16	9,589.51	15/16	9,736.86	15/16	9,885.40	15/16	10,035.12
3	9,302.85	5	9,447.88	7	9,594.08	9	9,741.47	11	9,890.05	1	10,039.81
1/16	9,307.38	1/16	9,452.44	1/16	9,598.68	1/16	9,746.11	1/16	9,894.72	1/16	10,044.52
1/8	9,311.90	1/8	9,457.00	1/8	9,603.28	1/8	9,750.74	1/8	9,899.39	1/8	10,049.23
3/16	9,316.42	3/16	9,461.56	3/16	9,607.87	3/16	9,755.37	3/16	9,904.06	3/16	10,053.94
1/4	9,320.94	1/4	9,466.12	1/4	9,612.47	1/4	9,760.01	1/4	9,908.73	1/4	10,058.65
5/16	9,325.47	5/16	9,470.68	5/16	9,617.07	5/16	9,764.64	5/16	9,913.40	5/16	10,063.35
3/8	9,329.99	3/8	9,475.24	3/8	9,621.66	3/8	9,769.27	3/8	9,918.08	3/8	10,068.06
7/16	9,334.51	7/16	9,479.80	7/16	9,626.26	7/16	9,773.91	7/16	9,922.75	7/16	10,072.77
1/2	9,339.04	1/2	9,484.36	1/2	9,630.86	1/2	9,778.54	1/2	9,927.42	1/2	10,077.48
9/16	9,343.56	9/16	9,488.92	9/16	9,635.45	9/16	9,783.18	9/16	9,932.09	9/16	10,082.19
5/8	9,348.08	5/8	9,493.48	5/8	9,640.05	5/8	9,787.81	5/8	9,936.76	5/8	10,086.90
11/16	9,352.60	11/16	9,498.03	11/16	9,644.65	11/16	9,792.44	11/16	9,941.43	11/16	10,091.60
3/4	9,357.13	3/4	9,502.59	3/4	9,649.24	3/4	9,797.08	3/4	9,946.10	3/4	10,096.31
13/16	9,361.65	13/16	9,507.15	13/16	9,653.84	13/16	9,801.71	13/16	9,950.77	13/16	10,101.02
7/8	9,366.17	7/8	9,511.71	7/8	9,658.44	7/8	9,806.34	7/8	9,955.44	7/8	10,105.73
15/16	9,370.70	15/16	9,516.27	15/16	9,663.03	15/16	9,810.98	15/16	9,960.11	15/16	10,110.44

This chart is Certified for Tank: 16 only. No changes are permissible without the written consent of GAUGE POINT CALIBRATION.

For calibration specification information, see certificate on page 1.

Tank No: 16
GAUGE POINT CALIBRATION
1-800-205-TANK

Red Hill, Pearl Harbor, Hawaii

Issue Date: 06/12/06

Capacities given in barrels of 42 U.S. gallons.

Gauge Height: 256'-07 1/2"

in/in	20 FT	in/in	20 FT	in/in	20 FT	in/in	20 FT	in/in	20 FT	in/in	21 FT
2	10,115.15	4	10,266.72	6	10,419.49	8	10,573.48	10	10,728.68	0	10,885.10
1/16	10,119.87	1/16	10,271.48	1/16	10,424.29	1/16	10,578.32	1/16	10,733.56	1/16	10,890.02
1/8	10,124.60	1/8	10,276.25	1/8	10,429.10	1/8	10,583.16	1/8	10,738.44	1/8	10,894.93
3/16	10,129.33	3/16	10,281.01	3/16	10,433.90	3/16	10,588.00	3/16	10,743.31	3/16	10,899.85
1/4	10,134.05	1/4	10,285.78	1/4	10,438.70	1/4	10,592.84	1/4	10,748.19	1/4	10,904.77
5/16	10,138.78	5/16	10,290.54	5/16	10,443.50	5/16	10,597.68	5/16	10,753.07	5/16	10,909.68
3/8	10,143.51	3/8	10,295.31	3/8	10,448.31	3/8	10,602.52	3/8	10,757.95	3/8	10,914.60
7/16	10,148.24	7/16	10,300.07	7/16	10,453.11	7/16	10,607.36	7/16	10,762.83	7/16	10,919.52
1/2	10,152.96	1/2	10,304.83	1/2	10,457.91	1/2	10,612.20	1/2	10,767.71	1/2	10,924.43
9/16	10,157.69	9/16	10,309.60	9/16	10,462.72	9/16	10,617.04	9/16	10,772.59	9/16	10,929.35
5/8	10,162.42	5/8	10,314.36	5/8	10,467.52	5/8	10,621.88	5/8	10,777.46	5/8	10,934.27
11/16	10,167.15	11/16	10,319.13	11/16	10,472.32	11/16	10,626.72	11/16	10,782.34	11/16	10,939.18
3/4	10,171.87	3/4	10,323.89	3/4	10,477.12	3/4	10,631.56	3/4	10,787.22	3/4	10,944.10
13/16	10,176.60	13/16	10,328.66	13/16	10,481.93	13/16	10,636.40	13/16	10,792.10	13/16	10,949.02
7/8	10,181.33	7/8	10,333.42	7/8	10,486.73	7/8	10,641.24	7/8	10,796.98	7/8	10,953.93
15/16	10,186.05	15/16	10,338.19	15/16	10,491.53	15/16	10,646.09	15/16	10,801.86	15/16	10,958.85
3	10,190.78	5	10,342.95	7	10,496.33	9	10,650.93	11	10,806.74	1	10,963.77
1/16	10,195.53	1/16	10,347.74	1/16	10,501.15	1/16	10,655.79	1/16	10,811.63	1/16	10,968.70
1/8	10,200.27	1/8	10,352.52	1/8	10,505.98	1/8	10,660.64	1/8	10,816.53	1/8	10,973.64
3/16	10,205.02	3/16	10,357.30	3/16	10,510.80	3/16	10,665.50	3/16	10,821.43	3/16	10,978.58
1/4	10,209.76	1/4	10,362.09	1/4	10,515.62	1/4	10,670.36	1/4	10,826.33	1/4	10,983.51
5/16	10,214.51	5/16	10,366.87	5/16	10,520.44	5/16	10,675.22	5/16	10,831.22	5/16	10,988.45
3/8	10,219.26	3/8	10,371.66	3/8	10,525.26	3/8	10,680.08	3/8	10,836.12	3/8	10,993.38
7/16	10,224.00	7/16	10,376.44	7/16	10,530.08	7/16	10,684.94	7/16	10,841.02	7/16	10,998.32
1/2	10,228.75	1/2	10,381.22	1/2	10,534.91	1/2	10,689.80	1/2	10,845.92	1/2	11,003.26
9/16	10,233.49	9/16	10,386.01	9/16	10,539.73	9/16	10,694.66	9/16	10,850.81	9/16	11,008.19
5/8	10,238.24	5/8	10,390.79	5/8	10,544.55	5/8	10,699.52	5/8	10,855.71	5/8	11,013.13
11/16	10,242.99	11/16	10,395.57	11/16	10,549.37	11/16	10,704.38	11/16	10,860.61	11/16	11,018.06
3/4	10,247.73	3/4	10,400.36	3/4	10,554.19	3/4	10,709.24	3/4	10,865.51	3/4	11,023.00
13/16	10,252.48	13/16	10,405.14	13/16	10,559.01	13/16	10,714.10	13/16	10,870.41	13/16	11,027.94
7/8	10,257.22	7/8	10,409.92	7/8	10,563.83	7/8	10,718.96	7/8	10,875.30	7/8	11,032.87
15/16	10,261.97	15/16	10,414.71	15/16	10,568.66	15/16	10,723.82	15/16	10,880.20	15/16	11,037.81

This chart is Certified for Tank: 16 only. No changes are permissible without the written consent of GAUGE POINT CALIBRATION.

For calibration specification information, see certificate on page 1.

Tank No: 16
GAUGE POINT CALIBRATION
1-800-205-TANK

Red Hill, Pearl Harbor, Hawaii

Issue Date: 06/12/06

Capacities given in barrels of 42 U.S. gallons.

Gauge Height: 256'-07 1/2"

in/in	21 FT	in/in	21 FT	in/in	21 FT	in/in	21 FT	in/in	21 FT	in/in	22 FT
2	11,042.74	4	11,201.62	6	11,361.73	8	11,523.07	10	11,685.66	0	11,849.50
1/16	11,047.70	1/16	11,206.61	1/16	11,366.76	1/16	11,528.14	1/16	11,690.77	1/16	11,854.65
1/8	11,052.65	1/8	11,211.61	1/8	11,371.79	1/8	11,533.22	1/8	11,695.88	1/8	11,859.80
3/16	11,057.61	3/16	11,216.60	3/16	11,376.82	3/16	11,538.29	3/16	11,700.99	3/16	11,864.95
1/4	11,062.56	1/4	11,221.59	1/4	11,381.86	1/4	11,543.36	1/4	11,706.10	1/4	11,870.10
5/16	11,067.52	5/16	11,226.59	5/16	11,386.89	5/16	11,548.43	5/16	11,711.21	5/16	11,875.25
3/8	11,072.47	3/8	11,231.58	3/8	11,391.92	3/8	11,553.50	3/8	11,716.32	3/8	11,880.40
7/16	11,077.43	7/16	11,236.57	7/16	11,396.95	7/16	11,558.57	7/16	11,721.43	7/16	11,885.55
1/2	11,082.39	1/2	11,241.57	1/2	11,401.99	1/2	11,563.64	1/2	11,726.54	1/2	11,890.70
9/16	11,087.34	9/16	11,246.56	9/16	11,407.02	9/16	11,568.71	9/16	11,731.66	9/16	11,895.85
5/8	11,092.30	5/8	11,251.55	5/8	11,412.05	5/8	11,573.78	5/8	11,736.77	5/8	11,901.00
11/16	11,097.25	11/16	11,256.55	11/16	11,417.08	11/16	11,578.86	11/16	11,741.88	11/16	11,906.14
3/4	11,102.21	3/4	11,261.54	3/4	11,422.11	3/4	11,583.93	3/4	11,746.99	3/4	11,911.29
13/16	11,107.16	13/16	11,266.54	13/16	11,427.15	13/16	11,589.00	13/16	11,752.10	13/16	11,916.44
7/8	11,112.12	7/8	11,271.53	7/8	11,432.18	7/8	11,594.07	7/8	11,757.21	7/8	11,921.59
15/16	11,117.07	15/16	11,276.52	15/16	11,437.21	15/16	11,599.14	15/16	11,762.32	15/16	11,926.74
3	11,122.03	5	11,281.52	7	11,442.24	9	11,604.21	11	11,767.43	1	11,931.89
1/16	11,127.00	1/16	11,286.53	1/16	11,447.30	1/16	11,609.30	1/16	11,772.56	1/16	11,937.06
1/8	11,131.98	1/8	11,291.54	1/8	11,452.35	1/8	11,614.39	1/8	11,777.69	1/8	11,942.23
3/16	11,136.95	3/16	11,296.56	3/16	11,457.40	3/16	11,619.48	3/16	11,782.82	3/16	11,947.40
1/4	11,141.92	1/4	11,301.57	1/4	11,462.45	1/4	11,624.58	1/4	11,787.95	1/4	11,952.57
5/16	11,146.90	5/16	11,306.58	5/16	11,467.50	5/16	11,629.67	5/16	11,793.08	5/16	11,957.74
3/8	11,151.87	3/8	11,311.60	3/8	11,472.55	3/8	11,634.76	3/8	11,798.20	3/8	11,962.90
7/16	11,156.85	7/16	11,316.61	7/16	11,477.61	7/16	11,639.85	7/16	11,803.33	7/16	11,968.07
1/2	11,161.82	1/2	11,321.62	1/2	11,482.66	1/2	11,644.94	1/2	11,808.46	1/2	11,973.24
9/16	11,166.80	9/16	11,326.63	9/16	11,487.71	9/16	11,650.03	9/16	11,813.59	9/16	11,978.41
5/8	11,171.77	5/8	11,331.65	5/8	11,492.76	5/8	11,655.12	5/8	11,818.72	5/8	11,983.58
11/16	11,176.75	11/16	11,336.66	11/16	11,497.81	11/16	11,660.21	11/16	11,823.85	11/16	11,988.75
3/4	11,181.72	3/4	11,341.67	3/4	11,502.87	3/4	11,665.30	3/4	11,828.98	3/4	11,993.92
13/16	11,186.69	13/16	11,346.69	13/16	11,507.92	13/16	11,670.39	13/16	11,834.11	13/16	11,999.09
7/8	11,191.67	7/8	11,351.70	7/8	11,512.97	7/8	11,675.48	7/8	11,839.24	7/8	12,004.26
15/16	11,196.64	15/16	11,356.71	15/16	11,518.02	15/16	11,680.57	15/16	11,844.37	15/16	12,009.43

This chart is Certified for Tank: 16 only. No changes are permissible without the written consent of GAUGE POINT CALIBRATION.

For calibration specification information, see certificate on page 1.

Tank No: 16
GAUGE POINT CALIBRATION
1-800-205-TANK

Red Hill, Pearl Harbor, Hawaii

Issue Date: 06/12/06

Capacities given in barrels of 42 U.S. gallons.

Gauge Height: 256'-07 1/2"

in/in	22 FT	in/in	22 FT	in/in	22 FT	in/in	22 FT	in/in	22 FT	in/in	23 FT
2	12,014.59	4	12,180.94	6	12,348.51	8	12,516.70	10	12,685.39	0	12,854.56
1/16	12,019.78	1/16	12,186.17	1/16	12,353.76	1/16	12,521.97	1/16	12,690.67	1/16	12,859.86
1/8	12,024.97	1/8	12,191.40	1/8	12,359.01	1/8	12,527.24	1/8	12,695.95	1/8	12,865.15
3/16	12,030.16	3/16	12,196.63	3/16	12,364.27	3/16	12,532.51	3/16	12,701.24	3/16	12,870.45
1/4	12,035.35	1/4	12,201.86	1/4	12,369.52	1/4	12,537.77	1/4	12,706.52	1/4	12,875.75
5/16	12,040.54	5/16	12,207.08	5/16	12,374.77	5/16	12,543.04	5/16	12,711.80	5/16	12,881.05
3/8	12,045.73	3/8	12,212.31	3/8	12,380.02	3/8	12,548.31	3/8	12,717.08	3/8	12,886.35
7/16	12,050.91	7/16	12,217.54	7/16	12,385.27	7/16	12,553.58	7/16	12,722.37	7/16	12,891.64
1/2	12,056.10	1/2	12,222.77	1/2	12,390.53	1/2	12,558.85	1/2	12,727.65	1/2	12,896.94
9/16	12,061.29	9/16	12,228.00	9/16	12,395.78	9/16	12,564.11	9/16	12,732.93	9/16	12,902.24
5/8	12,066.48	5/8	12,233.22	5/8	12,401.03	5/8	12,569.38	5/8	12,738.22	5/8	12,907.54
11/16	12,071.67	11/16	12,238.45	11/16	12,406.28	11/16	12,574.65	11/16	12,743.50	11/16	12,912.84
3/4	12,076.86	3/4	12,243.68	3/4	12,411.54	3/4	12,579.92	3/4	12,748.78	3/4	12,918.14
13/16	12,082.05	13/16	12,248.91	13/16	12,416.79	13/16	12,585.18	13/16	12,754.06	13/16	12,923.43
7/8	12,087.23	7/8	12,254.14	7/8	12,422.04	7/8	12,590.45	7/8	12,759.35	7/8	12,928.73
15/16	12,092.42	15/16	12,259.36	15/16	12,427.29	15/16	12,595.72	15/16	12,764.63	15/16	12,934.03
3	12,097.61	5	12,264.59	7	12,432.55	9	12,600.99	11	12,769.91	1	12,939.33
1/16	12,102.82	1/16	12,269.84	1/16	12,437.81	1/16	12,606.26	1/16	12,775.20	1/16	12,944.63
1/8	12,108.03	1/8	12,275.08	1/8	12,443.07	1/8	12,611.54	1/8	12,780.49	1/8	12,949.94
3/16	12,113.24	3/16	12,280.33	3/16	12,448.33	3/16	12,616.81	3/16	12,785.78	3/16	12,955.24
1/4	12,118.44	1/4	12,285.57	1/4	12,453.59	1/4	12,622.09	1/4	12,791.07	1/4	12,960.55
5/16	12,123.65	5/16	12,290.82	5/16	12,458.85	5/16	12,627.36	5/16	12,796.36	5/16	12,965.86
3/8	12,128.86	3/8	12,296.06	3/8	12,464.11	3/8	12,632.64	3/8	12,801.65	3/8	12,971.16
7/16	12,134.07	7/16	12,301.31	7/16	12,469.37	7/16	12,637.91	7/16	12,806.95	7/16	12,976.47
1/2	12,139.28	1/2	12,306.55	1/2	12,474.63	1/2	12,643.19	1/2	12,812.24	1/2	12,981.77
9/16	12,144.49	9/16	12,311.80	9/16	12,479.89	9/16	12,648.46	9/16	12,817.53	9/16	12,987.08
5/8	12,149.69	5/8	12,317.04	5/8	12,485.15	5/8	12,653.74	5/8	12,822.82	5/8	12,992.38
11/16	12,154.90	11/16	12,322.28	11/16	12,490.41	11/16	12,659.01	11/16	12,828.11	11/16	12,997.69
3/4	12,160.11	3/4	12,327.53	3/4	12,495.66	3/4	12,664.29	3/4	12,833.40	3/4	13,003.00
13/16	12,165.32	13/16	12,332.77	13/16	12,500.92	13/16	12,669.56	13/16	12,838.69	13/16	13,008.30
7/8	12,170.53	7/8	12,338.02	7/8	12,506.18	7/8	12,674.84	7/8	12,843.98	7/8	13,013.61
15/16	12,175.74	15/16	12,343.26	15/16	12,511.44	15/16	12,680.11	15/16	12,849.27	15/16	13,018.91

This chart is Certified for Tank: 16 only. No changes are permissible without the written consent of GAUGE POINT CALIBRATION.

For calibration specification information, see certificate on page 1.

Tank No: 16
GAUGE POINT CALIBRATION
1-800-205-TANK

Red Hill, Pearl Harbor, Hawaii

Issue Date: 06/12/06

Capacities given in barrels of 42 U.S. gallons.

Gauge Height: 256'-07 1/2"

in/in	23 FT	in/in	23 FT	in/in	23 FT	in/in	23 FT	in/in	23 FT	in/in	24 FT
2	13,024.22	4	13,194.37	6	13,365.00	8	13,536.13	10	13,707.75	0	13,879.86
1/16	13,029.53	1/16	13,199.69	1/16	13,370.35	1/16	13,541.49	1/16	13,713.13	1/16	13,885.25
1/8	13,034.84	1/8	13,205.02	1/8	13,375.69	1/8	13,546.85	1/8	13,718.50	1/8	13,890.64
3/16	13,040.16	3/16	13,210.35	3/16	13,381.04	3/16	13,552.21	3/16	13,723.87	3/16	13,896.03
1/4	13,045.47	1/4	13,215.68	1/4	13,386.38	1/4	13,557.57	1/4	13,729.25	1/4	13,901.42
5/16	13,050.78	5/16	13,221.01	5/16	13,391.72	5/16	13,562.93	5/16	13,734.62	5/16	13,906.81
3/8	13,056.10	3/8	13,226.34	3/8	13,397.07	3/8	13,568.29	3/8	13,740.00	3/8	13,912.20
7/16	13,061.41	7/16	13,231.67	7/16	13,402.41	7/16	13,573.65	7/16	13,745.37	7/16	13,917.59
1/2	13,066.72	1/2	13,236.99	1/2	13,407.75	1/2	13,579.01	1/2	13,750.75	1/2	13,922.98
9/16	13,072.04	9/16	13,242.32	9/16	13,413.10	9/16	13,584.36	9/16	13,756.12	9/16	13,928.37
5/8	13,077.35	5/8	13,247.65	5/8	13,418.44	5/8	13,589.72	5/8	13,761.50	5/8	13,933.76
11/16	13,082.66	11/16	13,252.98	11/16	13,423.79	11/16	13,595.08	11/16	13,766.87	11/16	13,939.15
3/4	13,087.98	3/4	13,258.31	3/4	13,429.13	3/4	13,600.44	3/4	13,772.25	3/4	13,944.54
13/16	13,093.29	13/16	13,263.64	13/16	13,434.47	13/16	13,605.80	13/16	13,777.62	13/16	13,949.93
7/8	13,098.60	7/8	13,268.97	7/8	13,439.82	7/8	13,611.16	7/8	13,783.00	7/8	13,955.32
15/16	13,103.92	15/16	13,274.29	15/16	13,445.16	15/16	13,616.52	15/16	13,788.37	15/16	13,960.71
3	13,109.23	5	13,279.62	7	13,450.51	9	13,621.88	11	13,793.74	1	13,966.10
1/16	13,114.55	1/16	13,284.96	1/16	13,455.86	1/16	13,627.25	1/16	13,799.13	1/16	13,971.50
1/8	13,119.87	1/8	13,290.30	1/8	13,461.21	1/8	13,632.61	1/8	13,804.51	1/8	13,976.90
3/16	13,125.19	3/16	13,295.63	3/16	13,466.56	3/16	13,637.98	3/16	13,809.89	3/16	13,982.29
1/4	13,130.51	1/4	13,300.97	1/4	13,471.91	1/4	13,643.35	1/4	13,815.27	1/4	13,987.69
5/16	13,135.84	5/16	13,306.30	5/16	13,477.26	5/16	13,648.71	5/16	13,820.66	5/16	13,993.09
3/8	13,141.16	3/8	13,311.64	3/8	13,482.62	3/8	13,654.08	3/8	13,826.04	3/8	13,998.49
7/16	13,146.48	7/16	13,316.98	7/16	13,487.97	7/16	13,659.45	7/16	13,831.42	7/16	14,003.89
1/2	13,151.80	1/2	13,322.31	1/2	13,493.32	1/2	13,664.82	1/2	13,836.80	1/2	14,009.28
9/16	13,157.12	9/16	13,327.65	9/16	13,498.67	9/16	13,670.18	9/16	13,842.19	9/16	14,014.68
5/8	13,162.44	5/8	13,332.99	5/8	13,504.02	5/8	13,675.55	5/8	13,847.57	5/8	14,020.08
11/16	13,167.76	11/16	13,338.32	11/16	13,509.37	11/16	13,680.92	11/16	13,852.95	11/16	14,025.48
3/4	13,173.08	3/4	13,343.66	3/4	13,514.73	3/4	13,686.28	3/4	13,858.33	3/4	14,030.87
13/16	13,178.40	13/16	13,348.99	13/16	13,520.08	13/16	13,691.65	13/16	13,863.71	13/16	14,036.27
7/8	13,183.72	7/8	13,354.33	7/8	13,525.43	7/8	13,697.02	7/8	13,869.10	7/8	14,041.67
15/16	13,189.04	15/16	13,359.67	15/16	13,530.78	15/16	13,702.38	15/16	13,874.48	15/16	14,047.07

This chart is Certified for Tank: 16 only. No changes are permissible without the written consent of GAUGE POINT CALIBRATION.

For calibration specification information, see certificate on page 1.

Tank No: 16
GAUGE POINT CALIBRATION
1-800-205-TANK

Red Hill, Pearl Harbor, Hawaii

Issue Date: 06/12/06

Capacities given in barrels of 42 U.S. gallons.

Gauge Height: 256'-07 1/2"

in/in	24 FT	in/in	24 FT	in/in	24 FT	in/in	24 FT	in/in	24 FT	in/in	25 FT
2	14,052.47	4	14,225.56	6	14,399.15	8	14,573.24	10	14,747.82	0	14,922.89
1/16	14,057.87	1/16	14,230.98	1/16	14,404.59	1/16	14,578.69	1/16	14,753.28	1/16	14,928.38
1/8	14,063.28	1/8	14,236.40	1/8	14,410.02	1/8	14,584.14	1/8	14,758.75	1/8	14,933.86
3/16	14,068.68	3/16	14,241.82	3/16	14,415.46	3/16	14,589.59	3/16	14,764.22	3/16	14,939.34
1/4	14,074.09	1/4	14,247.24	1/4	14,420.90	1/4	14,595.04	1/4	14,769.69	1/4	14,944.82
5/16	14,079.49	5/16	14,252.67	5/16	14,426.33	5/16	14,600.50	5/16	14,775.15	5/16	14,950.31
3/8	14,084.90	3/8	14,258.09	3/8	14,431.77	3/8	14,605.95	3/8	14,780.62	3/8	14,955.79
7/16	14,090.30	7/16	14,263.51	7/16	14,437.21	7/16	14,611.40	7/16	14,786.09	7/16	14,961.27
1/2	14,095.71	1/2	14,268.93	1/2	14,442.64	1/2	14,616.85	1/2	14,791.56	1/2	14,966.76
9/16	14,101.11	9/16	14,274.35	9/16	14,448.08	9/16	14,622.30	9/16	14,797.02	9/16	14,972.24
5/8	14,106.52	5/8	14,279.77	5/8	14,453.51	5/8	14,627.75	5/8	14,802.49	5/8	14,977.72
11/16	14,111.92	11/16	14,285.19	11/16	14,458.95	11/16	14,633.21	11/16	14,807.96	11/16	14,983.20
3/4	14,117.33	3/4	14,290.61	3/4	14,464.39	3/4	14,638.66	3/4	14,813.42	3/4	14,988.69
13/16	14,122.74	13/16	14,296.03	13/16	14,469.82	13/16	14,644.11	13/16	14,818.89	13/16	14,994.17
7/8	14,128.14	7/8	14,301.45	7/8	14,475.26	7/8	14,649.56	7/8	14,824.36	7/8	14,999.65
15/16	14,133.55	15/16	14,306.87	15/16	14,480.70	15/16	14,655.01	15/16	14,829.83	15/16	15,005.14
3	14,138.95	5	14,312.30	7	14,486.13	9	14,660.47	11	14,835.29	1	15,010.62
1/16	14,144.36	1/16	14,317.72	1/16	14,491.58	1/16	14,665.92	1/16	14,840.77	1/16	15,016.11
1/8	14,149.78	1/8	14,323.15	1/8	14,497.02	1/8	14,671.38	1/8	14,846.24	1/8	15,021.60
3/16	14,155.19	3/16	14,328.58	3/16	14,502.46	3/16	14,676.84	3/16	14,851.72	3/16	15,027.09
1/4	14,160.60	1/4	14,334.01	1/4	14,507.91	1/4	14,682.30	1/4	14,857.19	1/4	15,032.58
5/16	14,166.02	5/16	14,339.44	5/16	14,513.35	5/16	14,687.76	5/16	14,862.67	5/16	15,038.07
3/8	14,171.43	3/8	14,344.87	3/8	14,518.80	3/8	14,693.22	3/8	14,868.14	3/8	15,043.56
7/16	14,176.84	7/16	14,350.29	7/16	14,524.24	7/16	14,698.68	7/16	14,873.62	7/16	15,049.05
1/2	14,182.26	1/2	14,355.72	1/2	14,529.68	1/2	14,704.14	1/2	14,879.09	1/2	15,054.54
9/16	14,187.67	9/16	14,361.15	9/16	14,535.13	9/16	14,709.60	9/16	14,884.57	9/16	15,060.03
5/8	14,193.08	5/8	14,366.58	5/8	14,540.57	5/8	14,715.06	5/8	14,890.04	5/8	15,065.52
11/16	14,198.50	11/16	14,372.01	11/16	14,546.02	11/16	14,720.52	11/16	14,895.52	11/16	15,071.01
3/4	14,203.91	3/4	14,377.44	3/4	14,551.46	3/4	14,725.98	3/4	14,900.99	3/4	15,076.50
13/16	14,209.32	13/16	14,382.87	13/16	14,556.90	13/16	14,731.44	13/16	14,906.47	13/16	15,081.99
7/8	14,214.74	7/8	14,388.29	7/8	14,562.35	7/8	14,736.90	7/8	14,911.94	7/8	15,087.49
15/16	14,220.15	15/16	14,393.72	15/16	14,567.79	15/16	14,742.36	15/16	14,917.42	15/16	15,092.98

This chart is Certified for Tank: 16 only. No changes are permissible without the written consent of GAUGE POINT CALIBRATION.

For calibration specification information, see certificate on page 1.

Tank No: 16
GAUGE POINT CALIBRATION
1-800-205-TANK

Red Hill, Pearl Harbor, Hawaii

Issue Date: 06/12/06

Capacities given in barrels of 42 U.S. gallons.

Gauge Height: 256'-07 1/2"

in/in	25 FT	in/in	25 FT	in/in	25 FT	in/in	25 FT	in/in	25 FT	in/in	26 FT
2	15,098.47	4	15,274.54	6	15,451.11	8	15,628.17	10	15,805.74	0	15,983.81
1/16	15,103.96	1/16	15,280.05	1/16	15,456.63	1/16	15,633.72	1/16	15,811.30	1/16	15,989.38
1/8	15,109.46	1/8	15,285.56	1/8	15,462.16	1/8	15,639.26	1/8	15,816.86	1/8	15,994.96
3/16	15,114.96	3/16	15,291.08	3/16	15,467.69	3/16	15,644.81	3/16	15,822.42	3/16	16,000.54
1/4	15,120.46	1/4	15,296.59	1/4	15,473.22	1/4	15,650.35	1/4	15,827.98	1/4	16,006.11
5/16	15,125.96	5/16	15,302.11	5/16	15,478.75	5/16	15,655.90	5/16	15,833.54	5/16	16,011.69
3/8	15,131.46	3/8	15,307.62	3/8	15,484.28	3/8	15,661.44	3/8	15,839.10	3/8	16,017.26
7/16	15,136.95	7/16	15,313.13	7/16	15,489.81	7/16	15,666.99	7/16	15,844.66	7/16	16,022.84
1/2	15,142.45	1/2	15,318.65	1/2	15,495.34	1/2	15,672.53	1/2	15,850.22	1/2	16,028.42
9/16	15,147.95	9/16	15,324.16	9/16	15,500.87	9/16	15,678.08	9/16	15,855.79	9/16	16,033.99
5/8	15,153.45	5/8	15,329.68	5/8	15,506.40	5/8	15,683.62	5/8	15,861.35	5/8	16,039.57
11/16	15,158.95	11/16	15,335.19	11/16	15,511.93	11/16	15,689.17	11/16	15,866.91	11/16	16,045.15
3/4	15,164.45	3/4	15,340.70	3/4	15,517.46	3/4	15,694.71	3/4	15,872.47	3/4	16,050.72
13/16	15,169.94	13/16	15,346.22	13/16	15,522.99	13/16	15,700.26	13/16	15,878.03	13/16	16,056.30
7/8	15,175.44	7/8	15,351.73	7/8	15,528.52	7/8	15,705.80	7/8	15,883.59	7/8	16,061.88
15/16	15,180.94	15/16	15,357.25	15/16	15,534.05	15/16	15,711.35	15/16	15,889.15	15/16	16,067.45
3	15,186.44	5	15,362.76	7	15,539.58	9	15,716.89	11	15,894.71	1	16,073.03
1/16	15,191.95	1/16	15,368.28	1/16	15,545.11	1/16	15,722.45	1/16	15,900.28	1/16	16,078.61
1/8	15,197.45	1/8	15,373.80	1/8	15,550.65	1/8	15,728.00	1/8	15,905.85	1/8	16,084.20
3/16	15,202.96	3/16	15,379.32	3/16	15,556.19	3/16	15,733.55	3/16	15,911.42	3/16	16,089.78
1/4	15,208.46	1/4	15,384.85	1/4	15,561.73	1/4	15,739.10	1/4	15,916.98	1/4	16,095.36
5/16	15,213.97	5/16	15,390.37	5/16	15,567.26	5/16	15,744.66	5/16	15,922.55	5/16	16,100.95
3/8	15,219.48	3/8	15,395.89	3/8	15,572.80	3/8	15,750.21	3/8	15,928.12	3/8	16,106.53
7/16	15,224.98	7/16	15,401.41	7/16	15,578.34	7/16	15,755.76	7/16	15,933.69	7/16	16,112.12
1/2	15,230.49	1/2	15,406.93	1/2	15,583.87	1/2	15,761.32	1/2	15,939.26	1/2	16,117.70
9/16	15,235.99	9/16	15,412.45	9/16	15,589.41	9/16	15,766.87	9/16	15,944.83	9/16	16,123.29
5/8	15,241.50	5/8	15,417.98	5/8	15,594.95	5/8	15,772.42	5/8	15,950.40	5/8	16,128.87
11/16	15,247.01	11/16	15,423.50	11/16	15,600.49	11/16	15,777.98	11/16	15,955.96	11/16	16,134.45
3/4	15,252.51	3/4	15,429.02	3/4	15,606.02	3/4	15,783.53	3/4	15,961.53	3/4	16,140.04
13/16	15,258.02	13/16	15,434.54	13/16	15,611.56	13/16	15,789.08	13/16	15,967.10	13/16	16,145.62
7/8	15,263.52	7/8	15,440.06	7/8	15,617.10	7/8	15,794.63	7/8	15,972.67	7/8	16,151.21
15/16	15,269.03	15/16	15,445.58	15/16	15,622.64	15/16	15,800.19	15/16	15,978.24	15/16	16,156.79

This chart is Certified for Tank: 16 only. No changes are permissible without the written consent of GAUGE POINT CALIBRATION.

For calibration specification information, see certificate on page 1.

Tank No: 16
GAUGE POINT CALIBRATION
1-800-205-TANK

Red Hill, Pearl Harbor, Hawaii

Issue Date: 06/12/06

Capacities given in barrels of 42 U.S. gallons.

Gauge Height: 256'-07 1/2"

in/in	26 FT	in/in	26 FT	in/in	26 FT	in/in	26 FT	in/in	26 FT	in/in	27 FT
2	16,162.37	4	16,341.44	6	16,521.02	8	16,701.09	10	16,881.67	0	17,062.75
1/16	16,167.97	1/16	16,347.05	1/16	16,526.64	1/16	16,706.73	1/16	16,887.32	1/16	17,068.42
1/8	16,173.56	1/8	16,352.66	1/8	16,532.26	1/8	16,712.37	1/8	16,892.98	1/8	17,074.09
3/16	16,179.15	3/16	16,358.27	3/16	16,537.89	3/16	16,718.01	3/16	16,898.63	3/16	17,079.76
1/4	16,184.74	1/4	16,363.87	1/4	16,543.51	1/4	16,723.65	1/4	16,904.29	1/4	17,085.43
5/16	16,190.33	5/16	16,369.48	5/16	16,549.13	5/16	16,729.29	5/16	16,909.94	5/16	17,091.11
3/8	16,195.93	3/8	16,375.09	3/8	16,554.76	3/8	16,734.93	3/8	16,915.60	3/8	17,096.78
7/16	16,201.52	7/16	16,380.70	7/16	16,560.38	7/16	16,740.56	7/16	16,921.25	7/16	17,102.45
1/2	16,207.11	1/2	16,386.31	1/2	16,566.00	1/2	16,746.20	1/2	16,926.91	1/2	17,108.12
9/16	16,212.70	9/16	16,391.91	9/16	16,571.63	9/16	16,751.84	9/16	16,932.56	9/16	17,113.79
5/8	16,218.29	5/8	16,397.52	5/8	16,577.25	5/8	16,757.48	5/8	16,938.22	5/8	17,119.46
11/16	16,223.89	11/16	16,403.13	11/16	16,582.87	11/16	16,763.12	11/16	16,943.87	11/16	17,125.13
3/4	16,229.48	3/4	16,408.74	3/4	16,588.50	3/4	16,768.76	3/4	16,949.53	3/4	17,130.80
13/16	16,235.07	13/16	16,414.34	13/16	16,594.12	13/16	16,774.40	13/16	16,955.18	13/16	17,136.47
7/8	16,240.66	7/8	16,419.95	7/8	16,599.74	7/8	16,780.04	7/8	16,960.84	7/8	17,142.14
15/16	16,246.25	15/16	16,425.56	15/16	16,605.37	15/16	16,785.68	15/16	16,966.49	15/16	17,147.81
3	16,251.85	5	16,431.17	7	16,610.99	9	16,791.32	11	16,972.15	1	17,153.48
1/16	16,257.45	1/16	16,436.78	1/16	16,616.62	1/16	16,796.96	1/16	16,977.81	1/16	17,159.16
1/8	16,263.05	1/8	16,442.40	1/8	16,622.25	1/8	16,802.61	1/8	16,983.47	1/8	17,164.84
3/16	16,268.65	3/16	16,448.01	3/16	16,627.88	3/16	16,808.26	3/16	16,989.14	3/16	17,170.52
1/4	16,274.25	1/4	16,453.63	1/4	16,633.52	1/4	16,813.90	1/4	16,994.80	1/4	17,176.20
5/16	16,279.85	5/16	16,459.24	5/16	16,639.15	5/16	16,819.55	5/16	17,000.46	5/16	17,181.88
3/8	16,285.45	3/8	16,464.86	3/8	16,644.78	3/8	16,825.20	3/8	17,006.12	3/8	17,187.55
7/16	16,291.05	7/16	16,470.48	7/16	16,650.41	7/16	16,830.85	7/16	17,011.79	7/16	17,193.23
1/2	16,296.65	1/2	16,476.09	1/2	16,656.04	1/2	16,836.49	1/2	17,017.45	1/2	17,198.91
9/16	16,302.24	9/16	16,481.71	9/16	16,661.67	9/16	16,842.14	9/16	17,023.11	9/16	17,204.59
5/8	16,307.84	5/8	16,487.32	5/8	16,667.30	5/8	16,847.79	5/8	17,028.78	5/8	17,210.27
11/16	16,313.44	11/16	16,492.94	11/16	16,672.93	11/16	16,853.43	11/16	17,034.44	11/16	17,215.95
3/4	16,319.04	3/4	16,498.55	3/4	16,678.57	3/4	16,859.08	3/4	17,040.10	3/4	17,221.63
13/16	16,324.64	13/16	16,504.17	13/16	16,684.20	13/16	16,864.73	13/16	17,045.76	13/16	17,227.30
7/8	16,330.24	7/8	16,509.78	7/8	16,689.83	7/8	16,870.38	7/8	17,051.43	7/8	17,232.98
15/16	16,335.84	15/16	16,515.40	15/16	16,695.46	15/16	16,876.02	15/16	17,057.09	15/16	17,238.66

This chart is Certified for Tank: 16 only. No changes are permissible without the written consent of GAUGE POINT CALIBRATION.

For calibration specification information, see certificate on page 1.

Tank No: 16
GAUGE POINT CALIBRATION
1-800-205-TANK

Red Hill, Pearl Harbor, Hawaii

Issue Date: 06/12/06

Capacities given in barrels of 42 U.S. gallons.

Gauge Height: 256'-07 1/2"

in/in	27 FT	in/in	27 FT	in/in	27 FT	in/in	27 FT	in/in	27 FT	in/in	28 FT
2	17,244.34	4	17,426.43	6	17,609.03	8	17,792.14	10	17,975.76	0	18,159.88
1/16	17,250.03	1/16	17,432.14	1/16	17,614.75	1/16	17,797.88	1/16	17,981.51	1/16	18,165.65
1/8	17,255.71	1/8	17,437.84	1/8	17,620.47	1/8	17,803.61	1/8	17,987.26	1/8	18,171.41
3/16	17,261.40	3/16	17,443.54	3/16	17,626.19	3/16	17,809.34	3/16	17,993.01	3/16	18,177.18
1/4	17,267.09	1/4	17,449.24	1/4	17,631.91	1/4	17,815.08	1/4	17,998.76	1/4	18,182.95
5/16	17,272.77	5/16	17,454.95	5/16	17,637.63	5/16	17,820.81	5/16	18,004.51	5/16	18,188.71
3/8	17,278.46	3/8	17,460.65	3/8	17,643.34	3/8	17,826.55	3/8	18,010.26	3/8	18,194.48
7/16	17,284.15	7/16	17,466.35	7/16	17,649.06	7/16	17,832.28	7/16	18,016.01	7/16	18,200.24
1/2	17,289.83	1/2	17,472.05	1/2	17,654.78	1/2	17,838.01	1/2	18,021.76	1/2	18,206.01
9/16	17,295.52	9/16	17,477.76	9/16	17,660.50	9/16	17,843.75	9/16	18,027.51	9/16	18,211.78
5/8	17,301.21	5/8	17,483.46	5/8	17,666.22	5/8	17,849.48	5/8	18,033.26	5/8	18,217.54
11/16	17,306.89	11/16	17,489.16	11/16	17,671.93	11/16	17,855.22	11/16	18,039.01	11/16	18,223.31
3/4	17,312.58	3/4	17,494.86	3/4	17,677.65	3/4	17,860.95	3/4	18,044.76	3/4	18,229.07
13/16	17,318.26	13/16	17,500.56	13/16	17,683.37	13/16	17,866.69	13/16	18,050.51	13/16	18,234.84
7/8	17,323.95	7/8	17,506.27	7/8	17,689.09	7/8	17,872.42	7/8	18,056.26	7/8	18,240.60
15/16	17,329.64	15/16	17,511.97	15/16	17,694.81	15/16	17,878.15	15/16	18,062.01	15/16	18,246.37
3	17,335.32	5	17,517.67	7	17,700.53	9	17,883.89	11	18,067.76	1	18,252.14
1/16	17,341.02	1/16	17,523.38	1/16	17,706.25	1/16	17,889.63	1/16	18,073.51	1/16	18,257.91
1/8	17,346.71	1/8	17,529.09	1/8	17,711.98	1/8	17,895.37	1/8	18,079.27	1/8	18,263.68
3/16	17,352.41	3/16	17,534.80	3/16	17,717.70	3/16	17,901.11	3/16	18,085.03	3/16	18,269.46
1/4	17,358.10	1/4	17,540.51	1/4	17,723.43	1/4	17,906.85	1/4	18,090.79	1/4	18,275.23
5/16	17,363.80	5/16	17,546.22	5/16	17,729.16	5/16	17,912.60	5/16	18,096.55	5/16	18,281.01
3/8	17,369.49	3/8	17,551.93	3/8	17,734.88	3/8	17,918.34	3/8	18,102.30	3/8	18,286.78
7/16	17,375.18	7/16	17,557.64	7/16	17,740.61	7/16	17,924.08	7/16	18,108.06	7/16	18,292.55
1/2	17,380.88	1/2	17,563.35	1/2	17,746.33	1/2	17,929.82	1/2	18,113.82	1/2	18,298.33
9/16	17,386.57	9/16	17,569.06	9/16	17,752.06	9/16	17,935.56	9/16	18,119.58	9/16	18,304.10
5/8	17,392.27	5/8	17,574.77	5/8	17,757.79	5/8	17,941.31	5/8	18,125.34	5/8	18,309.87
11/16	17,397.96	11/16	17,580.48	11/16	17,763.51	11/16	17,947.05	11/16	18,131.09	11/16	18,315.65
3/4	17,403.66	3/4	17,586.19	3/4	17,769.24	3/4	17,952.79	3/4	18,136.85	3/4	18,321.42
13/16	17,409.35	13/16	17,591.90	13/16	17,774.96	13/16	17,958.53	13/16	18,142.61	13/16	18,327.20
7/8	17,415.05	7/8	17,597.61	7/8	17,780.69	7/8	17,964.27	7/8	18,148.37	7/8	18,332.97
15/16	17,420.74	15/16	17,603.32	15/16	17,786.42	15/16	17,970.02	15/16	18,154.13	15/16	18,338.74

This chart is Certified for Tank: 16 only. No changes are permissible without the written consent of GAUGE POINT CALIBRATION.

For calibration specification information, see certificate on page 1.

Tank No: 16
GAUGE POINT CALIBRATION
1-800-205-TANK

Red Hill, Pearl Harbor, Hawaii

Issue Date: 06/12/06

Capacities given in barrels of 42 U.S. gallons.

Gauge Height: 256'-07 1/2"

in/in	28 FT	in/in	28 FT	in/in	28 FT	in/in	28 FT	in/in	28 FT	in/in	29 FT
2	18,344.52	4	18,529.66	6	18,715.32	8	18,901.48	10	19,088.16	0	19,275.35
1/16	18,350.30	1/16	18,535.46	1/16	18,721.13	1/16	18,907.31	1/16	19,094.01	1/16	19,281.21
1/8	18,356.08	1/8	18,541.26	1/8	18,726.94	1/8	18,913.14	1/8	19,099.85	1/8	19,287.07
3/16	18,361.86	3/16	18,547.05	3/16	18,732.76	3/16	18,918.97	3/16	19,105.70	3/16	19,292.94
1/4	18,367.64	1/4	18,552.85	1/4	18,738.57	1/4	18,924.80	1/4	19,111.54	1/4	19,298.80
5/16	18,373.43	5/16	18,558.65	5/16	18,744.38	5/16	18,930.63	5/16	19,117.39	5/16	19,304.66
3/8	18,379.21	3/8	18,564.45	3/8	18,750.20	3/8	18,936.46	3/8	19,123.23	3/8	19,310.52
7/16	18,384.99	7/16	18,570.24	7/16	18,756.01	7/16	18,942.29	7/16	19,129.08	7/16	19,316.38
1/2	18,390.77	1/2	18,576.04	1/2	18,761.82	1/2	18,948.12	1/2	19,134.93	1/2	19,322.24
9/16	18,396.55	9/16	18,581.84	9/16	18,767.64	9/16	18,953.95	9/16	19,140.77	9/16	19,328.11
5/8	18,402.33	5/8	18,587.64	5/8	18,773.45	5/8	18,959.78	5/8	19,146.62	5/8	19,333.97
11/16	18,408.12	11/16	18,593.44	11/16	18,779.27	11/16	18,965.61	11/16	19,152.46	11/16	19,339.83
3/4	18,413.90	3/4	18,599.23	3/4	18,785.08	3/4	18,971.44	3/4	19,158.31	3/4	19,345.69
13/16	18,419.68	13/16	18,605.03	13/16	18,790.89	13/16	18,977.27	13/16	19,164.15	13/16	19,351.55
7/8	18,425.46	7/8	18,610.83	7/8	18,796.71	7/8	18,983.10	7/8	19,170.00	7/8	19,357.42
15/16	18,431.24	15/16	18,616.63	15/16	18,802.52	15/16	18,988.93	15/16	19,175.85	15/16	19,363.28
3	18,437.02	5	18,622.42	7	18,808.33	9	18,994.76	11	19,181.69	1	19,369.14
1/16	18,442.81	1/16	18,628.23	1/16	18,814.16	1/16	19,000.59	1/16	19,187.54	1/16	19,375.01
1/8	18,448.60	1/8	18,634.04	1/8	18,819.98	1/8	19,006.43	1/8	19,193.40	1/8	19,380.88
3/16	18,454.39	3/16	18,639.84	3/16	18,825.80	3/16	19,012.27	3/16	19,199.25	3/16	19,386.75
1/4	18,460.18	1/4	18,645.65	1/4	18,831.62	1/4	19,018.11	1/4	19,205.11	1/4	19,392.62
5/16	18,465.97	5/16	18,651.45	5/16	18,837.44	5/16	19,023.94	5/16	19,210.96	5/16	19,398.49
3/8	18,471.76	3/8	18,657.26	3/8	18,843.26	3/8	19,029.78	3/8	19,216.81	3/8	19,404.36
7/16	18,477.55	7/16	18,663.06	7/16	18,849.09	7/16	19,035.62	7/16	19,222.67	7/16	19,410.23
1/2	18,483.34	1/2	18,668.87	1/2	18,854.91	1/2	19,041.46	1/2	19,228.52	1/2	19,416.10
9/16	18,489.13	9/16	18,674.68	9/16	18,860.73	9/16	19,047.30	9/16	19,234.37	9/16	19,421.97
5/8	18,494.92	5/8	18,680.48	5/8	18,866.55	5/8	19,053.13	5/8	19,240.23	5/8	19,427.84
11/16	18,500.71	11/16	18,686.29	11/16	18,872.37	11/16	19,058.97	11/16	19,246.08	11/16	19,433.71
3/4	18,506.50	3/4	18,692.09	3/4	18,878.19	3/4	19,064.81	3/4	19,251.94	3/4	19,439.58
13/16	18,512.29	13/16	18,697.90	13/16	18,884.02	13/16	19,070.65	13/16	19,257.79	13/16	19,445.45
7/8	18,518.08	7/8	18,703.70	7/8	18,889.84	7/8	19,076.48	7/8	19,263.64	7/8	19,451.32
15/16	18,523.87	15/16	18,709.51	15/16	18,895.66	15/16	19,082.32	15/16	19,269.50	15/16	19,457.19

This chart is Certified for Tank: 16 only. No changes are permissible without the written consent of GAUGE POINT CALIBRATION.

For calibration specification information, see certificate on page 1.

Tank No: 16
GAUGE POINT CALIBRATION
1-800-205-TANK

Red Hill, Pearl Harbor, Hawaii

Issue Date: 06/12/06

Capacities given in barrels of 42 U.S. gallons.

Gauge Height: 256'-07 1/2"

in/in	29 FT	in/in	29 FT	in/in	29 FT	in/in	29 FT	in/in	29 FT	in/in	30 FT
2	19,463.06	4	19,651.27	6	19,840.01	8	20,029.26	10	20,219.02	0	20,409.31
1/16	19,468.93	1/16	19,657.17	1/16	19,845.92	1/16	20,035.18	1/16	20,224.97	1/16	20,415.27
1/8	19,474.81	1/8	19,663.06	1/8	19,851.83	1/8	20,041.11	1/8	20,230.91	1/8	20,421.22
3/16	19,480.69	3/16	19,668.96	3/16	19,857.74	3/16	20,047.04	3/16	20,236.85	3/16	20,427.18
1/4	19,486.57	1/4	19,674.85	1/4	19,863.65	1/4	20,052.96	1/4	20,242.79	1/4	20,433.14
5/16	19,492.44	5/16	19,680.74	5/16	19,869.56	5/16	20,058.89	5/16	20,248.74	5/16	20,439.10
3/8	19,498.32	3/8	19,686.64	3/8	19,875.47	3/8	20,064.81	3/8	20,254.68	3/8	20,445.05
7/16	19,504.20	7/16	19,692.53	7/16	19,881.38	7/16	20,070.74	7/16	20,260.62	7/16	20,451.01
1/2	19,510.08	1/2	19,698.43	1/2	19,887.29	1/2	20,076.67	1/2	20,266.56	1/2	20,456.97
9/16	19,515.96	9/16	19,704.32	9/16	19,893.20	9/16	20,082.59	9/16	20,272.50	9/16	20,462.93
5/8	19,521.83	5/8	19,710.21	5/8	19,899.11	5/8	20,088.52	5/8	20,278.45	5/8	20,468.89
11/16	19,527.71	11/16	19,716.11	11/16	19,905.02	11/16	20,094.45	11/16	20,284.39	11/16	20,474.84
3/4	19,533.59	3/4	19,722.00	3/4	19,910.93	3/4	20,100.37	3/4	20,290.33	3/4	20,480.80
13/16	19,539.47	13/16	19,727.90	13/16	19,916.84	13/16	20,106.30	13/16	20,296.27	13/16	20,486.76
7/8	19,545.34	7/8	19,733.79	7/8	19,922.75	7/8	20,112.22	7/8	20,302.22	7/8	20,492.72
15/16	19,551.22	15/16	19,739.68	15/16	19,928.66	15/16	20,118.15	15/16	20,308.16	15/16	20,498.68
3	19,557.10	5	19,745.58	7	19,934.57	9	20,124.08	11	20,314.10	1	20,504.63
1/16	19,562.99	1/16	19,751.48	1/16	19,940.49	1/16	20,130.01	1/16	20,320.05	1/16	20,510.60
1/8	19,568.87	1/8	19,757.38	1/8	19,946.40	1/8	20,135.94	1/8	20,326.00	1/8	20,516.57
3/16	19,574.76	3/16	19,763.28	3/16	19,952.32	3/16	20,141.88	3/16	20,331.95	3/16	20,522.53
1/4	19,580.64	1/4	19,769.18	1/4	19,958.24	1/4	20,147.81	1/4	20,337.90	1/4	20,528.50
5/16	19,586.53	5/16	19,775.09	5/16	19,964.16	5/16	20,153.75	5/16	20,343.85	5/16	20,534.47
3/8	19,592.42	3/8	19,780.99	3/8	19,970.08	3/8	20,159.68	3/8	20,349.80	3/8	20,540.43
7/16	19,598.30	7/16	19,786.89	7/16	19,976.00	7/16	20,165.62	7/16	20,355.75	7/16	20,546.40
1/2	19,604.19	1/2	19,792.79	1/2	19,981.91	1/2	20,171.55	1/2	20,361.70	1/2	20,552.37
9/16	19,610.07	9/16	19,798.69	9/16	19,987.83	9/16	20,177.48	9/16	20,367.65	9/16	20,558.33
5/8	19,615.96	5/8	19,804.60	5/8	19,993.75	5/8	20,183.42	5/8	20,373.60	5/8	20,564.30
11/16	19,621.84	11/16	19,810.50	11/16	19,999.67	11/16	20,189.35	11/16	20,379.56	11/16	20,570.27
3/4	19,627.73	3/4	19,816.40	3/4	20,005.59	3/4	20,195.29	3/4	20,385.51	3/4	20,576.23
13/16	19,633.62	13/16	19,822.30	13/16	20,011.50	13/16	20,201.22	13/16	20,391.46	13/16	20,582.20
7/8	19,639.50	7/8	19,828.20	7/8	20,017.42	7/8	20,207.16	7/8	20,397.41	7/8	20,588.17
15/16	19,645.39	15/16	19,834.11	15/16	20,023.34	15/16	20,213.09	15/16	20,403.36	15/16	20,594.13

This chart is Certified for Tank: 16 only. No changes are permissible without the written consent of GAUGE POINT CALIBRATION.

For calibration specification information, see certificate on page 1.

Tank No: 16
GAUGE POINT CALIBRATION
1-800-205-TANK

Red Hill, Pearl Harbor, Hawaii

Issue Date: 06/12/06

Capacities given in barrels of 42 U.S. gallons.

Gauge Height: 256'-07 1/2"

in/in	30 FT	in/in	30 FT	in/in	30 FT	in/in	30 FT	in/in	30 FT	in/in	31 FT
2	20,600.10	4	20,791.42	6	20,983.26	8	21,175.62	10	21,368.49	0	21,561.90
1/16	20,606.07	1/16	20,797.41	1/16	20,989.26	1/16	21,181.64	1/16	21,374.53	1/16	21,567.95
1/8	20,612.05	1/8	20,803.40	1/8	20,995.27	1/8	21,187.66	1/8	21,380.57	1/8	21,574.01
3/16	20,618.02	3/16	20,809.39	3/16	21,001.28	3/16	21,193.69	3/16	21,386.61	3/16	21,580.06
1/4	20,624.00	1/4	20,815.38	1/4	21,007.29	1/4	21,199.71	1/4	21,392.65	1/4	21,586.12
5/16	20,629.97	5/16	20,821.37	5/16	21,013.29	5/16	21,205.73	5/16	21,398.69	5/16	21,592.18
3/8	20,635.95	3/8	20,827.36	3/8	21,019.30	3/8	21,211.76	3/8	21,404.73	3/8	21,598.23
7/16	20,641.92	7/16	20,833.35	7/16	21,025.31	7/16	21,217.78	7/16	21,410.77	7/16	21,604.29
1/2	20,647.90	1/2	20,839.35	1/2	21,031.31	1/2	21,223.80	1/2	21,416.81	1/2	21,610.34
9/16	20,653.87	9/16	20,845.34	9/16	21,037.32	9/16	21,229.83	9/16	21,422.85	9/16	21,616.40
5/8	20,659.85	5/8	20,851.33	5/8	21,043.33	5/8	21,235.85	5/8	21,428.89	5/8	21,622.46
11/16	20,665.82	11/16	20,857.32	11/16	21,049.34	11/16	21,241.87	11/16	21,434.93	11/16	21,628.51
3/4	20,671.79	3/4	20,863.31	3/4	21,055.34	3/4	21,247.90	3/4	21,440.97	3/4	21,634.57
13/16	20,677.77	13/16	20,869.30	13/16	21,061.35	13/16	21,253.92	13/16	21,447.01	13/16	21,640.62
7/8	20,683.74	7/8	20,875.29	7/8	21,067.36	7/8	21,259.94	7/8	21,453.05	7/8	21,646.68
15/16	20,689.72	15/16	20,881.28	15/16	21,073.36	15/16	21,265.97	15/16	21,459.09	15/16	21,652.74
3	20,695.69	5	20,887.27	7	21,079.37	9	21,271.99	11	21,465.13	1	21,658.79
1/16	20,701.68	1/16	20,893.27	1/16	21,085.39	1/16	21,278.02	1/16	21,471.18	1/16	21,664.86
1/8	20,707.66	1/8	20,899.27	1/8	21,091.40	1/8	21,284.05	1/8	21,477.23	1/8	21,670.92
3/16	20,713.64	3/16	20,905.27	3/16	21,097.42	3/16	21,290.08	3/16	21,483.27	3/16	21,676.98
1/4	20,719.62	1/4	20,911.27	1/4	21,103.43	1/4	21,296.12	1/4	21,489.32	1/4	21,683.05
5/16	20,725.61	5/16	20,917.27	5/16	21,109.45	5/16	21,302.15	5/16	21,495.37	5/16	21,689.11
3/8	20,731.59	3/8	20,923.27	3/8	21,115.46	3/8	21,308.18	3/8	21,501.42	3/8	21,695.18
7/16	20,737.57	7/16	20,929.27	7/16	21,121.48	7/16	21,314.21	7/16	21,507.46	7/16	21,701.24
1/2	20,743.56	1/2	20,935.26	1/2	21,127.49	1/2	21,320.24	1/2	21,513.51	1/2	21,707.30
9/16	20,749.54	9/16	20,941.26	9/16	21,133.51	9/16	21,326.27	9/16	21,519.56	9/16	21,713.37
5/8	20,755.52	5/8	20,947.26	5/8	21,139.52	5/8	21,332.31	5/8	21,525.61	5/8	21,719.43
11/16	20,761.50	11/16	20,953.26	11/16	21,145.54	11/16	21,338.34	11/16	21,531.66	11/16	21,725.50
3/4	20,767.49	3/4	20,959.26	3/4	21,151.55	3/4	21,344.37	3/4	21,537.70	3/4	21,731.56
13/16	20,773.47	13/16	20,965.26	13/16	21,157.57	13/16	21,350.40	13/16	21,543.75	13/16	21,737.63
7/8	20,779.45	7/8	20,971.26	7/8	21,163.59	7/8	21,356.43	7/8	21,549.80	7/8	21,743.69
15/16	20,785.44	15/16	20,977.26	15/16	21,169.60	15/16	21,362.46	15/16	21,555.85	15/16	21,749.75

This chart is Certified for Tank: 16 only. No changes are permissible without the written consent of GAUGE POINT CALIBRATION.

For calibration specification information, see certificate on page 1.

Tank No: 16
GAUGE POINT CALIBRATION
1-800-205-TANK

Red Hill, Pearl Harbor, Hawaii

Issue Date: 06/12/06

Capacities given in barrels of 42 U.S. gallons.

Gauge Height: 256'-07 1/2"

in/in	31 FT	in/in	31 FT	in/in	31 FT	in/in	31 FT	in/in	31 FT	in/in	32 FT
2	21,755.82	4	21,950.26	6	22,145.23	8	22,340.72	10	22,536.74	0	22,733.29
1/16	21,761.89	1/16	21,956.35	1/16	22,151.34	1/16	22,346.85	1/16	22,542.88	1/16	22,739.44
1/8	21,767.96	1/8	21,962.44	1/8	22,157.44	1/8	22,352.97	1/8	22,549.02	1/8	22,745.59
3/16	21,774.03	3/16	21,968.53	3/16	22,163.55	3/16	22,359.09	3/16	22,555.16	3/16	22,751.75
1/4	21,780.11	1/4	21,974.62	1/4	22,169.65	1/4	22,365.21	1/4	22,561.29	1/4	22,757.90
5/16	21,786.18	5/16	21,980.71	5/16	22,175.76	5/16	22,371.33	5/16	22,567.43	5/16	22,764.06
3/8	21,792.25	3/8	21,986.80	3/8	22,181.86	3/8	22,377.45	3/8	22,573.57	3/8	22,770.21
7/16	21,798.32	7/16	21,992.88	7/16	22,187.97	7/16	22,383.57	7/16	22,579.71	7/16	22,776.37
1/2	21,804.40	1/2	21,998.97	1/2	22,194.07	1/2	22,389.70	1/2	22,585.85	1/2	22,782.52
9/16	21,810.47	9/16	22,005.06	9/16	22,200.18	9/16	22,395.82	9/16	22,591.98	9/16	22,788.67
5/8	21,816.54	5/8	22,011.15	5/8	22,206.28	5/8	22,401.94	5/8	22,598.12	5/8	22,794.83
11/16	21,822.61	11/16	22,017.24	11/16	22,212.39	11/16	22,408.06	11/16	22,604.26	11/16	22,800.98
3/4	21,828.69	3/4	22,023.33	3/4	22,218.49	3/4	22,414.18	3/4	22,610.40	3/4	22,807.14
13/16	21,834.76	13/16	22,029.42	13/16	22,224.60	13/16	22,420.30	13/16	22,616.53	13/16	22,813.29
7/8	21,840.83	7/8	22,035.50	7/8	22,230.70	7/8	22,426.43	7/8	22,622.67	7/8	22,819.45
15/16	21,846.90	15/16	22,041.59	15/16	22,236.81	15/16	22,432.55	15/16	22,628.81	15/16	22,825.60
3	21,852.98	5	22,047.68	7	22,242.91	9	22,438.67	11	22,634.95	1	22,831.75
1/16	21,859.06	1/16	22,053.78	1/16	22,249.03	1/16	22,444.80	1/16	22,641.09	1/16	22,837.92
1/8	21,865.14	1/8	22,059.88	1/8	22,255.14	1/8	22,450.93	1/8	22,647.24	1/8	22,844.08
3/16	21,871.22	3/16	22,065.97	3/16	22,261.25	3/16	22,457.06	3/16	22,653.39	3/16	22,850.24
1/4	21,877.30	1/4	22,072.07	1/4	22,267.37	1/4	22,463.19	1/4	22,659.53	1/4	22,856.40
5/16	21,883.38	5/16	22,078.17	5/16	22,273.48	5/16	22,469.32	5/16	22,665.68	5/16	22,862.57
3/8	21,889.46	3/8	22,084.26	3/8	22,279.59	3/8	22,475.45	3/8	22,671.82	3/8	22,868.73
7/16	21,895.54	7/16	22,090.36	7/16	22,285.71	7/16	22,481.58	7/16	22,677.97	7/16	22,874.89
1/2	21,901.62	1/2	22,096.46	1/2	22,291.82	1/2	22,487.71	1/2	22,684.12	1/2	22,881.05
9/16	21,907.70	9/16	22,102.55	9/16	22,297.93	9/16	22,493.83	9/16	22,690.26	9/16	22,887.22
5/8	21,913.78	5/8	22,108.65	5/8	22,304.05	5/8	22,499.96	5/8	22,696.41	5/8	22,893.38
11/16	21,919.86	11/16	22,114.75	11/16	22,310.16	11/16	22,506.09	11/16	22,702.56	11/16	22,899.54
3/4	21,925.94	3/4	22,120.84	3/4	22,316.27	3/4	22,512.22	3/4	22,708.70	3/4	22,905.70
13/16	21,932.02	13/16	22,126.94	13/16	22,322.38	13/16	22,518.35	13/16	22,714.85	13/16	22,911.87
7/8	21,938.10	7/8	22,133.04	7/8	22,328.50	7/8	22,524.48	7/8	22,720.99	7/8	22,918.03
15/16	21,944.18	15/16	22,139.13	15/16	22,334.61	15/16	22,530.61	15/16	22,727.14	15/16	22,924.19

This chart is Certified for Tank: 16 only. No changes are permissible without the written consent of GAUGE POINT CALIBRATION.

For calibration specification information, see certificate on page 1.

Tank No: 16
GAUGE POINT CALIBRATION
1-800-205-TANK

Red Hill, Pearl Harbor, Hawaii

Issue Date: 06/12/06

Capacities given in barrels of 42 U.S. gallons.

Gauge Height: 256'-07 1/2"

in/in	32 FT	in/in	32 FT	in/in	32 FT	in/in	32 FT	in/in	32 FT	in/in	33 FT
2	22,930.36	4	23,127.95	6	23,326.08	8	23,524.73	10	23,723.91	0	23,923.62
1/16	22,936.53	1/16	23,134.14	1/16	23,332.28	1/16	23,530.95	1/16	23,730.15	1/16	23,929.87
1/8	22,942.70	1/8	23,140.33	1/8	23,338.48	1/8	23,537.17	1/8	23,736.38	1/8	23,936.13
3/16	22,948.87	3/16	23,146.51	3/16	23,344.69	3/16	23,543.39	3/16	23,742.62	3/16	23,942.38
1/4	22,955.04	1/4	23,152.70	1/4	23,350.89	1/4	23,549.61	1/4	23,748.86	1/4	23,948.63
5/16	22,961.21	5/16	23,158.89	5/16	23,357.09	5/16	23,555.83	5/16	23,755.09	5/16	23,954.89
3/8	22,967.38	3/8	23,165.07	3/8	23,363.30	3/8	23,562.05	3/8	23,761.33	3/8	23,961.14
7/16	22,973.55	7/16	23,171.26	7/16	23,369.50	7/16	23,568.27	7/16	23,767.57	7/16	23,967.39
1/2	22,979.72	1/2	23,177.45	1/2	23,375.71	1/2	23,574.49	1/2	23,773.80	1/2	23,973.65
9/16	22,985.89	9/16	23,183.64	9/16	23,381.91	9/16	23,580.71	9/16	23,780.04	9/16	23,979.90
5/8	22,992.06	5/8	23,189.82	5/8	23,388.11	5/8	23,586.93	5/8	23,786.28	5/8	23,986.15
11/16	22,998.23	11/16	23,196.01	11/16	23,394.32	11/16	23,593.15	11/16	23,792.51	11/16	23,992.41
3/4	23,004.40	3/4	23,202.20	3/4	23,400.52	3/4	23,599.37	3/4	23,798.75	3/4	23,998.66
13/16	23,010.57	13/16	23,208.39	13/16	23,406.72	13/16	23,605.59	13/16	23,804.99	13/16	24,004.91
7/8	23,016.75	7/8	23,214.57	7/8	23,412.93	7/8	23,611.81	7/8	23,811.22	7/8	24,011.17
15/16	23,022.92	15/16	23,220.76	15/16	23,419.13	15/16	23,618.03	15/16	23,817.46	15/16	24,017.42
3	23,029.09	5	23,226.95	7	23,425.34	9	23,624.25	11	23,823.70	1	24,023.68
1/16	23,035.27	1/16	23,233.14	1/16	23,431.55	1/16	23,630.48	1/16	23,829.94	1/16	24,029.94
1/8	23,041.45	1/8	23,239.34	1/8	23,437.76	1/8	23,636.71	1/8	23,836.19	1/8	24,036.20
3/16	23,047.62	3/16	23,245.53	3/16	23,443.97	3/16	23,642.94	3/16	23,842.43	3/16	24,042.46
1/4	23,053.80	1/4	23,251.73	1/4	23,450.18	1/4	23,649.17	1/4	23,848.68	1/4	24,048.72
5/16	23,059.98	5/16	23,257.92	5/16	23,456.40	5/16	23,655.40	5/16	23,854.92	5/16	24,054.98
3/8	23,066.16	3/8	23,264.12	3/8	23,462.61	3/8	23,661.62	3/8	23,861.17	3/8	24,061.25
7/16	23,072.34	7/16	23,270.32	7/16	23,468.82	7/16	23,667.85	7/16	23,867.41	7/16	24,067.51
1/2	23,078.52	1/2	23,276.51	1/2	23,475.03	1/2	23,674.08	1/2	23,873.66	1/2	24,073.77
9/16	23,084.70	9/16	23,282.71	9/16	23,481.24	9/16	23,680.31	9/16	23,879.90	9/16	24,080.03
5/8	23,090.88	5/8	23,288.90	5/8	23,487.46	5/8	23,686.54	5/8	23,886.15	5/8	24,086.29
11/16	23,097.06	11/16	23,295.10	11/16	23,493.67	11/16	23,692.77	11/16	23,892.39	11/16	24,092.55
3/4	23,103.24	3/4	23,301.29	3/4	23,499.88	3/4	23,699.00	3/4	23,898.64	3/4	24,098.82
13/16	23,109.41	13/16	23,307.49	13/16	23,506.09	13/16	23,705.22	13/16	23,904.89	13/16	24,105.08
7/8	23,115.59	7/8	23,313.68	7/8	23,512.30	7/8	23,711.45	7/8	23,911.13	7/8	24,111.34
15/16	23,121.77	15/16	23,319.88	15/16	23,518.52	15/16	23,717.68	15/16	23,917.38	15/16	24,117.60

This chart is Certified for Tank: 16 only. No changes are permissible without the written consent of GAUGE POINT CALIBRATION.

For calibration specification information, see certificate on page 1.

Tank No: 16
GAUGE POINT CALIBRATION
1-800-205-TANK

Red Hill, Pearl Harbor, Hawaii

Issue Date: 06/12/06

Capacities given in barrels of 42 U.S. gallons.

Gauge Height: 256'-07 1/2"

in/in	33 FT	in/in	33 FT	in/in	33 FT	in/in	33 FT	in/in	33 FT	in/in	34 FT
2	24,123.86	4	24,324.64	6	24,525.94	8	24,727.78	10	24,930.15	0	25,133.05
1/16	24,130.13	1/16	24,330.92	1/16	24,532.24	1/16	24,734.10	1/16	24,936.48	1/16	25,139.41
1/8	24,136.40	1/8	24,337.21	1/8	24,538.55	1/8	24,740.42	1/8	24,942.82	1/8	25,145.76
3/16	24,142.67	3/16	24,343.49	3/16	24,544.85	3/16	24,746.74	3/16	24,949.16	3/16	25,152.11
1/4	24,148.94	1/4	24,349.78	1/4	24,551.15	1/4	24,753.06	1/4	24,955.49	1/4	25,158.47
5/16	24,155.21	5/16	24,356.07	5/16	24,557.46	5/16	24,759.38	5/16	24,961.83	5/16	25,164.82
3/8	24,161.48	3/8	24,362.35	3/8	24,563.76	3/8	24,765.70	3/8	24,968.17	3/8	25,171.17
7/16	24,167.75	7/16	24,368.64	7/16	24,570.06	7/16	24,772.02	7/16	24,974.50	7/16	25,177.53
1/2	24,174.02	1/2	24,374.93	1/2	24,576.37	1/2	24,778.34	1/2	24,980.84	1/2	25,183.88
9/16	24,180.29	9/16	24,381.21	9/16	24,582.67	9/16	24,784.66	9/16	24,987.18	9/16	25,190.23
5/8	24,186.56	5/8	24,387.50	5/8	24,588.97	5/8	24,790.98	5/8	24,993.51	5/8	25,196.59
11/16	24,192.83	11/16	24,393.79	11/16	24,595.28	11/16	24,797.30	11/16	24,999.85	11/16	25,202.94
3/4	24,199.10	3/4	24,400.07	3/4	24,601.58	3/4	24,803.62	3/4	25,006.19	3/4	25,209.29
13/16	24,205.37	13/16	24,406.36	13/16	24,607.88	13/16	24,809.94	13/16	25,012.52	13/16	25,215.65
7/8	24,211.64	7/8	24,412.65	7/8	24,614.19	7/8	24,816.26	7/8	25,018.86	7/8	25,222.00
15/16	24,217.91	15/16	24,418.93	15/16	24,620.49	15/16	24,822.58	15/16	25,025.20	15/16	25,228.35
3	24,224.18	5	24,425.22	7	24,626.79	9	24,828.90	11	25,031.53	1	25,234.70
1/16	24,230.46	1/16	24,431.52	1/16	24,633.10	1/16	24,835.22	1/16	25,037.88	1/16	25,241.07
1/8	24,236.74	1/8	24,437.81	1/8	24,639.41	1/8	24,841.55	1/8	25,044.22	1/8	25,247.43
3/16	24,243.02	3/16	24,444.11	3/16	24,645.73	3/16	24,847.88	3/16	25,050.57	3/16	25,253.79
1/4	24,249.30	1/4	24,450.40	1/4	24,652.04	1/4	24,854.21	1/4	25,056.91	1/4	25,260.15
5/16	24,255.57	5/16	24,456.70	5/16	24,658.35	5/16	24,860.54	5/16	25,063.26	5/16	25,266.51
3/8	24,261.85	3/8	24,462.99	3/8	24,664.66	3/8	24,866.87	3/8	25,069.60	3/8	25,272.87
7/16	24,268.13	7/16	24,469.29	7/16	24,670.97	7/16	24,873.19	7/16	25,075.95	7/16	25,279.24
1/2	24,274.41	1/2	24,475.58	1/2	24,677.28	1/2	24,879.52	1/2	25,082.29	1/2	25,285.60
9/16	24,280.69	9/16	24,481.88	9/16	24,683.60	9/16	24,885.85	9/16	25,088.64	9/16	25,291.96
5/8	24,286.97	5/8	24,488.17	5/8	24,689.91	5/8	24,892.18	5/8	25,094.98	5/8	25,298.32
11/16	24,293.24	11/16	24,494.47	11/16	24,696.22	11/16	24,898.51	11/16	25,101.33	11/16	25,304.68
3/4	24,299.52	3/4	24,500.76	3/4	24,702.53	3/4	24,904.83	3/4	25,107.67	3/4	25,311.04
13/16	24,305.80	13/16	24,507.06	13/16	24,708.84	13/16	24,911.16	13/16	25,114.02	13/16	25,317.41
7/8	24,312.08	7/8	24,513.35	7/8	24,715.15	7/8	24,917.49	7/8	25,120.36	7/8	25,323.77
15/16	24,318.36	15/16	24,519.64	15/16	24,721.47	15/16	24,923.82	15/16	25,126.71	15/16	25,330.13

This chart is Certified for Tank: 16 only. No changes are permissible without the written consent of GAUGE POINT CALIBRATION.

For calibration specification information, see certificate on page 1.

Tank No: 16
GAUGE POINT CALIBRATION
1-800-205-TANK

Red Hill, Pearl Harbor, Hawaii

Issue Date: 06/12/06

Capacities given in barrels of 42 U.S. gallons.

Gauge Height: 256'-07 1/2"

in/in	34 FT	in/in	34 FT	in/in	34 FT	in/in	34 FT	in/in	34 FT	in/in	35 FT
2	25,336.49	4	25,540.47	6	25,744.98	8	25,950.02	10	26,155.61	0	26,361.73
1/16	25,342.86	1/16	25,546.85	1/16	25,751.38	1/16	25,956.44	1/16	26,162.05	1/16	26,368.19
1/8	25,349.23	1/8	25,553.24	1/8	25,757.78	1/8	25,962.86	1/8	26,168.48	1/8	26,374.64
3/16	25,355.60	3/16	25,559.63	3/16	25,764.19	3/16	25,969.29	3/16	26,174.92	3/16	26,381.09
1/4	25,361.97	1/4	25,566.01	1/4	25,770.59	1/4	25,975.71	1/4	26,181.36	1/4	26,387.55
5/16	25,368.34	5/16	25,572.40	5/16	25,776.99	5/16	25,982.13	5/16	26,187.80	5/16	26,394.00
3/8	25,374.71	3/8	25,578.79	3/8	25,783.40	3/8	25,988.55	3/8	26,194.23	3/8	26,400.46
7/16	25,381.08	7/16	25,585.17	7/16	25,789.80	7/16	25,994.97	7/16	26,200.67	7/16	26,406.91
1/2	25,387.45	1/2	25,591.56	1/2	25,796.21	1/2	26,001.39	1/2	26,207.11	1/2	26,413.36
9/16	25,393.82	9/16	25,597.95	9/16	25,802.61	9/16	26,007.81	9/16	26,213.54	9/16	26,419.82
5/8	25,400.19	5/8	25,604.33	5/8	25,809.01	5/8	26,014.23	5/8	26,219.98	5/8	26,426.27
11/16	25,406.56	11/16	25,610.72	11/16	25,815.42	11/16	26,020.65	11/16	26,226.42	11/16	26,432.73
3/4	25,412.93	3/4	25,617.11	3/4	25,821.82	3/4	26,027.07	3/4	26,232.86	3/4	26,439.18
13/16	25,419.30	13/16	25,623.49	13/16	25,828.22	13/16	26,033.49	13/16	26,239.29	13/16	26,445.63
7/8	25,425.67	7/8	25,629.88	7/8	25,834.63	7/8	26,039.91	7/8	26,245.73	7/8	26,452.09
15/16	25,432.04	15/16	25,636.27	15/16	25,841.03	15/16	26,046.33	15/16	26,252.17	15/16	26,458.54
3	25,438.41	5	25,642.65	7	25,847.43	9	26,052.75	11	26,258.60	1	26,465.00
1/16	25,444.79	1/16	25,649.05	1/16	25,853.85	1/16	26,059.18	1/16	26,265.05	1/16	26,471.46
1/8	25,451.17	1/8	25,655.44	1/8	25,860.26	1/8	26,065.61	1/8	26,271.49	1/8	26,477.92
3/16	25,457.55	3/16	25,661.84	3/16	25,866.67	3/16	26,072.04	3/16	26,277.94	3/16	26,484.38
1/4	25,463.93	1/4	25,668.23	1/4	25,873.08	1/4	26,078.46	1/4	26,284.39	1/4	26,490.85
5/16	25,470.30	5/16	25,674.63	5/16	25,879.49	5/16	26,084.89	5/16	26,290.83	5/16	26,497.31
3/8	25,476.68	3/8	25,681.03	3/8	25,885.90	3/8	26,091.32	3/8	26,297.28	3/8	26,503.77
7/16	25,483.06	7/16	25,687.42	7/16	25,892.32	7/16	26,097.75	7/16	26,303.72	7/16	26,510.23
1/2	25,489.44	1/2	25,693.82	1/2	25,898.73	1/2	26,104.18	1/2	26,310.17	1/2	26,516.70
9/16	25,495.82	9/16	25,700.21	9/16	25,905.14	9/16	26,110.61	9/16	26,316.61	9/16	26,523.16
5/8	25,502.20	5/8	25,706.61	5/8	25,911.55	5/8	26,117.04	5/8	26,323.06	5/8	26,529.62
11/16	25,508.57	11/16	25,713.00	11/16	25,917.96	11/16	26,123.47	11/16	26,329.50	11/16	26,536.08
3/4	25,514.95	3/4	25,719.40	3/4	25,924.38	3/4	26,129.89	3/4	26,335.95	3/4	26,542.55
13/16	25,521.33	13/16	25,725.79	13/16	25,930.79	13/16	26,136.32	13/16	26,342.40	13/16	26,549.01
7/8	25,527.71	7/8	25,732.19	7/8	25,937.20	7/8	26,142.75	7/8	26,348.84	7/8	26,555.47
15/16	25,534.09	15/16	25,738.58	15/16	25,943.61	15/16	26,149.18	15/16	26,355.29	15/16	26,561.93

This chart is Certified for Tank: 16 only. No changes are permissible without the written consent of GAUGE POINT CALIBRATION.

For calibration specification information, see certificate on page 1.

Tank No: 16
GAUGE POINT CALIBRATION
1-800-205-TANK

Red Hill, Pearl Harbor, Hawaii

Issue Date: 06/12/06

Capacities given in barrels of 42 U.S. gallons.

Gauge Height: 256'-07 1/2"

in/in	35 FT	in/in	35 FT	in/in	35 FT	in/in	35 FT	in/in	35 FT	in/in	36 FT
2	26,568.39	4	26,775.60	6	26,983.34	8	27,191.62	10	27,400.45	0	27,609.81
1/16	26,574.87	1/16	26,782.08	1/16	26,989.84	1/16	27,198.14	1/16	27,406.98	1/16	27,616.37
1/8	26,581.34	1/8	26,788.57	1/8	26,996.35	1/8	27,204.66	1/8	27,413.52	1/8	27,622.92
3/16	26,587.81	3/16	26,795.06	3/16	27,002.85	3/16	27,211.19	3/16	27,420.06	3/16	27,629.48
1/4	26,594.28	1/4	26,801.55	1/4	27,009.36	1/4	27,217.71	1/4	27,426.60	1/4	27,636.04
5/16	26,600.75	5/16	26,808.04	5/16	27,015.86	5/16	27,224.23	5/16	27,433.14	5/16	27,642.59
3/8	26,607.22	3/8	26,814.52	3/8	27,022.37	3/8	27,230.75	3/8	27,439.68	3/8	27,649.15
7/16	26,613.69	7/16	26,821.01	7/16	27,028.87	7/16	27,237.27	7/16	27,446.22	7/16	27,655.70
1/2	26,620.16	1/2	26,827.50	1/2	27,035.38	1/2	27,243.79	1/2	27,452.75	1/2	27,662.26
9/16	26,626.63	9/16	26,833.99	9/16	27,041.88	9/16	27,250.32	9/16	27,459.29	9/16	27,668.81
5/8	26,633.10	5/8	26,840.47	5/8	27,048.38	5/8	27,256.84	5/8	27,465.83	5/8	27,675.37
11/16	26,639.57	11/16	26,846.96	11/16	27,054.89	11/16	27,263.36	11/16	27,472.37	11/16	27,681.92
3/4	26,646.04	3/4	26,853.45	3/4	27,061.39	3/4	27,269.88	3/4	27,478.91	3/4	27,688.48
13/16	26,652.52	13/16	26,859.94	13/16	27,067.90	13/16	27,276.40	13/16	27,485.45	13/16	27,695.03
7/8	26,658.99	7/8	26,866.42	7/8	27,074.40	7/8	27,282.92	7/8	27,491.99	7/8	27,701.59
15/16	26,665.46	15/16	26,872.91	15/16	27,080.91	15/16	27,289.44	15/16	27,498.52	15/16	27,708.15
3	26,671.93	5	26,879.40	7	27,087.41	9	27,295.97	11	27,505.06	1	27,714.70
1/16	26,678.41	1/16	26,885.90	1/16	27,093.93	1/16	27,302.50	1/16	27,511.61	1/16	27,721.26
1/8	26,684.89	1/8	26,892.39	1/8	27,100.44	1/8	27,309.03	1/8	27,518.16	1/8	27,727.83
3/16	26,691.37	3/16	26,898.89	3/16	27,106.95	3/16	27,315.56	3/16	27,524.70	3/16	27,734.39
1/4	26,697.85	1/4	26,905.38	1/4	27,113.46	1/4	27,322.09	1/4	27,531.25	1/4	27,740.96
5/16	26,704.32	5/16	26,911.88	5/16	27,119.98	5/16	27,328.62	5/16	27,537.80	5/16	27,747.52
3/8	26,710.80	3/8	26,918.38	3/8	27,126.49	3/8	27,335.15	3/8	27,544.34	3/8	27,754.08
7/16	26,717.28	7/16	26,924.87	7/16	27,133.00	7/16	27,341.68	7/16	27,550.89	7/16	27,760.65
1/2	26,723.76	1/2	26,931.37	1/2	27,139.52	1/2	27,348.21	1/2	27,557.44	1/2	27,767.21
9/16	26,730.24	9/16	26,937.87	9/16	27,146.03	9/16	27,354.74	9/16	27,563.98	9/16	27,773.78
5/8	26,736.72	5/8	26,944.36	5/8	27,152.54	5/8	27,361.27	5/8	27,570.53	5/8	27,780.34
11/16	26,743.20	11/16	26,950.86	11/16	27,159.06	11/16	27,367.80	11/16	27,577.08	11/16	27,786.90
3/4	26,749.68	3/4	26,957.35	3/4	27,165.57	3/4	27,374.33	3/4	27,583.63	3/4	27,793.47
13/16	26,756.16	13/16	26,963.85	13/16	27,172.08	13/16	27,380.86	13/16	27,590.17	13/16	27,800.03
7/8	26,762.64	7/8	26,970.35	7/8	27,178.60	7/8	27,387.39	7/8	27,596.72	7/8	27,806.60
15/16	26,769.12	15/16	26,976.84	15/16	27,185.11	15/16	27,393.92	15/16	27,603.27	15/16	27,813.16

This chart is Certified for Tank: 16 only. No changes are permissible without the written consent of GAUGE POINT CALIBRATION.

For calibration specification information, see certificate on page 1.

Tank No: 16
GAUGE POINT CALIBRATION
1-800-205-TANK

Red Hill, Pearl Harbor, Hawaii

Issue Date: 06/12/06

Capacities given in barrels of 42 U.S. gallons.

Gauge Height: 256'-07 1/2"

in/in	36 FT	in/in	36 FT	in/in	36 FT	in/in	36 FT	in/in	36 FT	in/in	37 FT
2	27,819.72	4	28,030.18	6	28,241.18	8	28,452.72	10	28,664.81	0	28,877.45
1/16	27,826.30	1/16	28,036.77	1/16	28,247.78	1/16	28,459.34	1/16	28,671.45	1/16	28,884.11
1/8	27,832.87	1/8	28,043.36	1/8	28,254.39	1/8	28,465.97	1/8	28,678.09	1/8	28,890.76
3/16	27,839.44	3/16	28,049.95	3/16	28,261.00	3/16	28,472.59	3/16	28,684.73	3/16	28,897.42
1/4	27,846.01	1/4	28,056.54	1/4	28,267.60	1/4	28,479.22	1/4	28,691.37	1/4	28,904.08
5/16	27,852.59	5/16	28,063.13	5/16	28,274.21	5/16	28,485.84	5/16	28,698.01	5/16	28,910.74
3/8	27,859.16	3/8	28,069.71	3/8	28,280.82	3/8	28,492.46	3/8	28,704.65	3/8	28,917.39
7/16	27,865.73	7/16	28,076.30	7/16	28,287.42	7/16	28,499.09	7/16	28,711.30	7/16	28,924.05
1/2	27,872.30	1/2	28,082.89	1/2	28,294.03	1/2	28,505.71	1/2	28,717.94	1/2	28,930.71
9/16	27,878.88	9/16	28,089.48	9/16	28,300.64	9/16	28,512.33	9/16	28,724.58	9/16	28,937.37
5/8	27,885.45	5/8	28,096.07	5/8	28,307.24	5/8	28,518.96	5/8	28,731.22	5/8	28,944.02
11/16	27,892.02	11/16	28,102.66	11/16	28,313.85	11/16	28,525.58	11/16	28,737.86	11/16	28,950.68
3/4	27,898.59	3/4	28,109.25	3/4	28,320.45	3/4	28,532.20	3/4	28,744.50	3/4	28,957.34
13/16	27,905.17	13/16	28,115.84	13/16	28,327.06	13/16	28,538.83	13/16	28,751.14	13/16	28,964.00
7/8	27,911.74	7/8	28,122.43	7/8	28,333.67	7/8	28,545.45	7/8	28,757.78	7/8	28,970.66
15/16	27,918.31	15/16	28,129.02	15/16	28,340.27	15/16	28,552.07	15/16	28,764.42	15/16	28,977.31
3	27,924.88	5	28,135.61	7	28,346.88	9	28,558.70	11	28,771.06	1	28,983.97
1/16	27,931.46	1/16	28,142.21	1/16	28,353.50	1/16	28,565.33	1/16	28,777.71	1/16	28,990.64
1/8	27,938.04	1/8	28,148.81	1/8	28,360.11	1/8	28,571.96	1/8	28,784.36	1/8	28,997.30
3/16	27,944.63	3/16	28,155.40	3/16	28,366.73	3/16	28,578.59	3/16	28,791.01	3/16	29,003.97
1/4	27,951.21	1/4	28,162.00	1/4	28,373.34	1/4	28,585.23	1/4	28,797.66	1/4	29,010.64
5/16	27,957.79	5/16	28,168.60	5/16	28,379.96	5/16	28,591.86	5/16	28,804.31	5/16	29,017.30
3/8	27,964.37	3/8	28,175.20	3/8	28,386.57	3/8	28,598.49	3/8	28,810.96	3/8	29,023.97
7/16	27,970.95	7/16	28,181.80	7/16	28,393.19	7/16	28,605.12	7/16	28,817.60	7/16	29,030.63
1/2	27,977.53	1/2	28,188.39	1/2	28,399.80	1/2	28,611.75	1/2	28,824.25	1/2	29,037.30
9/16	27,984.11	9/16	28,194.99	9/16	28,406.42	9/16	28,618.39	9/16	28,830.90	9/16	29,043.97
5/8	27,990.69	5/8	28,201.59	5/8	28,413.03	5/8	28,625.02	5/8	28,837.55	5/8	29,050.63
11/16	27,997.27	11/16	28,208.19	11/16	28,419.65	11/16	28,631.65	11/16	28,844.20	11/16	29,057.30
3/4	28,003.85	3/4	28,214.79	3/4	28,426.26	3/4	28,638.28	3/4	28,850.85	3/4	29,063.97
13/16	28,010.44	13/16	28,221.38	13/16	28,432.88	13/16	28,644.91	13/16	28,857.50	13/16	29,070.63
7/8	28,017.02	7/8	28,227.98	7/8	28,439.49	7/8	28,651.55	7/8	28,864.15	7/8	29,077.30
15/16	28,023.60	15/16	28,234.58	15/16	28,446.11	15/16	28,658.18	15/16	28,870.80	15/16	29,083.96

This chart is Certified for Tank: 16 only. No changes are permissible without the written consent of GAUGE POINT CALIBRATION.

For calibration specification information, see certificate on page 1.

Tank No: 16
GAUGE POINT CALIBRATION
1-800-205-TANK

Red Hill, Pearl Harbor, Hawaii

Issue Date: 06/12/06

Capacities given in barrels of 42 U.S. gallons.

Gauge Height: 256'-07 1/2"

in/in	37 FT	in/in	37 FT	in/in	37 FT	in/in	37 FT	in/in	37 FT	in/in	38 FT
2	29,090.63	4	29,304.36	6	29,518.64	8	29,733.47	10	29,948.85	0	30,164.79
1/16	29,097.31	1/16	29,311.06	1/16	29,525.35	1/16	29,740.20	1/16	29,955.60	1/16	30,171.55
1/8	29,103.98	1/8	29,317.75	1/8	29,532.06	1/8	29,746.93	1/8	29,962.34	1/8	30,178.31
3/16	29,110.66	3/16	29,324.44	3/16	29,538.77	3/16	29,753.65	3/16	29,969.08	3/16	30,185.07
1/4	29,117.33	1/4	29,331.13	1/4	29,545.48	1/4	29,760.38	1/4	29,975.83	1/4	30,191.83
5/16	29,124.01	5/16	29,337.82	5/16	29,552.19	5/16	29,767.11	5/16	29,982.57	5/16	30,198.59
3/8	29,130.68	3/8	29,344.51	3/8	29,558.90	3/8	29,773.83	3/8	29,989.32	3/8	30,205.35
7/16	29,137.36	7/16	29,351.21	7/16	29,565.61	7/16	29,780.56	7/16	29,996.06	7/16	30,212.11
1/2	29,144.03	1/2	29,357.90	1/2	29,572.32	1/2	29,787.28	1/2	30,002.80	1/2	30,218.87
9/16	29,150.70	9/16	29,364.59	9/16	29,579.03	9/16	29,794.01	9/16	30,009.55	9/16	30,225.63
5/8	29,157.38	5/8	29,371.28	5/8	29,585.74	5/8	29,800.74	5/8	30,016.29	5/8	30,232.39
11/16	29,164.05	11/16	29,377.97	11/16	29,592.44	11/16	29,807.46	11/16	30,023.03	11/16	30,239.15
3/4	29,170.73	3/4	29,384.67	3/4	29,599.15	3/4	29,814.19	3/4	30,029.78	3/4	30,245.91
13/16	29,177.40	13/16	29,391.36	13/16	29,605.86	13/16	29,820.92	13/16	30,036.52	13/16	30,252.68
7/8	29,184.08	7/8	29,398.05	7/8	29,612.57	7/8	29,827.64	7/8	30,043.26	7/8	30,259.44
15/16	29,190.75	15/16	29,404.74	15/16	29,619.28	15/16	29,834.37	15/16	30,050.01	15/16	30,266.20
3	29,197.43	5	29,411.43	7	29,625.99	9	29,841.10	11	30,056.75	1	30,272.96
1/16	29,204.11	1/16	29,418.14	1/16	29,632.71	1/16	29,847.83	1/16	30,063.50	1/16	30,279.73
1/8	29,210.80	1/8	29,424.84	1/8	29,639.43	1/8	29,854.57	1/8	30,070.26	1/8	30,286.50
3/16	29,217.48	3/16	29,431.54	3/16	29,646.14	3/16	29,861.30	3/16	30,077.01	3/16	30,293.27
1/4	29,224.16	1/4	29,438.24	1/4	29,652.86	1/4	29,868.04	1/4	30,083.76	1/4	30,300.04
5/16	29,230.85	5/16	29,444.94	5/16	29,659.58	5/16	29,874.77	5/16	30,090.51	5/16	30,306.80
3/8	29,237.53	3/8	29,451.64	3/8	29,666.30	3/8	29,881.50	3/8	30,097.26	3/8	30,313.57
7/16	29,244.21	7/16	29,458.34	7/16	29,673.01	7/16	29,888.24	7/16	30,104.02	7/16	30,320.34
1/2	29,250.90	1/2	29,465.04	1/2	29,679.73	1/2	29,894.97	1/2	30,110.77	1/2	30,327.11
9/16	29,257.58	9/16	29,471.74	9/16	29,686.45	9/16	29,901.71	9/16	30,117.52	9/16	30,333.88
5/8	29,264.26	5/8	29,478.44	5/8	29,693.17	5/8	29,908.44	5/8	30,124.27	5/8	30,340.65
11/16	29,270.95	11/16	29,485.14	11/16	29,699.89	11/16	29,915.18	11/16	30,131.02	11/16	30,347.42
3/4	29,277.63	3/4	29,491.84	3/4	29,706.60	3/4	29,921.91	3/4	30,137.78	3/4	30,354.19
13/16	29,284.31	13/16	29,498.54	13/16	29,713.32	13/16	29,928.65	13/16	30,144.53	13/16	30,360.96
7/8	29,291.00	7/8	29,505.24	7/8	29,720.04	7/8	29,935.38	7/8	30,151.28	7/8	30,367.73
15/16	29,297.68	15/16	29,511.94	15/16	29,726.76	15/16	29,942.12	15/16	30,158.03	15/16	30,374.50

This chart is Certified for Tank: 16 only. No changes are permissible without the written consent of GAUGE POINT CALIBRATION.

For calibration specification information, see certificate on page 1.

Tank No: 16
GAUGE POINT CALIBRATION
1-800-205-TANK

Red Hill, Pearl Harbor, Hawaii

Issue Date: 06/12/06

Capacities given in barrels of 42 U.S. gallons.

Gauge Height: 256'-07 1/2"

in/in	38 FT	in/in	38 FT	in/in	38 FT	in/in	38 FT	in/in	38 FT	in/in	39 FT
2	30,381.27	4	30,598.30	6	30,815.89	8	31,034.03	10	31,252.73	0	31,471.98
1/16	30,388.05	1/16	30,605.10	1/16	30,822.70	1/16	31,040.86	1/16	31,259.58	1/16	31,478.84
1/8	30,394.82	1/8	30,611.89	1/8	30,829.52	1/8	31,047.69	1/8	31,266.42	1/8	31,485.71
3/16	30,401.60	3/16	30,618.69	3/16	30,836.33	3/16	31,054.52	3/16	31,273.27	3/16	31,492.57
1/4	30,408.38	1/4	30,625.48	1/4	30,843.14	1/4	31,061.35	1/4	31,280.12	1/4	31,499.44
5/16	30,415.16	5/16	30,632.28	5/16	30,849.95	5/16	31,068.18	5/16	31,286.97	5/16	31,506.30
3/8	30,421.94	3/8	30,639.08	3/8	30,856.77	3/8	31,075.01	3/8	31,293.81	3/8	31,513.17
7/16	30,428.71	7/16	30,645.87	7/16	30,863.58	7/16	31,081.84	7/16	31,300.66	7/16	31,520.03
1/2	30,435.49	1/2	30,652.67	1/2	30,870.39	1/2	31,088.67	1/2	31,307.51	1/2	31,526.90
9/16	30,442.27	9/16	30,659.46	9/16	30,877.20	9/16	31,095.50	9/16	31,314.35	9/16	31,533.76
5/8	30,449.05	5/8	30,666.26	5/8	30,884.02	5/8	31,102.33	5/8	31,321.20	5/8	31,540.63
11/16	30,455.83	11/16	30,673.05	11/16	30,890.83	11/16	31,109.16	11/16	31,328.05	11/16	31,547.49
3/4	30,462.60	3/4	30,679.85	3/4	30,897.64	3/4	31,115.99	3/4	31,334.90	3/4	31,554.36
13/16	30,469.38	13/16	30,686.64	13/16	30,904.46	13/16	31,122.82	13/16	31,341.74	13/16	31,561.22
7/8	30,476.16	7/8	30,693.44	7/8	30,911.27	7/8	31,129.65	7/8	31,348.59	7/8	31,568.09
15/16	30,482.94	15/16	30,700.23	15/16	30,918.08	15/16	31,136.48	15/16	31,355.44	15/16	31,574.95
3	30,489.72	5	30,707.03	7	30,924.89	9	31,143.31	11	31,362.29	1	31,581.81
1/16	30,496.50	1/16	30,713.83	1/16	30,931.71	1/16	31,150.15	1/16	31,369.14	1/16	31,588.69
1/8	30,503.29	1/8	30,720.64	1/8	30,938.54	1/8	31,156.99	1/8	31,376.00	1/8	31,595.56
3/16	30,510.08	3/16	30,727.44	3/16	30,945.36	3/16	31,163.83	3/16	31,382.85	3/16	31,602.43
1/4	30,516.86	1/4	30,734.24	1/4	30,952.18	1/4	31,170.67	1/4	31,389.71	1/4	31,609.31
5/16	30,523.65	5/16	30,741.05	5/16	30,959.00	5/16	31,177.50	5/16	31,396.56	5/16	31,616.18
3/8	30,530.44	3/8	30,747.85	3/8	30,965.82	3/8	31,184.34	3/8	31,403.42	3/8	31,623.05
7/16	30,537.22	7/16	30,754.66	7/16	30,972.64	7/16	31,191.18	7/16	31,410.28	7/16	31,629.93
1/2	30,544.01	1/2	30,761.46	1/2	30,979.46	1/2	31,198.02	1/2	31,417.13	1/2	31,636.80
9/16	30,550.80	9/16	30,768.26	9/16	30,986.28	9/16	31,204.86	9/16	31,423.99	9/16	31,643.67
5/8	30,557.58	5/8	30,775.07	5/8	30,993.11	5/8	31,211.70	5/8	31,430.84	5/8	31,650.55
11/16	30,564.37	11/16	30,781.87	11/16	30,999.93	11/16	31,218.54	11/16	31,437.70	11/16	31,657.42
3/4	30,571.16	3/4	30,788.68	3/4	31,006.75	3/4	31,225.37	3/4	31,444.56	3/4	31,664.29
13/16	30,577.94	13/16	30,795.48	13/16	31,013.57	13/16	31,232.21	13/16	31,451.41	13/16	31,671.17
7/8	30,584.73	7/8	30,802.28	7/8	31,020.39	7/8	31,239.05	7/8	31,458.27	7/8	31,678.04
15/16	30,591.52	15/16	30,809.09	15/16	31,027.21	15/16	31,245.89	15/16	31,465.12	15/16	31,684.91

This chart is Certified for Tank: 16 only. No changes are permissible without the written consent of GAUGE POINT CALIBRATION.

For calibration specification information, see certificate on page 1.

Tank No: 16
GAUGE POINT CALIBRATION
1-800-205-TANK

Red Hill, Pearl Harbor, Hawaii

Issue Date: 06/12/06

Capacities given in barrels of 42 U.S. gallons.

Gauge Height: 256'-07 1/2"

in/in	39 FT	in/in	39 FT	in/in	39 FT	in/in	39 FT	in/in	39 FT	in/in	40 FT
2	31,691.79	4	31,912.15	6	32,133.07	8	32,354.55	10	32,576.59	0	32,799.18
1/16	31,698.67	1/16	31,919.05	1/16	32,139.99	1/16	32,361.48	1/16	32,583.54	1/16	32,806.15
1/8	31,705.55	1/8	31,925.95	1/8	32,146.90	1/8	32,368.42	1/8	32,590.49	1/8	32,813.12
3/16	31,712.43	3/16	31,932.85	3/16	32,153.82	3/16	32,375.35	3/16	32,597.44	3/16	32,820.09
1/4	31,719.32	1/4	31,939.75	1/4	32,160.74	1/4	32,382.29	1/4	32,604.39	1/4	32,827.06
5/16	31,726.20	5/16	31,946.65	5/16	32,167.66	5/16	32,389.22	5/16	32,611.35	5/16	32,834.03
3/8	31,733.08	3/8	31,953.55	3/8	32,174.57	3/8	32,396.16	3/8	32,618.30	3/8	32,841.00
7/16	31,739.96	7/16	31,960.45	7/16	32,181.49	7/16	32,403.09	7/16	32,625.25	7/16	32,847.96
1/2	31,746.84	1/2	31,967.35	1/2	32,188.41	1/2	32,410.02	1/2	32,632.20	1/2	32,854.93
9/16	31,753.73	9/16	31,974.25	9/16	32,195.32	9/16	32,416.96	9/16	32,639.15	9/16	32,861.90
5/8	31,760.61	5/8	31,981.14	5/8	32,202.24	5/8	32,423.89	5/8	32,646.10	5/8	32,868.87
11/16	31,767.49	11/16	31,988.04	11/16	32,209.16	11/16	32,430.83	11/16	32,653.06	11/16	32,875.84
3/4	31,774.37	3/4	31,994.94	3/4	32,216.07	3/4	32,437.76	3/4	32,660.01	3/4	32,882.81
13/16	31,781.25	13/16	32,001.84	13/16	32,222.99	13/16	32,444.70	13/16	32,666.96	13/16	32,889.78
7/8	31,788.14	7/8	32,008.74	7/8	32,229.91	7/8	32,451.63	7/8	32,673.91	7/8	32,896.75
15/16	31,795.02	15/16	32,015.64	15/16	32,236.82	15/16	32,458.56	15/16	32,680.86	15/16	32,903.71
3	31,801.90	5	32,022.54	7	32,243.74	9	32,465.50	11	32,687.82	1	32,910.68
1/16	31,808.79	1/16	32,029.45	1/16	32,250.67	1/16	32,472.44	1/16	32,694.78	1/16	32,917.66
1/8	31,815.68	1/8	32,036.36	1/8	32,257.59	1/8	32,479.38	1/8	32,701.74	1/8	32,924.64
3/16	31,822.57	3/16	32,043.27	3/16	32,264.52	3/16	32,486.33	3/16	32,708.70	3/16	32,931.62
1/4	31,829.46	1/4	32,050.17	1/4	32,271.44	1/4	32,493.27	1/4	32,715.66	1/4	32,938.59
5/16	31,836.35	5/16	32,057.08	5/16	32,278.37	5/16	32,500.21	5/16	32,722.62	5/16	32,945.57
3/8	31,843.24	3/8	32,063.99	3/8	32,285.29	3/8	32,507.16	3/8	32,729.58	3/8	32,952.55
7/16	31,850.13	7/16	32,070.90	7/16	32,292.22	7/16	32,514.10	7/16	32,736.54	7/16	32,959.53
1/2	31,857.03	1/2	32,077.81	1/2	32,299.15	1/2	32,521.04	1/2	32,743.50	1/2	32,966.51
9/16	31,863.92	9/16	32,084.71	9/16	32,306.07	9/16	32,527.99	9/16	32,750.46	9/16	32,973.48
5/8	31,870.81	5/8	32,091.62	5/8	32,313.00	5/8	32,534.93	5/8	32,757.42	5/8	32,980.46
11/16	31,877.70	11/16	32,098.53	11/16	32,319.92	11/16	32,541.87	11/16	32,764.38	11/16	32,987.44
3/4	31,884.59	3/4	32,105.44	3/4	32,326.85	3/4	32,548.81	3/4	32,771.34	3/4	32,994.42
13/16	31,891.48	13/16	32,112.35	13/16	32,333.77	13/16	32,555.76	13/16	32,778.30	13/16	33,001.40
7/8	31,898.37	7/8	32,119.26	7/8	32,340.70	7/8	32,562.70	7/8	32,785.26	7/8	33,008.37
15/16	31,905.26	15/16	32,126.16	15/16	32,347.62	15/16	32,569.64	15/16	32,792.22	15/16	33,015.35

This chart is Certified for Tank: 16 only. No changes are permissible without the written consent of GAUGE POINT CALIBRATION.

For calibration specification information, see certificate on page 1.

Tank No: 16
GAUGE POINT CALIBRATION
1-800-205-TANK

Red Hill, Pearl Harbor, Hawaii

Issue Date: 06/12/06

Capacities given in barrels of 42 U.S. gallons.

Gauge Height: 256'-07 1/2"

in/in	40 FT	in/in	40 FT	in/in	40 FT	in/in	40 FT	in/in	40 FT	in/in	41 FT
2	33,022.33	4	33,246.05	6	33,470.33	8	33,695.17	10	33,920.57	0	34,146.54
1/16	33,029.32	1/16	33,253.05	1/16	33,477.35	1/16	33,702.21	1/16	33,927.63	1/16	34,153.61
1/8	33,036.30	1/8	33,260.06	1/8	33,484.37	1/8	33,709.25	1/8	33,934.69	1/8	34,160.69
3/16	33,043.29	3/16	33,267.06	3/16	33,491.39	3/16	33,716.29	3/16	33,941.74	3/16	34,167.76
1/4	33,050.28	1/4	33,274.07	1/4	33,498.41	1/4	33,723.33	1/4	33,948.80	1/4	34,174.84
5/16	33,057.26	5/16	33,281.07	5/16	33,505.44	5/16	33,730.36	5/16	33,955.86	5/16	34,181.91
3/8	33,064.25	3/8	33,288.07	3/8	33,512.46	3/8	33,737.40	3/8	33,962.91	3/8	34,188.99
7/16	33,071.24	7/16	33,295.08	7/16	33,519.48	7/16	33,744.44	7/16	33,969.97	7/16	34,196.06
1/2	33,078.23	1/2	33,302.08	1/2	33,526.50	1/2	33,751.48	1/2	33,977.03	1/2	34,203.14
9/16	33,085.21	9/16	33,309.09	9/16	33,533.52	9/16	33,758.52	9/16	33,984.08	9/16	34,210.21
5/8	33,092.20	5/8	33,316.09	5/8	33,540.55	5/8	33,765.56	5/8	33,991.14	5/8	34,217.29
11/16	33,099.19	11/16	33,323.10	11/16	33,547.57	11/16	33,772.60	11/16	33,998.20	11/16	34,224.36
3/4	33,106.17	3/4	33,330.10	3/4	33,554.59	3/4	33,779.64	3/4	34,005.26	3/4	34,231.43
13/16	33,113.16	13/16	33,337.10	13/16	33,561.61	13/16	33,786.68	13/16	34,012.31	13/16	34,238.51
7/8	33,120.15	7/8	33,344.11	7/8	33,568.63	7/8	33,793.72	7/8	34,019.37	7/8	34,245.58
15/16	33,127.13	15/16	33,351.11	15/16	33,575.65	15/16	33,800.76	15/16	34,026.43	15/16	34,252.66
3	33,134.12	5	33,358.12	7	33,582.68	9	33,807.80	11	34,033.48	1	34,259.73
1/16	33,141.11	1/16	33,365.13	1/16	33,589.71	1/16	33,814.85	1/16	34,040.55	1/16	34,266.81
1/8	33,148.11	1/8	33,372.14	1/8	33,596.74	1/8	33,821.90	1/8	34,047.62	1/8	34,273.89
3/16	33,155.11	3/16	33,379.16	3/16	33,603.77	3/16	33,828.94	3/16	34,054.68	3/16	34,280.97
1/4	33,162.10	1/4	33,386.17	1/4	33,610.80	1/4	33,835.99	1/4	34,061.75	1/4	34,288.06
5/16	33,169.10	5/16	33,393.18	5/16	33,617.83	5/16	33,843.04	5/16	34,068.81	5/16	34,295.14
3/8	33,176.09	3/8	33,400.20	3/8	33,624.86	3/8	33,850.09	3/8	34,075.88	3/8	34,302.22
7/16	33,183.09	7/16	33,407.21	7/16	33,631.89	7/16	33,857.14	7/16	34,082.95	7/16	34,309.30
1/2	33,190.08	1/2	33,414.22	1/2	33,638.92	1/2	33,864.19	1/2	34,090.01	1/2	34,316.38
9/16	33,197.08	9/16	33,421.24	9/16	33,645.95	9/16	33,871.23	9/16	34,097.08	9/16	34,323.46
5/8	33,204.07	5/8	33,428.25	5/8	33,652.98	5/8	33,878.28	5/8	34,104.14	5/8	34,330.54
11/16	33,211.07	11/16	33,435.26	11/16	33,660.01	11/16	33,885.33	11/16	34,111.21	11/16	34,337.62
3/4	33,218.07	3/4	33,442.27	3/4	33,667.04	3/4	33,892.38	3/4	34,118.27	3/4	34,344.70
13/16	33,225.06	13/16	33,449.29	13/16	33,674.08	13/16	33,899.43	13/16	34,125.34	13/16	34,351.78
7/8	33,232.06	7/8	33,456.30	7/8	33,681.11	7/8	33,906.47	7/8	34,132.41	7/8	34,358.86
15/16	33,239.05	15/16	33,463.31	15/16	33,688.14	15/16	33,913.52	15/16	34,139.47	15/16	34,365.94

This chart is Certified for Tank: 16 only. No changes are permissible without the written consent of GAUGE POINT CALIBRATION.

For calibration specification information, see certificate on page 1.

Tank No: 16
GAUGE POINT CALIBRATION
1-800-205-TANK

Red Hill, Pearl Harbor, Hawaii

Issue Date: 06/12/06

Capacities given in barrels of 42 U.S. gallons.

Gauge Height: 256'-07 1/2"

in/in	41 FT	in/in	41 FT	in/in	41 FT	in/in	41 FT	in/in	41 FT	in/in	42 FT
2	34,373.02	4	34,599.68	6	34,826.45	8	35,053.32	10	35,280.31	0	35,507.40
1/16	34,380.10	1/16	34,606.76	1/16	34,833.53	1/16	35,060.41	1/16	35,287.40	1/16	35,514.50
1/8	34,387.19	1/8	34,613.85	1/8	34,840.62	1/8	35,067.51	1/8	35,294.50	1/8	35,521.60
3/16	34,394.27	3/16	34,620.94	3/16	34,847.71	3/16	35,074.60	3/16	35,301.59	3/16	35,528.70
1/4	34,401.35	1/4	34,628.02	1/4	34,854.80	1/4	35,081.69	1/4	35,308.69	1/4	35,535.80
5/16	34,408.43	5/16	34,635.11	5/16	34,861.89	5/16	35,088.78	5/16	35,315.79	5/16	35,542.90
3/8	34,415.51	3/8	34,642.19	3/8	34,868.98	3/8	35,095.88	3/8	35,322.88	3/8	35,550.00
7/16	34,422.60	7/16	34,649.28	7/16	34,876.07	7/16	35,102.97	7/16	35,329.98	7/16	35,557.10
1/2	34,429.68	1/2	34,656.36	1/2	34,883.16	1/2	35,110.06	1/2	35,337.07	1/2	35,564.19
9/16	34,436.76	9/16	34,663.45	9/16	34,890.25	9/16	35,117.15	9/16	35,344.17	9/16	35,571.29
5/8	34,443.84	5/8	34,670.54	5/8	34,897.34	5/8	35,124.25	5/8	35,351.26	5/8	35,578.39
11/16	34,450.93	11/16	34,677.62	11/16	34,904.43	11/16	35,131.34	11/16	35,358.36	11/16	35,585.49
3/4	34,458.01	3/4	34,684.71	3/4	34,911.51	3/4	35,138.43	3/4	35,365.46	3/4	35,592.59
13/16	34,465.09	13/16	34,691.79	13/16	34,918.60	13/16	35,145.52	13/16	35,372.55	13/16	35,599.69
7/8	34,472.17	7/8	34,698.88	7/8	34,925.69	7/8	35,152.62	7/8	35,379.65	7/8	35,606.79
15/16	34,479.25	15/16	34,705.96	15/16	34,932.78	15/16	35,159.71	15/16	35,386.74	15/16	35,613.89
3	34,486.34	5	34,713.05	7	34,939.87	9	35,166.80	11	35,393.84	1	35,620.99
1/16	34,493.42	1/16	34,720.14	1/16	34,946.96	1/16	35,173.89	1/16	35,400.94	1/16	35,628.09
1/8	34,500.50	1/8	34,727.22	1/8	34,954.05	1/8	35,180.99	1/8	35,408.04	1/8	35,635.19
3/16	34,507.59	3/16	34,734.31	3/16	34,961.14	3/16	35,188.08	3/16	35,415.13	3/16	35,642.29
1/4	34,514.67	1/4	34,741.40	1/4	34,968.23	1/4	35,195.18	1/4	35,422.23	1/4	35,649.39
5/16	34,521.76	5/16	34,748.49	5/16	34,975.32	5/16	35,202.27	5/16	35,429.33	5/16	35,656.49
3/8	34,528.84	3/8	34,755.57	3/8	34,982.41	3/8	35,209.37	3/8	35,436.43	3/8	35,663.59
7/16	34,535.92	7/16	34,762.66	7/16	34,989.51	7/16	35,216.46	7/16	35,443.52	7/16	35,670.70
1/2	34,543.01	1/2	34,769.75	1/2	34,996.60	1/2	35,223.55	1/2	35,450.62	1/2	35,677.80
9/16	34,550.09	9/16	34,776.83	9/16	35,003.69	9/16	35,230.65	9/16	35,457.72	9/16	35,684.90
5/8	34,557.18	5/8	34,783.92	5/8	35,010.78	5/8	35,237.74	5/8	35,464.82	5/8	35,692.00
11/16	34,564.26	11/16	34,791.01	11/16	35,017.87	11/16	35,244.84	11/16	35,471.91	11/16	35,699.10
3/4	34,571.34	3/4	34,798.10	3/4	35,024.96	3/4	35,251.93	3/4	35,479.01	3/4	35,706.20
13/16	34,578.43	13/16	34,805.18	13/16	35,032.05	13/16	35,259.02	13/16	35,486.11	13/16	35,713.30
7/8	34,585.51	7/8	34,812.27	7/8	35,039.14	7/8	35,266.12	7/8	35,493.21	7/8	35,720.40
15/16	34,592.60	15/16	34,819.36	15/16	35,046.23	15/16	35,273.21	15/16	35,500.30	15/16	35,727.50

This chart is Certified for Tank: 16 only. No changes are permissible without the written consent of GAUGE POINT CALIBRATION.

For calibration specification information, see certificate on page 1.

Tank No: 16
GAUGE POINT CALIBRATION
1-800-205-TANK

Red Hill, Pearl Harbor, Hawaii

Issue Date: 06/12/06

Capacities given in barrels of 42 U.S. gallons.

Gauge Height: 256'-07 1/2"

in/in	42 FT	in/in	42 FT	in/in	42 FT	in/in	42 FT	in/in	42 FT	in/in	43 FT
2	35,734.60	4	35,961.92	6	36,189.34	8	36,416.87	10	36,644.51	0	36,872.26
1/16	35,741.71	1/16	35,969.02	1/16	36,196.45	1/16	36,423.98	1/16	36,651.63	1/16	36,879.38
1/8	35,748.81	1/8	35,976.13	1/8	36,203.56	1/8	36,431.09	1/8	36,658.74	1/8	36,886.50
3/16	35,755.91	3/16	35,983.23	3/16	36,210.67	3/16	36,438.21	3/16	36,665.86	3/16	36,893.62
1/4	35,763.01	1/4	35,990.34	1/4	36,217.78	1/4	36,445.32	1/4	36,672.97	1/4	36,900.74
5/16	35,770.12	5/16	35,997.45	5/16	36,224.89	5/16	36,452.43	5/16	36,680.09	5/16	36,907.86
3/8	35,777.22	3/8	36,004.55	3/8	36,232.00	3/8	36,459.55	3/8	36,687.21	3/8	36,914.98
7/16	35,784.32	7/16	36,011.66	7/16	36,239.10	7/16	36,466.66	7/16	36,694.32	7/16	36,922.10
1/2	35,791.43	1/2	36,018.77	1/2	36,246.21	1/2	36,473.77	1/2	36,701.44	1/2	36,929.22
9/16	35,798.53	9/16	36,025.87	9/16	36,253.32	9/16	36,480.89	9/16	36,708.56	9/16	36,936.34
5/8	35,805.63	5/8	36,032.98	5/8	36,260.43	5/8	36,488.00	5/8	36,715.67	5/8	36,943.46
11/16	35,812.73	11/16	36,040.08	11/16	36,267.54	11/16	36,495.11	11/16	36,722.79	11/16	36,950.58
3/4	35,819.84	3/4	36,047.19	3/4	36,274.65	3/4	36,502.22	3/4	36,729.91	3/4	36,957.70
13/16	35,826.94	13/16	36,054.30	13/16	36,281.76	13/16	36,509.34	13/16	36,737.02	13/16	36,964.82
7/8	35,834.04	7/8	36,061.40	7/8	36,288.87	7/8	36,516.45	7/8	36,744.14	7/8	36,971.93
15/16	35,841.14	15/16	36,068.51	15/16	36,295.98	15/16	36,523.56	15/16	36,751.25	15/16	36,979.05
3	35,848.25	5	36,075.61	7	36,303.09	9	36,530.68	11	36,758.37	1	36,986.17
1/16	35,855.35	1/16	36,082.72	1/16	36,310.20	1/16	36,537.79	1/16	36,765.49	1/16	36,993.30
1/8	35,862.46	1/8	36,089.83	1/8	36,317.31	1/8	36,544.90	1/8	36,772.61	1/8	37,000.42
3/16	35,869.56	3/16	36,096.94	3/16	36,324.42	3/16	36,552.02	3/16	36,779.72	3/16	37,007.54
1/4	35,876.66	1/4	36,104.04	1/4	36,331.53	1/4	36,559.13	1/4	36,786.84	1/4	37,014.66
5/16	35,883.77	5/16	36,111.15	5/16	36,338.65	5/16	36,566.25	5/16	36,793.96	5/16	37,021.78
3/8	35,890.87	3/8	36,118.26	3/8	36,345.76	3/8	36,573.36	3/8	36,801.08	3/8	37,028.90
7/16	35,897.98	7/16	36,125.37	7/16	36,352.87	7/16	36,580.48	7/16	36,808.20	7/16	37,036.02
1/2	35,905.08	1/2	36,132.48	1/2	36,359.98	1/2	36,587.59	1/2	36,815.31	1/2	37,043.15
9/16	35,912.19	9/16	36,139.58	9/16	36,367.09	9/16	36,594.71	9/16	36,822.43	9/16	37,050.27
5/8	35,919.29	5/8	36,146.69	5/8	36,374.20	5/8	36,601.82	5/8	36,829.55	5/8	37,057.39
11/16	35,926.39	11/16	36,153.80	11/16	36,381.31	11/16	36,608.94	11/16	36,836.67	11/16	37,064.51
3/4	35,933.50	3/4	36,160.91	3/4	36,388.42	3/4	36,616.05	3/4	36,843.79	3/4	37,071.63
13/16	35,940.60	13/16	36,168.01	13/16	36,395.54	13/16	36,623.17	13/16	36,850.90	13/16	37,078.75
7/8	35,947.71	7/8	36,175.12	7/8	36,402.65	7/8	36,630.28	7/8	36,858.02	7/8	37,085.87
15/16	35,954.81	15/16	36,182.23	15/16	36,409.76	15/16	36,637.39	15/16	36,865.14	15/16	37,093.00

This chart is Certified for Tank: 16 only. No changes are permissible without the written consent of GAUGE POINT CALIBRATION.

For calibration specification information, see certificate on page 1.

Tank No: 16
GAUGE POINT CALIBRATION
1-800-205-TANK

Red Hill, Pearl Harbor, Hawaii

Issue Date: 06/12/06

Capacities given in barrels of 42 U.S. gallons.

Gauge Height: 256'-07 1/2"

in/in	43 FT	in/in	43 FT	in/in	43 FT	in/in	43 FT	in/in	43 FT	in/in	44 FT
2	37,100.12	4	37,328.09	6	37,556.16	8	37,784.35	10	38,012.65	0	38,241.05
1/16	37,107.24	1/16	37,335.21	1/16	37,563.29	1/16	37,791.48	1/16	38,019.78	1/16	38,248.19
1/8	37,114.36	1/8	37,342.34	1/8	37,570.42	1/8	37,798.62	1/8	38,026.92	1/8	38,255.33
3/16	37,121.49	3/16	37,349.47	3/16	37,577.55	3/16	37,805.75	3/16	38,034.06	3/16	38,262.47
1/4	37,128.61	1/4	37,356.59	1/4	37,584.68	1/4	37,812.88	1/4	38,041.19	1/4	38,269.61
5/16	37,135.73	5/16	37,363.72	5/16	37,591.81	5/16	37,820.02	5/16	38,048.33	5/16	38,276.75
3/8	37,142.86	3/8	37,370.84	3/8	37,598.94	3/8	37,827.15	3/8	38,055.47	3/8	38,283.89
7/16	37,149.98	7/16	37,377.97	7/16	37,606.07	7/16	37,834.28	7/16	38,062.60	7/16	38,291.03
1/2	37,157.10	1/2	37,385.10	1/2	37,613.20	1/2	37,841.42	1/2	38,069.74	1/2	38,298.17
9/16	37,164.23	9/16	37,392.22	9/16	37,620.33	9/16	37,848.55	9/16	38,076.88	9/16	38,305.31
5/8	37,171.35	5/8	37,399.35	5/8	37,627.46	5/8	37,855.68	5/8	38,084.01	5/8	38,312.45
11/16	37,178.47	11/16	37,406.48	11/16	37,634.59	11/16	37,862.82	11/16	38,091.15	11/16	38,319.59
3/4	37,185.60	3/4	37,413.60	3/4	37,641.72	3/4	37,869.95	3/4	38,098.29	3/4	38,326.73
13/16	37,192.72	13/16	37,420.73	13/16	37,648.85	13/16	37,877.08	13/16	38,105.42	13/16	38,333.88
7/8	37,199.84	7/8	37,427.86	7/8	37,655.98	7/8	37,884.22	7/8	38,112.56	7/8	38,341.02
15/16	37,206.96	15/16	37,434.98	15/16	37,663.11	15/16	37,891.35	15/16	38,119.70	15/16	38,348.16
3	37,214.09	5	37,442.11	7	37,670.24	9	37,898.48	11	38,126.84	1	38,355.30
1/16	37,221.21	1/16	37,449.24	1/16	37,677.37	1/16	37,905.62	1/16	38,133.97	1/16	38,362.44
1/8	37,228.34	1/8	37,456.37	1/8	37,684.51	1/8	37,912.75	1/8	38,141.11	1/8	38,369.58
3/16	37,235.46	3/16	37,463.50	3/16	37,691.64	3/16	37,919.89	3/16	38,148.25	3/16	38,376.72
1/4	37,242.59	1/4	37,470.62	1/4	37,698.77	1/4	37,927.02	1/4	38,155.39	1/4	38,383.86
5/16	37,249.71	5/16	37,477.75	5/16	37,705.90	5/16	37,934.16	5/16	38,162.53	5/16	38,391.01
3/8	37,256.84	3/8	37,484.88	3/8	37,713.03	3/8	37,941.30	3/8	38,169.67	3/8	38,398.15
7/16	37,263.96	7/16	37,492.01	7/16	37,720.16	7/16	37,948.43	7/16	38,176.81	7/16	38,405.29
1/2	37,271.09	1/2	37,499.14	1/2	37,727.30	1/2	37,955.57	1/2	38,183.94	1/2	38,412.43
9/16	37,278.21	9/16	37,506.27	9/16	37,734.43	9/16	37,962.70	9/16	38,191.08	9/16	38,419.57
5/8	37,285.34	5/8	37,513.39	5/8	37,741.56	5/8	37,969.84	5/8	38,198.22	5/8	38,426.72
11/16	37,292.46	11/16	37,520.52	11/16	37,748.69	11/16	37,976.97	11/16	38,205.36	11/16	38,433.86
3/4	37,299.59	3/4	37,527.65	3/4	37,755.82	3/4	37,984.11	3/4	38,212.50	3/4	38,441.00
13/16	37,306.71	13/16	37,534.78	13/16	37,762.95	13/16	37,991.24	13/16	38,219.64	13/16	38,448.14
7/8	37,313.84	7/8	37,541.91	7/8	37,770.09	7/8	37,998.38	7/8	38,226.77	7/8	38,455.28
15/16	37,320.96	15/16	37,549.03	15/16	37,777.22	15/16	38,005.51	15/16	38,233.91	15/16	38,462.43

This chart is Certified for Tank: 16 only. No changes are permissible without the written consent of GAUGE POINT CALIBRATION.

For calibration specification information, see certificate on page 1.

Tank No: 16
GAUGE POINT CALIBRATION
1-800-205-TANK

Red Hill, Pearl Harbor, Hawaii

Issue Date: 06/12/06

Capacities given in barrels of 42 U.S. gallons.

Gauge Height: 256'-07 1/2"

in/in	44 FT	in/in	44 FT	in/in	44 FT	in/in	44 FT	in/in	44 FT	in/in	45 FT
2	38,469.57	4	38,698.19	6	38,926.93	8	39,155.77	10	39,384.72	0	39,613.79
1/16	38,476.71	1/16	38,705.34	1/16	38,934.08	1/16	39,162.92	1/16	39,391.88	1/16	39,620.95
1/8	38,483.85	1/8	38,712.49	1/8	38,941.23	1/8	39,170.08	1/8	39,399.04	1/8	39,628.11
3/16	38,491.00	3/16	38,719.63	3/16	38,948.38	3/16	39,177.23	3/16	39,406.20	3/16	39,635.27
1/4	38,498.14	1/4	38,726.78	1/4	38,955.53	1/4	39,184.39	1/4	39,413.35	1/4	39,642.43
5/16	38,505.29	5/16	38,733.93	5/16	38,962.68	5/16	39,191.54	5/16	39,420.51	5/16	39,649.59
3/8	38,512.43	3/8	38,741.07	3/8	38,969.83	3/8	39,198.69	3/8	39,427.67	3/8	39,656.75
7/16	38,519.57	7/16	38,748.22	7/16	38,976.98	7/16	39,205.85	7/16	39,434.82	7/16	39,663.91
1/2	38,526.72	1/2	38,755.37	1/2	38,984.13	1/2	39,213.00	1/2	39,441.98	1/2	39,671.07
9/16	38,533.86	9/16	38,762.52	9/16	38,991.28	9/16	39,220.16	9/16	39,449.14	9/16	39,678.23
5/8	38,541.00	5/8	38,769.66	5/8	38,998.43	5/8	39,227.31	5/8	39,456.30	5/8	39,685.39
11/16	38,548.15	11/16	38,776.81	11/16	39,005.58	11/16	39,234.46	11/16	39,463.45	11/16	39,692.55
3/4	38,555.29	3/4	38,783.96	3/4	39,012.73	3/4	39,241.62	3/4	39,470.61	3/4	39,699.72
13/16	38,562.43	13/16	38,791.10	13/16	39,019.88	13/16	39,248.77	13/16	39,477.77	13/16	39,706.88
7/8	38,569.58	7/8	38,798.25	7/8	39,027.03	7/8	39,255.93	7/8	39,484.93	7/8	39,714.04
15/16	38,576.72	15/16	38,805.40	15/16	39,034.18	15/16	39,263.08	15/16	39,492.08	15/16	39,721.20
3	38,583.87	5	38,812.55	7	39,041.33	9	39,270.23	11	39,499.24	1	39,728.36
1/16	38,591.01	1/16	38,819.69	1/16	39,048.49	1/16	39,277.39	1/16	39,506.40	1/16	39,735.52
1/8	38,598.16	1/8	38,826.84	1/8	39,055.64	1/8	39,284.54	1/8	39,513.56	1/8	39,742.68
3/16	38,605.30	3/16	38,833.99	3/16	39,062.79	3/16	39,291.70	3/16	39,520.72	3/16	39,749.85
1/4	38,612.45	1/4	38,841.14	1/4	39,069.94	1/4	39,298.86	1/4	39,527.88	1/4	39,757.01
5/16	38,619.59	5/16	38,848.29	5/16	39,077.10	5/16	39,306.01	5/16	39,535.04	5/16	39,764.17
3/8	38,626.74	3/8	38,855.44	3/8	39,084.25	3/8	39,313.17	3/8	39,542.20	3/8	39,771.33
7/16	38,633.88	7/16	38,862.59	7/16	39,091.40	7/16	39,320.32	7/16	39,549.35	7/16	39,778.50
1/2	38,641.03	1/2	38,869.74	1/2	39,098.55	1/2	39,327.48	1/2	39,556.51	1/2	39,785.66
9/16	38,648.17	9/16	38,876.88	9/16	39,105.70	9/16	39,334.63	9/16	39,563.67	9/16	39,792.82
5/8	38,655.32	5/8	38,884.03	5/8	39,112.86	5/8	39,341.79	5/8	39,570.83	5/8	39,799.98
11/16	38,662.47	11/16	38,891.18	11/16	39,120.01	11/16	39,348.95	11/16	39,577.99	11/16	39,807.15
3/4	38,669.61	3/4	38,898.33	3/4	39,127.16	3/4	39,356.10	3/4	39,585.15	3/4	39,814.31
13/16	38,676.76	13/16	38,905.48	13/16	39,134.31	13/16	39,363.26	13/16	39,592.31	13/16	39,821.47
7/8	38,683.90	7/8	38,912.63	7/8	39,141.47	7/8	39,370.41	7/8	39,599.47	7/8	39,828.63
15/16	38,691.05	15/16	38,919.78	15/16	39,148.62	15/16	39,377.57	15/16	39,606.63	15/16	39,835.80

This chart is Certified for Tank: 16 only. No changes are permissible without the written consent of GAUGE POINT CALIBRATION.

For calibration specification information, see certificate on page 1.

Tank No: 16
GAUGE POINT CALIBRATION
1-800-205-TANK

Red Hill, Pearl Harbor, Hawaii

Issue Date: 06/12/06

Capacities given in barrels of 42 U.S. gallons.

Gauge Height: 256'-07 1/2"

in/in	45 FT	in/in	45 FT	in/in	45 FT	in/in	45 FT	in/in	45 FT	in/in	46 FT
2	39,842.96	4	40,072.24	6	40,301.63	8	40,531.13	10	40,760.75	0	40,990.47
1/16	39,850.12	1/16	40,079.41	1/16	40,308.80	1/16	40,538.31	1/16	40,767.92	1/16	40,997.65
1/8	39,857.29	1/8	40,086.58	1/8	40,315.98	1/8	40,545.48	1/8	40,775.10	1/8	41,004.83
3/16	39,864.45	3/16	40,093.74	3/16	40,323.15	3/16	40,552.66	3/16	40,782.28	3/16	41,012.01
1/4	39,871.62	1/4	40,100.91	1/4	40,330.32	1/4	40,559.83	1/4	40,789.46	1/4	41,019.19
5/16	39,878.78	5/16	40,108.08	5/16	40,337.49	5/16	40,567.01	5/16	40,796.64	5/16	41,026.37
3/8	39,885.94	3/8	40,115.25	3/8	40,344.66	3/8	40,574.18	3/8	40,803.81	3/8	41,033.56
7/16	39,893.11	7/16	40,122.41	7/16	40,351.83	7/16	40,581.36	7/16	40,810.99	7/16	41,040.74
1/2	39,900.27	1/2	40,129.58	1/2	40,359.00	1/2	40,588.53	1/2	40,818.17	1/2	41,047.92
9/16	39,907.44	9/16	40,136.75	9/16	40,366.17	9/16	40,595.71	9/16	40,825.35	9/16	41,055.10
5/8	39,914.60	5/8	40,143.92	5/8	40,373.34	5/8	40,602.88	5/8	40,832.53	5/8	41,062.28
11/16	39,921.77	11/16	40,151.09	11/16	40,380.51	11/16	40,610.05	11/16	40,839.70	11/16	41,069.46
3/4	39,928.93	3/4	40,158.25	3/4	40,387.69	3/4	40,617.23	3/4	40,846.88	3/4	41,076.64
13/16	39,936.09	13/16	40,165.42	13/16	40,394.86	13/16	40,624.40	13/16	40,854.06	13/16	41,083.82
7/8	39,943.26	7/8	40,172.59	7/8	40,402.03	7/8	40,631.58	7/8	40,861.24	7/8	41,091.01
15/16	39,950.42	15/16	40,179.76	15/16	40,409.20	15/16	40,638.75	15/16	40,868.41	15/16	41,098.19
3	39,957.59	5	40,186.92	7	40,416.37	9	40,645.93	11	40,875.59	1	41,105.37
1/16	39,964.75	1/16	40,194.09	1/16	40,423.54	1/16	40,653.10	1/16	40,882.77	1/16	41,112.55
1/8	39,971.92	1/8	40,201.26	1/8	40,430.72	1/8	40,660.28	1/8	40,889.95	1/8	41,119.74
3/16	39,979.08	3/16	40,208.43	3/16	40,437.89	3/16	40,667.46	3/16	40,897.13	3/16	41,126.92
1/4	39,986.25	1/4	40,215.60	1/4	40,445.06	1/4	40,674.63	1/4	40,904.31	1/4	41,134.10
5/16	39,993.42	5/16	40,222.77	5/16	40,452.23	5/16	40,681.81	5/16	40,911.49	5/16	41,141.28
3/8	40,000.58	3/8	40,229.94	3/8	40,459.41	3/8	40,688.98	3/8	40,918.67	3/8	41,148.47
7/16	40,007.75	7/16	40,237.11	7/16	40,466.58	7/16	40,696.16	7/16	40,925.85	7/16	41,155.65
1/2	40,014.91	1/2	40,244.28	1/2	40,473.75	1/2	40,703.34	1/2	40,933.03	1/2	41,162.83
9/16	40,022.08	9/16	40,251.45	9/16	40,480.93	9/16	40,710.51	9/16	40,940.21	9/16	41,170.02
5/8	40,029.25	5/8	40,258.62	5/8	40,488.10	5/8	40,717.69	5/8	40,947.39	5/8	41,177.20
11/16	40,036.41	11/16	40,265.79	11/16	40,495.27	11/16	40,724.87	11/16	40,954.57	11/16	41,184.38
3/4	40,043.58	3/4	40,272.96	3/4	40,502.44	3/4	40,732.04	3/4	40,961.75	3/4	41,191.57
13/16	40,050.74	13/16	40,280.13	13/16	40,509.62	13/16	40,739.22	13/16	40,968.93	13/16	41,198.75
7/8	40,057.91	7/8	40,287.29	7/8	40,516.79	7/8	40,746.39	7/8	40,976.11	7/8	41,205.93
15/16	40,065.08	15/16	40,294.46	15/16	40,523.96	15/16	40,753.57	15/16	40,983.29	15/16	41,213.12

This chart is Certified for Tank: 16 only. No changes are permissible without the written consent of GAUGE POINT CALIBRATION.

For calibration specification information, see certificate on page 1.

Tank No: 16
GAUGE POINT CALIBRATION
1-800-205-TANK

Red Hill, Pearl Harbor, Hawaii

Issue Date: 06/12/06

Capacities given in barrels of 42 U.S. gallons.

Gauge Height: 256'-07 1/2"

in/in	46 FT	in/in	46 FT	in/in	46 FT	in/in	46 FT	in/in	46 FT	in/in	47 FT
2	41,220.30	4	41,450.24	6	41,680.29	8	41,910.45	10	42,140.72	0	42,371.10
1/16	41,227.48	1/16	41,457.43	1/16	41,687.48	1/16	41,917.64	1/16	42,147.92	1/16	42,378.30
1/8	41,234.67	1/8	41,464.62	1/8	41,694.67	1/8	41,924.84	1/8	42,155.12	1/8	42,385.50
3/16	41,241.85	3/16	41,471.80	3/16	41,701.86	3/16	41,932.04	3/16	42,162.32	3/16	42,392.71
1/4	41,249.04	1/4	41,478.99	1/4	41,709.06	1/4	41,939.23	1/4	42,169.51	1/4	42,399.91
5/16	41,256.22	5/16	41,486.18	5/16	41,716.25	5/16	41,946.43	5/16	42,176.71	5/16	42,407.11
3/8	41,263.41	3/8	41,493.37	3/8	41,723.44	3/8	41,953.62	3/8	42,183.91	3/8	42,414.31
7/16	41,270.59	7/16	41,500.56	7/16	41,730.63	7/16	41,960.82	7/16	42,191.11	7/16	42,421.51
1/2	41,277.78	1/2	41,507.74	1/2	41,737.82	1/2	41,968.01	1/2	42,198.31	1/2	42,428.72
9/16	41,284.96	9/16	41,514.93	9/16	41,745.01	9/16	41,975.21	9/16	42,205.51	9/16	42,435.92
5/8	41,292.15	5/8	41,522.12	5/8	41,752.21	5/8	41,982.40	5/8	42,212.71	5/8	42,443.12
11/16	41,299.33	11/16	41,529.31	11/16	41,759.40	11/16	41,989.60	11/16	42,219.90	11/16	42,450.32
3/4	41,306.52	3/4	41,536.50	3/4	41,766.59	3/4	41,996.79	3/4	42,227.10	3/4	42,457.52
13/16	41,313.70	13/16	41,543.69	13/16	41,773.78	13/16	42,003.99	13/16	42,234.30	13/16	42,464.73
7/8	41,320.89	7/8	41,550.87	7/8	41,780.97	7/8	42,011.18	7/8	42,241.50	7/8	42,471.93
15/16	41,328.07	15/16	41,558.06	15/16	41,788.16	15/16	42,018.38	15/16	42,248.70	15/16	42,479.13
3	41,335.25	5	41,565.25	7	41,795.36	9	42,025.57	11	42,255.90	1	42,486.33
1/16	41,342.44	1/16	41,572.44	1/16	41,802.55	1/16	42,032.77	1/16	42,263.10	1/16	42,493.54
1/8	41,349.63	1/8	41,579.63	1/8	41,809.74	1/8	42,039.96	1/8	42,270.30	1/8	42,500.74
3/16	41,356.81	3/16	41,586.82	3/16	41,816.94	3/16	42,047.16	3/16	42,277.50	3/16	42,507.94
1/4	41,364.00	1/4	41,594.01	1/4	41,824.13	1/4	42,054.36	1/4	42,284.70	1/4	42,515.15
5/16	41,371.19	5/16	41,601.20	5/16	41,831.32	5/16	42,061.56	5/16	42,291.90	5/16	42,522.35
3/8	41,378.37	3/8	41,608.39	3/8	41,838.52	3/8	42,068.75	3/8	42,299.10	3/8	42,529.55
7/16	41,385.56	7/16	41,615.58	7/16	41,845.71	7/16	42,075.95	7/16	42,306.30	7/16	42,536.76
1/2	41,392.75	1/2	41,622.77	1/2	41,852.90	1/2	42,083.15	1/2	42,313.50	1/2	42,543.96
9/16	41,399.93	9/16	41,629.96	9/16	41,860.10	9/16	42,090.34	9/16	42,320.70	9/16	42,551.16
5/8	41,407.12	5/8	41,637.15	5/8	41,867.29	5/8	42,097.54	5/8	42,327.90	5/8	42,558.37
11/16	41,414.31	11/16	41,644.34	11/16	41,874.48	11/16	42,104.74	11/16	42,335.10	11/16	42,565.57
3/4	41,421.49	3/4	41,651.53	3/4	41,881.68	3/4	42,111.93	3/4	42,342.30	3/4	42,572.78
13/16	41,428.68	13/16	41,658.72	13/16	41,888.87	13/16	42,119.13	13/16	42,349.50	13/16	42,579.98
7/8	41,435.87	7/8	41,665.91	7/8	41,896.06	7/8	42,126.33	7/8	42,356.70	7/8	42,587.18
15/16	41,443.05	15/16	41,673.10	15/16	41,903.26	15/16	42,133.52	15/16	42,363.90	15/16	42,594.39

This chart is Certified for Tank: 15 only. No changes are permissible without the written consent of GAUGE POINT CALIBRATION.

For calibration specification information, see certificate on page 1.

Tank No: 16
GAUGE POINT CALIBRATION
1-800-205-TANK

Red Hill, Pearl Harbor, Hawaii

Issue Date: 06/12/06

Capacities given in barrels of 42 U.S. gallons.

Gauge Height: 256'-07 1/2"

in/in	47 FT	in/in	47 FT	in/in	47 FT	in/in	47 FT	in/in	47 FT	in/in	48 FT
2	42,601.59	4	42,832.19	6	43,062.90	8	43,293.72	10	43,524.65	0	43,755.69
1/16	42,608.80	1/16	42,839.40	1/16	43,070.11	1/16	43,300.94	1/16	43,531.87	1/16	43,762.91
1/8	42,616.00	1/8	42,846.61	1/8	43,077.33	1/8	43,308.15	1/8	43,539.09	1/8	43,770.14
3/16	42,623.21	3/16	42,853.82	3/16	43,084.54	3/16	43,315.37	3/16	43,546.31	3/16	43,777.36
1/4	42,630.41	1/4	42,861.03	1/4	43,091.75	1/4	43,322.58	1/4	43,553.53	1/4	43,784.58
5/16	42,637.62	5/16	42,868.23	5/16	43,098.96	5/16	43,329.80	5/16	43,560.75	5/16	43,791.80
3/8	42,644.82	3/8	42,875.44	3/8	43,106.17	3/8	43,337.02	3/8	43,567.97	3/8	43,799.03
7/16	42,652.03	7/16	42,882.65	7/16	43,113.39	7/16	43,344.23	7/16	43,575.19	7/16	43,806.25
1/2	42,659.23	1/2	42,889.86	1/2	43,120.60	1/2	43,351.45	1/2	43,582.40	1/2	43,813.47
9/16	42,666.44	9/16	42,897.07	9/16	43,127.81	9/16	43,358.66	9/16	43,589.62	9/16	43,820.69
5/8	42,673.64	5/8	42,904.28	5/8	43,135.02	5/8	43,365.88	5/8	43,596.84	5/8	43,827.92
11/16	42,680.85	11/16	42,911.49	11/16	43,142.24	11/16	43,373.09	11/16	43,604.06	11/16	43,835.14
3/4	42,688.06	3/4	42,918.70	3/4	43,149.45	3/4	43,380.31	3/4	43,611.28	3/4	43,842.36
13/16	42,695.26	13/16	42,925.91	13/16	43,156.66	13/16	43,387.53	13/16	43,618.50	13/16	43,849.59
7/8	42,702.47	7/8	42,933.11	7/8	43,163.87	7/8	43,394.74	7/8	43,625.72	7/8	43,856.81
15/16	42,709.67	15/16	42,940.32	15/16	43,171.08	15/16	43,401.96	15/16	43,632.94	15/16	43,864.03
3	42,716.88	5	42,947.53	7	43,178.30	9	43,409.17	11	43,640.16	1	43,871.25
1/16	42,724.08	1/16	42,954.74	1/16	43,185.51	1/16	43,416.39	1/16	43,647.38	1/16	43,878.48
1/8	42,731.29	1/8	42,961.95	1/8	43,192.73	1/8	43,423.61	1/8	43,654.60	1/8	43,885.70
3/16	42,738.50	3/16	42,969.16	3/16	43,199.94	3/16	43,430.82	3/16	43,661.82	3/16	43,892.93
1/4	42,745.71	1/4	42,976.37	1/4	43,207.15	1/4	43,438.04	1/4	43,669.04	1/4	43,900.15
5/16	42,752.91	5/16	42,983.58	5/16	43,214.37	5/16	43,445.26	5/16	43,676.26	5/16	43,907.37
3/8	42,760.12	3/8	42,990.80	3/8	43,221.58	3/8	43,452.48	3/8	43,683.48	3/8	43,914.60
7/16	42,767.33	7/16	42,998.01	7/16	43,228.80	7/16	43,459.69	7/16	43,690.70	7/16	43,921.82
1/2	42,774.53	1/2	43,005.22	1/2	43,236.01	1/2	43,466.91	1/2	43,697.92	1/2	43,929.05
9/16	42,781.74	9/16	43,012.43	9/16	43,243.22	9/16	43,474.13	9/16	43,705.15	9/16	43,936.27
5/8	42,788.95	5/8	43,019.64	5/8	43,250.44	5/8	43,481.35	5/8	43,712.37	5/8	43,943.50
11/16	42,796.16	11/16	43,026.85	11/16	43,257.65	11/16	43,488.56	11/16	43,719.59	11/16	43,950.72
3/4	42,803.36	3/4	43,034.06	3/4	43,264.87	3/4	43,495.78	3/4	43,726.81	3/4	43,957.94
13/16	42,810.57	13/16	43,041.27	13/16	43,272.08	13/16	43,503.00	13/16	43,734.03	13/16	43,965.17
7/8	42,817.78	7/8	43,048.48	7/8	43,279.29	7/8	43,510.22	7/8	43,741.25	7/8	43,972.39
15/16	42,824.98	15/16	43,055.69	15/16	43,286.51	15/16	43,517.43	15/16	43,748.47	15/16	43,979.62

This chart is Certified for Tank: 15 only. No changes are permissible without the written consent of GAUGE POINT CALIBRATION.

For calibration specification information, see certificate on page 1.

Tank No: 16
GAUGE POINT CALIBRATION
1-800-205-TANK

Red Hill, Pearl Harbor, Hawaii

Issue Date: 06/12/06

Capacities given in barrels of 42 U.S. gallons.

Gauge Height: 256'-07 1/2"

in/in	48 FT	in/in	48 FT	in/in	48 FT	in/in	48 FT	in/in	48 FT	in/in	49 FT
2	43,986.84	4	44,218.10	6	44,449.47	8	44,681.35	10	44,913.22	0	45,145.10
1/16	43,994.07	1/16	44,225.33	1/16	44,456.72	1/16	44,688.59	1/16	44,920.47	1/16	45,152.35
1/8	44,001.29	1/8	44,232.56	1/8	44,463.97	1/8	44,695.84	1/8	44,927.72	1/8	45,159.59
3/16	44,008.52	3/16	44,239.79	3/16	44,471.21	3/16	44,703.09	3/16	44,934.96	3/16	45,166.84
1/4	44,015.75	1/4	44,247.02	1/4	44,478.46	1/4	44,710.33	1/4	44,942.21	1/4	45,174.08
5/16	44,022.97	5/16	44,254.25	5/16	44,485.70	5/16	44,717.58	5/16	44,949.45	5/16	45,181.33
3/8	44,030.20	3/8	44,261.48	3/8	44,492.95	3/8	44,724.83	3/8	44,956.70	3/8	45,188.58
7/16	44,037.42	7/16	44,268.71	7/16	44,500.20	7/16	44,732.07	7/16	44,963.95	7/16	45,195.82
1/2	44,044.65	1/2	44,275.94	1/2	44,507.44	1/2	44,739.32	1/2	44,971.19	1/2	45,203.07
9/16	44,051.88	9/16	44,283.17	9/16	44,514.69	9/16	44,746.56	9/16	44,978.44	9/16	45,210.31
5/8	44,059.10	5/8	44,290.40	5/8	44,521.93	5/8	44,753.81	5/8	44,985.69	5/8	45,217.56
11/16	44,066.33	11/16	44,297.63	11/16	44,529.18	11/16	44,761.06	11/16	44,992.93	11/16	45,224.81
3/4	44,073.55	3/4	44,304.86	3/4	44,536.43	3/4	44,768.30	3/4	45,000.18	3/4	45,232.05
13/16	44,080.78	13/16	44,312.09	13/16	44,543.67	13/16	44,775.55	13/16	45,007.42	13/16	45,239.30
7/8	44,088.01	7/8	44,319.32	7/8	44,550.92	7/8	44,782.79	7/8	45,014.67	7/8	45,246.54
15/16	44,095.23	15/16	44,326.54	15/16	44,558.16	15/16	44,790.04	15/16	45,021.92	15/16	45,253.79
3	44,102.46	5	44,333.77	7	44,565.41	9	44,797.29	11	45,029.16	1	45,261.04
1/16	44,109.69	1/16	44,341.01	1/16	44,572.66	1/16	44,804.53	1/16	45,036.41	1/16	45,268.28
1/8	44,116.91	1/8	44,348.24	1/8	44,579.90	1/8	44,811.78	1/8	45,043.65	1/8	45,275.53
3/16	44,124.14	3/16	44,355.47	3/16	44,587.15	3/16	44,819.02	3/16	45,050.90	3/16	45,282.78
1/4	44,131.37	1/4	44,362.70	1/4	44,594.40	1/4	44,826.27	1/4	45,058.15	1/4	45,290.02
5/16	44,138.60	5/16	44,369.93	5/16	44,601.64	5/16	44,833.52	5/16	45,065.39	5/16	45,297.27
3/8	44,145.83	3/8	44,377.16	3/8	44,608.89	3/8	44,840.76	3/8	45,072.64	3/8	45,304.51
7/16	44,153.05	7/16	44,384.39	7/16	44,616.13	7/16	44,848.01	7/16	45,079.88	7/16	45,311.76
1/2	44,160.28	1/2	44,391.62	1/2	44,623.38	1/2	44,855.26	1/2	45,087.13	1/2	45,319.01
9/16	44,167.51	9/16	44,398.85	9/16	44,630.63	9/16	44,862.50	9/16	45,094.38	9/16	45,326.25
5/8	44,174.74	5/8	44,406.09	5/8	44,637.87	5/8	44,869.75	5/8	45,101.62	5/8	45,333.50
11/16	44,181.96	11/16	44,413.32	11/16	44,645.12	11/16	44,876.99	11/16	45,108.87	11/16	45,340.74
3/4	44,189.19	3/4	44,420.55	3/4	44,652.36	3/4	44,884.24	3/4	45,116.12	3/4	45,347.99
13/16	44,196.42	13/16	44,427.78	13/16	44,659.61	13/16	44,891.49	13/16	45,123.36	13/16	45,355.24
7/8	44,203.65	7/8	44,435.01	7/8	44,666.86	7/8	44,898.73	7/8	45,130.61	7/8	45,362.48
15/16	44,210.87	15/16	44,442.24	15/16	44,674.10	15/16	44,905.98	15/16	45,137.85	15/16	45,369.73

This chart is Certified for Tank: 16 only. No changes are permissible without the written consent of GAUGE POINT CALIBRATION.

For calibration specification information, see certificate on page 1.

Tank No: 16
GAUGE POINT CALIBRATION
1-800-205-TANK

Red Hill, Pearl Harbor, Hawaii

Issue Date: 06/12/06

Capacities given in barrels of 42 U.S. gallons.

Gauge Height: 256'-07 1/2"

in/in	49 FT	in/in	49 FT	in/in	49 FT	in/in	49 FT	in/in	49 FT	in/in	50 FT
2	45,376.97	4	45,608.85	6	45,840.73	8	46,072.60	10	46,304.48	0	46,536.35
1/16	45,384.22	1/16	45,616.10	1/16	45,847.97	1/16	46,079.85	1/16	46,311.72	1/16	46,543.60
1/8	45,391.47	1/8	45,623.34	1/8	45,855.22	1/8	46,087.09	1/8	46,318.97	1/8	46,550.84
3/16	45,398.71	3/16	45,630.59	3/16	45,862.46	3/16	46,094.34	3/16	46,326.21	3/16	46,558.09
1/4	45,405.96	1/4	45,637.83	1/4	45,869.71	1/4	46,101.59	1/4	46,333.46	1/4	46,565.34
5/16	45,413.21	5/16	45,645.08	5/16	45,876.96	5/16	46,108.83	5/16	46,340.71	5/16	46,572.58
3/8	45,420.45	3/8	45,652.33	3/8	45,884.20	3/8	46,116.08	3/8	46,347.95	3/8	46,579.83
7/16	45,427.70	7/16	45,659.57	7/16	45,891.45	7/16	46,123.32	7/16	46,355.20	7/16	46,587.07
1/2	45,434.94	1/2	45,666.82	1/2	45,898.69	1/2	46,130.57	1/2	46,362.45	1/2	46,594.32
9/16	45,442.19	9/16	45,674.07	9/16	45,905.94	9/16	46,137.82	9/16	46,369.69	9/16	46,601.57
5/8	45,449.44	5/8	45,681.31	5/8	45,913.19	5/8	46,145.06	5/8	46,376.94	5/8	46,608.81
11/16	45,456.68	11/16	45,688.56	11/16	45,920.43	11/16	46,152.31	11/16	46,384.18	11/16	46,616.06
3/4	45,463.93	3/4	45,695.80	3/4	45,927.68	3/4	46,159.55	3/4	46,391.43	3/4	46,623.31
13/16	45,471.17	13/16	45,703.05	13/16	45,934.93	13/16	46,166.80	13/16	46,398.68	13/16	46,630.55
7/8	45,478.42	7/8	45,710.30	7/8	45,942.17	7/8	46,174.05	7/8	46,405.92	7/8	46,637.80
15/16	45,485.67	15/16	45,717.54	15/16	45,949.42	15/16	46,181.29	15/16	46,413.17	15/16	46,645.04
3	45,492.91	5	45,724.79	7	45,956.66	9	46,188.54	11	46,420.41	1	46,652.29
1/16	45,500.16	1/16	45,732.03	1/16	45,963.91	1/16	46,195.78	1/16	46,427.66	1/16	46,659.54
1/8	45,507.40	1/8	45,739.28	1/8	45,971.16	1/8	46,203.03	1/8	46,434.91	1/8	46,666.78
3/16	45,514.65	3/16	45,746.53	3/16	45,978.40	3/16	46,210.28	3/16	46,442.15	3/16	46,674.03
1/4	45,521.90	1/4	45,753.77	1/4	45,985.65	1/4	46,217.52	1/4	46,449.40	1/4	46,681.27
5/16	45,529.14	5/16	45,761.02	5/16	45,992.89	5/16	46,224.77	5/16	46,456.64	5/16	46,688.52
3/8	45,536.39	3/8	45,768.26	3/8	46,000.14	3/8	46,232.02	3/8	46,463.89	3/8	46,695.77
7/16	45,543.64	7/16	45,775.51	7/16	46,007.39	7/16	46,239.26	7/16	46,471.14	7/16	46,703.01
1/2	45,550.88	1/2	45,782.76	1/2	46,014.63	1/2	46,246.51	1/2	46,478.38	1/2	46,710.26
9/16	45,558.13	9/16	45,790.00	9/16	46,021.88	9/16	46,253.75	9/16	46,485.63	9/16	46,717.50
5/8	45,565.37	5/8	45,797.25	5/8	46,029.12	5/8	46,261.00	5/8	46,492.88	5/8	46,724.75
11/16	45,572.62	11/16	45,804.50	11/16	46,036.37	11/16	46,268.25	11/16	46,500.12	11/16	46,732.00
3/4	45,579.87	3/4	45,811.74	3/4	46,043.62	3/4	46,275.49	3/4	46,507.37	3/4	46,739.24
13/16	45,587.11	13/16	45,818.99	13/16	46,050.86	13/16	46,282.74	13/16	46,514.61	13/16	46,746.49
7/8	45,594.36	7/8	45,826.23	7/8	46,058.11	7/8	46,289.98	7/8	46,521.86	7/8	46,753.74
15/16	45,601.60	15/16	45,833.48	15/16	46,065.35	15/16	46,297.23	15/16	46,529.11	15/16	46,760.98

This chart is Certified for Tank: 16 only. No changes are permissible without the written consent of GAUGE POINT CALIBRATION.

For calibration specification information, see certificate on page 1.

Tank No: 16
GAUGE POINT CALIBRATION
1-800-205-TANK

Red Hill, Pearl Harbor, Hawaii

Issue Date: 06/12/06

Capacities given in barrels of 42 U.S. gallons.

Gauge Height: 256'-07 1/2"

in/in	50 FT	in/in	50 FT	in/in	50 FT	in/in	50 FT	in/in	50 FT	in/in	51 FT
2	46,768.23	4	47,000.10	6	47,231.98	8	47,463.85	10	47,695.73	0	47,927.60
1/16	46,775.47	1/16	47,007.35	1/16	47,239.22	1/16	47,471.10	1/16	47,702.98	1/16	47,934.85
1/8	46,782.72	1/8	47,014.59	1/8	47,246.47	1/8	47,478.35	1/8	47,710.22	1/8	47,942.10
3/16	46,789.97	3/16	47,021.84	3/16	47,253.72	3/16	47,485.59	3/16	47,717.47	3/16	47,949.34
1/4	46,797.21	1/4	47,029.09	1/4	47,260.96	1/4	47,492.84	1/4	47,724.71	1/4	47,956.59
5/16	46,804.46	5/16	47,036.33	5/16	47,268.21	5/16	47,500.08	5/16	47,731.96	5/16	47,963.83
3/8	46,811.70	3/8	47,043.58	3/8	47,275.45	3/8	47,507.33	3/8	47,739.21	3/8	47,971.08
7/16	46,818.95	7/16	47,050.83	7/16	47,282.70	7/16	47,514.58	7/16	47,746.45	7/16	47,978.33
1/2	46,826.20	1/2	47,058.07	1/2	47,289.95	1/2	47,521.82	1/2	47,753.70	1/2	47,985.57
9/16	46,833.44	9/16	47,065.32	9/16	47,297.19	9/16	47,529.07	9/16	47,760.94	9/16	47,992.82
5/8	46,840.69	5/8	47,072.56	5/8	47,304.44	5/8	47,536.31	5/8	47,768.19	5/8	48,000.07
11/16	46,847.93	11/16	47,079.81	11/16	47,311.69	11/16	47,543.56	11/16	47,775.44	11/16	48,007.31
3/4	46,855.18	3/4	47,087.06	3/4	47,318.93	3/4	47,550.81	3/4	47,782.68	3/4	48,014.56
13/16	46,862.43	13/16	47,094.30	13/16	47,326.18	13/16	47,558.05	13/16	47,789.93	13/16	48,021.80
7/8	46,869.67	7/8	47,101.55	7/8	47,333.42	7/8	47,565.30	7/8	47,797.17	7/8	48,029.05
15/16	46,876.92	15/16	47,108.79	15/16	47,340.67	15/16	47,572.55	15/16	47,804.42	15/16	48,036.30
3	46,884.17	5	47,116.04	7	47,347.92	9	47,579.79	11	47,811.67	1	48,043.54
1/16	46,891.41	1/16	47,123.29	1/16	47,355.16	1/16	47,587.04	1/16	47,818.91	1/16	48,050.79
1/8	46,898.66	1/8	47,130.53	1/8	47,362.41	1/8	47,594.28	1/8	47,826.16	1/8	48,058.03
3/16	46,905.90	3/16	47,137.78	3/16	47,369.65	3/16	47,601.53	3/16	47,833.40	3/16	48,065.28
1/4	46,913.15	1/4	47,145.02	1/4	47,376.90	1/4	47,608.78	1/4	47,840.65	1/4	48,072.53
5/16	46,920.40	5/16	47,152.27	5/16	47,384.15	5/16	47,616.02	5/16	47,847.90	5/16	48,079.77
3/8	46,927.64	3/8	47,159.52	3/8	47,391.39	3/8	47,623.27	3/8	47,855.14	3/8	48,087.02
7/16	46,934.89	7/16	47,166.76	7/16	47,398.64	7/16	47,630.51	7/16	47,862.39	7/16	48,094.26
1/2	46,942.13	1/2	47,174.01	1/2	47,405.88	1/2	47,637.76	1/2	47,869.64	1/2	48,101.51
9/16	46,949.38	9/16	47,181.26	9/16	47,413.13	9/16	47,645.01	9/16	47,876.88	9/16	48,108.76
5/8	46,956.63	5/8	47,188.50	5/8	47,420.38	5/8	47,652.25	5/8	47,884.13	5/8	48,116.00
11/16	46,963.87	11/16	47,195.75	11/16	47,427.62	11/16	47,659.50	11/16	47,891.37	11/16	48,123.25
3/4	46,971.12	3/4	47,202.99	3/4	47,434.87	3/4	47,666.74	3/4	47,898.62	3/4	48,130.50
13/16	46,978.36	13/16	47,210.24	13/16	47,442.12	13/16	47,673.99	13/16	47,905.87	13/16	48,137.74
7/8	46,985.61	7/8	47,217.49	7/8	47,449.36	7/8	47,681.24	7/8	47,913.11	7/8	48,144.99
15/16	46,992.86	15/16	47,224.73	15/16	47,456.61	15/16	47,688.48	15/16	47,920.36	15/16	48,152.23

This chart is Certified for Tank: 16 only. No changes are permissible without the written consent of GAUGE POINT CALIBRATION.

For calibration specification information, see certificate on page 1.

Tank No: 16
GAUGE POINT CALIBRATION
1-800-205-TANK

Red Hill, Pearl Harbor, Hawaii

Issue Date: 06/12/06

Capacities given in barrels of 42 U.S. gallons.

Gauge Height: 256'-07 1/2"

in/in	51 FT	in/in	51 FT	in/in	51 FT	in/in	51 FT	in/in	51 FT	in/in	52 FT
2	48,159.48	4	48,391.36	6	48,623.23	8	48,855.11	10	49,086.98	0	49,318.86
1/16	48,166.73	1/16	48,398.60	1/16	48,630.48	1/16	48,862.35	1/16	49,094.23	1/16	49,326.10
1/8	48,173.97	1/8	48,405.85	1/8	48,637.72	1/8	48,869.60	1/8	49,101.47	1/8	49,333.35
3/16	48,181.22	3/16	48,413.09	3/16	48,644.97	3/16	48,876.84	3/16	49,108.72	3/16	49,340.60
1/4	48,188.46	1/4	48,420.34	1/4	48,652.21	1/4	48,884.09	1/4	49,115.97	1/4	49,347.84
5/16	48,195.71	5/16	48,427.59	5/16	48,659.46	5/16	48,891.34	5/16	49,123.21	5/16	49,355.09
3/8	48,202.96	3/8	48,434.83	3/8	48,666.71	3/8	48,898.58	3/8	49,130.46	3/8	49,362.33
7/16	48,210.20	7/16	48,442.08	7/16	48,673.95	7/16	48,905.83	7/16	49,137.70	7/16	49,369.58
1/2	48,217.45	1/2	48,449.32	1/2	48,681.20	1/2	48,913.07	1/2	49,144.95	1/2	49,376.83
9/16	48,224.69	9/16	48,456.57	9/16	48,688.45	9/16	48,920.32	9/16	49,152.20	9/16	49,384.07
5/8	48,231.94	5/8	48,463.82	5/8	48,695.69	5/8	48,927.57	5/8	49,159.44	5/8	49,391.32
11/16	48,239.19	11/16	48,471.06	11/16	48,702.94	11/16	48,934.81	11/16	49,166.69	11/16	49,398.56
3/4	48,246.43	3/4	48,478.31	3/4	48,710.18	3/4	48,942.06	3/4	49,173.93	3/4	49,405.81
13/16	48,253.68	13/16	48,485.55	13/16	48,717.43	13/16	48,949.31	13/16	49,181.18	13/16	49,413.06
7/8	48,260.93	7/8	48,492.80	7/8	48,724.68	7/8	48,956.55	7/8	49,188.43	7/8	49,420.30
15/16	48,268.17	15/16	48,500.05	15/16	48,731.92	15/16	48,963.80	15/16	49,195.67	15/16	49,427.55
3	48,275.42	5	48,507.29	7	48,739.17	9	48,971.04	11	49,202.92	1	49,434.79
1/16	48,282.66	1/16	48,514.54	1/16	48,746.41	1/16	48,978.29	1/16	49,210.17	1/16	49,442.04
1/8	48,289.91	1/8	48,521.79	1/8	48,753.66	1/8	48,985.54	1/8	49,217.41	1/8	49,449.29
3/16	48,297.16	3/16	48,529.03	3/16	48,760.91	3/16	48,992.78	3/16	49,224.66	3/16	49,456.53
1/4	48,304.40	1/4	48,536.28	1/4	48,768.15	1/4	49,000.03	1/4	49,231.90	1/4	49,463.78
5/16	48,311.65	5/16	48,543.52	5/16	48,775.40	5/16	49,007.27	5/16	49,239.15	5/16	49,471.02
3/8	48,318.89	3/8	48,550.77	3/8	48,782.64	3/8	49,014.52	3/8	49,246.40	3/8	49,478.27
7/16	48,326.14	7/16	48,558.02	7/16	48,789.89	7/16	49,021.77	7/16	49,253.64	7/16	49,485.52
1/2	48,333.39	1/2	48,565.26	1/2	48,797.14	1/2	49,029.01	1/2	49,260.89	1/2	49,492.76
9/16	48,340.63	9/16	48,572.51	9/16	48,804.38	9/16	49,036.26	9/16	49,268.13	9/16	49,500.01
5/8	48,347.88	5/8	48,579.75	5/8	48,811.63	5/8	49,043.50	5/8	49,275.38	5/8	49,507.26
11/16	48,355.12	11/16	48,587.00	11/16	48,818.88	11/16	49,050.75	11/16	49,282.63	11/16	49,514.50
3/4	48,362.37	3/4	48,594.25	3/4	48,826.12	3/4	49,058.00	3/4	49,289.87	3/4	49,521.75
13/16	48,369.62	13/16	48,601.49	13/16	48,833.37	13/16	49,065.24	13/16	49,297.12	13/16	49,528.99
7/8	48,376.86	7/8	48,608.74	7/8	48,840.61	7/8	49,072.49	7/8	49,304.36	7/8	49,536.24
15/16	48,384.11	15/16	48,615.98	15/16	48,847.86	15/16	49,079.74	15/16	49,311.61	15/16	49,543.49

This chart is Certified for Tank: 16 only. No changes are permissible without the written consent of GAUGE POINT CALIBRATION.

For calibration specification information, see certificate on page 1.

Tank No: 16
GAUGE POINT CALIBRATION
1-800-205-TANK

Red Hill, Pearl Harbor, Hawaii

Issue Date: 06/12/06

Capacities given in barrels of 42 U.S. gallons.

Gauge Height: 256'-07 1/2"

in/in	52 FT	in/in	52 FT	in/in	52 FT	in/in	52 FT	in/in	52 FT	in/in	53 FT
2	49,550.73	4	49,782.61	6	50,014.48	8	50,246.36	10	50,478.23	0	50,710.11
1/16	49,557.98	1/16	49,789.85	1/16	50,021.73	1/16	50,253.60	1/16	50,485.48	1/16	50,717.36
1/8	49,565.22	1/8	49,797.10	1/8	50,028.98	1/8	50,260.85	1/8	50,492.73	1/8	50,724.60
3/16	49,572.47	3/16	49,804.35	3/16	50,036.22	3/16	50,268.10	3/16	50,499.97	3/16	50,731.85
1/4	49,579.72	1/4	49,811.59	1/4	50,043.47	1/4	50,275.34	1/4	50,507.22	1/4	50,739.09
5/16	49,586.96	5/16	49,818.84	5/16	50,050.71	5/16	50,282.59	5/16	50,514.46	5/16	50,746.34
3/8	49,594.21	3/8	49,826.08	3/8	50,057.96	3/8	50,289.83	3/8	50,521.71	3/8	50,753.59
7/16	49,601.45	7/16	49,833.33	7/16	50,065.21	7/16	50,297.08	7/16	50,528.96	7/16	50,760.83
1/2	49,608.70	1/2	49,840.58	1/2	50,072.45	1/2	50,304.33	1/2	50,536.20	1/2	50,768.08
9/16	49,615.95	9/16	49,847.82	9/16	50,079.70	9/16	50,311.57	9/16	50,543.45	9/16	50,775.32
5/8	49,623.19	5/8	49,855.07	5/8	50,086.94	5/8	50,318.82	5/8	50,550.69	5/8	50,782.57
11/16	49,630.44	11/16	49,862.31	11/16	50,094.19	11/16	50,326.07	11/16	50,557.94	11/16	50,789.82
3/4	49,637.69	3/4	49,869.56	3/4	50,101.44	3/4	50,333.31	3/4	50,565.19	3/4	50,797.06
13/16	49,644.93	13/16	49,876.81	13/16	50,108.68	13/16	50,340.56	13/16	50,572.43	13/16	50,804.31
7/8	49,652.18	7/8	49,884.05	7/8	50,115.93	7/8	50,347.80	7/8	50,579.68	7/8	50,811.55
15/16	49,659.42	15/16	49,891.30	15/16	50,123.17	15/16	50,355.05	15/16	50,586.93	15/16	50,818.80
3	49,666.67	5	49,898.55	7	50,130.42	9	50,362.30	11	50,594.17	1	50,826.05
1/16	49,673.92	1/16	49,905.79	1/16	50,137.67	1/16	50,369.54	1/16	50,601.42	1/16	50,833.29
1/8	49,681.16	1/8	49,913.04	1/8	50,144.91	1/8	50,376.79	1/8	50,608.66	1/8	50,840.54
3/16	49,688.41	3/16	49,920.28	3/16	50,152.16	3/16	50,384.03	3/16	50,615.91	3/16	50,847.79
1/4	49,695.65	1/4	49,927.53	1/4	50,159.41	1/4	50,391.28	1/4	50,623.16	1/4	50,855.03
5/16	49,702.90	5/16	49,934.78	5/16	50,166.65	5/16	50,398.53	5/16	50,630.40	5/16	50,862.28
3/8	49,710.15	3/8	49,942.02	3/8	50,173.90	3/8	50,405.77	3/8	50,637.65	3/8	50,869.52
7/16	49,717.39	7/16	49,949.27	7/16	50,181.14	7/16	50,413.02	7/16	50,644.89	7/16	50,876.77
1/2	49,724.64	1/2	49,956.51	1/2	50,188.39	1/2	50,420.26	1/2	50,652.14	1/2	50,884.02
9/16	49,731.88	9/16	49,963.76	9/16	50,195.64	9/16	50,427.51	9/16	50,659.39	9/16	50,891.26
5/8	49,739.13	5/8	49,971.01	5/8	50,202.88	5/8	50,434.76	5/8	50,666.63	5/8	50,898.51
11/16	49,746.38	11/16	49,978.25	11/16	50,210.13	11/16	50,442.00	11/16	50,673.88	11/16	50,905.75
3/4	49,753.62	3/4	49,985.50	3/4	50,217.37	3/4	50,449.25	3/4	50,681.12	3/4	50,913.00
13/16	49,760.87	13/16	49,992.74	13/16	50,224.62	13/16	50,456.50	13/16	50,688.37	13/16	50,920.25
7/8	49,768.12	7/8	49,999.99	7/8	50,231.87	7/8	50,463.74	7/8	50,695.62	7/8	50,927.49
15/16	49,775.36	15/16	50,007.24	15/16	50,239.11	15/16	50,470.99	15/16	50,702.86	15/16	50,934.74

This chart is Certified for Tank: 16 only. No changes are permissible without the written consent of GAUGE POINT CALIBRATION.

For calibration specification information, see certificate on page 1.

Tank No: 16
GAUGE POINT CALIBRATION
1-800-205-TANK

Red Hill, Pearl Harbor, Hawaii

Issue Date: 06/12/06

Capacities given in barrels of 42 U.S. gallons.

Gauge Height: 256'-07 1/2"

in/in	53 FT	in/in	53 FT	in/in	53 FT	in/in	53 FT	in/in	53 FT	in/in	54 FT
2	50,941.98	4	51,173.86	6	51,405.74	8	51,637.61	10	51,869.49	0	52,101.36
1/16	50,949.23	1/16	51,181.11	1/16	51,412.98	1/16	51,644.86	1/16	51,876.73	1/16	52,108.61
1/8	50,956.48	1/8	51,188.35	1/8	51,420.23	1/8	51,652.10	1/8	51,883.98	1/8	52,115.85
3/16	50,963.72	3/16	51,195.60	3/16	51,427.47	3/16	51,659.35	3/16	51,891.22	3/16	52,123.10
1/4	50,970.97	1/4	51,202.84	1/4	51,434.72	1/4	51,666.60	1/4	51,898.47	1/4	52,130.35
5/16	50,978.22	5/16	51,210.09	5/16	51,441.97	5/16	51,673.84	5/16	51,905.72	5/16	52,137.59
3/8	50,985.46	3/8	51,217.34	3/8	51,449.21	3/8	51,681.09	3/8	51,912.96	3/8	52,144.84
7/16	50,992.71	7/16	51,224.58	7/16	51,456.46	7/16	51,688.33	7/16	51,920.21	7/16	52,152.08
1/2	50,999.95	1/2	51,231.83	1/2	51,463.70	1/2	51,695.58	1/2	51,927.45	1/2	52,159.33
9/16	51,007.20	9/16	51,239.07	9/16	51,470.95	9/16	51,702.83	9/16	51,934.70	9/16	52,166.58
5/8	51,014.45	5/8	51,246.32	5/8	51,478.20	5/8	51,710.07	5/8	51,941.95	5/8	52,173.82
11/16	51,021.69	11/16	51,253.57	11/16	51,485.44	11/16	51,717.32	11/16	51,949.19	11/16	52,181.07
3/4	51,028.94	3/4	51,260.81	3/4	51,492.69	3/4	51,724.56	3/4	51,956.44	3/4	52,188.31
13/16	51,036.18	13/16	51,268.06	13/16	51,499.93	13/16	51,731.81	13/16	51,963.69	13/16	52,195.56
7/8	51,043.43	7/8	51,275.31	7/8	51,507.18	7/8	51,739.06	7/8	51,970.93	7/8	52,202.81
15/16	51,050.68	15/16	51,282.55	15/16	51,514.43	15/16	51,746.30	15/16	51,978.18	15/16	52,210.05
3	51,057.92	5	51,289.80	7	51,521.67	9	51,753.55	11	51,985.42	1	52,217.30
1/16	51,065.17	1/16	51,297.04	1/16	51,528.92	1/16	51,760.79	1/16	51,992.67	1/16	52,224.55
1/8	51,072.41	1/8	51,304.29	1/8	51,536.17	1/8	51,768.04	1/8	51,999.92	1/8	52,231.79
3/16	51,079.66	3/16	51,311.54	3/16	51,543.41	3/16	51,775.29	3/16	52,007.16	3/16	52,239.04
1/4	51,086.91	1/4	51,318.78	1/4	51,550.66	1/4	51,782.53	1/4	52,014.41	1/4	52,246.28
5/16	51,094.15	5/16	51,326.03	5/16	51,557.90	5/16	51,789.78	5/16	52,021.65	5/16	52,253.53
3/8	51,101.40	3/8	51,333.27	3/8	51,565.15	3/8	51,797.03	3/8	52,028.90	3/8	52,260.78
7/16	51,108.64	7/16	51,340.52	7/16	51,572.40	7/16	51,804.27	7/16	52,036.15	7/16	52,268.02
1/2	51,115.89	1/2	51,347.77	1/2	51,579.64	1/2	51,811.52	1/2	52,043.39	1/2	52,275.27
9/16	51,123.14	9/16	51,355.01	9/16	51,586.89	9/16	51,818.76	9/16	52,050.64	9/16	52,282.51
5/8	51,130.38	5/8	51,362.26	5/8	51,594.13	5/8	51,826.01	5/8	52,057.88	5/8	52,289.76
11/16	51,137.63	11/16	51,369.50	11/16	51,601.38	11/16	51,833.26	11/16	52,065.13	11/16	52,297.01
3/4	51,144.88	3/4	51,376.75	3/4	51,608.63	3/4	51,840.50	3/4	52,072.38	3/4	52,304.25
13/16	51,152.12	13/16	51,384.00	13/16	51,615.87	13/16	51,847.75	13/16	52,079.62	13/16	52,311.50
7/8	51,159.37	7/8	51,391.24	7/8	51,623.12	7/8	51,854.99	7/8	52,086.87	7/8	52,318.74
15/16	51,166.61	15/16	51,398.49	15/16	51,630.36	15/16	51,862.24	15/16	52,094.12	15/16	52,325.99

This chart is Certified for Tank: 16 only. No changes are permissible without the written consent of GAUGE POINT CALIBRATION.

For calibration specification information, see certificate on page 1.

Tank No: 16
GAUGE POINT CALIBRATION
1-800-205-TANK

Red Hill, Pearl Harbor, Hawaii

Issue Date: 06/12/06

Capacities given in barrels of 42 U.S. gallons.

Gauge Height: 256'-07 1/2"

in/in	54 FT	in/in	54 FT	in/in	54 FT	in/in	54 FT	in/in	54 FT	in/in	55 FT
2	52,333.24	4	52,565.11	6	52,796.99	8	53,028.86	10	53,260.74	0	53,492.61
1/16	52,340.48	1/16	52,572.36	1/16	52,804.23	1/16	53,036.11	1/16	53,267.98	1/16	53,499.86
1/8	52,347.73	1/8	52,579.60	1/8	52,811.48	1/8	53,043.36	1/8	53,275.23	1/8	53,507.11
3/16	52,354.98	3/16	52,586.85	3/16	52,818.73	3/16	53,050.60	3/16	53,282.48	3/16	53,514.35
1/4	52,362.22	1/4	52,594.10	1/4	52,825.97	1/4	53,057.85	1/4	53,289.72	1/4	53,521.60
5/16	52,369.47	5/16	52,601.34	5/16	52,833.22	5/16	53,065.09	5/16	53,296.97	5/16	53,528.84
3/8	52,376.71	3/8	52,608.59	3/8	52,840.46	3/8	53,072.34	3/8	53,304.22	3/8	53,536.09
7/16	52,383.96	7/16	52,615.84	7/16	52,847.71	7/16	53,079.59	7/16	53,311.46	7/16	53,543.34
1/2	52,391.21	1/2	52,623.08	1/2	52,854.96	1/2	53,086.83	1/2	53,318.71	1/2	53,550.58
9/16	52,398.45	9/16	52,630.33	9/16	52,862.20	9/16	53,094.08	9/16	53,325.95	9/16	53,557.83
5/8	52,405.70	5/8	52,637.57	5/8	52,869.45	5/8	53,101.32	5/8	53,333.20	5/8	53,565.07
11/16	52,412.94	11/16	52,644.82	11/16	52,876.69	11/16	53,108.57	11/16	53,340.45	11/16	53,572.32
3/4	52,420.19	3/4	52,652.07	3/4	52,883.94	3/4	53,115.82	3/4	53,347.69	3/4	53,579.57
13/16	52,427.44	13/16	52,659.31	13/16	52,891.19	13/16	53,123.06	13/16	53,354.94	13/16	53,586.81
7/8	52,434.68	7/8	52,666.56	7/8	52,898.43	7/8	53,130.31	7/8	53,362.18	7/8	53,594.06
15/16	52,441.93	15/16	52,673.80	15/16	52,905.68	15/16	53,137.55	15/16	53,369.43	15/16	53,601.31
3	52,449.17	5	52,681.05	7	52,912.93	9	53,144.80	11	53,376.68	1	53,608.55
1/16	52,456.42	1/16	52,688.30	1/16	52,920.17	1/16	53,152.05	1/16	53,383.92	1/16	53,615.80
1/8	52,463.67	1/8	52,695.54	1/8	52,927.42	1/8	53,159.29	1/8	53,391.17	1/8	53,623.04
3/16	52,470.91	3/16	52,702.79	3/16	52,934.66	3/16	53,166.54	3/16	53,398.41	3/16	53,630.29
1/4	52,478.16	1/4	52,710.03	1/4	52,941.91	1/4	53,173.79	1/4	53,405.66	1/4	53,637.54
5/16	52,485.41	5/16	52,717.28	5/16	52,949.16	5/16	53,181.03	5/16	53,412.91	5/16	53,644.78
3/8	52,492.65	3/8	52,724.53	3/8	52,956.40	3/8	53,188.28	3/8	53,420.15	3/8	53,652.03
7/16	52,499.90	7/16	52,731.77	7/16	52,963.65	7/16	53,195.52	7/16	53,427.40	7/16	53,659.27
1/2	52,507.14	1/2	52,739.02	1/2	52,970.89	1/2	53,202.77	1/2	53,434.65	1/2	53,666.52
9/16	52,514.39	9/16	52,746.26	9/16	52,978.14	9/16	53,210.02	9/16	53,441.89	9/16	53,673.77
5/8	52,521.64	5/8	52,753.51	5/8	52,985.39	5/8	53,217.26	5/8	53,449.14	5/8	53,681.01
11/16	52,528.88	11/16	52,760.76	11/16	52,992.63	11/16	53,224.51	11/16	53,456.38	11/16	53,688.26
3/4	52,536.13	3/4	52,768.00	3/4	52,999.88	3/4	53,231.75	3/4	53,463.63	3/4	53,695.50
13/16	52,543.37	13/16	52,775.25	13/16	53,007.12	13/16	53,239.00	13/16	53,470.88	13/16	53,702.75
7/8	52,550.62	7/8	52,782.50	7/8	53,014.37	7/8	53,246.25	7/8	53,478.12	7/8	53,710.00
15/16	52,557.87	15/16	52,789.74	15/16	53,021.62	15/16	53,253.49	15/16	53,485.37	15/16	53,717.24

This chart is Certified for Tank: 16 only. No changes are permissible without the written consent of GAUGE POINT CALIBRATION.

For calibration specification information, see certificate on page 1.

Tank No: 16
GAUGE POINT CALIBRATION
1-800-205-TANK

Red Hill, Pearl Harbor, Hawaii

Issue Date: 06/12/06

Capacities given in barrels of 42 U.S. gallons.

Gauge Height: 256'-07 1/2"

in/in	55 FT	in/in	55 FT	in/in	55 FT	in/in	55 FT	in/in	55 FT	in/in	56 FT
2	53,724.49	4	53,956.36	6	54,188.24	8	54,420.12	10	54,651.99	0	54,883.87
1/16	53,731.74	1/16	53,963.61	1/16	54,195.49	1/16	54,427.36	1/16	54,659.24	1/16	54,891.11
1/8	53,738.98	1/8	53,970.86	1/8	54,202.73	1/8	54,434.61	1/8	54,666.48	1/8	54,898.36
3/16	53,746.23	3/16	53,978.10	3/16	54,209.98	3/16	54,441.85	3/16	54,673.73	3/16	54,905.60
1/4	53,753.47	1/4	53,985.35	1/4	54,217.22	1/4	54,449.10	1/4	54,680.98	1/4	54,912.85
5/16	53,760.72	5/16	53,992.60	5/16	54,224.47	5/16	54,456.35	5/16	54,688.22	5/16	54,920.10
3/8	53,767.97	3/8	53,999.84	3/8	54,231.72	3/8	54,463.59	3/8	54,695.47	3/8	54,927.34
7/16	53,775.21	7/16	54,007.09	7/16	54,238.96	7/16	54,470.84	7/16	54,702.71	7/16	54,934.59
1/2	53,782.46	1/2	54,014.33	1/2	54,246.21	1/2	54,478.08	1/2	54,709.96	1/2	54,941.84
9/16	53,789.70	9/16	54,021.58	9/16	54,253.46	9/16	54,485.33	9/16	54,717.21	9/16	54,949.08
5/8	53,796.95	5/8	54,028.83	5/8	54,260.70	5/8	54,492.58	5/8	54,724.45	5/8	54,956.33
11/16	53,804.20	11/16	54,036.07	11/16	54,267.95	11/16	54,499.82	11/16	54,731.70	11/16	54,963.57
3/4	53,811.44	3/4	54,043.32	3/4	54,275.19	3/4	54,507.07	3/4	54,738.94	3/4	54,970.82
13/16	53,818.69	13/16	54,050.56	13/16	54,282.44	13/16	54,514.31	13/16	54,746.19	13/16	54,978.07
7/8	53,825.93	7/8	54,057.81	7/8	54,289.69	7/8	54,521.56	7/8	54,753.44	7/8	54,985.31
15/16	53,833.18	15/16	54,065.06	15/16	54,296.93	15/16	54,528.81	15/16	54,760.68	15/16	54,992.56
3	53,840.43	5	54,072.30	7	54,304.18	9	54,536.05	11	54,767.93	1	54,999.80
1/16	53,847.67	1/16	54,079.55	1/16	54,311.42	1/16	54,543.30	1/16	54,775.17	1/16	55,007.05
1/8	53,854.92	1/8	54,086.79	1/8	54,318.67	1/8	54,550.55	1/8	54,782.42	1/8	55,014.30
3/16	53,862.17	3/16	54,094.04	3/16	54,325.92	3/16	54,557.79	3/16	54,789.67	3/16	55,021.54
1/4	53,869.41	1/4	54,101.29	1/4	54,333.16	1/4	54,565.04	1/4	54,796.91	1/4	55,028.79
5/16	53,876.66	5/16	54,108.53	5/16	54,340.41	5/16	54,572.28	5/16	54,804.16	5/16	55,036.03
3/8	53,883.90	3/8	54,115.78	3/8	54,347.65	3/8	54,579.53	3/8	54,811.41	3/8	55,043.28
7/16	53,891.15	7/16	54,123.03	7/16	54,354.90	7/16	54,586.78	7/16	54,818.65	7/16	55,050.53
1/2	53,898.40	1/2	54,130.27	1/2	54,362.15	1/2	54,594.02	1/2	54,825.90	1/2	55,057.77
9/16	53,905.64	9/16	54,137.52	9/16	54,369.39	9/16	54,601.27	9/16	54,833.14	9/16	55,065.02
5/8	53,912.89	5/8	54,144.76	5/8	54,376.64	5/8	54,608.51	5/8	54,840.39	5/8	55,072.27
11/16	53,920.13	11/16	54,152.01	11/16	54,383.88	11/16	54,615.76	11/16	54,847.64	11/16	55,079.51
3/4	53,927.38	3/4	54,159.26	3/4	54,391.13	3/4	54,623.01	3/4	54,854.88	3/4	55,086.76
13/16	53,934.63	13/16	54,166.50	13/16	54,398.38	13/16	54,630.25	13/16	54,862.13	13/16	55,094.00
7/8	53,941.87	7/8	54,173.75	7/8	54,405.62	7/8	54,637.50	7/8	54,869.37	7/8	55,101.25
15/16	53,949.12	15/16	54,180.99	15/16	54,412.87	15/16	54,644.74	15/16	54,876.62	15/16	55,108.50

This chart is Certified for Tank: 16 only. No changes are permissible without the written consent of GAUGE POINT CALIBRATION.

For calibration specification information, see certificate on page 1.

Tank No: 16
GAUGE POINT CALIBRATION
1-800-205-TANK

Red Hill, Pearl Harbor, Hawaii

Issue Date: 06/12/06

Capacities given in barrels of 42 U.S. gallons.

Gauge Height: 256'-07 1/2"

in/in	56 FT	in/in	56 FT	in/in	56 FT	in/in	56 FT	in/in	56 FT	in/in	57 FT
2	55,115.74	4	55,347.62	6	55,579.49	8	55,811.37	10	56,043.24	0	56,275.12
1/16	55,122.99	1/16	55,354.86	1/16	55,586.74	1/16	55,818.61	1/16	56,050.49	1/16	56,282.36
1/8	55,130.23	1/8	55,362.11	1/8	55,593.98	1/8	55,825.86	1/8	56,057.74	1/8	56,289.61
3/16	55,137.48	3/16	55,369.36	3/16	55,601.23	3/16	55,833.11	3/16	56,064.98	3/16	56,296.86
1/4	55,144.73	1/4	55,376.60	1/4	55,608.48	1/4	55,840.35	1/4	56,072.23	1/4	56,304.10
5/16	55,151.97	5/16	55,383.85	5/16	55,615.72	5/16	55,847.60	5/16	56,079.47	5/16	56,311.35
3/8	55,159.22	3/8	55,391.09	3/8	55,622.97	3/8	55,854.84	3/8	56,086.72	3/8	56,318.60
7/16	55,166.46	7/16	55,398.34	7/16	55,630.22	7/16	55,862.09	7/16	56,093.97	7/16	56,325.84
1/2	55,173.71	1/2	55,405.59	1/2	55,637.46	1/2	55,869.34	1/2	56,101.21	1/2	56,333.09
9/16	55,180.96	9/16	55,412.83	9/16	55,644.71	9/16	55,876.58	9/16	56,108.46	9/16	56,340.33
5/8	55,188.20	5/8	55,420.08	5/8	55,651.95	5/8	55,883.83	5/8	56,115.70	5/8	56,347.58
11/16	55,195.45	11/16	55,427.32	11/16	55,659.20	11/16	55,891.08	11/16	56,122.95	11/16	56,354.83
3/4	55,202.69	3/4	55,434.57	3/4	55,666.45	3/4	55,898.32	3/4	56,130.20	3/4	56,362.07
13/16	55,209.94	13/16	55,441.82	13/16	55,673.69	13/16	55,905.57	13/16	56,137.44	13/16	56,369.32
7/8	55,217.19	7/8	55,449.06	7/8	55,680.94	7/8	55,912.81	7/8	56,144.69	7/8	56,376.56
15/16	55,224.43	15/16	55,456.31	15/16	55,688.18	15/16	55,920.06	15/16	56,151.93	15/16	56,383.81
3	55,231.68	5	55,463.55	7	55,695.43	9	55,927.31	11	56,159.18	1	56,391.06
1/16	55,238.93	1/16	55,470.80	1/16	55,702.68	1/16	55,934.55	1/16	56,166.43	1/16	56,398.30
1/8	55,246.17	1/8	55,478.05	1/8	55,709.92	1/8	55,941.80	1/8	56,173.67	1/8	56,405.55
3/16	55,253.42	3/16	55,485.29	3/16	55,717.17	3/16	55,949.04	3/16	56,180.92	3/16	56,412.79
1/4	55,260.66	1/4	55,492.54	1/4	55,724.41	1/4	55,956.29	1/4	56,188.17	1/4	56,420.04
5/16	55,267.91	5/16	55,499.79	5/16	55,731.66	5/16	55,963.54	5/16	56,195.41	5/16	56,427.29
3/8	55,275.16	3/8	55,507.03	3/8	55,738.91	3/8	55,970.78	3/8	56,202.66	3/8	56,434.53
7/16	55,282.40	7/16	55,514.28	7/16	55,746.15	7/16	55,978.03	7/16	56,209.90	7/16	56,441.78
1/2	55,289.65	1/2	55,521.52	1/2	55,753.40	1/2	55,985.27	1/2	56,217.15	1/2	56,449.03
9/16	55,296.89	9/16	55,528.77	9/16	55,760.65	9/16	55,992.52	9/16	56,224.40	9/16	56,456.27
5/8	55,304.14	5/8	55,536.02	5/8	55,767.89	5/8	55,999.77	5/8	56,231.64	5/8	56,463.52
11/16	55,311.39	11/16	55,543.26	11/16	55,775.14	11/16	56,007.01	11/16	56,238.89	11/16	56,470.76
3/4	55,318.63	3/4	55,550.51	3/4	55,782.38	3/4	56,014.26	3/4	56,246.13	3/4	56,478.01
13/16	55,325.88	13/16	55,557.75	13/16	55,789.63	13/16	56,021.50	13/16	56,253.38	13/16	56,485.26
7/8	55,333.12	7/8	55,565.00	7/8	55,796.88	7/8	56,028.75	7/8	56,260.63	7/8	56,492.50
15/16	55,340.37	15/16	55,572.25	15/16	55,804.12	15/16	56,036.00	15/16	56,267.87	15/16	56,499.75

This chart is Certified for Tank: 16 only. No changes are permissible without the written consent of GAUGE POINT CALIBRATION.

For calibration specification information, see certificate on page 1.

Tank No: 16
GAUGE POINT CALIBRATION
1-800-205-TANK

Red Hill, Pearl Harbor, Hawaii

Issue Date: 06/12/06

Capacities given in barrels of 42 U.S. gallons.

Gauge Height: 256'-07 1/2"

in/in	57 FT	in/in	57 FT	in/in	57 FT	in/in	57 FT	in/in	57 FT	in/in	58 FT
2	56,506.99	4	56,738.87	6	56,970.74	8	57,202.62	10	57,434.50	0	57,666.37
1/16	56,514.24	1/16	56,746.12	1/16	56,977.99	1/16	57,209.87	1/16	57,441.74	1/16	57,673.62
1/8	56,521.49	1/8	56,753.36	1/8	56,985.24	1/8	57,217.11	1/8	57,448.99	1/8	57,680.86
3/16	56,528.73	3/16	56,760.61	3/16	56,992.48	3/16	57,224.36	3/16	57,456.23	3/16	57,688.11
1/4	56,535.98	1/4	56,767.85	1/4	56,999.73	1/4	57,231.60	1/4	57,463.48	1/4	57,695.36
5/16	56,543.22	5/16	56,775.10	5/16	57,006.98	5/16	57,238.85	5/16	57,470.73	5/16	57,702.60
3/8	56,550.47	3/8	56,782.35	3/8	57,014.22	3/8	57,246.10	3/8	57,477.97	3/8	57,709.85
7/16	56,557.72	7/16	56,789.59	7/16	57,021.47	7/16	57,253.34	7/16	57,485.22	7/16	57,717.09
1/2	56,564.96	1/2	56,796.84	1/2	57,028.71	1/2	57,260.59	1/2	57,492.46	1/2	57,724.34
9/16	56,572.21	9/16	56,804.08	9/16	57,035.96	9/16	57,267.84	9/16	57,499.71	9/16	57,731.59
5/8	56,579.46	5/8	56,811.33	5/8	57,043.21	5/8	57,275.08	5/8	57,506.96	5/8	57,738.83
11/16	56,586.70	11/16	56,818.58	11/16	57,050.45	11/16	57,282.33	11/16	57,514.20	11/16	57,746.08
3/4	56,593.95	3/4	56,825.82	3/4	57,057.70	3/4	57,289.57	3/4	57,521.45	3/4	57,753.32
13/16	56,601.19	13/16	56,833.07	13/16	57,064.94	13/16	57,296.82	13/16	57,528.70	13/16	57,760.57
7/8	56,608.44	7/8	56,840.31	7/8	57,072.19	7/8	57,304.07	7/8	57,535.94	7/8	57,767.82
15/16	56,615.69	15/16	56,847.56	15/16	57,079.44	15/16	57,311.31	15/16	57,543.19	15/16	57,775.06
3	56,622.93	5	56,854.81	7	57,086.68	9	57,318.56	11	57,550.43	1	57,782.31
1/16	56,630.18	1/16	56,862.05	1/16	57,093.93	1/16	57,325.80	1/16	57,557.68	1/16	57,789.55
1/8	56,637.42	1/8	56,869.30	1/8	57,101.17	1/8	57,333.05	1/8	57,564.93	1/8	57,796.80
3/16	56,644.67	3/16	56,876.55	3/16	57,108.42	3/16	57,340.30	3/16	57,572.17	3/16	57,804.05
1/4	56,651.92	1/4	56,883.79	1/4	57,115.67	1/4	57,347.54	1/4	57,579.42	1/4	57,811.29
5/16	56,659.16	5/16	56,891.04	5/16	57,122.91	5/16	57,354.79	5/16	57,586.66	5/16	57,818.54
3/8	56,666.41	3/8	56,898.28	3/8	57,130.16	3/8	57,362.03	3/8	57,593.91	3/8	57,825.79
7/16	56,673.65	7/16	56,905.53	7/16	57,137.41	7/16	57,369.28	7/16	57,601.16	7/16	57,833.03
1/2	56,680.90	1/2	56,912.78	1/2	57,144.65	1/2	57,376.53	1/2	57,608.40	1/2	57,840.28
9/16	56,688.15	9/16	56,920.02	9/16	57,151.90	9/16	57,383.77	9/16	57,615.65	9/16	57,847.52
5/8	56,695.39	5/8	56,927.27	5/8	57,159.14	5/8	57,391.02	5/8	57,622.89	5/8	57,854.77
11/16	56,702.64	11/16	56,934.51	11/16	57,166.39	11/16	57,398.27	11/16	57,630.14	11/16	57,862.02
3/4	56,709.89	3/4	56,941.76	3/4	57,173.64	3/4	57,405.51	3/4	57,637.39	3/4	57,869.26
13/16	56,717.13	13/16	56,949.01	13/16	57,180.88	13/16	57,412.76	13/16	57,644.63	13/16	57,876.51
7/8	56,724.38	7/8	56,956.25	7/8	57,188.13	7/8	57,420.00	7/8	57,651.88	7/8	57,883.75
15/16	56,731.62	15/16	56,963.50	15/16	57,195.37	15/16	57,427.25	15/16	57,659.12	15/16	57,891.00

This chart is Certified for Tank: 16 only. No changes are permissible without the written consent of GAUGE POINT CALIBRATION.

For calibration specification information, see certificate on page 1.

Tank No: 16
GAUGE POINT CALIBRATION
1-800-205-TANK

Red Hill, Pearl Harbor, Hawaii

Issue Date: 06/12/06

Capacities given in barrels of 42 U.S. gallons.

Gauge Height: 256'-07 1/2"

in/in	58 FT	in/in	58 FT	in/in	58 FT	in/in	58 FT	in/in	58 FT	in/in	59 FT
2	57,898.25	4	58,130.12	6	58,362.00	8	58,593.87	10	58,825.75	0	59,057.62
1/16	57,905.49	1/16	58,137.37	1/16	58,369.24	1/16	58,601.12	1/16	58,832.99	1/16	59,064.87
1/8	57,912.74	1/8	58,144.61	1/8	58,376.49	1/8	58,608.36	1/8	58,840.24	1/8	59,072.12
3/16	57,919.98	3/16	58,151.86	3/16	58,383.74	3/16	58,615.61	3/16	58,847.49	3/16	59,079.36
1/4	57,927.23	1/4	58,159.11	1/4	58,390.98	1/4	58,622.86	1/4	58,854.73	1/4	59,086.61
5/16	57,934.48	5/16	58,166.35	5/16	58,398.23	5/16	58,630.10	5/16	58,861.98	5/16	59,093.85
3/8	57,941.72	3/8	58,173.60	3/8	58,405.47	3/8	58,637.35	3/8	58,869.22	3/8	59,101.10
7/16	57,948.97	7/16	58,180.84	7/16	58,412.72	7/16	58,644.60	7/16	58,876.47	7/16	59,108.35
1/2	57,956.22	1/2	58,188.09	1/2	58,419.97	1/2	58,651.84	1/2	58,883.72	1/2	59,115.59
9/16	57,963.46	9/16	58,195.34	9/16	58,427.21	9/16	58,659.09	9/16	58,890.96	9/16	59,122.84
5/8	57,970.71	5/8	58,202.58	5/8	58,434.46	5/8	58,666.33	5/8	58,898.21	5/8	59,130.08
11/16	57,977.95	11/16	58,209.83	11/16	58,441.70	11/16	58,673.58	11/16	58,905.46	11/16	59,137.33
3/4	57,985.20	3/4	58,217.08	3/4	58,448.95	3/4	58,680.83	3/4	58,912.70	3/4	59,144.58
13/16	57,992.45	13/16	58,224.32	13/16	58,456.20	13/16	58,688.07	13/16	58,919.95	13/16	59,151.82
7/8	57,999.69	7/8	58,231.57	7/8	58,463.44	7/8	58,695.32	7/8	58,927.19	7/8	59,159.07
15/16	58,006.94	15/16	58,238.81	15/16	58,470.69	15/16	58,702.56	15/16	58,934.44	15/16	59,166.32
3	58,014.18	5	58,246.06	7	58,477.94	9	58,709.81	11	58,941.69	1	59,173.56
1/16	58,021.43	1/16	58,253.31	1/16	58,485.18	1/16	58,717.06	1/16	58,948.93	1/16	59,180.81
1/8	58,028.68	1/8	58,260.55	1/8	58,492.43	1/8	58,724.30	1/8	58,956.18	1/8	59,188.05
3/16	58,035.92	3/16	58,267.80	3/16	58,499.67	3/16	58,731.55	3/16	58,963.42	3/16	59,195.30
1/4	58,043.17	1/4	58,275.04	1/4	58,506.92	1/4	58,738.79	1/4	58,970.67	1/4	59,202.55
5/16	58,050.41	5/16	58,282.29	5/16	58,514.17	5/16	58,746.04	5/16	58,977.92	5/16	59,209.79
3/8	58,057.66	3/8	58,289.54	3/8	58,521.41	3/8	58,753.29	3/8	58,985.16	3/8	59,217.04
7/16	58,064.91	7/16	58,296.78	7/16	58,528.66	7/16	58,760.53	7/16	58,992.41	7/16	59,224.28
1/2	58,072.15	1/2	58,304.03	1/2	58,535.90	1/2	58,767.78	1/2	58,999.65	1/2	59,231.53
9/16	58,079.40	9/16	58,311.27	9/16	58,543.15	9/16	58,775.03	9/16	59,006.90	9/16	59,238.78
5/8	58,086.65	5/8	58,318.52	5/8	58,550.40	5/8	58,782.27	5/8	59,014.15	5/8	59,246.02
11/16	58,093.89	11/16	58,325.77	11/16	58,557.64	11/16	58,789.52	11/16	59,021.39	11/16	59,253.27
3/4	58,101.14	3/4	58,333.01	3/4	58,564.89	3/4	58,796.76	3/4	59,028.64	3/4	59,260.51
13/16	58,108.38	13/16	58,340.26	13/16	58,572.13	13/16	58,804.01	13/16	59,035.89	13/16	59,267.76
7/8	58,115.63	7/8	58,347.51	7/8	58,579.38	7/8	58,811.26	7/8	59,043.13	7/8	59,275.01
15/16	58,122.88	15/16	58,354.75	15/16	58,586.63	15/16	58,818.50	15/16	59,050.38	15/16	59,282.25

This chart is Certified for Tank: 16 only. No changes are permissible without the written consent of GAUGE POINT CALIBRATION.

For calibration specification information, see certificate on page 1.

Tank No: 16
GAUGE POINT CALIBRATION
1-800-205-TANK

Red Hill, Pearl Harbor, Hawaii

Issue Date: 06/12/06

Capacities given in barrels of 42 U.S. gallons.

Gauge Height: 256'-07 1/2"

in/in	59 FT	in/in	59 FT	in/in	59 FT	in/in	59 FT	in/in	59 FT	in/in	60 FT
2	59,289.50	4	59,521.37	6	59,753.25	8	59,985.13	10	60,217.00	0	60,448.88
1/16	59,296.75	1/16	59,528.62	1/16	59,760.50	1/16	59,992.37	1/16	60,224.25	1/16	60,456.12
1/8	59,303.99	1/8	59,535.87	1/8	59,767.74	1/8	59,999.62	1/8	60,231.49	1/8	60,463.37
3/16	59,311.24	3/16	59,543.11	3/16	59,774.99	3/16	60,006.86	3/16	60,238.74	3/16	60,470.61
1/4	59,318.48	1/4	59,550.36	1/4	59,782.23	1/4	60,014.11	1/4	60,245.98	1/4	60,477.86
5/16	59,325.73	5/16	59,557.60	5/16	59,789.48	5/16	60,021.36	5/16	60,253.23	5/16	60,485.11
3/8	59,332.98	3/8	59,564.85	3/8	59,796.73	3/8	60,028.60	3/8	60,260.48	3/8	60,492.35
7/16	59,340.22	7/16	59,572.10	7/16	59,803.97	7/16	60,035.85	7/16	60,267.72	7/16	60,499.60
1/2	59,347.47	1/2	59,579.34	1/2	59,811.22	1/2	60,043.09	1/2	60,274.97	1/2	60,506.84
9/16	59,354.71	9/16	59,586.59	9/16	59,818.46	9/16	60,050.34	9/16	60,282.22	9/16	60,514.09
5/8	59,361.96	5/8	59,593.84	5/8	59,825.71	5/8	60,057.59	5/8	60,289.46	5/8	60,521.34
11/16	59,369.21	11/16	59,601.08	11/16	59,832.96	11/16	60,064.83	11/16	60,296.71	11/16	60,528.58
3/4	59,376.45	3/4	59,608.33	3/4	59,840.20	3/4	60,072.08	3/4	60,303.95	3/4	60,535.83
13/16	59,383.70	13/16	59,615.57	13/16	59,847.45	13/16	60,079.32	13/16	60,311.20	13/16	60,543.08
7/8	59,390.94	7/8	59,622.82	7/8	59,854.70	7/8	60,086.57	7/8	60,318.45	7/8	60,550.32
15/16	59,398.19	15/16	59,630.07	15/16	59,861.94	15/16	60,093.82	15/16	60,325.69	15/16	60,557.57
3	59,405.44	5	59,637.31	7	59,869.19	9	60,101.06	11	60,332.94	1	60,564.81
1/16	59,412.68	1/16	59,644.56	1/16	59,876.43	1/16	60,108.31	1/16	60,340.18	1/16	60,572.06
1/8	59,419.93	1/8	59,651.80	1/8	59,883.68	1/8	60,115.56	1/8	60,347.43	1/8	60,579.31
3/16	59,427.17	3/16	59,659.05	3/16	59,890.93	3/16	60,122.80	3/16	60,354.68	3/16	60,586.55
1/4	59,434.42	1/4	59,666.30	1/4	59,898.17	1/4	60,130.05	1/4	60,361.92	1/4	60,593.80
5/16	59,441.67	5/16	59,673.54	5/16	59,905.42	5/16	60,137.29	5/16	60,369.17	5/16	60,601.04
3/8	59,448.91	3/8	59,680.79	3/8	59,912.66	3/8	60,144.54	3/8	60,376.41	3/8	60,608.29
7/16	59,456.16	7/16	59,688.03	7/16	59,919.91	7/16	60,151.79	7/16	60,383.66	7/16	60,615.54
1/2	59,463.41	1/2	59,695.28	1/2	59,927.16	1/2	60,159.03	1/2	60,390.91	1/2	60,622.78
9/16	59,470.65	9/16	59,702.53	9/16	59,934.40	9/16	60,166.28	9/16	60,398.15	9/16	60,630.03
5/8	59,477.90	5/8	59,709.77	5/8	59,941.65	5/8	60,173.52	5/8	60,405.40	5/8	60,637.27
11/16	59,485.14	11/16	59,717.02	11/16	59,948.89	11/16	60,180.77	11/16	60,412.65	11/16	60,644.52
3/4	59,492.39	3/4	59,724.27	3/4	59,956.14	3/4	60,188.02	3/4	60,419.89	3/4	60,651.77
13/16	59,499.64	13/16	59,731.51	13/16	59,963.39	13/16	60,195.26	13/16	60,427.14	13/16	60,659.01
7/8	59,506.88	7/8	59,738.76	7/8	59,970.63	7/8	60,202.51	7/8	60,434.38	7/8	60,666.26
15/16	59,514.13	15/16	59,746.00	15/16	59,977.88	15/16	60,209.75	15/16	60,441.63	15/16	60,673.51

This chart is Certified for Tank: 16 only. No changes are permissible without the written consent of GAUGE POINT CALIBRATION.

For calibration specification information, see certificate on page 1.

Tank No: 16
GAUGE POINT CALIBRATION
1-800-205-TANK

Red Hill, Pearl Harbor, Hawaii

Issue Date: 06/12/06

Capacities given in barrels of 42 U.S. gallons.

Gauge Height: 256'-07 1/2"

in/in	60 FT	in/in	60 FT	in/in	60 FT	in/in	60 FT	in/in	60 FT	in/in	61 FT
2	60,680.75	4	60,912.63	6	61,144.50	8	61,376.38	10	61,608.25	0	61,840.13
1/16	60,688.00	1/16	60,919.87	1/16	61,151.75	1/16	61,383.62	1/16	61,615.50	1/16	61,847.37
1/8	60,695.24	1/8	60,927.12	1/8	61,158.99	1/8	61,390.87	1/8	61,622.75	1/8	61,854.62
3/16	60,702.49	3/16	60,934.37	3/16	61,166.24	3/16	61,398.12	3/16	61,629.99	3/16	61,861.87
1/4	60,709.74	1/4	60,941.61	1/4	61,173.49	1/4	61,405.36	1/4	61,637.24	1/4	61,869.11
5/16	60,716.98	5/16	60,948.86	5/16	61,180.73	5/16	61,412.61	5/16	61,644.48	5/16	61,876.36
3/8	60,724.23	3/8	60,956.10	3/8	61,187.98	3/8	61,419.85	3/8	61,651.73	3/8	61,883.60
7/16	60,731.47	7/16	60,963.35	7/16	61,195.22	7/16	61,427.10	7/16	61,658.98	7/16	61,890.85
1/2	60,738.72	1/2	60,970.60	1/2	61,202.47	1/2	61,434.35	1/2	61,666.22	1/2	61,898.10
9/16	60,745.97	9/16	60,977.84	9/16	61,209.72	9/16	61,441.59	9/16	61,673.47	9/16	61,905.34
5/8	60,753.21	5/8	60,985.09	5/8	61,216.96	5/8	61,448.84	5/8	61,680.71	5/8	61,912.59
11/16	60,760.46	11/16	60,992.33	11/16	61,224.21	11/16	61,456.08	11/16	61,687.96	11/16	61,919.84
3/4	60,767.70	3/4	60,999.58	3/4	61,231.46	3/4	61,463.33	3/4	61,695.21	3/4	61,927.08
13/16	60,774.95	13/16	61,006.83	13/16	61,238.70	13/16	61,470.58	13/16	61,702.45	13/16	61,934.33
7/8	60,782.20	7/8	61,014.07	7/8	61,245.95	7/8	61,477.82	7/8	61,709.70	7/8	61,941.57
15/16	60,789.44	15/16	61,021.32	15/16	61,253.19	15/16	61,485.07	15/16	61,716.94	15/16	61,948.82
3	60,796.69	5	61,028.56	7	61,260.44	9	61,492.32	11	61,724.19	1	61,956.07
1/16	60,803.94	1/16	61,035.81	1/16	61,267.69	1/16	61,499.56	1/16	61,731.44	1/16	61,963.31
1/8	60,811.18	1/8	61,043.06	1/8	61,274.93	1/8	61,506.81	1/8	61,738.68	1/8	61,970.56
3/16	60,818.43	3/16	61,050.30	3/16	61,282.18	3/16	61,514.05	3/16	61,745.93	3/16	61,977.80
1/4	60,825.67	1/4	61,057.55	1/4	61,289.42	1/4	61,521.30	1/4	61,753.18	1/4	61,985.05
5/16	60,832.92	5/16	61,064.79	5/16	61,296.67	5/16	61,528.55	5/16	61,760.42	5/16	61,992.30
3/8	60,840.17	3/8	61,072.04	3/8	61,303.92	3/8	61,535.79	3/8	61,767.67	3/8	61,999.54
7/16	60,847.41	7/16	61,079.29	7/16	61,311.16	7/16	61,543.04	7/16	61,774.91	7/16	62,006.79
1/2	60,854.66	1/2	61,086.53	1/2	61,318.41	1/2	61,550.28	1/2	61,782.16	1/2	62,014.03
9/16	60,861.90	9/16	61,093.78	9/16	61,325.65	9/16	61,557.53	9/16	61,789.41	9/16	62,021.28
5/8	60,869.15	5/8	61,101.03	5/8	61,332.90	5/8	61,564.78	5/8	61,796.65	5/8	62,028.53
11/16	60,876.40	11/16	61,108.27	11/16	61,340.15	11/16	61,572.02	11/16	61,803.90	11/16	62,035.77
3/4	60,883.64	3/4	61,115.52	3/4	61,347.39	3/4	61,579.27	3/4	61,811.14	3/4	62,043.02
13/16	60,890.89	13/16	61,122.76	13/16	61,354.64	13/16	61,586.51	13/16	61,818.39	13/16	62,050.27
7/8	60,898.13	7/8	61,130.01	7/8	61,361.89	7/8	61,593.76	7/8	61,825.64	7/8	62,057.51
15/16	60,905.38	15/16	61,137.26	15/16	61,369.13	15/16	61,601.01	15/16	61,832.88	15/16	62,064.76

This chart is Certified for Tank: 16 only. No changes are permissible without the written consent of GAUGE POINT CALIBRATION.

For calibration specification information, see certificate on page 1.

Tank No: 16
GAUGE POINT CALIBRATION
1-800-205-TANK

Red Hill, Pearl Harbor, Hawaii

Issue Date: 06/12/06

Capacities given in barrels of 42 U.S. gallons.

Gauge Height: 256'-07 1/2"

in/in	61 FT	in/in	61 FT	in/in	61 FT	in/in	61 FT	in/in	61 FT	in/in	62 FT
2	62,072.00	4	62,303.88	6	62,535.75	8	62,767.63	10	62,999.51	0	63,231.38
1/16	62,079.25	1/16	62,311.13	1/16	62,543.00	1/16	62,774.88	1/16	63,006.75	1/16	63,238.63
1/8	62,086.50	1/8	62,318.37	1/8	62,550.25	1/8	62,782.12	1/8	63,014.00	1/8	63,245.87
3/16	62,093.74	3/16	62,325.62	3/16	62,557.49	3/16	62,789.37	3/16	63,021.24	3/16	63,253.12
1/4	62,100.99	1/4	62,332.86	1/4	62,564.74	1/4	62,796.61	1/4	63,028.49	1/4	63,260.37
5/16	62,108.23	5/16	62,340.11	5/16	62,571.99	5/16	62,803.86	5/16	63,035.74	5/16	63,267.61
3/8	62,115.48	3/8	62,347.36	3/8	62,579.23	3/8	62,811.11	3/8	63,042.98	3/8	63,274.86
7/16	62,122.73	7/16	62,354.60	7/16	62,586.48	7/16	62,818.35	7/16	63,050.23	7/16	63,282.10
1/2	62,129.97	1/2	62,361.85	1/2	62,593.72	1/2	62,825.60	1/2	63,057.47	1/2	63,289.35
9/16	62,137.22	9/16	62,369.09	9/16	62,600.97	9/16	62,832.84	9/16	63,064.72	9/16	63,296.60
5/8	62,144.46	5/8	62,376.34	5/8	62,608.22	5/8	62,840.09	5/8	63,071.97	5/8	63,303.84
11/16	62,151.71	11/16	62,383.59	11/16	62,615.46	11/16	62,847.34	11/16	63,079.21	11/16	63,311.09
3/4	62,158.96	3/4	62,390.83	3/4	62,622.71	3/4	62,854.58	3/4	63,086.46	3/4	63,318.33
13/16	62,166.20	13/16	62,398.08	13/16	62,629.95	13/16	62,861.83	13/16	63,093.70	13/16	63,325.58
7/8	62,173.45	7/8	62,405.32	7/8	62,637.20	7/8	62,869.08	7/8	63,100.95	7/8	63,332.83
15/16	62,180.70	15/16	62,412.57	15/16	62,644.45	15/16	62,876.32	15/16	63,108.20	15/16	63,340.07
3	62,187.94	5	62,419.82	7	62,651.69	9	62,883.57	11	63,115.44	1	63,347.32
1/16	62,195.19	1/16	62,427.06	1/16	62,658.94	1/16	62,890.81	1/16	63,122.69	1/16	63,354.56
1/8	62,202.43	1/8	62,434.31	1/8	62,666.18	1/8	62,898.06	1/8	63,129.94	1/8	63,361.81
3/16	62,209.68	3/16	62,441.56	3/16	62,673.43	3/16	62,905.31	3/16	63,137.18	3/16	63,369.06
1/4	62,216.93	1/4	62,448.80	1/4	62,680.68	1/4	62,912.55	1/4	63,144.43	1/4	63,376.30
5/16	62,224.17	5/16	62,456.05	5/16	62,687.92	5/16	62,919.80	5/16	63,151.67	5/16	63,383.55
3/8	62,231.42	3/8	62,463.29	3/8	62,695.17	3/8	62,927.04	3/8	63,158.92	3/8	63,390.80
7/16	62,238.66	7/16	62,470.54	7/16	62,702.41	7/16	62,934.29	7/16	63,166.17	7/16	63,398.04
1/2	62,245.91	1/2	62,477.79	1/2	62,709.66	1/2	62,941.54	1/2	63,173.41	1/2	63,405.29
9/16	62,253.16	9/16	62,485.03	9/16	62,716.91	9/16	62,948.78	9/16	63,180.66	9/16	63,412.53
5/8	62,260.40	5/8	62,492.28	5/8	62,724.15	5/8	62,956.03	5/8	63,187.90	5/8	63,419.78
11/16	62,267.65	11/16	62,499.52	11/16	62,731.40	11/16	62,963.27	11/16	63,195.15	11/16	63,427.03
3/4	62,274.89	3/4	62,506.77	3/4	62,738.65	3/4	62,970.52	3/4	63,202.40	3/4	63,434.27
13/16	62,282.14	13/16	62,514.02	13/16	62,745.89	13/16	62,977.77	13/16	63,209.64	13/16	63,441.52
7/8	62,289.39	7/8	62,521.26	7/8	62,753.14	7/8	62,985.01	7/8	63,216.89	7/8	63,448.76
15/16	62,296.63	15/16	62,528.51	15/16	62,760.38	15/16	62,992.26	15/16	63,224.13	15/16	63,456.01

This chart is Certified for Tank: 16 only. No changes are permissible without the written consent of GAUGE POINT CALIBRATION.

For calibration specification information, see certificate on page 1.

Tank No: 16
GAUGE POINT CALIBRATION
1-800-205-TANK

Red Hill, Pearl Harbor, Hawaii

Issue Date: 06/12/06

Capacities given in barrels of 42 U.S. gallons.

Gauge Height: 256'-07 1/2"

in/in	62 FT	in/in	62 FT	in/in	62 FT	in/in	62 FT	in/in	62 FT	in/in	63 FT
2	63,463.26	4	63,695.13	6	63,927.01	8	64,158.88	10	64,390.76	0	64,622.63
1/16	63,470.50	1/16	63,702.38	1/16	63,934.25	1/16	64,166.13	1/16	64,398.00	1/16	64,629.88
1/8	63,477.75	1/8	63,709.62	1/8	63,941.50	1/8	64,173.37	1/8	64,405.25	1/8	64,637.13
3/16	63,484.99	3/16	63,716.87	3/16	63,948.75	3/16	64,180.62	3/16	64,412.50	3/16	64,644.37
1/4	63,492.24	1/4	63,724.12	1/4	63,955.99	1/4	64,187.87	1/4	64,419.74	1/4	64,651.62
5/16	63,499.49	5/16	63,731.36	5/16	63,963.24	5/16	64,195.11	5/16	64,426.99	5/16	64,658.86
3/8	63,506.73	3/8	63,738.61	3/8	63,970.48	3/8	64,202.36	3/8	64,434.23	3/8	64,666.11
7/16	63,513.98	7/16	63,745.85	7/16	63,977.73	7/16	64,209.61	7/16	64,441.48	7/16	64,673.36
1/2	63,521.22	1/2	63,753.10	1/2	63,984.98	1/2	64,216.85	1/2	64,448.73	1/2	64,680.60
9/16	63,528.47	9/16	63,760.35	9/16	63,992.22	9/16	64,224.10	9/16	64,455.97	9/16	64,687.85
5/8	63,535.72	5/8	63,767.59	5/8	63,999.47	5/8	64,231.34	5/8	64,463.22	5/8	64,695.09
11/16	63,542.96	11/16	63,774.84	11/16	64,006.71	11/16	64,238.59	11/16	64,470.46	11/16	64,702.34
3/4	63,550.21	3/4	63,782.08	3/4	64,013.96	3/4	64,245.84	3/4	64,477.71	3/4	64,709.59
13/16	63,557.46	13/16	63,789.33	13/16	64,021.21	13/16	64,253.08	13/16	64,484.96	13/16	64,716.83
7/8	63,564.70	7/8	63,796.58	7/8	64,028.45	7/8	64,260.33	7/8	64,492.20	7/8	64,724.08
15/16	63,571.95	15/16	63,803.82	15/16	64,035.70	15/16	64,267.57	15/16	64,499.45	15/16	64,731.32
3	63,579.19	5	63,811.07	7	64,042.94	9	64,274.82	11	64,506.70	1	64,738.57
1/16	63,586.44	1/16	63,818.32	1/16	64,050.19	1/16	64,282.07	1/16	64,513.94	1/16	64,745.82
1/8	63,593.69	1/8	63,825.56	1/8	64,057.44	1/8	64,289.31	1/8	64,521.19	1/8	64,753.06
3/16	63,600.93	3/16	63,832.81	3/16	64,064.68	3/16	64,296.56	3/16	64,528.43	3/16	64,760.31
1/4	63,608.18	1/4	63,840.05	1/4	64,071.93	1/4	64,303.80	1/4	64,535.68	1/4	64,767.56
5/16	63,615.42	5/16	63,847.30	5/16	64,079.18	5/16	64,311.05	5/16	64,542.93	5/16	64,774.80
3/8	63,622.67	3/8	63,854.55	3/8	64,086.42	3/8	64,318.30	3/8	64,550.17	3/8	64,782.05
7/16	63,629.92	7/16	63,861.79	7/16	64,093.67	7/16	64,325.54	7/16	64,557.42	7/16	64,789.29
1/2	63,637.16	1/2	63,869.04	1/2	64,100.91	1/2	64,332.79	1/2	64,564.66	1/2	64,796.54
9/16	63,644.41	9/16	63,876.28	9/16	64,108.16	9/16	64,340.03	9/16	64,571.91	9/16	64,803.79
5/8	63,651.65	5/8	63,883.53	5/8	64,115.41	5/8	64,347.28	5/8	64,579.16	5/8	64,811.03
11/16	63,658.90	11/16	63,890.78	11/16	64,122.65	11/16	64,354.53	11/16	64,586.40	11/16	64,818.28
3/4	63,666.15	3/4	63,898.02	3/4	64,129.90	3/4	64,361.77	3/4	64,593.65	3/4	64,825.52
13/16	63,673.39	13/16	63,905.27	13/16	64,137.14	13/16	64,369.02	13/16	64,600.89	13/16	64,832.77
7/8	63,680.64	7/8	63,912.51	7/8	64,144.39	7/8	64,376.27	7/8	64,608.14	7/8	64,840.02
15/16	63,687.89	15/16	63,919.76	15/16	64,151.64	15/16	64,383.51	15/16	64,615.39	15/16	64,847.26

This chart is Certified for Tank: 16 only. No changes are permissible without the written consent of GAUGE POINT CALIBRATION.

For calibration specification information, see certificate on page 1.

Tank No: 16
GAUGE POINT CALIBRATION
1-800-205-TANK

Red Hill, Pearl Harbor, Hawaii

Issue Date: 06/12/06

Capacities given in barrels of 42 U.S. gallons.

Gauge Height: 256'-07 1/2"

in/in	63 FT	in/in	63 FT	in/in	63 FT	in/in	63 FT	in/in	63 FT	in/in	64 FT
2	64,854.51	4	65,086.21	6	65,317.75	8	65,549.28	10	65,780.82	0	66,012.35
1/16	64,861.75	1/16	65,093.45	1/16	65,324.98	1/16	65,556.52	1/16	65,788.05	1/16	66,019.59
1/8	64,869.00	1/8	65,100.68	1/8	65,332.22	1/8	65,563.75	1/8	65,795.29	1/8	66,026.82
3/16	64,876.25	3/16	65,107.92	3/16	65,339.45	3/16	65,570.99	3/16	65,802.52	3/16	66,034.06
1/4	64,883.49	1/4	65,115.16	1/4	65,346.69	1/4	65,578.22	1/4	65,809.76	1/4	66,041.29
5/16	64,890.74	5/16	65,122.39	5/16	65,353.93	5/16	65,585.46	5/16	65,816.99	5/16	66,048.53
3/8	64,897.99	3/8	65,129.63	3/8	65,361.16	3/8	65,592.69	3/8	65,824.23	3/8	66,055.76
7/16	64,905.23	7/16	65,136.86	7/16	65,368.40	7/16	65,599.93	7/16	65,831.46	7/16	66,063.00
1/2	64,912.48	1/2	65,144.10	1/2	65,375.63	1/2	65,607.17	1/2	65,838.70	1/2	66,070.23
9/16	64,919.72	9/16	65,151.33	9/16	65,382.87	9/16	65,614.40	9/16	65,845.94	9/16	66,077.47
5/8	64,926.97	5/8	65,158.57	5/8	65,390.10	5/8	65,621.64	5/8	65,853.17	5/8	66,084.71
11/16	64,934.22	11/16	65,165.80	11/16	65,397.34	11/16	65,628.87	11/16	65,860.41	11/16	66,091.94
3/4	64,941.46	3/4	65,173.04	3/4	65,404.57	3/4	65,636.11	3/4	65,867.64	3/4	66,099.18
13/16	64,948.71	13/16	65,180.27	13/16	65,411.81	13/16	65,643.34	13/16	65,874.88	13/16	66,106.41
7/8	64,955.95	7/8	65,187.51	7/8	65,419.04	7/8	65,650.58	7/8	65,882.11	7/8	66,113.65
15/16	64,963.20	15/16	65,194.75	15/16	65,426.28	15/16	65,657.81	15/16	65,889.35	15/16	66,120.88
3	64,970.45	5	65,201.98	7	65,433.52	9	65,665.05	11	65,896.58	1	66,128.12
1/16	64,977.68	1/16	65,209.22	1/16	65,440.75	1/16	65,672.28	1/16	65,903.82	1/16	66,135.35
1/8	64,984.92	1/8	65,216.45	1/8	65,447.99	1/8	65,679.52	1/8	65,911.05	1/8	66,142.59
3/16	64,992.15	3/16	65,223.69	3/16	65,455.22	3/16	65,686.76	3/16	65,918.29	3/16	66,149.82
1/4	64,999.39	1/4	65,230.92	1/4	65,462.46	1/4	65,693.99	1/4	65,925.53	1/4	66,157.06
5/16	65,006.62	5/16	65,238.16	5/16	65,469.69	5/16	65,701.23	5/16	65,932.76	5/16	66,164.30
3/8	65,013.86	3/8	65,245.39	3/8	65,476.93	3/8	65,708.46	3/8	65,940.00	3/8	66,171.53
7/16	65,021.09	7/16	65,252.63	7/16	65,484.16	7/16	65,715.70	7/16	65,947.23	7/16	66,178.77
1/2	65,028.33	1/2	65,259.86	1/2	65,491.40	1/2	65,722.93	1/2	65,954.47	1/2	66,186.00
9/16	65,035.57	9/16	65,267.10	9/16	65,498.63	9/16	65,730.17	9/16	65,961.70	9/16	66,193.24
5/8	65,042.80	5/8	65,274.34	5/8	65,505.87	5/8	65,737.40	5/8	65,968.94	5/8	66,200.47
11/16	65,050.04	11/16	65,281.57	11/16	65,513.10	11/16	65,744.64	11/16	65,976.17	11/16	66,207.71
3/4	65,057.27	3/4	65,288.81	3/4	65,520.34	3/4	65,751.87	3/4	65,983.41	3/4	66,214.94
13/16	65,064.51	13/16	65,296.04	13/16	65,527.58	13/16	65,759.11	13/16	65,990.64	13/16	66,222.18
7/8	65,071.74	7/8	65,303.28	7/8	65,534.81	7/8	65,766.35	7/8	65,997.88	7/8	66,229.41
15/16	65,078.98	15/16	65,310.51	15/16	65,542.05	15/16	65,773.58	15/16	66,005.12	15/16	66,236.65

This chart is Certified for Tank: 16 only. No changes are permissible without the written consent of GAUGE POINT CALIBRATION.

For calibration specification information, see certificate on page 1.

Tank No: 16
GAUGE POINT CALIBRATION
1-800-205-TANK

Red Hill, Pearl Harbor, Hawaii

Issue Date: 06/12/06

Capacities given in barrels of 42 U.S. gallons.

Gauge Height: 256'-07 1/2"

in/in	64 FT	in/in	64 FT	in/in	64 FT	in/in	64 FT	in/in	64 FT	in/in	65 FT
2	66,243.89	4	66,475.42	6	66,706.95	8	66,938.49	10	67,170.02	0	67,401.56
1/16	66,251.12	1/16	66,482.66	1/16	66,714.19	1/16	66,945.72	1/16	67,177.26	1/16	67,408.79
1/8	66,258.36	1/8	66,489.89	1/8	66,721.43	1/8	66,952.96	1/8	67,184.49	1/8	67,416.03
3/16	66,265.59	3/16	66,497.13	3/16	66,728.66	3/16	66,960.19	3/16	67,191.73	3/16	67,423.26
1/4	66,272.83	1/4	66,504.36	1/4	66,735.90	1/4	66,967.43	1/4	67,198.96	1/4	67,430.50
5/16	66,280.06	5/16	66,511.60	5/16	66,743.13	5/16	66,974.67	5/16	67,206.20	5/16	67,437.73
3/8	66,287.30	3/8	66,518.83	3/8	66,750.37	3/8	66,981.90	3/8	67,213.44	3/8	67,444.97
7/16	66,294.53	7/16	66,526.07	7/16	66,757.60	7/16	66,989.14	7/16	67,220.67	7/16	67,452.21
1/2	66,301.77	1/2	66,533.30	1/2	66,764.84	1/2	66,996.37	1/2	67,227.91	1/2	67,459.44
9/16	66,309.00	9/16	66,540.54	9/16	66,772.07	9/16	67,003.61	9/16	67,235.14	9/16	67,466.68
5/8	66,316.24	5/8	66,547.77	5/8	66,779.31	5/8	67,010.84	5/8	67,242.38	5/8	67,473.91
11/16	66,323.48	11/16	66,555.01	11/16	66,786.54	11/16	67,018.08	11/16	67,249.61	11/16	67,481.15
3/4	66,330.71	3/4	66,562.25	3/4	66,793.78	3/4	67,025.31	3/4	67,256.85	3/4	67,488.38
13/16	66,337.95	13/16	66,569.48	13/16	66,801.02	13/16	67,032.55	13/16	67,264.08	13/16	67,495.62
7/8	66,345.18	7/8	66,576.72	7/8	66,808.25	7/8	67,039.78	7/8	67,271.32	7/8	67,502.85
15/16	66,352.42	15/16	66,583.95	15/16	66,815.49	15/16	67,047.02	15/16	67,278.55	15/16	67,510.09
3	66,359.65	5	66,591.19	7	66,822.72	9	67,054.26	11	67,285.79	1	67,517.32
1/16	66,366.89	1/16	66,598.42	1/16	66,829.96	1/16	67,061.49	1/16	67,293.03	1/16	67,524.56
1/8	66,374.12	1/8	66,605.66	1/8	66,837.19	1/8	67,068.73	1/8	67,300.26	1/8	67,531.80
3/16	66,381.36	3/16	66,612.89	3/16	66,844.43	3/16	67,075.96	3/16	67,307.50	3/16	67,539.03
1/4	66,388.59	1/4	66,620.13	1/4	66,851.66	1/4	67,083.20	1/4	67,314.73	1/4	67,546.27
5/16	66,395.83	5/16	66,627.36	5/16	66,858.90	5/16	67,090.43	5/16	67,321.97	5/16	67,553.50
3/8	66,403.07	3/8	66,634.60	3/8	66,866.13	3/8	67,097.67	3/8	67,329.20	3/8	67,560.74
7/16	66,410.30	7/16	66,641.84	7/16	66,873.37	7/16	67,104.90	7/16	67,336.44	7/16	67,567.97
1/2	66,417.54	1/2	66,649.07	1/2	66,880.61	1/2	67,112.14	1/2	67,343.67	1/2	67,575.21
9/16	66,424.77	9/16	66,656.31	9/16	66,887.84	9/16	67,119.37	9/16	67,350.91	9/16	67,582.44
5/8	66,432.01	5/8	66,663.54	5/8	66,895.08	5/8	67,126.61	5/8	67,358.14	5/8	67,589.68
11/16	66,439.24	11/16	66,670.78	11/16	66,902.31	11/16	67,133.85	11/16	67,365.38	11/16	67,596.91
3/4	66,446.48	3/4	66,678.01	3/4	66,909.55	3/4	67,141.08	3/4	67,372.62	3/4	67,604.15
13/16	66,453.71	13/16	66,685.25	13/16	66,916.78	13/16	67,148.32	13/16	67,379.85	13/16	67,611.39
7/8	66,460.95	7/8	66,692.48	7/8	66,924.02	7/8	67,155.55	7/8	67,387.09	7/8	67,618.62
15/16	66,468.18	15/16	66,699.72	15/16	66,931.25	15/16	67,162.79	15/16	67,394.32	15/16	67,625.86

This chart is Certified for Tank: 16 only. No changes are permissible without the written consent of GAUGE POINT CALIBRATION.

For calibration specification information, see certificate on page 1.

Tank No: 16
GAUGE POINT CALIBRATION
1-800-205-TANK

Red Hill, Pearl Harbor, Hawaii

Issue Date: 06/12/06

Capacities given in barrels of 42 U.S. gallons.

Gauge Height: 256'-07 1/2"

in/in	65 FT	in/in	65 FT	in/in	65 FT	in/in	65 FT	in/in	65 FT	in/in	66 FT
2	67,633.09	4	67,864.63	6	68,096.16	8	68,327.69	10	68,559.23	0	68,790.76
1/16	67,640.33	1/16	67,871.86	1/16	68,103.40	1/16	68,334.93	1/16	68,566.46	1/16	68,798.00
1/8	67,647.56	1/8	67,879.10	1/8	68,110.63	1/8	68,342.17	1/8	68,573.70	1/8	68,805.23
3/16	67,654.80	3/16	67,886.33	3/16	68,117.87	3/16	68,349.40	3/16	68,580.94	3/16	68,812.47
1/4	67,662.03	1/4	67,893.57	1/4	68,125.10	1/4	68,356.64	1/4	68,588.17	1/4	68,819.71
5/16	67,669.27	5/16	67,900.80	5/16	68,132.34	5/16	68,363.87	5/16	68,595.41	5/16	68,826.94
3/8	67,676.50	3/8	67,908.04	3/8	68,139.57	3/8	68,371.11	3/8	68,602.64	3/8	68,834.18
7/16	67,683.74	7/16	67,915.27	7/16	68,146.81	7/16	68,378.34	7/16	68,609.88	7/16	68,841.41
1/2	67,690.98	1/2	67,922.51	1/2	68,154.04	1/2	68,385.58	1/2	68,617.11	1/2	68,848.65
9/16	67,698.21	9/16	67,929.75	9/16	68,161.28	9/16	68,392.81	9/16	68,624.35	9/16	68,855.88
5/8	67,705.45	5/8	67,936.98	5/8	68,168.52	5/8	68,400.05	5/8	68,631.58	5/8	68,863.12
11/16	67,712.68	11/16	67,944.22	11/16	68,175.75	11/16	68,407.28	11/16	68,638.82	11/16	68,870.35
3/4	67,719.92	3/4	67,951.45	3/4	68,182.99	3/4	68,414.52	3/4	68,646.05	3/4	68,877.59
13/16	67,727.15	13/16	67,958.69	13/16	68,190.22	13/16	68,421.76	13/16	68,653.29	13/16	68,884.82
7/8	67,734.39	7/8	67,965.92	7/8	68,197.46	7/8	68,428.99	7/8	68,660.53	7/8	68,892.06
15/16	67,741.62	15/16	67,973.16	15/16	68,204.69	15/16	68,436.23	15/16	68,667.76	15/16	68,899.30
3	67,748.86	5	67,980.39	7	68,211.93	9	68,443.46	11	68,675.00	1	68,906.53
1/16	67,756.09	1/16	67,987.63	1/16	68,219.16	1/16	68,450.70	1/16	68,682.23	1/16	68,913.77
1/8	67,763.33	1/8	67,994.86	1/8	68,226.40	1/8	68,457.93	1/8	68,689.47	1/8	68,921.00
3/16	67,770.57	3/16	68,002.10	3/16	68,233.63	3/16	68,465.17	3/16	68,696.70	3/16	68,928.24
1/4	67,777.80	1/4	68,009.34	1/4	68,240.87	1/4	68,472.40	1/4	68,703.94	1/4	68,935.47
5/16	67,785.04	5/16	68,016.57	5/16	68,248.11	5/16	68,479.64	5/16	68,711.17	5/16	68,942.71
3/8	67,792.27	3/8	68,023.81	3/8	68,255.34	3/8	68,486.87	3/8	68,718.41	3/8	68,949.94
7/16	67,799.51	7/16	68,031.04	7/16	68,262.58	7/16	68,494.11	7/16	68,725.64	7/16	68,957.18
1/2	67,806.74	1/2	68,038.28	1/2	68,269.81	1/2	68,501.35	1/2	68,732.88	1/2	68,964.41
9/16	67,813.98	9/16	68,045.51	9/16	68,277.05	9/16	68,508.58	9/16	68,740.12	9/16	68,971.65
5/8	67,821.21	5/8	68,052.75	5/8	68,284.28	5/8	68,515.82	5/8	68,747.35	5/8	68,978.89
11/16	67,828.45	11/16	68,059.98	11/16	68,291.52	11/16	68,523.05	11/16	68,754.59	11/16	68,986.12
3/4	67,835.68	3/4	68,067.22	3/4	68,298.75	3/4	68,530.29	3/4	68,761.82	3/4	68,993.36
13/16	67,842.92	13/16	68,074.45	13/16	68,305.99	13/16	68,537.52	13/16	68,769.06	13/16	69,000.59
7/8	67,850.16	7/8	68,081.69	7/8	68,313.22	7/8	68,544.76	7/8	68,776.29	7/8	69,007.83
15/16	67,857.39	15/16	68,088.93	15/16	68,320.46	15/16	68,551.99	15/16	68,783.53	15/16	69,015.06

This chart is Certified for Tank: 16 only. No changes are permissible without the written consent of GAUGE POINT CALIBRATION.

For calibration specification information, see certificate on page 1.

Tank No: 16
GAUGE POINT CALIBRATION
1-800-205-TANK

Red Hill, Pearl Harbor, Hawaii

Issue Date: 06/12/06

Capacities given in barrels of 42 U.S. gallons.

Gauge Height: 256'-07 1/2"

in/in	66 FT	in/in	66 FT	in/in	66 FT	in/in	66 FT	in/in	66 FT	in/in	67 FT
2	69,022.30	4	69,253.83	6	69,485.37	8	69,716.90	10	69,948.44	0	70,179.97
1/16	69,029.53	1/16	69,261.07	1/16	69,492.60	1/16	69,724.14	1/16	69,955.67	1/16	70,187.21
1/8	69,036.77	1/8	69,268.30	1/8	69,499.84	1/8	69,731.37	1/8	69,962.91	1/8	70,194.44
3/16	69,044.00	3/16	69,275.54	3/16	69,507.07	3/16	69,738.61	3/16	69,970.14	3/16	70,201.68
1/4	69,051.24	1/4	69,282.77	1/4	69,514.31	1/4	69,745.84	1/4	69,977.38	1/4	70,208.91
5/16	69,058.48	5/16	69,290.01	5/16	69,521.54	5/16	69,753.08	5/16	69,984.61	5/16	70,216.15
3/8	69,065.71	3/8	69,297.25	3/8	69,528.78	3/8	69,760.31	3/8	69,991.85	3/8	70,223.38
7/16	69,072.95	7/16	69,304.48	7/16	69,536.02	7/16	69,767.55	7/16	69,999.08	7/16	70,230.62
1/2	69,080.18	1/2	69,311.72	1/2	69,543.25	1/2	69,774.78	1/2	70,006.32	1/2	70,237.85
9/16	69,087.42	9/16	69,318.95	9/16	69,550.49	9/16	69,782.02	9/16	70,013.55	9/16	70,245.09
5/8	69,094.65	5/8	69,326.19	5/8	69,557.72	5/8	69,789.26	5/8	70,020.79	5/8	70,252.32
11/16	69,101.89	11/16	69,333.42	11/16	69,564.96	11/16	69,796.49	11/16	70,028.03	11/16	70,259.56
3/4	69,109.12	3/4	69,340.66	3/4	69,572.19	3/4	69,803.73	3/4	70,035.26	3/4	70,266.80
13/16	69,116.36	13/16	69,347.89	13/16	69,579.43	13/16	69,810.96	13/16	70,042.50	13/16	70,274.03
7/8	69,123.59	7/8	69,355.13	7/8	69,586.66	7/8	69,818.20	7/8	70,049.73	7/8	70,281.27
15/16	69,130.83	15/16	69,362.36	15/16	69,593.90	15/16	69,825.43	15/16	70,056.97	15/16	70,288.50
3	69,138.07	5	69,369.60	7	69,601.13	9	69,832.67	11	70,064.20	1	70,295.74
1/16	69,145.30	1/16	69,376.84	1/16	69,608.37	1/16	69,839.90	1/16	70,071.44	1/16	70,302.97
1/8	69,152.54	1/8	69,384.07	1/8	69,615.61	1/8	69,847.14	1/8	70,078.67	1/8	70,310.21
3/16	69,159.77	3/16	69,391.31	3/16	69,622.84	3/16	69,854.37	3/16	70,085.91	3/16	70,317.44
1/4	69,167.01	1/4	69,398.54	1/4	69,630.08	1/4	69,861.61	1/4	70,093.14	1/4	70,324.68
5/16	69,174.24	5/16	69,405.78	5/16	69,637.31	5/16	69,868.85	5/16	70,100.38	5/16	70,331.91
3/8	69,181.48	3/8	69,413.01	3/8	69,644.55	3/8	69,876.08	3/8	70,107.62	3/8	70,339.15
7/16	69,188.71	7/16	69,420.25	7/16	69,651.78	7/16	69,883.32	7/16	70,114.85	7/16	70,346.39
1/2	69,195.95	1/2	69,427.48	1/2	69,659.02	1/2	69,890.55	1/2	70,122.09	1/2	70,353.62
9/16	69,203.18	9/16	69,434.72	9/16	69,666.25	9/16	69,897.79	9/16	70,129.32	9/16	70,360.86
5/8	69,210.42	5/8	69,441.95	5/8	69,673.49	5/8	69,905.02	5/8	70,136.56	5/8	70,368.09
11/16	69,217.66	11/16	69,449.19	11/16	69,680.72	11/16	69,912.26	11/16	70,143.79	11/16	70,375.33
3/4	69,224.89	3/4	69,456.43	3/4	69,687.96	3/4	69,919.49	3/4	70,151.03	3/4	70,382.56
13/16	69,232.13	13/16	69,463.66	13/16	69,695.20	13/16	69,926.73	13/16	70,158.26	13/16	70,389.80
7/8	69,239.36	7/8	69,470.90	7/8	69,702.43	7/8	69,933.96	7/8	70,165.50	7/8	70,397.03
15/16	69,246.60	15/16	69,478.13	15/16	69,709.67	15/16	69,941.20	15/16	70,172.73	15/16	70,404.27

This chart is Certified for Tank: 16 only. No changes are permissible without the written consent of GAUGE POINT CALIBRATION.

For calibration specification information, see certificate on page 1.

Tank No: 16
GAUGE POINT CALIBRATION
1-800-205-TANK

Red Hill, Pearl Harbor, Hawaii

Issue Date: 06/12/06

Capacities given in barrels of 42 U.S. gallons.

Gauge Height: 256'-07 1/2"

in/in	67 FT	in/in	67 FT	in/in	67 FT	in/in	67 FT	in/in	67 FT	in/in	68 FT
2	70,411.50	4	70,643.04	6	70,874.57	8	71,106.11	10	71,337.64	0	71,569.18
1/16	70,418.74	1/16	70,650.27	1/16	70,881.81	1/16	71,113.34	1/16	71,344.88	1/16	71,576.41
1/8	70,425.98	1/8	70,657.51	1/8	70,889.04	1/8	71,120.58	1/8	71,352.11	1/8	71,583.65
3/16	70,433.21	3/16	70,664.75	3/16	70,896.28	3/16	71,127.81	3/16	71,359.35	3/16	71,590.88
1/4	70,440.45	1/4	70,671.98	1/4	70,903.52	1/4	71,135.05	1/4	71,366.58	1/4	71,598.12
5/16	70,447.68	5/16	70,679.22	5/16	70,910.75	5/16	71,142.29	5/16	71,373.82	5/16	71,605.35
3/8	70,454.92	3/8	70,686.45	3/8	70,917.99	3/8	71,149.52	3/8	71,381.05	3/8	71,612.59
7/16	70,462.15	7/16	70,693.69	7/16	70,925.22	7/16	71,156.76	7/16	71,388.29	7/16	71,619.82
1/2	70,469.39	1/2	70,700.92	1/2	70,932.46	1/2	71,163.99	1/2	71,395.53	1/2	71,627.06
9/16	70,476.62	9/16	70,708.16	9/16	70,939.69	9/16	71,171.23	9/16	71,402.76	9/16	71,634.30
5/8	70,483.86	5/8	70,715.39	5/8	70,946.93	5/8	71,178.46	5/8	71,410.00	5/8	71,641.53
11/16	70,491.09	11/16	70,722.63	11/16	70,954.16	11/16	71,185.70	11/16	71,417.23	11/16	71,648.77
3/4	70,498.33	3/4	70,729.86	3/4	70,961.40	3/4	71,192.93	3/4	71,424.47	3/4	71,656.00
13/16	70,505.57	13/16	70,737.10	13/16	70,968.63	13/16	71,200.17	13/16	71,431.70	13/16	71,663.24
7/8	70,512.80	7/8	70,744.34	7/8	70,975.87	7/8	71,207.40	7/8	71,438.94	7/8	71,670.47
15/16	70,520.04	15/16	70,751.57	15/16	70,983.11	15/16	71,214.64	15/16	71,446.17	15/16	71,677.71
3	70,527.27	5	70,758.81	7	70,990.34	9	71,221.87	11	71,453.41	1	71,684.94
1/16	70,534.51	1/16	70,766.04	1/16	70,997.58	1/16	71,229.11	1/16	71,460.64	1/16	71,692.18
1/8	70,541.74	1/8	70,773.28	1/8	71,004.81	1/8	71,236.35	1/8	71,467.88	1/8	71,699.41
3/16	70,548.98	3/16	70,780.51	3/16	71,012.05	3/16	71,243.58	3/16	71,475.12	3/16	71,706.65
1/4	70,556.21	1/4	70,787.75	1/4	71,019.28	1/4	71,250.82	1/4	71,482.35	1/4	71,713.89
5/16	70,563.45	5/16	70,794.98	5/16	71,026.52	5/16	71,258.05	5/16	71,489.59	5/16	71,721.12
3/8	70,570.68	3/8	70,802.22	3/8	71,033.75	3/8	71,265.29	3/8	71,496.82	3/8	71,728.36
7/16	70,577.92	7/16	70,809.45	7/16	71,040.99	7/16	71,272.52	7/16	71,504.06	7/16	71,735.59
1/2	70,585.16	1/2	70,816.69	1/2	71,048.22	1/2	71,279.76	1/2	71,511.29	1/2	71,742.83
9/16	70,592.39	9/16	70,823.93	9/16	71,055.46	9/16	71,286.99	9/16	71,518.53	9/16	71,750.06
5/8	70,599.63	5/8	70,831.16	5/8	71,062.70	5/8	71,294.23	5/8	71,525.76	5/8	71,757.30
11/16	70,606.86	11/16	70,838.40	11/16	71,069.93	11/16	71,301.46	11/16	71,533.00	11/16	71,764.53
3/4	70,614.10	3/4	70,845.63	3/4	71,077.17	3/4	71,308.70	3/4	71,540.23	3/4	71,771.77
13/16	70,621.33	13/16	70,852.87	13/16	71,084.40	13/16	71,315.94	13/16	71,547.47	13/16	71,779.00
7/8	70,628.57	7/8	70,860.10	7/8	71,091.64	7/8	71,323.17	7/8	71,554.71	7/8	71,786.24
15/16	70,635.80	15/16	70,867.34	15/16	71,098.87	15/16	71,330.41	15/16	71,561.94	15/16	71,793.48

This chart is Certified for Tank: 16 only. No changes are permissible without the written consent of GAUGE POINT CALIBRATION.

For calibration specification information, see certificate on page 1.

Tank No: 16
GAUGE POINT CALIBRATION
1-800-205-TANK

Red Hill, Pearl Harbor, Hawaii

Issue Date: 06/12/06

Capacities given in barrels of 42 U.S. gallons.

Gauge Height: 256'-07 1/2"

in/in	68 FT	in/in	68 FT	in/in	68 FT	in/in	68 FT	in/in	68 FT	in/in	69 FT
2	71,800.71	4	72,032.25	6	72,263.78	8	72,495.31	10	72,726.85	0	72,958.38
1/16	71,807.95	1/16	72,039.48	1/16	72,271.02	1/16	72,502.55	1/16	72,734.08	1/16	72,965.62
1/8	71,815.18	1/8	72,046.72	1/8	72,278.25	1/8	72,509.79	1/8	72,741.32	1/8	72,972.85
3/16	71,822.42	3/16	72,053.95	3/16	72,285.49	3/16	72,517.02	3/16	72,748.55	3/16	72,980.09
1/4	71,829.65	1/4	72,061.19	1/4	72,292.72	1/4	72,524.26	1/4	72,755.79	1/4	72,987.32
5/16	71,836.89	5/16	72,068.42	5/16	72,299.96	5/16	72,531.49	5/16	72,763.03	5/16	72,994.56
3/8	71,844.12	3/8	72,075.66	3/8	72,307.19	3/8	72,538.73	3/8	72,770.26	3/8	73,001.80
7/16	71,851.36	7/16	72,082.89	7/16	72,314.43	7/16	72,545.96	7/16	72,777.50	7/16	73,009.03
1/2	71,858.59	1/2	72,090.13	1/2	72,321.66	1/2	72,553.20	1/2	72,784.73	1/2	73,016.27
9/16	71,865.83	9/16	72,097.36	9/16	72,328.90	9/16	72,560.43	9/16	72,791.97	9/16	73,023.50
5/8	71,873.07	5/8	72,104.60	5/8	72,336.13	5/8	72,567.67	5/8	72,799.20	5/8	73,030.74
11/16	71,880.30	11/16	72,111.84	11/16	72,343.37	11/16	72,574.90	11/16	72,806.44	11/16	73,037.97
3/4	71,887.54	3/4	72,119.07	3/4	72,350.61	3/4	72,582.14	3/4	72,813.67	3/4	73,045.21
13/16	71,894.77	13/16	72,126.31	13/16	72,357.84	13/16	72,589.38	13/16	72,820.91	13/16	73,052.44
7/8	71,902.01	7/8	72,133.54	7/8	72,365.08	7/8	72,596.61	7/8	72,828.14	7/8	73,059.68
15/16	71,909.24	15/16	72,140.78	15/16	72,372.31	15/16	72,603.85	15/16	72,835.38	15/16	73,066.91
3	71,916.48	5	72,148.01	7	72,379.55	9	72,611.08	11	72,842.62	1	73,074.15
1/16	71,923.71	1/16	72,155.25	1/16	72,386.78	1/16	72,618.32	1/16	72,849.85	1/16	73,081.39
1/8	71,930.95	1/8	72,162.48	1/8	72,394.02	1/8	72,625.55	1/8	72,857.09	1/8	73,088.62
3/16	71,938.18	3/16	72,169.72	3/16	72,401.25	3/16	72,632.79	3/16	72,864.32	3/16	73,095.86
1/4	71,945.42	1/4	72,176.95	1/4	72,408.49	1/4	72,640.02	1/4	72,871.56	1/4	73,103.09
5/16	71,952.66	5/16	72,184.19	5/16	72,415.72	5/16	72,647.26	5/16	72,878.79	5/16	73,110.33
3/8	71,959.89	3/8	72,191.43	3/8	72,422.96	3/8	72,654.49	3/8	72,886.03	3/8	73,117.56
7/16	71,967.13	7/16	72,198.66	7/16	72,430.20	7/16	72,661.73	7/16	72,893.26	7/16	73,124.80
1/2	71,974.36	1/2	72,205.90	1/2	72,437.43	1/2	72,668.96	1/2	72,900.50	1/2	73,132.03
9/16	71,981.60	9/16	72,213.13	9/16	72,444.67	9/16	72,676.20	9/16	72,907.73	9/16	73,139.27
5/8	71,988.83	5/8	72,220.37	5/8	72,451.90	5/8	72,683.44	5/8	72,914.97	5/8	73,146.50
11/16	71,996.07	11/16	72,227.60	11/16	72,459.14	11/16	72,690.67	11/16	72,922.21	11/16	73,153.74
3/4	72,003.30	3/4	72,234.84	3/4	72,466.37	3/4	72,697.91	3/4	72,929.44	3/4	73,160.98
13/16	72,010.54	13/16	72,242.07	13/16	72,473.61	13/16	72,705.14	13/16	72,936.68	13/16	73,168.21
7/8	72,017.77	7/8	72,249.31	7/8	72,480.84	7/8	72,712.38	7/8	72,943.91	7/8	73,175.45
15/16	72,025.01	15/16	72,256.54	15/16	72,488.08	15/16	72,719.61	15/16	72,951.15	15/16	73,182.68

This chart is Certified for Tank: 16 only. No changes are permissible without the written consent of GAUGE POINT CALIBRATION.

For calibration specification information, see certificate on page 1.

Tank No: 16
GAUGE POINT CALIBRATION
1-800-205-TANK

Red Hill, Pearl Harbor, Hawaii

Issue Date: 06/12/06

Capacities given in barrels of 42 U.S. gallons.

Gauge Height: 256'-07 1/2"

in/in	69 FT	in/in	69 FT	in/in	69 FT	in/in	69 FT	in/in	69 FT	in/in	70 FT
2	73,189.92	4	73,421.45	6	73,652.99	8	73,884.52	10	74,116.05	0	74,347.59
1/16	73,197.15	1/16	73,428.69	1/16	73,660.22	1/16	73,891.76	1/16	74,123.29	1/16	74,354.82
1/8	73,204.39	1/8	73,435.92	1/8	73,667.46	1/8	73,898.99	1/8	74,130.53	1/8	74,362.06
3/16	73,211.62	3/16	73,443.16	3/16	73,674.69	3/16	73,906.23	3/16	74,137.76	3/16	74,369.30
1/4	73,218.86	1/4	73,450.39	1/4	73,681.93	1/4	73,913.46	1/4	74,145.00	1/4	74,376.53
5/16	73,226.09	5/16	73,457.63	5/16	73,689.16	5/16	73,920.70	5/16	74,152.23	5/16	74,383.77
3/8	73,233.33	3/8	73,464.86	3/8	73,696.40	3/8	73,927.93	3/8	74,159.47	3/8	74,391.00
7/16	73,240.57	7/16	73,472.10	7/16	73,703.63	7/16	73,935.17	7/16	74,166.70	7/16	74,398.24
1/2	73,247.80	1/2	73,479.34	1/2	73,710.87	1/2	73,942.40	1/2	74,173.94	1/2	74,405.47
9/16	73,255.04	9/16	73,486.57	9/16	73,718.11	9/16	73,949.64	9/16	74,181.17	9/16	74,412.71
5/8	73,262.27	5/8	73,493.81	5/8	73,725.34	5/8	73,956.88	5/8	74,188.41	5/8	74,419.94
11/16	73,269.51	11/16	73,501.04	11/16	73,732.58	11/16	73,964.11	11/16	74,195.64	11/16	74,427.18
3/4	73,276.74	3/4	73,508.28	3/4	73,739.81	3/4	73,971.35	3/4	74,202.88	3/4	74,434.41
13/16	73,283.98	13/16	73,515.51	13/16	73,747.05	13/16	73,978.58	13/16	74,210.12	13/16	74,441.65
7/8	73,291.21	7/8	73,522.75	7/8	73,754.28	7/8	73,985.82	7/8	74,217.35	7/8	74,448.89
15/16	73,298.45	15/16	73,529.98	15/16	73,761.52	15/16	73,993.05	15/16	74,224.59	15/16	74,456.12
3	73,305.68	5	73,537.22	7	73,768.75	9	74,000.29	11	74,231.82	1	74,463.36
1/16	73,312.92	1/16	73,544.45	1/16	73,775.99	1/16	74,007.52	1/16	74,239.06	1/16	74,470.59
1/8	73,320.16	1/8	73,551.69	1/8	73,783.22	1/8	74,014.76	1/8	74,246.29	1/8	74,477.83
3/16	73,327.39	3/16	73,558.93	3/16	73,790.46	3/16	74,021.99	3/16	74,253.53	3/16	74,485.06
1/4	73,334.63	1/4	73,566.16	1/4	73,797.70	1/4	74,029.23	1/4	74,260.76	1/4	74,492.30
5/16	73,341.86	5/16	73,573.40	5/16	73,804.93	5/16	74,036.47	5/16	74,268.00	5/16	74,499.53
3/8	73,349.10	3/8	73,580.63	3/8	73,812.17	3/8	74,043.70	3/8	74,275.23	3/8	74,506.77
7/16	73,356.33	7/16	73,587.87	7/16	73,819.40	7/16	74,050.94	7/16	74,282.47	7/16	74,514.00
1/2	73,363.57	1/2	73,595.10	1/2	73,826.64	1/2	74,058.17	1/2	74,289.71	1/2	74,521.24
9/16	73,370.80	9/16	73,602.34	9/16	73,833.87	9/16	74,065.41	9/16	74,296.94	9/16	74,528.48
5/8	73,378.04	5/8	73,609.57	5/8	73,841.11	5/8	74,072.64	5/8	74,304.18	5/8	74,535.71
11/16	73,385.27	11/16	73,616.81	11/16	73,848.34	11/16	74,079.88	11/16	74,311.41	11/16	74,542.95
3/4	73,392.51	3/4	73,624.04	3/4	73,855.58	3/4	74,087.11	3/4	74,318.65	3/4	74,550.18
13/16	73,399.75	13/16	73,631.28	13/16	73,862.81	13/16	74,094.35	13/16	74,325.88	13/16	74,557.42
7/8	73,406.98	7/8	73,638.52	7/8	73,870.05	7/8	74,101.58	7/8	74,333.12	7/8	74,564.65
15/16	73,414.22	15/16	73,645.75	15/16	73,877.29	15/16	74,108.82	15/16	74,340.35	15/16	74,571.89

This chart is Certified for Tank: 16 only. No changes are permissible without the written consent of GAUGE POINT CALIBRATION.

For calibration specification information, see certificate on page 1.

Tank No: 16
GAUGE POINT CALIBRATION
1-800-205-TANK

Red Hill, Pearl Harbor, Hawaii

Issue Date: 06/12/06

Capacities given in barrels of 42 U.S. gallons.

Gauge Height: 256'-07 1/2"

in/in	70 FT	in/in	70 FT	in/in	70 FT	in/in	70 FT	in/in	70 FT	in/in	71 FT
2	74,579.12	4	74,810.66	6	75,042.19	8	75,273.73	10	75,505.26	0	75,736.80
1/16	74,586.36	1/16	74,817.89	1/16	75,049.43	1/16	75,280.96	1/16	75,512.50	1/16	75,744.03
1/8	74,593.59	1/8	74,825.13	1/8	75,056.66	1/8	75,288.20	1/8	75,519.73	1/8	75,751.27
3/16	74,600.83	3/16	74,832.36	3/16	75,063.90	3/16	75,295.43	3/16	75,526.97	3/16	75,758.50
1/4	74,608.07	1/4	74,839.60	1/4	75,071.13	1/4	75,302.67	1/4	75,534.20	1/4	75,765.74
5/16	74,615.30	5/16	74,846.84	5/16	75,078.37	5/16	75,309.90	5/16	75,541.44	5/16	75,772.97
3/8	74,622.54	3/8	74,854.07	3/8	75,085.61	3/8	75,317.14	3/8	75,548.67	3/8	75,780.21
7/16	74,629.77	7/16	74,861.31	7/16	75,092.84	7/16	75,324.38	7/16	75,555.91	7/16	75,787.44
1/2	74,637.01	1/2	74,868.54	1/2	75,100.08	1/2	75,331.61	1/2	75,563.14	1/2	75,794.68
9/16	74,644.24	9/16	74,875.78	9/16	75,107.31	9/16	75,338.85	9/16	75,570.38	9/16	75,801.91
5/8	74,651.48	5/8	74,883.01	5/8	75,114.55	5/8	75,346.08	5/8	75,577.62	5/8	75,809.15
11/16	74,658.71	11/16	74,890.25	11/16	75,121.78	11/16	75,353.32	11/16	75,584.85	11/16	75,816.39
3/4	74,665.95	3/4	74,897.48	3/4	75,129.02	3/4	75,360.55	3/4	75,592.09	3/4	75,823.62
13/16	74,673.18	13/16	74,904.72	13/16	75,136.25	13/16	75,367.79	13/16	75,599.32	13/16	75,830.86
7/8	74,680.42	7/8	74,911.95	7/8	75,143.49	7/8	75,375.02	7/8	75,606.56	7/8	75,838.09
15/16	74,687.66	15/16	74,919.19	15/16	75,150.72	15/16	75,382.26	15/16	75,613.79	15/16	75,845.33
3	74,694.89	5	74,926.43	7	75,157.96	9	75,389.49	11	75,621.03	1	75,852.56
1/16	74,702.13	1/16	74,933.66	1/16	75,165.20	1/16	75,396.73	1/16	75,628.26	1/16	75,859.80
1/8	74,709.36	1/8	74,940.90	1/8	75,172.43	1/8	75,403.97	1/8	75,635.50	1/8	75,867.03
3/16	74,716.60	3/16	74,948.13	3/16	75,179.67	3/16	75,411.20	3/16	75,642.73	3/16	75,874.27
1/4	74,723.83	1/4	74,955.37	1/4	75,186.90	1/4	75,418.44	1/4	75,649.97	1/4	75,881.50
5/16	74,731.07	5/16	74,962.60	5/16	75,194.14	5/16	75,425.67	5/16	75,657.21	5/16	75,888.74
3/8	74,738.30	3/8	74,969.84	3/8	75,201.37	3/8	75,432.91	3/8	75,664.44	3/8	75,895.98
7/16	74,745.54	7/16	74,977.07	7/16	75,208.61	7/16	75,440.14	7/16	75,671.68	7/16	75,903.21
1/2	74,752.77	1/2	74,984.31	1/2	75,215.84	1/2	75,447.38	1/2	75,678.91	1/2	75,910.45
9/16	74,760.01	9/16	74,991.54	9/16	75,223.08	9/16	75,454.61	9/16	75,686.15	9/16	75,917.68
5/8	74,767.25	5/8	74,998.78	5/8	75,230.31	5/8	75,461.85	5/8	75,693.38	5/8	75,924.92
11/16	74,774.48	11/16	75,006.02	11/16	75,237.55	11/16	75,469.08	11/16	75,700.62	11/16	75,932.15
3/4	74,781.72	3/4	75,013.25	3/4	75,244.79	3/4	75,476.32	3/4	75,707.85	3/4	75,939.39
13/16	74,788.95	13/16	75,020.49	13/16	75,252.02	13/16	75,483.56	13/16	75,715.09	13/16	75,946.62
7/8	74,796.19	7/8	75,027.72	7/8	75,259.26	7/8	75,490.79	7/8	75,722.32	7/8	75,953.86
15/16	74,803.42	15/16	75,034.96	15/16	75,266.49	15/16	75,498.03	15/16	75,729.56	15/16	75,961.09

This chart is Certified for Tank: 16 only. No changes are permissible without the written consent of GAUGE POINT CALIBRATION.

For calibration specification information, see certificate on page 1.

Tank No: 16
GAUGE POINT CALIBRATION
1-800-205-TANK

Red Hill, Pearl Harbor, Hawaii

Issue Date: 06/12/06

Capacities given in barrels of 42 U.S. gallons.

Gauge Height: 256'-07 1/2"

in/in	71 FT	in/in	71 FT	in/in	71 FT	in/in	71 FT	in/in	71 FT	in/in	72 FT
2	75,968.33	4	76,199.86	6	76,431.40	8	76,662.93	10	76,894.47	0	77,126.00
1/16	75,975.57	1/16	76,207.10	1/16	76,438.63	1/16	76,670.17	1/16	76,901.70	1/16	77,133.24
1/8	75,982.80	1/8	76,214.34	1/8	76,445.87	1/8	76,677.40	1/8	76,908.94	1/8	77,140.47
3/16	75,990.04	3/16	76,221.57	3/16	76,453.11	3/16	76,684.64	3/16	76,916.17	3/16	77,147.71
1/4	75,997.27	1/4	76,228.81	1/4	76,460.34	1/4	76,691.88	1/4	76,923.41	1/4	77,154.94
5/16	76,004.51	5/16	76,236.04	5/16	76,467.58	5/16	76,699.11	5/16	76,930.65	5/16	77,162.18
3/8	76,011.74	3/8	76,243.28	3/8	76,474.81	3/8	76,706.35	3/8	76,937.88	3/8	77,169.41
7/16	76,018.98	7/16	76,250.51	7/16	76,482.05	7/16	76,713.58	7/16	76,945.12	7/16	77,176.65
1/2	76,026.21	1/2	76,257.75	1/2	76,489.28	1/2	76,720.82	1/2	76,952.35	1/2	77,183.89
9/16	76,033.45	9/16	76,264.98	9/16	76,496.52	9/16	76,728.05	9/16	76,959.59	9/16	77,191.12
5/8	76,040.68	5/8	76,272.22	5/8	76,503.75	5/8	76,735.29	5/8	76,966.82	5/8	77,198.36
11/16	76,047.92	11/16	76,279.45	11/16	76,510.99	11/16	76,742.52	11/16	76,974.06	11/16	77,205.59
3/4	76,055.16	3/4	76,286.69	3/4	76,518.22	3/4	76,749.76	3/4	76,981.29	3/4	77,212.83
13/16	76,062.39	13/16	76,293.93	13/16	76,525.46	13/16	76,756.99	13/16	76,988.53	13/16	77,220.06
7/8	76,069.63	7/8	76,301.16	7/8	76,532.70	7/8	76,764.23	7/8	76,995.76	7/8	77,227.30
15/16	76,076.86	15/16	76,308.40	15/16	76,539.93	15/16	76,771.47	15/16	77,003.00	15/16	77,234.53
3	76,084.10	5	76,315.63	7	76,547.17	9	76,778.70	11	77,010.23	1	77,241.77
1/16	76,091.33	1/16	76,322.87	1/16	76,554.40	1/16	76,785.94	1/16	77,017.47	1/16	77,249.00
1/8	76,098.57	1/8	76,330.10	1/8	76,561.64	1/8	76,793.17	1/8	77,024.71	1/8	77,256.24
3/16	76,105.80	3/16	76,337.34	3/16	76,568.87	3/16	76,800.41	3/16	77,031.94	3/16	77,263.48
1/4	76,113.04	1/4	76,344.57	1/4	76,576.11	1/4	76,807.64	1/4	77,039.18	1/4	77,270.71
5/16	76,120.27	5/16	76,351.81	5/16	76,583.34	5/16	76,814.88	5/16	77,046.41	5/16	77,277.95
3/8	76,127.51	3/8	76,359.04	3/8	76,590.58	3/8	76,822.11	3/8	77,053.65	3/8	77,285.18
7/16	76,134.75	7/16	76,366.28	7/16	76,597.81	7/16	76,829.35	7/16	77,060.88	7/16	77,292.42
1/2	76,141.98	1/2	76,373.52	1/2	76,605.05	1/2	76,836.58	1/2	77,068.12	1/2	77,299.65
9/16	76,149.22	9/16	76,380.75	9/16	76,612.29	9/16	76,843.82	9/16	77,075.35	9/16	77,306.89
5/8	76,156.45	5/8	76,387.99	5/8	76,619.52	5/8	76,851.06	5/8	77,082.59	5/8	77,314.12
11/16	76,163.69	11/16	76,395.22	11/16	76,626.76	11/16	76,858.29	11/16	77,089.82	11/16	77,321.36
3/4	76,170.92	3/4	76,402.46	3/4	76,633.99	3/4	76,865.53	3/4	77,097.06	3/4	77,328.59
13/16	76,178.16	13/16	76,409.69	13/16	76,641.23	13/16	76,872.76	13/16	77,104.30	13/16	77,335.83
7/8	76,185.39	7/8	76,416.93	7/8	76,648.46	7/8	76,880.00	7/8	77,111.53	7/8	77,343.07
15/16	76,192.63	15/16	76,424.16	15/16	76,655.70	15/16	76,887.23	15/16	77,118.77	15/16	77,350.30

This chart is Certified for Tank: 16 only. No changes are permissible without the written consent of GAUGE POINT CALIBRATION.

For calibration specification information, see certificate on page 1.

Tank No: 16
GAUGE POINT CALIBRATION
1-800-205-TANK

Red Hill, Pearl Harbor, Hawaii

Issue Date: 06/12/06

Capacities given in barrels of 42 U.S. gallons.

Gauge Height: 256'-07 1/2"

in/in	72 FT	in/in	72 FT	in/in	72 FT	in/in	72 FT	in/in	72 FT	in/in	73 FT
2	77,357.54	4	77,589.07	6	77,820.61	8	78,052.14	10	78,283.67	0	78,515.21
1/16	77,364.77	1/16	77,596.31	1/16	77,827.84	1/16	78,059.38	1/16	78,290.91	1/16	78,522.44
1/8	77,372.01	1/8	77,603.54	1/8	77,835.08	1/8	78,066.61	1/8	78,298.15	1/8	78,529.68
3/16	77,379.24	3/16	77,610.78	3/16	77,842.31	3/16	78,073.85	3/16	78,305.38	3/16	78,536.91
1/4	77,386.48	1/4	77,618.01	1/4	77,849.55	1/4	78,081.08	1/4	78,312.62	1/4	78,544.15
5/16	77,393.71	5/16	77,625.25	5/16	77,856.78	5/16	78,088.32	5/16	78,319.85	5/16	78,551.39
3/8	77,400.95	3/8	77,632.48	3/8	77,864.02	3/8	78,095.55	3/8	78,327.09	3/8	78,558.62
7/16	77,408.18	7/16	77,639.72	7/16	77,871.25	7/16	78,102.79	7/16	78,334.32	7/16	78,565.86
1/2	77,415.42	1/2	77,646.95	1/2	77,878.49	1/2	78,110.02	1/2	78,341.56	1/2	78,573.09
9/16	77,422.66	9/16	77,654.19	9/16	77,885.72	9/16	78,117.26	9/16	78,348.79	9/16	78,580.33
5/8	77,429.89	5/8	77,661.43	5/8	77,892.96	5/8	78,124.49	5/8	78,356.03	5/8	78,587.56
11/16	77,437.13	11/16	77,668.66	11/16	77,900.20	11/16	78,131.73	11/16	78,363.26	11/16	78,594.80
3/4	77,444.36	3/4	77,675.90	3/4	77,907.43	3/4	78,138.97	3/4	78,370.50	3/4	78,602.03
13/16	77,451.60	13/16	77,683.13	13/16	77,914.67	13/16	78,146.20	13/16	78,377.74	13/16	78,609.27
7/8	77,458.83	7/8	77,690.37	7/8	77,921.90	7/8	78,153.44	7/8	78,384.97	7/8	78,616.50
15/16	77,466.07	15/16	77,697.60	15/16	77,929.14	15/16	78,160.67	15/16	78,392.21	15/16	78,623.74
3	77,473.30	5	77,704.84	7	77,936.37	9	78,167.91	11	78,399.44	1	78,630.98
1/16	77,480.54	1/16	77,712.07	1/16	77,943.61	1/16	78,175.14	1/16	78,406.68	1/16	78,638.21
1/8	77,487.77	1/8	77,719.31	1/8	77,950.84	1/8	78,182.38	1/8	78,413.91	1/8	78,645.45
3/16	77,495.01	3/16	77,726.54	3/16	77,958.08	3/16	78,189.61	3/16	78,421.15	3/16	78,652.68
1/4	77,502.25	1/4	77,733.78	1/4	77,965.31	1/4	78,196.85	1/4	78,428.38	1/4	78,659.92
5/16	77,509.48	5/16	77,741.02	5/16	77,972.55	5/16	78,204.08	5/16	78,435.62	5/16	78,667.15
3/8	77,516.72	3/8	77,748.25	3/8	77,979.79	3/8	78,211.32	3/8	78,442.85	3/8	78,674.39
7/16	77,523.95	7/16	77,755.49	7/16	77,987.02	7/16	78,218.56	7/16	78,450.09	7/16	78,681.62
1/2	77,531.19	1/2	77,762.72	1/2	77,994.26	1/2	78,225.79	1/2	78,457.32	1/2	78,688.86
9/16	77,538.42	9/16	77,769.96	9/16	78,001.49	9/16	78,233.03	9/16	78,464.56	9/16	78,696.09
5/8	77,545.66	5/8	77,777.19	5/8	78,008.73	5/8	78,240.26	5/8	78,471.80	5/8	78,703.33
11/16	77,552.89	11/16	77,784.43	11/16	78,015.96	11/16	78,247.50	11/16	78,479.03	11/16	78,710.57
3/4	77,560.13	3/4	77,791.66	3/4	78,023.20	3/4	78,254.73	3/4	78,486.27	3/4	78,717.80
13/16	77,567.36	13/16	77,798.90	13/16	78,030.43	13/16	78,261.97	13/16	78,493.50	13/16	78,725.04
7/8	77,574.60	7/8	77,806.13	7/8	78,037.67	7/8	78,269.20	7/8	78,500.74	7/8	78,732.27
15/16	77,581.84	15/16	77,813.37	15/16	78,044.90	15/16	78,276.44	15/16	78,507.97	15/16	78,739.51

This chart is Certified for Tank: 16 only. No changes are permissible without the written consent of GAUGE POINT CALIBRATION.

For calibration specification information, see certificate on page 1.

Tank No: 16
GAUGE POINT CALIBRATION
1-800-205-TANK

Red Hill, Pearl Harbor, Hawaii

Issue Date: 06/12/06

Capacities given in barrels of 42 U.S. gallons.

Gauge Height: 256'-07 1/2"

in/in	73 FT	in/in	73 FT	in/in	73 FT	in/in	73 FT	in/in	73 FT	in/in	74 FT
2	78,746.74	4	78,978.66	6	79,210.96	8	79,443.26	10	79,675.56	0	79,907.86
1/16	78,753.98	1/16	78,985.92	1/16	79,218.22	1/16	79,450.52	1/16	79,682.82	1/16	79,915.12
1/8	78,761.21	1/8	78,993.18	1/8	79,225.48	1/8	79,457.78	1/8	79,690.08	1/8	79,922.38
3/16	78,768.45	3/16	79,000.44	3/16	79,232.74	3/16	79,465.04	3/16	79,697.34	3/16	79,929.63
1/4	78,775.68	1/4	79,007.70	1/4	79,240.00	1/4	79,472.30	1/4	79,704.59	1/4	79,936.89
5/16	78,782.92	5/16	79,014.96	5/16	79,247.26	5/16	79,479.55	5/16	79,711.85	5/16	79,944.15
3/8	78,790.16	3/8	79,022.22	3/8	79,254.52	3/8	79,486.81	3/8	79,719.11	3/8	79,951.41
7/16	78,797.39	7/16	79,029.48	7/16	79,261.77	7/16	79,494.07	7/16	79,726.37	7/16	79,958.67
1/2	78,804.63	1/2	79,036.73	1/2	79,269.03	1/2	79,501.33	1/2	79,733.63	1/2	79,965.93
9/16	78,811.86	9/16	79,043.99	9/16	79,276.29	9/16	79,508.59	9/16	79,740.89	9/16	79,973.19
5/8	78,819.10	5/8	79,051.25	5/8	79,283.55	5/8	79,515.85	5/8	79,748.15	5/8	79,980.45
11/16	78,826.33	11/16	79,058.51	11/16	79,290.81	11/16	79,523.11	11/16	79,755.41	11/16	79,987.71
3/4	78,833.57	3/4	79,065.77	3/4	79,298.07	3/4	79,530.37	3/4	79,762.67	3/4	79,994.97
13/16	78,840.80	13/16	79,073.03	13/16	79,305.33	13/16	79,537.63	13/16	79,769.93	13/16	80,002.23
7/8	78,848.04	7/8	79,080.29	7/8	79,312.59	7/8	79,544.89	7/8	79,777.19	7/8	80,009.49
15/16	78,855.27	15/16	79,087.55	15/16	79,319.85	15/16	79,552.15	15/16	79,784.45	15/16	80,016.75
3	78,862.51	5	79,094.81	7	79,327.11	9	79,559.41	11	79,791.71	1	80,024.01
1/16	78,869.77	1/16	79,102.07	1/16	79,334.37	1/16	79,566.67	1/16	79,798.97	1/16	80,031.27
1/8	78,877.03	1/8	79,109.33	1/8	79,341.63	1/8	79,573.93	1/8	79,806.23	1/8	80,038.52
3/16	78,884.29	3/16	79,116.59	3/16	79,348.89	3/16	79,581.19	3/16	79,813.49	3/16	80,045.78
1/4	78,891.55	1/4	79,123.85	1/4	79,356.15	1/4	79,588.45	1/4	79,820.74	1/4	80,053.04
5/16	78,898.81	5/16	79,131.11	5/16	79,363.41	5/16	79,595.70	5/16	79,828.00	5/16	80,060.30
3/8	78,906.07	3/8	79,138.37	3/8	79,370.66	3/8	79,602.96	3/8	79,835.26	3/8	80,067.56
7/16	78,913.33	7/16	79,145.62	7/16	79,377.92	7/16	79,610.22	7/16	79,842.52	7/16	80,074.82
1/2	78,920.58	1/2	79,152.88	1/2	79,385.18	1/2	79,617.48	1/2	79,849.78	1/2	80,082.08
9/16	78,927.84	9/16	79,160.14	9/16	79,392.44	9/16	79,624.74	9/16	79,857.04	9/16	80,089.34
5/8	78,935.10	5/8	79,167.40	5/8	79,399.70	5/8	79,632.00	5/8	79,864.30	5/8	80,096.60
11/16	78,942.36	11/16	79,174.66	11/16	79,406.96	11/16	79,639.26	11/16	79,871.56	11/16	80,103.86
3/4	78,949.62	3/4	79,181.92	3/4	79,414.22	3/4	79,646.52	3/4	79,878.82	3/4	80,111.12
13/16	78,956.88	13/16	79,189.18	13/16	79,421.48	13/16	79,653.78	13/16	79,886.08	13/16	80,118.38
7/8	78,964.14	7/8	79,196.44	7/8	79,428.74	7/8	79,661.04	7/8	79,893.34	7/8	80,125.64
15/16	78,971.40	15/16	79,203.70	15/16	79,436.00	15/16	79,668.30	15/16	79,900.60	15/16	80,132.90

This chart is Certified for Tank: 16 only. No changes are permissible without the written consent of GAUGE POINT CALIBRATION.

For calibration specification information, see certificate on page 1.

Tank No: 16
GAUGE POINT CALIBRATION
1-800-205-TANK

Red Hill, Pearl Harbor, Hawaii

Issue Date: 06/12/06

Capacities given in barrels of 42 U.S. gallons.

Gauge Height: 256'-07 1/2"

in/in	74 FT	in/in	74 FT	in/in	74 FT	in/in	74 FT	in/in	74 FT	in/in	75 FT
2	80,140.16	4	80,372.45	6	80,604.75	8	80,837.05	10	81,069.35	0	81,301.65
1/16	80,147.42	1/16	80,379.71	1/16	80,612.01	1/16	80,844.31	1/16	81,076.61	1/16	81,308.91
1/8	80,154.67	1/8	80,386.97	1/8	80,619.27	1/8	80,851.57	1/8	81,083.87	1/8	81,316.17
3/16	80,161.93	3/16	80,394.23	3/16	80,626.53	3/16	80,858.83	3/16	81,091.13	3/16	81,323.43
1/4	80,169.19	1/4	80,401.49	1/4	80,633.79	1/4	80,866.09	1/4	81,098.39	1/4	81,330.69
5/16	80,176.45	5/16	80,408.75	5/16	80,641.05	5/16	80,873.35	5/16	81,105.65	5/16	81,337.95
3/8	80,183.71	3/8	80,416.01	3/8	80,648.31	3/8	80,880.61	3/8	81,112.91	3/8	81,345.21
7/16	80,190.97	7/16	80,423.27	7/16	80,655.57	7/16	80,887.87	7/16	81,120.17	7/16	81,352.47
1/2	80,198.23	1/2	80,430.53	1/2	80,662.83	1/2	80,895.13	1/2	81,127.43	1/2	81,359.73
9/16	80,205.49	9/16	80,437.79	9/16	80,670.09	9/16	80,902.39	9/16	81,134.69	9/16	81,366.99
5/8	80,212.75	5/8	80,445.05	5/8	80,677.35	5/8	80,909.65	5/8	81,141.95	5/8	81,374.25
11/16	80,220.01	11/16	80,452.31	11/16	80,684.61	11/16	80,916.91	11/16	81,149.21	11/16	81,381.50
3/4	80,227.27	3/4	80,459.57	3/4	80,691.87	3/4	80,924.17	3/4	81,156.46	3/4	81,388.76
13/16	80,234.53	13/16	80,466.83	13/16	80,699.13	13/16	80,931.42	13/16	81,163.72	13/16	81,396.02
7/8	80,241.79	7/8	80,474.09	7/8	80,706.39	7/8	80,938.68	7/8	81,170.98	7/8	81,403.28
15/16	80,249.05	15/16	80,481.35	15/16	80,713.64	15/16	80,945.94	15/16	81,178.24	15/16	81,410.54
3	80,256.31	5	80,488.60	7	80,720.90	9	80,953.20	11	81,185.50	1	81,417.80
1/16	80,263.56	1/16	80,495.86	1/16	80,728.16	1/16	80,960.46	1/16	81,192.76	1/16	81,425.06
1/8	80,270.82	1/8	80,503.12	1/8	80,735.42	1/8	80,967.72	1/8	81,200.02	1/8	81,432.32
3/16	80,278.08	3/16	80,510.38	3/16	80,742.68	3/16	80,974.98	3/16	81,207.28	3/16	81,439.58
1/4	80,285.34	1/4	80,517.64	1/4	80,749.94	1/4	80,982.24	1/4	81,214.54	1/4	81,446.84
5/16	80,292.60	5/16	80,524.90	5/16	80,757.20	5/16	80,989.50	5/16	81,221.80	5/16	81,454.10
3/8	80,299.86	3/8	80,532.16	3/8	80,764.46	3/8	80,996.76	3/8	81,229.06	3/8	81,461.36
7/16	80,307.12	7/16	80,539.42	7/16	80,771.72	7/16	81,004.02	7/16	81,236.32	7/16	81,468.62
1/2	80,314.38	1/2	80,546.68	1/2	80,778.98	1/2	81,011.28	1/2	81,243.58	1/2	81,475.88
9/16	80,321.64	9/16	80,553.94	9/16	80,786.24	9/16	81,018.54	9/16	81,250.84	9/16	81,483.14
5/8	80,328.90	5/8	80,561.20	5/8	80,793.50	5/8	81,025.80	5/8	81,258.10	5/8	81,490.39
11/16	80,336.16	11/16	80,568.46	11/16	80,800.76	11/16	81,033.06	11/16	81,265.36	11/16	81,497.65
3/4	80,343.42	3/4	80,575.72	3/4	80,808.02	3/4	81,040.32	3/4	81,272.61	3/4	81,504.91
13/16	80,350.68	13/16	80,582.98	13/16	80,815.28	13/16	81,047.57	13/16	81,279.87	13/16	81,512.17
7/8	80,357.94	7/8	80,590.24	7/8	80,822.53	7/8	81,054.83	7/8	81,287.13	7/8	81,519.43
15/16	80,365.20	15/16	80,597.49	15/16	80,829.79	15/16	81,062.09	15/16	81,294.39	15/16	81,526.69

This chart is Certified for Tank: 16 only. No changes are permissible without the written consent of GAUGE POINT CALIBRATION.

For calibration specification information, see certificate on page 1.

Tank No: 16
GAUGE POINT CALIBRATION
1-800-205-TANK

Red Hill, Pearl Harbor, Hawaii

Issue Date: 06/12/06

Capacities given in barrels of 42 U.S. gallons.

Gauge Height: 256'-07 1/2"

in/in	75 FT	in/in	75 FT	in/in	75 FT	in/in	75 FT	in/in	75 FT	in/in	76 FT
2	81,533.95	4	81,766.25	6	81,998.55	8	82,230.85	10	82,463.15	0	82,695.45
1/16	81,541.21	1/16	81,773.51	1/16	82,005.81	1/16	82,238.11	1/16	82,470.41	1/16	82,702.71
1/8	81,548.47	1/8	81,780.77	1/8	82,013.07	1/8	82,245.37	1/8	82,477.67	1/8	82,709.97
3/16	81,555.73	3/16	81,788.03	3/16	82,020.33	3/16	82,252.63	3/16	82,484.93	3/16	82,717.23
1/4	81,562.99	1/4	81,795.29	1/4	82,027.59	1/4	82,259.89	1/4	82,492.19	1/4	82,724.48
5/16	81,570.25	5/16	81,802.55	5/16	82,034.85	5/16	82,267.15	5/16	82,499.44	5/16	82,731.74
3/8	81,577.51	3/8	81,809.81	3/8	82,042.11	3/8	82,274.40	3/8	82,506.70	3/8	82,739.00
7/16	81,584.77	7/16	81,817.07	7/16	82,049.36	7/16	82,281.66	7/16	82,513.96	7/16	82,746.26
1/2	81,592.03	1/2	81,824.32	1/2	82,056.62	1/2	82,288.92	1/2	82,521.22	1/2	82,753.52
9/16	81,599.29	9/16	81,831.58	9/16	82,063.88	9/16	82,296.18	9/16	82,528.48	9/16	82,760.78
5/8	81,606.54	5/8	81,838.84	5/8	82,071.14	5/8	82,303.44	5/8	82,535.74	5/8	82,768.04
11/16	81,613.80	11/16	81,846.10	11/16	82,078.40	11/16	82,310.70	11/16	82,543.00	11/16	82,775.30
3/4	81,621.06	3/4	81,853.36	3/4	82,085.66	3/4	82,317.96	3/4	82,550.26	3/4	82,782.56
13/16	81,628.32	13/16	81,860.62	13/16	82,092.92	13/16	82,325.22	13/16	82,557.52	13/16	82,789.82
7/8	81,635.58	7/8	81,867.88	7/8	82,100.18	7/8	82,332.48	7/8	82,564.78	7/8	82,797.08
15/16	81,642.84	15/16	81,875.14	15/16	82,107.44	15/16	82,339.74	15/16	82,572.04	15/16	82,804.34
3	81,650.10	5	81,882.40	7	82,114.70	9	82,347.00	11	82,579.30	1	82,811.60
1/16	81,657.36	1/16	81,889.66	1/16	82,121.96	1/16	82,354.26	1/16	82,586.56	1/16	82,818.86
1/8	81,664.62	1/8	81,896.92	1/8	82,129.22	1/8	82,361.52	1/8	82,593.82	1/8	82,826.12
3/16	81,671.88	3/16	81,904.18	3/16	82,136.48	3/16	82,368.78	3/16	82,601.08	3/16	82,833.37
1/4	81,679.14	1/4	81,911.44	1/4	82,143.74	1/4	82,376.04	1/4	82,608.33	1/4	82,840.63
5/16	81,686.40	5/16	81,918.70	5/16	82,151.00	5/16	82,383.29	5/16	82,615.59	5/16	82,847.89
3/8	81,693.66	3/8	81,925.96	3/8	82,158.26	3/8	82,390.55	3/8	82,622.85	3/8	82,855.15
7/16	81,700.92	7/16	81,933.22	7/16	82,165.51	7/16	82,397.81	7/16	82,630.11	7/16	82,862.41
1/2	81,708.18	1/2	81,940.47	1/2	82,172.77	1/2	82,405.07	1/2	82,637.37	1/2	82,869.67
9/16	81,715.43	9/16	81,947.73	9/16	82,180.03	9/16	82,412.33	9/16	82,644.63	9/16	82,876.93
5/8	81,722.69	5/8	81,954.99	5/8	82,187.29	5/8	82,419.59	5/8	82,651.89	5/8	82,884.19
11/16	81,729.95	11/16	81,962.25	11/16	82,194.55	11/16	82,426.85	11/16	82,659.15	11/16	82,891.45
3/4	81,737.21	3/4	81,969.51	3/4	82,201.81	3/4	82,434.11	3/4	82,666.41	3/4	82,898.71
13/16	81,744.47	13/16	81,976.77	13/16	82,209.07	13/16	82,441.37	13/16	82,673.67	13/16	82,905.97
7/8	81,751.73	7/8	81,984.03	7/8	82,216.33	7/8	82,448.63	7/8	82,680.93	7/8	82,913.23
15/16	81,758.99	15/16	81,991.29	15/16	82,223.59	15/16	82,455.89	15/16	82,688.19	15/16	82,920.49

This chart is Certified for Tank: 16 only. No changes are permissible without the written consent of GAUGE POINT CALIBRATION.

For calibration specification information, see certificate on page 1.

Tank No: 16
GAUGE POINT CALIBRATION
1-800-205-TANK

Red Hill, Pearl Harbor, Hawaii

Issue Date: 06/12/06

Capacities given in barrels of 42 U.S. gallons.

Gauge Height: 256'-07 1/2"

in/in	76 FT	in/in	76 FT	in/in	76 FT	in/in	76 FT	in/in	76 FT	in/in	77 FT
2	82,927.75	4	83,160.05	6	83,392.34	8	83,624.64	10	83,856.94	0	84,089.24
1/16	82,935.01	1/16	83,167.30	1/16	83,399.60	1/16	83,631.90	1/16	83,864.20	1/16	84,096.50
1/8	82,942.26	1/8	83,174.56	1/8	83,406.86	1/8	83,639.16	1/8	83,871.46	1/8	84,103.76
3/16	82,949.52	3/16	83,181.82	3/16	83,414.12	3/16	83,646.42	3/16	83,878.72	3/16	84,111.02
1/4	82,956.78	1/4	83,189.08	1/4	83,421.38	1/4	83,653.68	1/4	83,885.98	1/4	84,118.28
5/16	82,964.04	5/16	83,196.34	5/16	83,428.64	5/16	83,660.94	5/16	83,893.24	5/16	84,125.54
3/8	82,971.30	3/8	83,203.60	3/8	83,435.90	3/8	83,668.20	3/8	83,900.50	3/8	84,132.80
7/16	82,978.56	7/16	83,210.86	7/16	83,443.16	7/16	83,675.46	7/16	83,907.76	7/16	84,140.06
1/2	82,985.82	1/2	83,218.12	1/2	83,450.42	1/2	83,682.72	1/2	83,915.02	1/2	84,147.32
9/16	82,993.08	9/16	83,225.38	9/16	83,457.68	9/16	83,689.98	9/16	83,922.28	9/16	84,154.58
5/8	83,000.34	5/8	83,232.64	5/8	83,464.94	5/8	83,697.24	5/8	83,929.54	5/8	84,161.84
11/16	83,007.60	11/16	83,239.90	11/16	83,472.20	11/16	83,704.50	11/16	83,936.80	11/16	84,169.10
3/4	83,014.86	3/4	83,247.16	3/4	83,479.46	3/4	83,711.76	3/4	83,944.06	3/4	84,176.35
13/16	83,022.12	13/16	83,254.42	13/16	83,486.72	13/16	83,719.02	13/16	83,951.31	13/16	84,183.61
7/8	83,029.38	7/8	83,261.68	7/8	83,493.98	7/8	83,726.27	7/8	83,958.57	7/8	84,190.87
15/16	83,036.64	15/16	83,268.94	15/16	83,501.23	15/16	83,733.53	15/16	83,965.83	15/16	84,198.13
3	83,043.90	5	83,276.19	7	83,508.49	9	83,740.79	11	83,973.09	1	84,205.39
1/16	83,051.16	1/16	83,283.45	1/16	83,515.75	1/16	83,748.05	1/16	83,980.35	1/16	84,212.65
1/8	83,058.41	1/8	83,290.71	1/8	83,523.01	1/8	83,755.31	1/8	83,987.61	1/8	84,219.91
3/16	83,065.67	3/16	83,297.97	3/16	83,530.27	3/16	83,762.57	3/16	83,994.87	3/16	84,227.17
1/4	83,072.93	1/4	83,305.23	1/4	83,537.53	1/4	83,769.83	1/4	84,002.13	1/4	84,234.43
5/16	83,080.19	5/16	83,312.49	5/16	83,544.79	5/16	83,777.09	5/16	84,009.39	5/16	84,241.69
3/8	83,087.45	3/8	83,319.75	3/8	83,552.05	3/8	83,784.35	3/8	84,016.65	3/8	84,248.95
7/16	83,094.71	7/16	83,327.01	7/16	83,559.31	7/16	83,791.61	7/16	84,023.91	7/16	84,256.21
1/2	83,101.97	1/2	83,334.27	1/2	83,566.57	1/2	83,798.87	1/2	84,031.17	1/2	84,263.47
9/16	83,109.23	9/16	83,341.53	9/16	83,573.83	9/16	83,806.13	9/16	84,038.43	9/16	84,270.73
5/8	83,116.49	5/8	83,348.79	5/8	83,581.09	5/8	83,813.39	5/8	84,045.69	5/8	84,277.99
11/16	83,123.75	11/16	83,356.05	11/16	83,588.35	11/16	83,820.65	11/16	84,052.95	11/16	84,285.24
3/4	83,131.01	3/4	83,363.31	3/4	83,595.61	3/4	83,827.91	3/4	84,060.20	3/4	84,292.50
13/16	83,138.27	13/16	83,370.57	13/16	83,602.87	13/16	83,835.16	13/16	84,067.46	13/16	84,299.76
7/8	83,145.53	7/8	83,377.83	7/8	83,610.13	7/8	83,842.42	7/8	84,074.72	7/8	84,307.02
15/16	83,152.79	15/16	83,385.09	15/16	83,617.38	15/16	83,849.68	15/16	84,081.98	15/16	84,314.28

This chart is Certified for Tank: 16 only. No changes are permissible without the written consent of GAUGE POINT CALIBRATION.

For calibration specification information, see certificate on page 1.

Tank No: 16
GAUGE POINT CALIBRATION
1-800-205-TANK

Red Hill, Pearl Harbor, Hawaii

Issue Date: 06/12/06

Capacities given in barrels of 42 U.S. gallons.

Gauge Height: 256'-07 1/2"

in/in	77 FT	in/in	77 FT	in/in	77 FT	in/in	77 FT	in/in	77 FT	in/in	78 FT
2	84,321.54	4	84,553.84	6	84,786.14	8	85,018.44	10	85,250.74	0	85,483.04
1/16	84,328.80	1/16	84,561.10	1/16	84,793.40	1/16	85,025.70	1/16	85,258.00	1/16	85,490.30
1/8	84,336.06	1/8	84,568.36	1/8	84,800.66	1/8	85,032.96	1/8	85,265.26	1/8	85,497.56
3/16	84,343.32	3/16	84,575.62	3/16	84,807.92	3/16	85,040.22	3/16	85,272.52	3/16	85,504.82
1/4	84,350.58	1/4	84,582.88	1/4	84,815.18	1/4	85,047.48	1/4	85,279.78	1/4	85,512.07
5/16	84,357.84	5/16	84,590.14	5/16	84,822.44	5/16	85,054.74	5/16	85,287.03	5/16	85,519.33
3/8	84,365.10	3/8	84,597.40	3/8	84,829.70	3/8	85,062.00	3/8	85,294.29	3/8	85,526.59
7/16	84,372.36	7/16	84,604.66	7/16	84,836.96	7/16	85,069.25	7/16	85,301.55	7/16	85,533.85
1/2	84,379.62	1/2	84,611.92	1/2	84,844.21	1/2	85,076.51	1/2	85,308.81	1/2	85,541.11
9/16	84,386.88	9/16	84,619.17	9/16	84,851.47	9/16	85,083.77	9/16	85,316.07	9/16	85,548.37
5/8	84,394.13	5/8	84,626.43	5/8	84,858.73	5/8	85,091.03	5/8	85,323.33	5/8	85,555.63
11/16	84,401.39	11/16	84,633.69	11/16	84,865.99	11/16	85,098.29	11/16	85,330.59	11/16	85,562.89
3/4	84,408.65	3/4	84,640.95	3/4	84,873.25	3/4	85,105.55	3/4	85,337.85	3/4	85,570.15
13/16	84,415.91	13/16	84,648.21	13/16	84,880.51	13/16	85,112.81	13/16	85,345.11	13/16	85,577.41
7/8	84,423.17	7/8	84,655.47	7/8	84,887.77	7/8	85,120.07	7/8	85,352.37	7/8	85,584.67
15/16	84,430.43	15/16	84,662.73	15/16	84,895.03	15/16	85,127.33	15/16	85,359.63	15/16	85,591.93
3	84,437.69	5	84,669.99	7	84,902.29	9	85,134.59	11	85,366.89	1	85,599.19
1/16	84,444.95	1/16	84,677.25	1/16	84,909.55	1/16	85,141.85	1/16	85,374.15	1/16	85,606.45
1/8	84,452.21	1/8	84,684.51	1/8	84,916.81	1/8	85,149.11	1/8	85,381.41	1/8	85,613.71
3/16	84,459.47	3/16	84,691.77	3/16	84,924.07	3/16	85,156.37	3/16	85,388.67	3/16	85,620.97
1/4	84,466.73	1/4	84,699.03	1/4	84,931.33	1/4	85,163.63	1/4	85,395.93	1/4	85,628.22
5/16	84,473.99	5/16	84,706.29	5/16	84,938.59	5/16	85,170.89	5/16	85,403.18	5/16	85,635.48
3/8	84,481.25	3/8	84,713.55	3/8	84,945.85	3/8	85,178.14	3/8	85,410.44	3/8	85,642.74
7/16	84,488.51	7/16	84,720.81	7/16	84,953.10	7/16	85,185.40	7/16	85,417.70	7/16	85,650.00
1/2	84,495.77	1/2	84,728.06	1/2	84,960.36	1/2	85,192.66	1/2	85,424.96	1/2	85,657.26
9/16	84,503.03	9/16	84,735.32	9/16	84,967.62	9/16	85,199.92	9/16	85,432.22	9/16	85,664.52
5/8	84,510.28	5/8	84,742.58	5/8	84,974.88	5/8	85,207.18	5/8	85,439.48	5/8	85,671.78
11/16	84,517.54	11/16	84,749.84	11/16	84,982.14	11/16	85,214.44	11/16	85,446.74	11/16	85,679.04
3/4	84,524.80	3/4	84,757.10	3/4	84,989.40	3/4	85,221.70	3/4	85,454.00	3/4	85,686.30
13/16	84,532.06	13/16	84,764.36	13/16	84,996.66	13/16	85,228.96	13/16	85,461.26	13/16	85,693.56
7/8	84,539.32	7/8	84,771.62	7/8	85,003.92	7/8	85,236.22	7/8	85,468.52	7/8	85,700.82
15/16	84,546.58	15/16	84,778.88	15/16	85,011.18	15/16	85,243.48	15/16	85,475.78	15/16	85,708.08

This chart is Certified for Tank: 16 only. No changes are permissible without the written consent of GAUGE POINT CALIBRATION.

For calibration specification information, see certificate on page 1.

Tank No: 16
GAUGE POINT CALIBRATION
1-800-205-TANK

Red Hill, Pearl Harbor, Hawaii

Issue Date: 06/12/06

Capacities given in barrels of 42 U.S. gallons.

Gauge Height: 256'-07 1/2"

in/in	78 FT	in/in	78 FT	in/in	78 FT	in/in	78 FT	in/in	78 FT	in/in	79 FT
2	85,715.34	4	85,947.64	6	86,179.93	8	86,412.23	10	86,644.53	0	86,876.83
1/16	85,722.60	1/16	85,954.90	1/16	86,187.19	1/16	86,419.49	1/16	86,651.79	1/16	86,884.09
1/8	85,729.86	1/8	85,962.15	1/8	86,194.45	1/8	86,426.75	1/8	86,659.05	1/8	86,891.35
3/16	85,737.11	3/16	85,969.41	3/16	86,201.71	3/16	86,434.01	3/16	86,666.31	3/16	86,898.61
1/4	85,744.37	1/4	85,976.67	1/4	86,208.97	1/4	86,441.27	1/4	86,673.57	1/4	86,905.87
5/16	85,751.63	5/16	85,983.93	5/16	86,216.23	5/16	86,448.53	5/16	86,680.83	5/16	86,913.13
3/8	85,758.89	3/8	85,991.19	3/8	86,223.49	3/8	86,455.79	3/8	86,688.09	3/8	86,920.39
7/16	85,766.15	7/16	85,998.45	7/16	86,230.75	7/16	86,463.05	7/16	86,695.35	7/16	86,927.65
1/2	85,773.41	1/2	86,005.71	1/2	86,238.01	1/2	86,470.31	1/2	86,702.61	1/2	86,934.91
9/16	85,780.67	9/16	86,012.97	9/16	86,245.27	9/16	86,477.57	9/16	86,709.87	9/16	86,942.17
5/8	85,787.93	5/8	86,020.23	5/8	86,252.53	5/8	86,484.83	5/8	86,717.13	5/8	86,949.43
11/16	85,795.19	11/16	86,027.49	11/16	86,259.79	11/16	86,492.09	11/16	86,724.39	11/16	86,956.69
3/4	85,802.45	3/4	86,034.75	3/4	86,267.05	3/4	86,499.35	3/4	86,731.65	3/4	86,963.94
13/16	85,809.71	13/16	86,042.01	13/16	86,274.31	13/16	86,506.61	13/16	86,738.90	13/16	86,971.20
7/8	85,816.97	7/8	86,049.27	7/8	86,281.57	7/8	86,513.87	7/8	86,746.16	7/8	86,978.46
15/16	85,824.23	15/16	86,056.53	15/16	86,288.83	15/16	86,521.12	15/16	86,753.42	15/16	86,985.72
3	85,831.49	5	86,063.79	7	86,296.08	9	86,528.38	11	86,760.68	1	86,992.98
1/16	85,838.75	1/16	86,071.04	1/16	86,303.34	1/16	86,535.64	1/16	86,767.94	1/16	87,000.24
1/8	85,846.00	1/8	86,078.30	1/8	86,310.60	1/8	86,542.90	1/8	86,775.20	1/8	87,007.50
3/16	85,853.26	3/16	86,085.56	3/16	86,317.86	3/16	86,550.16	3/16	86,782.46	3/16	87,014.76
1/4	85,860.52	1/4	86,092.82	1/4	86,325.12	1/4	86,557.42	1/4	86,789.72	1/4	87,022.02
5/16	85,867.78	5/16	86,100.08	5/16	86,332.38	5/16	86,564.68	5/16	86,796.98	5/16	87,029.28
3/8	85,875.04	3/8	86,107.34	3/8	86,339.64	3/8	86,571.94	3/8	86,804.24	3/8	87,036.54
7/16	85,882.30	7/16	86,114.60	7/16	86,346.90	7/16	86,579.20	7/16	86,811.50	7/16	87,043.80
1/2	85,889.56	1/2	86,121.86	1/2	86,354.16	1/2	86,586.46	1/2	86,818.76	1/2	87,051.06
9/16	85,896.82	9/16	86,129.12	9/16	86,361.42	9/16	86,593.72	9/16	86,826.02	9/16	87,058.32
5/8	85,904.08	5/8	86,136.38	5/8	86,368.68	5/8	86,600.98	5/8	86,833.28	5/8	87,065.58
11/16	85,911.34	11/16	86,143.64	11/16	86,375.94	11/16	86,608.24	11/16	86,840.54	11/16	87,072.84
3/4	85,918.60	3/4	86,150.90	3/4	86,383.20	3/4	86,615.50	3/4	86,847.80	3/4	87,080.09
13/16	85,925.86	13/16	86,158.16	13/16	86,390.46	13/16	86,622.76	13/16	86,855.05	13/16	87,087.35
7/8	85,933.12	7/8	86,165.42	7/8	86,397.72	7/8	86,630.01	7/8	86,862.31	7/8	87,094.61
15/16	85,940.38	15/16	86,172.68	15/16	86,404.97	15/16	86,637.27	15/16	86,869.57	15/16	87,101.87

This chart is Certified for Tank: 16 only. No changes are permissible without the written consent of GAUGE POINT CALIBRATION.

For calibration specification information, see certificate on page 1.

Tank No: 16
GAUGE POINT CALIBRATION
1-800-205-TANK

Red Hill, Pearl Harbor, Hawaii

Issue Date: 06/12/06

Capacities given in barrels of 42 U.S. gallons.

Gauge Height: 256'-07 1/2"

in/in	79 FT	in/in	79 FT	in/in	79 FT	in/in	79 FT	in/in	79 FT	in/in	80 FT
2	87,109.13	4	87,341.43	6	87,573.73	8	87,806.03	10	88,038.33	0	88,270.63
1/16	87,116.39	1/16	87,348.69	1/16	87,580.99	1/16	87,813.29	1/16	88,045.59	1/16	88,277.89
1/8	87,123.65	1/8	87,355.95	1/8	87,588.25	1/8	87,820.55	1/8	88,052.85	1/8	88,285.15
3/16	87,130.91	3/16	87,363.21	3/16	87,595.51	3/16	87,827.81	3/16	88,060.11	3/16	88,292.41
1/4	87,138.17	1/4	87,370.47	1/4	87,602.77	1/4	87,835.07	1/4	88,067.37	1/4	88,299.67
5/16	87,145.43	5/16	87,377.73	5/16	87,610.03	5/16	87,842.33	5/16	88,074.63	5/16	88,306.92
3/8	87,152.69	3/8	87,384.99	3/8	87,617.29	3/8	87,849.59	3/8	88,081.88	3/8	88,314.18
7/16	87,159.95	7/16	87,392.25	7/16	87,624.55	7/16	87,856.84	7/16	88,089.14	7/16	88,321.44
1/2	87,167.21	1/2	87,399.51	1/2	87,631.80	1/2	87,864.10	1/2	88,096.40	1/2	88,328.70
9/16	87,174.47	9/16	87,406.77	9/16	87,639.06	9/16	87,871.36	9/16	88,103.66	9/16	88,335.96
5/8	87,181.73	5/8	87,414.02	5/8	87,646.32	5/8	87,878.62	5/8	88,110.92	5/8	88,343.22
11/16	87,188.98	11/16	87,421.28	11/16	87,653.58	11/16	87,885.88	11/16	88,118.18	11/16	88,350.48
3/4	87,196.24	3/4	87,428.54	3/4	87,660.84	3/4	87,893.14	3/4	88,125.44	3/4	88,357.74
13/16	87,203.50	13/16	87,435.80	13/16	87,668.10	13/16	87,900.40	13/16	88,132.70	13/16	88,365.00
7/8	87,210.76	7/8	87,443.06	7/8	87,675.36	7/8	87,907.66	7/8	88,139.96	7/8	88,372.26
15/16	87,218.02	15/16	87,450.32	15/16	87,682.62	15/16	87,914.92	15/16	88,147.22	15/16	88,379.52
3	87,225.28	5	87,457.58	7	87,689.88	9	87,922.18	11	88,154.48	1	88,386.78
1/16	87,232.54	1/16	87,464.84	1/16	87,697.14	1/16	87,929.44	1/16	88,161.74	1/16	88,394.04
1/8	87,239.80	1/8	87,472.10	1/8	87,704.40	1/8	87,936.70	1/8	88,169.00	1/8	88,401.30
3/16	87,247.06	3/16	87,479.36	3/16	87,711.66	3/16	87,943.96	3/16	88,176.26	3/16	88,408.56
1/4	87,254.32	1/4	87,486.62	1/4	87,718.92	1/4	87,951.22	1/4	88,183.52	1/4	88,415.81
5/16	87,261.58	5/16	87,493.88	5/16	87,726.18	5/16	87,958.48	5/16	88,190.77	5/16	88,423.07
3/8	87,268.84	3/8	87,501.14	3/8	87,733.44	3/8	87,965.74	3/8	88,198.03	3/8	88,430.33
7/16	87,276.10	7/16	87,508.40	7/16	87,740.70	7/16	87,972.99	7/16	88,205.29	7/16	88,437.59
1/2	87,283.36	1/2	87,515.66	1/2	87,747.95	1/2	87,980.25	1/2	88,212.55	1/2	88,444.85
9/16	87,290.62	9/16	87,522.91	9/16	87,755.21	9/16	87,987.51	9/16	88,219.81	9/16	88,452.11
5/8	87,297.87	5/8	87,530.17	5/8	87,762.47	5/8	87,994.77	5/8	88,227.07	5/8	88,459.37
11/16	87,305.13	11/16	87,537.43	11/16	87,769.73	11/16	88,002.03	11/16	88,234.33	11/16	88,466.63
3/4	87,312.39	3/4	87,544.69	3/4	87,776.99	3/4	88,009.29	3/4	88,241.59	3/4	88,473.89
13/16	87,319.65	13/16	87,551.95	13/16	87,784.25	13/16	88,016.55	13/16	88,248.85	13/16	88,481.15
7/8	87,326.91	7/8	87,559.21	7/8	87,791.51	7/8	88,023.81	7/8	88,256.11	7/8	88,488.41
15/16	87,334.17	15/16	87,566.47	15/16	87,798.77	15/16	88,031.07	15/16	88,263.37	15/16	88,495.67

This chart is Certified for Tank: 16 only. No changes are permissible without the written consent of GAUGE POINT CALIBRATION.

For calibration specification information, see certificate on page 1.

Tank No: 16
GAUGE POINT CALIBRATION
1-800-205-TANK

Red Hill, Pearl Harbor, Hawaii

Issue Date: 06/12/06

Capacities given in barrels of 42 U.S. gallons.

Gauge Height: 256'-07 1/2"

in/in	80 FT	in/in	80 FT	in/in	80 FT	in/in	80 FT	in/in	80 FT	in/in	81 FT
2	88,502.93	4	88,735.23	6	88,967.53	8	89,199.82	10	89,432.12	0	89,664.42
1/16	88,510.19	1/16	88,742.49	1/16	88,974.78	1/16	89,207.08	1/16	89,439.38	1/16	89,671.68
1/8	88,517.45	1/8	88,749.74	1/8	88,982.04	1/8	89,214.34	1/8	89,446.64	1/8	89,678.94
3/16	88,524.71	3/16	88,757.00	3/16	88,989.30	3/16	89,221.60	3/16	89,453.90	3/16	89,686.20
1/4	88,531.96	1/4	88,764.26	1/4	88,996.56	1/4	89,228.86	1/4	89,461.16	1/4	89,693.46
5/16	88,539.22	5/16	88,771.52	5/16	89,003.82	5/16	89,236.12	5/16	89,468.42	5/16	89,700.72
3/8	88,546.48	3/8	88,778.78	3/8	89,011.08	3/8	89,243.38	3/8	89,475.68	3/8	89,707.98
7/16	88,553.74	7/16	88,786.04	7/16	89,018.34	7/16	89,250.64	7/16	89,482.94	7/16	89,715.24
1/2	88,561.00	1/2	88,793.30	1/2	89,025.60	1/2	89,257.90	1/2	89,490.20	1/2	89,722.50
9/16	88,568.26	9/16	88,800.56	9/16	89,032.86	9/16	89,265.16	9/16	89,497.46	9/16	89,729.76
5/8	88,575.52	5/8	88,807.82	5/8	89,040.12	5/8	89,272.42	5/8	89,504.72	5/8	89,737.02
11/16	88,582.78	11/16	88,815.08	11/16	89,047.38	11/16	89,279.68	11/16	89,511.98	11/16	89,744.28
3/4	88,590.04	3/4	88,822.34	3/4	89,054.64	3/4	89,286.94	3/4	89,519.24	3/4	89,751.54
13/16	88,597.30	13/16	88,829.60	13/16	89,061.90	13/16	89,294.20	13/16	89,526.50	13/16	89,758.79
7/8	88,604.56	7/8	88,836.86	7/8	89,069.16	7/8	89,301.46	7/8	89,533.75	7/8	89,766.05
15/16	88,611.82	15/16	88,844.12	15/16	89,076.42	15/16	89,308.71	15/16	89,541.01	15/16	89,773.31
3	88,619.08	5	88,851.38	7	89,083.67	9	89,315.97	11	89,548.27	1	89,780.57
1/16	88,626.34	1/16	88,858.64	1/16	89,090.93	1/16	89,323.23	1/16	89,555.53	1/16	89,787.83
1/8	88,633.60	1/8	88,865.89	1/8	89,098.19	1/8	89,330.49	1/8	89,562.79	1/8	89,795.09
3/16	88,640.85	3/16	88,873.15	3/16	89,105.45	3/16	89,337.75	3/16	89,570.05	3/16	89,802.35
1/4	88,648.11	1/4	88,880.41	1/4	89,112.71	1/4	89,345.01	1/4	89,577.31	1/4	89,809.61
5/16	88,655.37	5/16	88,887.67	5/16	89,119.97	5/16	89,352.27	5/16	89,584.57	5/16	89,816.87
3/8	88,662.63	3/8	88,894.93	3/8	89,127.23	3/8	89,359.53	3/8	89,591.83	3/8	89,824.13
7/16	88,669.89	7/16	88,902.19	7/16	89,134.49	7/16	89,366.79	7/16	89,599.09	7/16	89,831.39
1/2	88,677.15	1/2	88,909.45	1/2	89,141.75	1/2	89,374.05	1/2	89,606.35	1/2	89,838.65
9/16	88,684.41	9/16	88,916.71	9/16	89,149.01	9/16	89,381.31	9/16	89,613.61	9/16	89,845.91
5/8	88,691.67	5/8	88,923.97	5/8	89,156.27	5/8	89,388.57	5/8	89,620.87	5/8	89,853.17
11/16	88,698.93	11/16	88,931.23	11/16	89,163.53	11/16	89,395.83	11/16	89,628.13	11/16	89,860.43
3/4	88,706.19	3/4	88,938.49	3/4	89,170.79	3/4	89,403.09	3/4	89,635.39	3/4	89,867.68
13/16	88,713.45	13/16	88,945.75	13/16	89,178.05	13/16	89,410.35	13/16	89,642.64	13/16	89,874.94
7/8	88,720.71	7/8	88,953.01	7/8	89,185.31	7/8	89,417.61	7/8	89,649.90	7/8	89,882.20
15/16	88,727.97	15/16	88,960.27	15/16	89,192.57	15/16	89,424.86	15/16	89,657.16	15/16	89,889.46

This chart is Certified for Tank: 16 only. No changes are permissible without the written consent of GAUGE POINT CALIBRATION.

For calibration specification information, see certificate on page 1.

Tank No: 16
GAUGE POINT CALIBRATION
1-800-205-TANK

Red Hill, Pearl Harbor, Hawaii

Issue Date: 06/12/06

Capacities given in barrels of 42 U.S. gallons.

Gauge Height: 256'-07 1/2"

in/in	81 FT	in/in	81 FT	in/in	81 FT	in/in	81 FT	in/in	81 FT	in/in	82 FT
2	89,896.72	4	90,129.02	6	90,361.32	8	90,593.62	10	90,825.92	0	91,058.22
1/16	89,903.98	1/16	90,136.28	1/16	90,368.58	1/16	90,600.88	1/16	90,833.18	1/16	91,065.48
1/8	89,911.24	1/8	90,143.54	1/8	90,375.84	1/8	90,608.14	1/8	90,840.44	1/8	91,072.74
3/16	89,918.50	3/16	90,150.80	3/16	90,383.10	3/16	90,615.40	3/16	90,847.70	3/16	91,080.00
1/4	89,925.76	1/4	90,158.06	1/4	90,390.36	1/4	90,622.66	1/4	90,854.96	1/4	91,087.26
5/16	89,933.02	5/16	90,165.32	5/16	90,397.62	5/16	90,629.92	5/16	90,862.22	5/16	91,094.51
3/8	89,940.28	3/8	90,172.58	3/8	90,404.88	3/8	90,637.18	3/8	90,869.48	3/8	91,101.77
7/16	89,947.54	7/16	90,179.84	7/16	90,412.14	7/16	90,644.44	7/16	90,876.73	7/16	91,109.03
1/2	89,954.80	1/2	90,187.10	1/2	90,419.40	1/2	90,651.69	1/2	90,883.99	1/2	91,116.29
9/16	89,962.06	9/16	90,194.36	9/16	90,426.65	9/16	90,658.95	9/16	90,891.25	9/16	91,123.55
5/8	89,969.32	5/8	90,201.61	5/8	90,433.91	5/8	90,666.21	5/8	90,898.51	5/8	91,130.81
11/16	89,976.58	11/16	90,208.87	11/16	90,441.17	11/16	90,673.47	11/16	90,905.77	11/16	91,138.07
3/4	89,983.83	3/4	90,216.13	3/4	90,448.43	3/4	90,680.73	3/4	90,913.03	3/4	91,145.33
13/16	89,991.09	13/16	90,223.39	13/16	90,455.69	13/16	90,687.99	13/16	90,920.29	13/16	91,152.59
7/8	89,998.35	7/8	90,230.65	7/8	90,462.95	7/8	90,695.25	7/8	90,927.55	7/8	91,159.85
15/16	90,005.61	15/16	90,237.91	15/16	90,470.21	15/16	90,702.51	15/16	90,934.81	15/16	91,167.11
3	90,012.87	5	90,245.17	7	90,477.47	9	90,709.77	11	90,942.07	1	91,174.37
1/16	90,020.13	1/16	90,252.43	1/16	90,484.73	1/16	90,717.03	1/16	90,949.33	1/16	91,181.63
1/8	90,027.39	1/8	90,259.69	1/8	90,491.99	1/8	90,724.29	1/8	90,956.59	1/8	91,188.89
3/16	90,034.65	3/16	90,266.95	3/16	90,499.25	3/16	90,731.55	3/16	90,963.85	3/16	91,196.15
1/4	90,041.91	1/4	90,274.21	1/4	90,506.51	1/4	90,738.81	1/4	90,971.11	1/4	91,203.41
5/16	90,049.17	5/16	90,281.47	5/16	90,513.77	5/16	90,746.07	5/16	90,978.37	5/16	91,210.66
3/8	90,056.43	3/8	90,288.73	3/8	90,521.03	3/8	90,753.33	3/8	90,985.62	3/8	91,217.92
7/16	90,063.69	7/16	90,295.99	7/16	90,528.29	7/16	90,760.58	7/16	90,992.88	7/16	91,225.18
1/2	90,070.95	1/2	90,303.25	1/2	90,535.54	1/2	90,767.84	1/2	91,000.14	1/2	91,232.44
9/16	90,078.21	9/16	90,310.51	9/16	90,542.80	9/16	90,775.10	9/16	91,007.40	9/16	91,239.70
5/8	90,085.47	5/8	90,317.76	5/8	90,550.06	5/8	90,782.36	5/8	91,014.66	5/8	91,246.96
11/16	90,092.72	11/16	90,325.02	11/16	90,557.32	11/16	90,789.62	11/16	91,021.92	11/16	91,254.22
3/4	90,099.98	3/4	90,332.28	3/4	90,564.58	3/4	90,796.88	3/4	91,029.18	3/4	91,261.48
13/16	90,107.24	13/16	90,339.54	13/16	90,571.84	13/16	90,804.14	13/16	91,036.44	13/16	91,268.74
7/8	90,114.50	7/8	90,346.80	7/8	90,579.10	7/8	90,811.40	7/8	91,043.70	7/8	91,276.00
15/16	90,121.76	15/16	90,354.06	15/16	90,586.36	15/16	90,818.66	15/16	91,050.96	15/16	91,283.26

This chart is Certified for Tank: 16 only. No changes are permissible without the written consent of GAUGE POINT CALIBRATION.

For calibration specification information, see certificate on page 1.

Tank No: 16
GAUGE POINT CALIBRATION
1-800-205-TANK

Red Hill, Pearl Harbor, Hawaii

Issue Date: 06/12/06

Capacities given in barrels of 42 U.S. gallons.

Gauge Height: 256'-07 1/2"

in/in	82 FT	in/in	82 FT	in/in	82 FT	in/in	82 FT	in/in	82 FT	in/in	83 FT
2	91,290.52	4	91,522.82	6	91,755.12	8	91,987.41	10	92,219.71	0	92,452.01
1/16	91,297.78	1/16	91,530.08	1/16	91,762.38	1/16	91,994.67	1/16	92,226.97	1/16	92,459.27
1/8	91,305.04	1/8	91,537.34	1/8	91,769.63	1/8	92,001.93	1/8	92,234.23	1/8	92,466.53
3/16	91,312.30	3/16	91,544.59	3/16	91,776.89	3/16	92,009.19	3/16	92,241.49	3/16	92,473.79
1/4	91,319.55	1/4	91,551.85	1/4	91,784.15	1/4	92,016.45	1/4	92,248.75	1/4	92,481.05
5/16	91,326.81	5/16	91,559.11	5/16	91,791.41	5/16	92,023.71	5/16	92,256.01	5/16	92,488.31
3/8	91,334.07	3/8	91,566.37	3/8	91,798.67	3/8	92,030.97	3/8	92,263.27	3/8	92,495.57
7/16	91,341.33	7/16	91,573.63	7/16	91,805.93	7/16	92,038.23	7/16	92,270.53	7/16	92,502.83
1/2	91,348.59	1/2	91,580.89	1/2	91,813.19	1/2	92,045.49	1/2	92,277.79	1/2	92,510.09
9/16	91,355.85	9/16	91,588.15	9/16	91,820.45	9/16	92,052.75	9/16	92,285.05	9/16	92,517.35
5/8	91,363.11	5/8	91,595.41	5/8	91,827.71	5/8	92,060.01	5/8	92,292.31	5/8	92,524.61
11/16	91,370.37	11/16	91,602.67	11/16	91,834.97	11/16	92,067.27	11/16	92,299.57	11/16	92,531.87
3/4	91,377.63	3/4	91,609.93	3/4	91,842.23	3/4	92,074.53	3/4	92,306.83	3/4	92,539.13
13/16	91,384.89	13/16	91,617.19	13/16	91,849.49	13/16	92,081.79	13/16	92,314.09	13/16	92,546.38
7/8	91,392.15	7/8	91,624.45	7/8	91,856.75	7/8	92,089.05	7/8	92,321.35	7/8	92,553.64
15/16	91,399.41	15/16	91,631.71	15/16	91,864.01	15/16	92,096.31	15/16	92,328.60	15/16	92,560.90
3	91,406.67	5	91,638.97	7	91,871.27	9	92,103.56	11	92,335.86	1	92,568.16
1/16	91,413.93	1/16	91,646.23	1/16	91,878.52	1/16	92,110.82	1/16	92,343.12	1/16	92,575.42
1/8	91,421.19	1/8	91,653.48	1/8	91,885.78	1/8	92,118.08	1/8	92,350.38	1/8	92,582.68
3/16	91,428.45	3/16	91,660.74	3/16	91,893.04	3/16	92,125.34	3/16	92,357.64	3/16	92,589.94
1/4	91,435.70	1/4	91,668.00	1/4	91,900.30	1/4	92,132.60	1/4	92,364.90	1/4	92,597.20
5/16	91,442.96	5/16	91,675.26	5/16	91,907.56	5/16	92,139.86	5/16	92,372.16	5/16	92,604.46
3/8	91,450.22	3/8	91,682.52	3/8	91,914.82	3/8	92,147.12	3/8	92,379.42	3/8	92,611.72
7/16	91,457.48	7/16	91,689.78	7/16	91,922.08	7/16	92,154.38	7/16	92,386.68	7/16	92,618.98
1/2	91,464.74	1/2	91,697.04	1/2	91,929.34	1/2	92,161.64	1/2	92,393.94	1/2	92,626.24
9/16	91,472.00	9/16	91,704.30	9/16	91,936.60	9/16	92,168.90	9/16	92,401.20	9/16	92,633.50
5/8	91,479.26	5/8	91,711.56	5/8	91,943.86	5/8	92,176.16	5/8	92,408.46	5/8	92,640.76
11/16	91,486.52	11/16	91,718.82	11/16	91,951.12	11/16	92,183.42	11/16	92,415.72	11/16	92,648.02
3/4	91,493.78	3/4	91,726.08	3/4	91,958.38	3/4	92,190.68	3/4	92,422.98	3/4	92,655.28
13/16	91,501.04	13/16	91,733.34	13/16	91,965.64	13/16	92,197.94	13/16	92,430.24	13/16	92,662.53
7/8	91,508.30	7/8	91,740.60	7/8	91,972.90	7/8	92,205.20	7/8	92,437.49	7/8	92,669.79
15/16	91,515.56	15/16	91,747.86	15/16	91,980.16	15/16	92,212.45	15/16	92,444.75	15/16	92,677.05

This chart is Certified for Tank: 16 only. No changes are permissible without the written consent of GAUGE POINT CALIBRATION.

For calibration specification information, see certificate on page 1.

Tank No: 16
GAUGE POINT CALIBRATION
1-800-205-TANK

Red Hill, Pearl Harbor, Hawaii

Issue Date: 06/12/06

Capacities given in barrels of 42 U.S. gallons.

Gauge Height: 256'-07 1/2"

in/in	83 FT	in/in	83 FT	in/in	83 FT	in/in	83 FT	in/in	83 FT	in/in	84 FT
2	92,684.31	4	92,916.82	6	93,149.54	8	93,382.27	10	93,614.99	0	93,847.71
1/16	92,691.57	1/16	92,924.10	1/16	93,156.82	1/16	93,389.54	1/16	93,622.26	1/16	93,854.98
1/8	92,698.83	1/8	92,931.37	1/8	93,164.09	1/8	93,396.81	1/8	93,629.53	1/8	93,862.25
3/16	92,706.09	3/16	92,938.64	3/16	93,171.36	3/16	93,404.08	3/16	93,636.80	3/16	93,869.53
1/4	92,713.35	1/4	92,945.91	1/4	93,178.63	1/4	93,411.36	1/4	93,644.08	1/4	93,876.80
5/16	92,720.61	5/16	92,953.19	5/16	93,185.91	5/16	93,418.63	5/16	93,651.35	5/16	93,884.07
3/8	92,727.87	3/8	92,960.46	3/8	93,193.18	3/8	93,425.90	3/8	93,658.62	3/8	93,891.34
7/16	92,735.13	7/16	92,967.73	7/16	93,200.45	7/16	93,433.17	7/16	93,665.89	7/16	93,898.62
1/2	92,742.39	1/2	92,975.00	1/2	93,207.72	1/2	93,440.45	1/2	93,673.17	1/2	93,905.89
9/16	92,749.65	9/16	92,982.28	9/16	93,215.00	9/16	93,447.72	9/16	93,680.44	9/16	93,913.16
5/8	92,756.91	5/8	92,989.55	5/8	93,222.27	5/8	93,454.99	5/8	93,687.71	5/8	93,920.43
11/16	92,764.17	11/16	92,996.82	11/16	93,229.54	11/16	93,462.26	11/16	93,694.98	11/16	93,927.71
3/4	92,771.42	3/4	93,004.09	3/4	93,236.81	3/4	93,469.54	3/4	93,702.26	3/4	93,934.98
13/16	92,778.68	13/16	93,011.37	13/16	93,244.09	13/16	93,476.81	13/16	93,709.53	13/16	93,942.25
7/8	92,785.94	7/8	93,018.64	7/8	93,251.36	7/8	93,484.08	7/8	93,716.80	7/8	93,949.52
15/16	92,793.20	15/16	93,025.91	15/16	93,258.63	15/16	93,491.35	15/16	93,724.07	15/16	93,956.80
3	92,800.46	5	93,033.18	7	93,265.90	9	93,498.63	11	93,731.35	1	93,964.07
1/16	92,807.73	1/16	93,040.46	1/16	93,273.18	1/16	93,505.90	1/16	93,738.62	1/16	93,971.34
1/8	92,815.01	1/8	93,047.73	1/8	93,280.45	1/8	93,513.17	1/8	93,745.89	1/8	93,978.61
3/16	92,822.28	3/16	93,055.00	3/16	93,287.72	3/16	93,520.44	3/16	93,753.16	3/16	93,985.89
1/4	92,829.55	1/4	93,062.27	1/4	93,294.99	1/4	93,527.72	1/4	93,760.44	1/4	93,993.16
5/16	92,836.82	5/16	93,069.55	5/16	93,302.27	5/16	93,534.99	5/16	93,767.71	5/16	94,000.43
3/8	92,844.10	3/8	93,076.82	3/8	93,309.54	3/8	93,542.26	3/8	93,774.98	3/8	94,007.70
7/16	92,851.37	7/16	93,084.09	7/16	93,316.81	7/16	93,549.53	7/16	93,782.25	7/16	94,014.98
1/2	92,858.64	1/2	93,091.36	1/2	93,324.08	1/2	93,556.81	1/2	93,789.53	1/2	94,022.25
9/16	92,865.92	9/16	93,098.64	9/16	93,331.36	9/16	93,564.08	9/16	93,796.80	9/16	94,029.52
5/8	92,873.19	5/8	93,105.91	5/8	93,338.63	5/8	93,571.35	5/8	93,804.07	5/8	94,036.79
11/16	92,880.46	11/16	93,113.18	11/16	93,345.90	11/16	93,578.62	11/16	93,811.34	11/16	94,044.07
3/4	92,887.73	3/4	93,120.45	3/4	93,353.18	3/4	93,585.90	3/4	93,818.62	3/4	94,051.34
13/16	92,895.01	13/16	93,127.73	13/16	93,360.45	13/16	93,593.17	13/16	93,825.89	13/16	94,058.61
7/8	92,902.28	7/8	93,135.00	7/8	93,367.72	7/8	93,600.44	7/8	93,833.16	7/8	94,065.88
15/16	92,909.55	15/16	93,142.27	15/16	93,374.99	15/16	93,607.71	15/16	93,840.44	15/16	94,073.16

This chart is Certified for Tank: 16 only. No changes are permissible without the written consent of GAUGE POINT CALIBRATION.

For calibration specification information, see certificate on page 1.

Tank No: 16
GAUGE POINT CALIBRATION
1-800-205-TANK

Red Hill, Pearl Harbor, Hawaii

Issue Date: 06/12/06

Capacities given in barrels of 42 U.S. gallons.

Gauge Height: 256'-07 1/2"

in/in	84 FT	in/in	84 FT	in/in	84 FT	in/in	84 FT	in/in	84 FT	in/in	85 FT
2	94,080.43	4	94,313.15	6	94,545.87	8	94,778.59	10	95,011.31	0	95,244.03
1/16	94,087.70	1/16	94,320.42	1/16	94,553.14	1/16	94,785.86	1/16	95,018.59	1/16	95,251.31
1/8	94,094.97	1/8	94,327.70	1/8	94,560.42	1/8	94,793.14	1/8	95,025.86	1/8	95,258.58
3/16	94,102.25	3/16	94,334.97	3/16	94,567.69	3/16	94,800.41	3/16	95,033.13	3/16	95,265.85
1/4	94,109.52	1/4	94,342.24	1/4	94,574.96	1/4	94,807.68	1/4	95,040.40	1/4	95,273.12
5/16	94,116.79	5/16	94,349.51	5/16	94,582.23	5/16	94,814.96	5/16	95,047.68	5/16	95,280.40
3/8	94,124.06	3/8	94,356.79	3/8	94,589.51	3/8	94,822.23	3/8	95,054.95	3/8	95,287.67
7/16	94,131.34	7/16	94,364.06	7/16	94,596.78	7/16	94,829.50	7/16	95,062.22	7/16	95,294.94
1/2	94,138.61	1/2	94,371.33	1/2	94,604.05	1/2	94,836.77	1/2	95,069.49	1/2	95,302.22
9/16	94,145.88	9/16	94,378.60	9/16	94,611.32	9/16	94,844.05	9/16	95,076.77	9/16	95,309.49
5/8	94,153.15	5/8	94,385.88	5/8	94,618.60	5/8	94,851.32	5/8	95,084.04	5/8	95,316.76
11/16	94,160.43	11/16	94,393.15	11/16	94,625.87	11/16	94,858.59	11/16	95,091.31	11/16	95,324.03
3/4	94,167.70	3/4	94,400.42	3/4	94,633.14	3/4	94,865.86	3/4	95,098.58	3/4	95,331.31
13/16	94,174.97	13/16	94,407.69	13/16	94,640.41	13/16	94,873.14	13/16	95,105.86	13/16	95,338.58
7/8	94,182.24	7/8	94,414.97	7/8	94,647.69	7/8	94,880.41	7/8	95,113.13	7/8	95,345.85
15/16	94,189.52	15/16	94,422.24	15/16	94,654.96	15/16	94,887.68	15/16	95,120.40	15/16	95,353.12
3	94,196.79	5	94,429.51	7	94,662.23	9	94,894.95	11	95,127.67	1	95,360.40
1/16	94,204.06	1/16	94,436.78	1/16	94,669.50	1/16	94,902.23	1/16	95,134.95	1/16	95,367.67
1/8	94,211.33	1/8	94,444.06	1/8	94,676.78	1/8	94,909.50	1/8	95,142.22	1/8	95,374.94
3/16	94,218.61	3/16	94,451.33	3/16	94,684.05	3/16	94,916.77	3/16	95,149.49	3/16	95,382.21
1/4	94,225.88	1/4	94,458.60	1/4	94,691.32	1/4	94,924.04	1/4	95,156.76	1/4	95,389.49
5/16	94,233.15	5/16	94,465.87	5/16	94,698.59	5/16	94,931.32	5/16	95,164.04	5/16	95,396.76
3/8	94,240.42	3/8	94,473.15	3/8	94,705.87	3/8	94,938.59	3/8	95,171.31	3/8	95,404.03
7/16	94,247.70	7/16	94,480.42	7/16	94,713.14	7/16	94,945.86	7/16	95,178.58	7/16	95,411.30
1/2	94,254.97	1/2	94,487.69	1/2	94,720.41	1/2	94,953.13	1/2	95,185.85	1/2	95,418.58
9/16	94,262.24	9/16	94,494.96	9/16	94,727.68	9/16	94,960.41	9/16	95,193.13	9/16	95,425.85
5/8	94,269.51	5/8	94,502.24	5/8	94,734.96	5/8	94,967.68	5/8	95,200.40	5/8	95,433.12
11/16	94,276.79	11/16	94,509.51	11/16	94,742.23	11/16	94,974.95	11/16	95,207.67	11/16	95,440.39
3/4	94,284.06	3/4	94,516.78	3/4	94,749.50	3/4	94,982.22	3/4	95,214.94	3/4	95,447.67
13/16	94,291.33	13/16	94,524.05	13/16	94,756.77	13/16	94,989.50	13/16	95,222.22	13/16	95,454.94
7/8	94,298.60	7/8	94,531.33	7/8	94,764.05	7/8	94,996.77	7/8	95,229.49	7/8	95,462.21
15/16	94,305.88	15/16	94,538.60	15/16	94,771.32	15/16	95,004.04	15/16	95,236.76	15/16	95,469.48

This chart is Certified for Tank: 16 only. No changes are permissible without the written consent of GAUGE POINT CALIBRATION.

For calibration specification information, see certificate on page 1.

Tank No: 16
GAUGE POINT CALIBRATION
1-800-205-TANK

Red Hill, Pearl Harbor, Hawaii

Issue Date: 06/12/06

Capacities given in barrels of 42 U.S. gallons.

Gauge Height: 256'-07 1/2"

in/in	85 FT	in/in	85 FT	in/in	85 FT	in/in	85 FT	in/in	85 FT	in/in	86 FT
2	95,476.76	4	95,709.48	6	95,942.20	8	96,174.92	10	96,407.64	0	96,640.36
1/16	95,484.03	1/16	95,716.75	1/16	95,949.47	1/16	96,182.19	1/16	96,414.91	1/16	96,647.63
1/8	95,491.30	1/8	95,724.02	1/8	95,956.74	1/8	96,189.46	1/8	96,422.19	1/8	96,654.91
3/16	95,498.57	3/16	95,731.29	3/16	95,964.02	3/16	96,196.74	3/16	96,429.46	3/16	96,662.18
1/4	95,505.85	1/4	95,738.57	1/4	95,971.29	1/4	96,204.01	1/4	96,436.73	1/4	96,669.45
5/16	95,513.12	5/16	95,745.84	5/16	95,978.56	5/16	96,211.28	5/16	96,444.00	5/16	96,676.72
3/8	95,520.39	3/8	95,753.11	3/8	95,985.83	3/8	96,218.55	3/8	96,451.28	3/8	96,684.00
7/16	95,527.66	7/16	95,760.38	7/16	95,993.11	7/16	96,225.83	7/16	96,458.55	7/16	96,691.27
1/2	95,534.94	1/2	95,767.66	1/2	96,000.38	1/2	96,233.10	1/2	96,465.82	1/2	96,698.54
9/16	95,542.21	9/16	95,774.93	9/16	96,007.65	9/16	96,240.37	9/16	96,473.09	9/16	96,705.81
5/8	95,549.48	5/8	95,782.20	5/8	96,014.92	5/8	96,247.64	5/8	96,480.37	5/8	96,713.09
11/16	95,556.75	11/16	95,789.48	11/16	96,022.20	11/16	96,254.92	11/16	96,487.64	11/16	96,720.36
3/4	95,564.03	3/4	95,796.75	3/4	96,029.47	3/4	96,262.19	3/4	96,494.91	3/4	96,727.63
13/16	95,571.30	13/16	95,804.02	13/16	96,036.74	13/16	96,269.46	13/16	96,502.18	13/16	96,734.90
7/8	95,578.57	7/8	95,811.29	7/8	96,044.01	7/8	96,276.74	7/8	96,509.46	7/8	96,742.18
15/16	95,585.84	15/16	95,818.57	15/16	96,051.29	15/16	96,284.01	15/16	96,516.73	15/16	96,749.45
3	95,593.12	5	95,825.84	7	96,058.56	9	96,291.28	11	96,524.00	1	96,756.72
1/16	95,600.39	1/16	95,833.11	1/16	96,065.83	1/16	96,298.55	1/16	96,531.27	1/16	96,764.00
1/8	95,607.66	1/8	95,840.38	1/8	96,073.10	1/8	96,305.83	1/8	96,538.55	1/8	96,771.27
3/16	95,614.93	3/16	95,847.66	3/16	96,080.38	3/16	96,313.10	3/16	96,545.82	3/16	96,778.54
1/4	95,622.21	1/4	95,854.93	1/4	96,087.65	1/4	96,320.37	1/4	96,553.09	1/4	96,785.81
5/16	95,629.48	5/16	95,862.20	5/16	96,094.92	5/16	96,327.64	5/16	96,560.36	5/16	96,793.09
3/8	95,636.75	3/8	95,869.47	3/8	96,102.19	3/8	96,334.92	3/8	96,567.64	3/8	96,800.36
7/16	95,644.02	7/16	95,876.75	7/16	96,109.47	7/16	96,342.19	7/16	96,574.91	7/16	96,807.63
1/2	95,651.30	1/2	95,884.02	1/2	96,116.74	1/2	96,349.46	1/2	96,582.18	1/2	96,814.90
9/16	95,658.57	9/16	95,891.29	9/16	96,124.01	9/16	96,356.73	9/16	96,589.45	9/16	96,822.18
5/8	95,665.84	5/8	95,898.56	5/8	96,131.28	5/8	96,364.01	5/8	96,596.73	5/8	96,829.45
11/16	95,673.11	11/16	95,905.84	11/16	96,138.56	11/16	96,371.28	11/16	96,604.00	11/16	96,836.72
3/4	95,680.39	3/4	95,913.11	3/4	96,145.83	3/4	96,378.55	3/4	96,611.27	3/4	96,843.99
13/16	95,687.66	13/16	95,920.38	13/16	96,153.10	13/16	96,385.82	13/16	96,618.54	13/16	96,851.27
7/8	95,694.93	7/8	95,927.65	7/8	96,160.37	7/8	96,393.10	7/8	96,625.82	7/8	96,858.54
15/16	95,702.20	15/16	95,934.93	15/16	96,167.65	15/16	96,400.37	15/16	96,633.09	15/16	96,865.81

This chart is Certified for Tank: 16 only. No changes are permissible without the written consent of GAUGE POINT CALIBRATION.

For calibration specification information, see certificate on page 1.

Tank No: 16
GAUGE POINT CALIBRATION
1-800-205-TANK

Red Hill, Pearl Harbor, Hawaii

Issue Date: 06/12/06

Capacities given in barrels of 42 U.S. gallons.

Gauge Height: 256'-07 1/2"

in/in	86 FT	in/in	86 FT	in/in	86 FT	in/in	86 FT	in/in	86 FT	in/in	87 FT
2	96,873.08	4	97,105.80	6	97,338.53	8	97,571.25	10	97,803.97	0	98,036.69
1/16	96,880.36	1/16	97,113.08	1/16	97,345.80	1/16	97,578.52	1/16	97,811.24	1/16	98,043.96
1/8	96,887.63	1/8	97,120.35	1/8	97,353.07	1/8	97,585.79	1/8	97,818.51	1/8	98,051.23
3/16	96,894.90	3/16	97,127.62	3/16	97,360.34	3/16	97,593.06	3/16	97,825.79	3/16	98,058.51
1/4	96,902.17	1/4	97,134.89	1/4	97,367.62	1/4	97,600.34	1/4	97,833.06	1/4	98,065.78
5/16	96,909.45	5/16	97,142.17	5/16	97,374.89	5/16	97,607.61	5/16	97,840.33	5/16	98,073.05
3/8	96,916.72	3/8	97,149.44	3/8	97,382.16	3/8	97,614.88	3/8	97,847.60	3/8	98,080.32
7/16	96,923.99	7/16	97,156.71	7/16	97,389.43	7/16	97,622.15	7/16	97,854.88	7/16	98,087.60
1/2	96,931.26	1/2	97,163.98	1/2	97,396.71	1/2	97,629.43	1/2	97,862.15	1/2	98,094.87
9/16	96,938.54	9/16	97,171.26	9/16	97,403.98	9/16	97,636.70	9/16	97,869.42	9/16	98,102.14
5/8	96,945.81	5/8	97,178.53	5/8	97,411.25	5/8	97,643.97	5/8	97,876.69	5/8	98,109.41
11/16	96,953.08	11/16	97,185.80	11/16	97,418.52	11/16	97,651.24	11/16	97,883.97	11/16	98,116.69
3/4	96,960.35	3/4	97,193.07	3/4	97,425.80	3/4	97,658.52	3/4	97,891.24	3/4	98,123.96
13/16	96,967.63	13/16	97,200.35	13/16	97,433.07	13/16	97,665.79	13/16	97,898.51	13/16	98,131.23
7/8	96,974.90	7/8	97,207.62	7/8	97,440.34	7/8	97,673.06	7/8	97,905.78	7/8	98,138.50
15/16	96,982.17	15/16	97,214.89	15/16	97,447.61	15/16	97,680.33	15/16	97,913.06	15/16	98,145.78
3	96,989.44	5	97,222.16	7	97,454.89	9	97,687.61	11	97,920.33	1	98,153.05
1/16	96,996.72	1/16	97,229.44	1/16	97,462.16	1/16	97,694.88	1/16	97,927.60	1/16	98,160.32
1/8	97,003.99	1/8	97,236.71	1/8	97,469.43	1/8	97,702.15	1/8	97,934.87	1/8	98,167.59
3/16	97,011.26	3/16	97,243.98	3/16	97,476.70	3/16	97,709.43	3/16	97,942.15	3/16	98,174.87
1/4	97,018.53	1/4	97,251.26	1/4	97,483.98	1/4	97,716.70	1/4	97,949.42	1/4	98,182.14
5/16	97,025.81	5/16	97,258.53	5/16	97,491.25	5/16	97,723.97	5/16	97,956.69	5/16	98,189.41
3/8	97,033.08	3/8	97,265.80	3/8	97,498.52	3/8	97,731.24	3/8	97,963.96	3/8	98,196.69
7/16	97,040.35	7/16	97,273.07	7/16	97,505.79	7/16	97,738.52	7/16	97,971.24	7/16	98,203.96
1/2	97,047.62	1/2	97,280.35	1/2	97,513.07	1/2	97,745.79	1/2	97,978.51	1/2	98,211.23
9/16	97,054.90	9/16	97,287.62	9/16	97,520.34	9/16	97,753.06	9/16	97,985.78	9/16	98,218.50
5/8	97,062.17	5/8	97,294.89	5/8	97,527.61	5/8	97,760.33	5/8	97,993.05	5/8	98,225.78
11/16	97,069.44	11/16	97,302.16	11/16	97,534.88	11/16	97,767.61	11/16	98,000.33	11/16	98,233.05
3/4	97,076.71	3/4	97,309.44	3/4	97,542.16	3/4	97,774.88	3/4	98,007.60	3/4	98,240.32
13/16	97,083.99	13/16	97,316.71	13/16	97,549.43	13/16	97,782.15	13/16	98,014.87	13/16	98,247.59
7/8	97,091.26	7/8	97,323.98	7/8	97,556.70	7/8	97,789.42	7/8	98,022.14	7/8	98,254.87
15/16	97,098.53	15/16	97,331.25	15/16	97,563.97	15/16	97,796.70	15/16	98,029.42	15/16	98,262.14

This chart is Certified for Tank: 16 only. No changes are permissible without the written consent of GAUGE POINT CALIBRATION.

For calibration specification information, see certificate on page 1.

Tank No: 16
GAUGE POINT CALIBRATION
1-800-205-TANK

Red Hill, Pearl Harbor, Hawaii

Issue Date: 06/12/06

Capacities given in barrels of 42 U.S. gallons.

Gauge Height: 256'-07 1/2"

in/in	87 FT	in/in	87 FT	in/in	87 FT	in/in	87 FT	in/in	87 FT	in/in	88 FT
2	98,269.41	4	98,502.13	6	98,734.85	8	98,967.57	10	99,200.30	0	99,433.02
1/16	98,276.68	1/16	98,509.40	1/16	98,742.13	1/16	98,974.85	1/16	99,207.57	1/16	99,440.29
1/8	98,283.96	1/8	98,516.68	1/8	98,749.40	1/8	98,982.12	1/8	99,214.84	1/8	99,447.56
3/16	98,291.23	3/16	98,523.95	3/16	98,756.67	3/16	98,989.39	3/16	99,222.11	3/16	99,454.83
1/4	98,298.50	1/4	98,531.22	1/4	98,763.94	1/4	98,996.66	1/4	99,229.39	1/4	99,462.11
5/16	98,305.77	5/16	98,538.49	5/16	98,771.22	5/16	99,003.94	5/16	99,236.66	5/16	99,469.38
3/8	98,313.05	3/8	98,545.77	3/8	98,778.49	3/8	99,011.21	3/8	99,243.93	3/8	99,476.65
7/16	98,320.32	7/16	98,553.04	7/16	98,785.76	7/16	99,018.48	7/16	99,251.20	7/16	99,483.92
1/2	98,327.59	1/2	98,560.31	1/2	98,793.03	1/2	99,025.75	1/2	99,258.48	1/2	99,491.20
9/16	98,334.86	9/16	98,567.58	9/16	98,800.31	9/16	99,033.03	9/16	99,265.75	9/16	99,498.47
5/8	98,342.14	5/8	98,574.86	5/8	98,807.58	5/8	99,040.30	5/8	99,273.02	5/8	99,505.74
11/16	98,349.41	11/16	98,582.13	11/16	98,814.85	11/16	99,047.57	11/16	99,280.29	11/16	99,513.01
3/4	98,356.68	3/4	98,589.40	3/4	98,822.12	3/4	99,054.84	3/4	99,287.57	3/4	99,520.29
13/16	98,363.95	13/16	98,596.67	13/16	98,829.40	13/16	99,062.12	13/16	99,294.84	13/16	99,527.56
7/8	98,371.23	7/8	98,603.95	7/8	98,836.67	7/8	99,069.39	7/8	99,302.11	7/8	99,534.83
15/16	98,378.50	15/16	98,611.22	15/16	98,843.94	15/16	99,076.66	15/16	99,309.38	15/16	99,542.10
3	98,385.77	5	98,618.49	7	98,851.21	9	99,083.93	11	99,316.66	1	99,549.38
1/16	98,393.04	1/16	98,625.76	1/16	98,858.49	1/16	99,091.21	1/16	99,323.93	1/16	99,556.65
1/8	98,400.32	1/8	98,633.04	1/8	98,865.76	1/8	99,098.48	1/8	99,331.20	1/8	99,563.92
3/16	98,407.59	3/16	98,640.31	3/16	98,873.03	3/16	99,105.75	3/16	99,338.47	3/16	99,571.19
1/4	98,414.86	1/4	98,647.58	1/4	98,880.30	1/4	99,113.02	1/4	99,345.75	1/4	99,578.47
5/16	98,422.13	5/16	98,654.85	5/16	98,887.58	5/16	99,120.30	5/16	99,353.02	5/16	99,585.74
3/8	98,429.41	3/8	98,662.13	3/8	98,894.85	3/8	99,127.57	3/8	99,360.29	3/8	99,593.01
7/16	98,436.68	7/16	98,669.40	7/16	98,902.12	7/16	99,134.84	7/16	99,367.56	7/16	99,600.28
1/2	98,443.95	1/2	98,676.67	1/2	98,909.39	1/2	99,142.11	1/2	99,374.84	1/2	99,607.56
9/16	98,451.22	9/16	98,683.95	9/16	98,916.67	9/16	99,149.39	9/16	99,382.11	9/16	99,614.83
5/8	98,458.50	5/8	98,691.22	5/8	98,923.94	5/8	99,156.66	5/8	99,389.38	5/8	99,622.10
11/16	98,465.77	11/16	98,698.49	11/16	98,931.21	11/16	99,163.93	11/16	99,396.65	11/16	99,629.37
3/4	98,473.04	3/4	98,705.76	3/4	98,938.48	3/4	99,171.21	3/4	99,403.93	3/4	99,636.65
13/16	98,480.31	13/16	98,713.04	13/16	98,945.76	13/16	99,178.48	13/16	99,411.20	13/16	99,643.92
7/8	98,487.59	7/8	98,720.31	7/8	98,953.03	7/8	99,185.75	7/8	99,418.47	7/8	99,651.19
15/16	98,494.86	15/16	98,727.58	15/16	98,960.30	15/16	99,193.02	15/16	99,425.74	15/16	99,658.47

This chart is Certified for Tank: 16 only. No changes are permissible without the written consent of GAUGE POINT CALIBRATION.

For calibration specification information, see certificate on page 1.

Tank No: 16
GAUGE POINT CALIBRATION
1-800-205-TANK

Red Hill, Pearl Harbor, Hawaii

Issue Date: 06/12/06

Capacities given in barrels of 42 U.S. gallons.

Gauge Height: 256'-07 1/2"

in/in	88 FT	in/in	88 FT	in/in	88 FT	in/in	88 FT	in/in	88 FT	in/in	89 FT
2	99,665.74	4	99,898.46	6	100,131.18	8	100,363.90	10	100,596.62	0	100,829.34
1/16	99,673.01	1/16	99,905.73	1/16	100,138.45	1/16	100,371.17	1/16	100,603.89	1/16	100,836.62
1/8	99,680.28	1/8	99,913.00	1/8	100,145.73	1/8	100,378.45	1/8	100,611.17	1/8	100,843.89
3/16	99,687.56	3/16	99,920.28	3/16	100,153.00	3/16	100,385.72	3/16	100,618.44	3/16	100,851.16
1/4	99,694.83	1/4	99,927.55	1/4	100,160.27	1/4	100,392.99	1/4	100,625.71	1/4	100,858.43
5/16	99,702.10	5/16	99,934.82	5/16	100,167.54	5/16	100,400.26	5/16	100,632.99	5/16	100,865.71
3/8	99,709.37	3/8	99,942.09	3/8	100,174.82	3/8	100,407.54	3/8	100,640.26	3/8	100,872.98
7/16	99,716.65	7/16	99,949.37	7/16	100,182.09	7/16	100,414.81	7/16	100,647.53	7/16	100,880.25
1/2	99,723.92	1/2	99,956.64	1/2	100,189.36	1/2	100,422.08	1/2	100,654.80	1/2	100,887.52
9/16	99,731.19	9/16	99,963.91	9/16	100,196.63	9/16	100,429.35	9/16	100,662.08	9/16	100,894.80
5/8	99,738.46	5/8	99,971.18	5/8	100,203.91	5/8	100,436.63	5/8	100,669.35	5/8	100,902.07
11/16	99,745.74	11/16	99,978.46	11/16	100,211.18	11/16	100,443.90	11/16	100,676.62	11/16	100,909.34
3/4	99,753.01	3/4	99,985.73	3/4	100,218.45	3/4	100,451.17	3/4	100,683.89	3/4	100,916.61
13/16	99,760.28	13/16	99,993.00	13/16	100,225.72	13/16	100,458.44	13/16	100,691.17	13/16	100,923.89
7/8	99,767.55	7/8	100,000.27	7/8	100,233.00	7/8	100,465.72	7/8	100,698.44	7/8	100,931.16
15/16	99,774.83	15/16	100,007.55	15/16	100,240.27	15/16	100,472.99	15/16	100,705.71	15/16	100,938.43
3	99,782.10	5	100,014.82	7	100,247.54	9	100,480.26	11	100,712.98	1	100,945.70
1/16	99,789.37	1/16	100,022.09	1/16	100,254.81	1/16	100,487.53	1/16	100,720.26	1/16	100,952.98
1/8	99,796.64	1/8	100,029.36	1/8	100,262.09	1/8	100,494.81	1/8	100,727.53	1/8	100,960.25
3/16	99,803.92	3/16	100,036.64	3/16	100,269.36	3/16	100,502.08	3/16	100,734.80	3/16	100,967.52
1/4	99,811.19	1/4	100,043.91	1/4	100,276.63	1/4	100,509.35	1/4	100,742.07	1/4	100,974.79
5/16	99,818.46	5/16	100,051.18	5/16	100,283.90	5/16	100,516.62	5/16	100,749.35	5/16	100,982.07
3/8	99,825.73	3/8	100,058.45	3/8	100,291.18	3/8	100,523.90	3/8	100,756.62	3/8	100,989.34
7/16	99,833.01	7/16	100,065.73	7/16	100,298.45	7/16	100,531.17	7/16	100,763.89	7/16	100,996.61
1/2	99,840.28	1/2	100,073.00	1/2	100,305.72	1/2	100,538.44	1/2	100,771.16	1/2	101,003.88
9/16	99,847.55	9/16	100,080.27	9/16	100,312.99	9/16	100,545.71	9/16	100,778.44	9/16	101,011.16
5/8	99,854.82	5/8	100,087.54	5/8	100,320.27	5/8	100,552.99	5/8	100,785.71	5/8	101,018.43
11/16	99,862.10	11/16	100,094.82	11/16	100,327.54	11/16	100,560.26	11/16	100,792.98	11/16	101,025.70
3/4	99,869.37	3/4	100,102.09	3/4	100,334.81	3/4	100,567.53	3/4	100,800.25	3/4	101,032.97
13/16	99,876.64	13/16	100,109.36	13/16	100,342.08	13/16	100,574.80	13/16	100,807.53	13/16	101,040.25
7/8	99,883.91	7/8	100,116.63	7/8	100,349.36	7/8	100,582.08	7/8	100,814.80	7/8	101,047.52
15/16	99,891.19	15/16	100,123.91	15/16	100,356.63	15/16	100,589.35	15/16	100,822.07	15/16	101,054.79

This chart is Certified for Tank: 16 only. No changes are permissible without the written consent of GAUGE POINT CALIBRATION.

For calibration specification information, see certificate on page 1.

Tank No: 16
GAUGE POINT CALIBRATION
1-800-205-TANK

Red Hill, Pearl Harbor, Hawaii

Issue Date: 06/12/06

Capacities given in barrels of 42 U.S. gallons.

Gauge Height: 256'-07 1/2"

in/in	89 FT	in/in	89 FT	in/in	89 FT	in/in	89 FT	in/in	89 FT	in/in	90 FT
2	101,062.06	4	101,294.79	6	101,527.51	8	101,760.23	10	101,992.95	0	102,225.67
1/16	101,069.34	1/16	101,302.06	1/16	101,534.78	1/16	101,767.50	1/16	102,000.22	1/16	102,232.94
1/8	101,076.61	1/8	101,309.33	1/8	101,542.05	1/8	101,774.77	1/8	102,007.49	1/8	102,240.22
3/16	101,083.88	3/16	101,316.60	3/16	101,549.32	3/16	101,782.05	3/16	102,014.77	3/16	102,247.49
1/4	101,091.15	1/4	101,323.88	1/4	101,556.60	1/4	101,789.32	1/4	102,022.04	1/4	102,254.76
5/16	101,098.43	5/16	101,331.15	5/16	101,563.87	5/16	101,796.59	5/16	102,029.31	5/16	102,262.03
3/8	101,105.70	3/8	101,338.42	3/8	101,571.14	3/8	101,803.86	3/8	102,036.58	3/8	102,269.31
7/16	101,112.97	7/16	101,345.69	7/16	101,578.41	7/16	101,811.14	7/16	102,043.86	7/16	102,276.58
1/2	101,120.25	1/2	101,352.97	1/2	101,585.69	1/2	101,818.41	1/2	102,051.13	1/2	102,283.85
9/16	101,127.52	9/16	101,360.24	9/16	101,592.96	9/16	101,825.68	9/16	102,058.40	9/16	102,291.12
5/8	101,134.79	5/8	101,367.51	5/8	101,600.23	5/8	101,832.95	5/8	102,065.67	5/8	102,298.40
11/16	101,142.06	11/16	101,374.78	11/16	101,607.51	11/16	101,840.23	11/16	102,072.95	11/16	102,305.67
3/4	101,149.34	3/4	101,382.06	3/4	101,614.78	3/4	101,847.50	3/4	102,080.22	3/4	102,312.94
13/16	101,156.61	13/16	101,389.33	13/16	101,622.05	13/16	101,854.77	13/16	102,087.49	13/16	102,320.21
7/8	101,163.88	7/8	101,396.60	7/8	101,629.32	7/8	101,862.04	7/8	102,094.77	7/8	102,327.49
15/16	101,171.15	15/16	101,403.87	15/16	101,636.60	15/16	101,869.32	15/16	102,102.04	15/16	102,334.76
3	101,178.43	5	101,411.15	7	101,643.87	9	101,876.59	11	102,109.31	1	102,342.03
1/16	101,185.70	1/16	101,418.42	1/16	101,651.14	1/16	101,883.86	1/16	102,116.58	1/16	102,349.30
1/8	101,192.97	1/8	101,425.69	1/8	101,658.41	1/8	101,891.13	1/8	102,123.86	1/8	102,356.58
3/16	101,200.24	3/16	101,432.96	3/16	101,665.69	3/16	101,898.41	3/16	102,131.13	3/16	102,363.85
1/4	101,207.52	1/4	101,440.24	1/4	101,672.96	1/4	101,905.68	1/4	102,138.40	1/4	102,371.12
5/16	101,214.79	5/16	101,447.51	5/16	101,680.23	5/16	101,912.95	5/16	102,145.67	5/16	102,378.39
3/8	101,222.06	3/8	101,454.78	3/8	101,687.50	3/8	101,920.22	3/8	102,152.95	3/8	102,385.67
7/16	101,229.33	7/16	101,462.05	7/16	101,694.78	7/16	101,927.50	7/16	102,160.22	7/16	102,392.94
1/2	101,236.61	1/2	101,469.33	1/2	101,702.05	1/2	101,934.77	1/2	102,167.49	1/2	102,400.21
9/16	101,243.88	9/16	101,476.60	9/16	101,709.32	9/16	101,942.04	9/16	102,174.76	9/16	102,407.48
5/8	101,251.15	5/8	101,483.87	5/8	101,716.59	5/8	101,949.31	5/8	102,182.04	5/8	102,414.76
11/16	101,258.42	11/16	101,491.14	11/16	101,723.87	11/16	101,956.59	11/16	102,189.31	11/16	102,422.03
3/4	101,265.70	3/4	101,498.42	3/4	101,731.14	3/4	101,963.86	3/4	102,196.58	3/4	102,429.30
13/16	101,272.97	13/16	101,505.69	13/16	101,738.41	13/16	101,971.13	13/16	102,203.85	13/16	102,436.57
7/8	101,280.24	7/8	101,512.96	7/8	101,745.68	7/8	101,978.40	7/8	102,211.13	7/8	102,443.85
15/16	101,287.51	15/16	101,520.23	15/16	101,752.96	15/16	101,985.68	15/16	102,218.40	15/16	102,451.12

This chart is Certified for Tank: 16 only. No changes are permissible without the written consent of GAUGE POINT CALIBRATION.

For calibration specification information, see certificate on page 1.

Tank No: 16
GAUGE POINT CALIBRATION
1-800-205-TANK

Red Hill, Pearl Harbor, Hawaii

Issue Date: 06/12/06

Capacities given in barrels of 42 U.S. gallons.

Gauge Height: 256'-07 1/2"

in/in	90 FT	in/in	90 FT	in/in	90 FT	in/in	90 FT	in/in	90 FT	in/in	91 FT
2	102,458.39	4	102,691.11	6	102,923.83	8	103,156.56	10	103,389.28	0	103,622.00
1/16	102,465.66	1/16	102,698.39	1/16	102,931.11	1/16	103,163.83	1/16	103,396.55	1/16	103,629.27
1/8	102,472.94	1/8	102,705.66	1/8	102,938.38	1/8	103,171.10	1/8	103,403.82	1/8	103,636.54
3/16	102,480.21	3/16	102,712.93	3/16	102,945.65	3/16	103,178.37	3/16	103,411.09	3/16	103,643.82
1/4	102,487.48	1/4	102,720.20	1/4	102,952.92	1/4	103,185.65	1/4	103,418.37	1/4	103,651.09
5/16	102,494.75	5/16	102,727.48	5/16	102,960.20	5/16	103,192.92	5/16	103,425.64	5/16	103,658.36
3/8	102,502.03	3/8	102,734.75	3/8	102,967.47	3/8	103,200.19	3/8	103,432.91	3/8	103,665.63
7/16	102,509.30	7/16	102,742.02	7/16	102,974.74	7/16	103,207.46	7/16	103,440.18	7/16	103,672.91
1/2	102,516.57	1/2	102,749.29	1/2	102,982.01	1/2	103,214.74	1/2	103,447.46	1/2	103,680.18
9/16	102,523.84	9/16	102,756.57	9/16	102,989.29	9/16	103,222.01	9/16	103,454.73	9/16	103,687.45
5/8	102,531.12	5/8	102,763.84	5/8	102,996.56	5/8	103,229.28	5/8	103,462.00	5/8	103,694.72
11/16	102,538.39	11/16	102,771.11	11/16	103,003.83	11/16	103,236.55	11/16	103,469.27	11/16	103,702.00
3/4	102,545.66	3/4	102,778.38	3/4	103,011.10	3/4	103,243.83	3/4	103,476.55	3/4	103,709.27
13/16	102,552.93	13/16	102,785.66	13/16	103,018.38	13/16	103,251.10	13/16	103,483.82	13/16	103,716.54
7/8	102,560.21	7/8	102,792.93	7/8	103,025.65	7/8	103,258.37	7/8	103,491.09	7/8	103,723.81
15/16	102,567.48	15/16	102,800.20	15/16	103,032.92	15/16	103,265.64	15/16	103,498.36	15/16	103,731.09
3	102,574.75	5	102,807.47	7	103,040.19	9	103,272.92	11	103,505.64	1	103,738.36
1/16	102,582.03	1/16	102,814.75	1/16	103,047.47	1/16	103,280.19	1/16	103,512.91	1/16	103,745.63
1/8	102,589.30	1/8	102,822.02	1/8	103,054.74	1/8	103,287.46	1/8	103,520.18	1/8	103,752.90
3/16	102,596.57	3/16	102,829.29	3/16	103,062.01	3/16	103,294.73	3/16	103,527.46	3/16	103,760.18
1/4	102,603.84	1/4	102,836.56	1/4	103,069.29	1/4	103,302.01	1/4	103,534.73	1/4	103,767.45
5/16	102,611.12	5/16	102,843.84	5/16	103,076.56	5/16	103,309.28	5/16	103,542.00	5/16	103,774.72
3/8	102,618.39	3/8	102,851.11	3/8	103,083.83	3/8	103,316.55	3/8	103,549.27	3/8	103,781.99
7/16	102,625.66	7/16	102,858.38	7/16	103,091.10	7/16	103,323.82	7/16	103,556.55	7/16	103,789.27
1/2	102,632.93	1/2	102,865.65	1/2	103,098.38	1/2	103,331.10	1/2	103,563.82	1/2	103,796.54
9/16	102,640.21	9/16	102,872.93	9/16	103,105.65	9/16	103,338.37	9/16	103,571.09	9/16	103,803.81
5/8	102,647.48	5/8	102,880.20	5/8	103,112.92	5/8	103,345.64	5/8	103,578.36	5/8	103,811.08
11/16	102,654.75	11/16	102,887.47	11/16	103,120.19	11/16	103,352.91	11/16	103,585.64	11/16	103,818.36
3/4	102,662.02	3/4	102,894.74	3/4	103,127.47	3/4	103,360.19	3/4	103,592.91	3/4	103,825.63
13/16	102,669.30	13/16	102,902.02	13/16	103,134.74	13/16	103,367.46	13/16	103,600.18	13/16	103,832.90
7/8	102,676.57	7/8	102,909.29	7/8	103,142.01	7/8	103,374.73	7/8	103,607.45	7/8	103,840.17
15/16	102,683.84	15/16	102,916.56	15/16	103,149.28	15/16	103,382.00	15/16	103,614.73	15/16	103,847.45

This chart is Certified for Tank: 16 only. No changes are permissible without the written consent of GAUGE POINT CALIBRATION.

For calibration specification information, see certificate on page 1.

Tank No: 16
GAUGE POINT CALIBRATION
1-800-205-TANK

Red Hill, Pearl Harbor, Hawaii

Issue Date: 06/12/06

Capacities given in barrels of 42 U.S. gallons.

Gauge Height: 256'-07 1/2"

in/in	91 FT	in/in	91 FT	in/in	91 FT	in/in	91 FT	in/in	91 FT	in/in	92 FT
2	103,854.72	4	104,087.44	6	104,320.16	8	104,552.88	10	104,785.60	0	105,018.33
1/16	103,861.99	1/16	104,094.71	1/16	104,327.43	1/16	104,560.16	1/16	104,792.88	1/16	105,025.60
1/8	103,869.26	1/8	104,101.99	1/8	104,334.71	1/8	104,567.43	1/8	104,800.15	1/8	105,032.87
3/16	103,876.54	3/16	104,109.26	3/16	104,341.98	3/16	104,574.70	3/16	104,807.42	3/16	105,040.14
1/4	103,883.81	1/4	104,116.53	1/4	104,349.25	1/4	104,581.97	1/4	104,814.69	1/4	105,047.42
5/16	103,891.08	5/16	104,123.80	5/16	104,356.52	5/16	104,589.25	5/16	104,821.97	5/16	105,054.69
3/8	103,898.35	3/8	104,131.08	3/8	104,363.80	3/8	104,596.52	3/8	104,829.24	3/8	105,061.96
7/16	103,905.63	7/16	104,138.35	7/16	104,371.07	7/16	104,603.79	7/16	104,836.51	7/16	105,069.23
1/2	103,912.90	1/2	104,145.62	1/2	104,378.34	1/2	104,611.06	1/2	104,843.78	1/2	105,076.51
9/16	103,920.17	9/16	104,152.89	9/16	104,385.61	9/16	104,618.34	9/16	104,851.06	9/16	105,083.78
5/8	103,927.44	5/8	104,160.17	5/8	104,392.89	5/8	104,625.61	5/8	104,858.33	5/8	105,091.05
11/16	103,934.72	11/16	104,167.44	11/16	104,400.16	11/16	104,632.88	11/16	104,865.60	11/16	105,098.32
3/4	103,941.99	3/4	104,174.71	3/4	104,407.43	3/4	104,640.15	3/4	104,872.87	3/4	105,105.60
13/16	103,949.26	13/16	104,181.98	13/16	104,414.70	13/16	104,647.43	13/16	104,880.15	13/16	105,112.87
7/8	103,956.53	7/8	104,189.26	7/8	104,421.98	7/8	104,654.70	7/8	104,887.42	7/8	105,120.14
15/16	103,963.81	15/16	104,196.53	15/16	104,429.25	15/16	104,661.97	15/16	104,894.69	15/16	105,127.41
3	103,971.08	5	104,203.80	7	104,436.52	9	104,669.24	11	104,901.96	1	105,134.69
1/16	103,978.35	1/16	104,211.07	1/16	104,443.79	1/16	104,676.52	1/16	104,909.24	1/16	105,141.96
1/8	103,985.62	1/8	104,218.35	1/8	104,451.07	1/8	104,683.79	1/8	104,916.51	1/8	105,149.23
3/16	103,992.90	3/16	104,225.62	3/16	104,458.34	3/16	104,691.06	3/16	104,923.78	3/16	105,156.50
1/4	104,000.17	1/4	104,232.89	1/4	104,465.61	1/4	104,698.33	1/4	104,931.05	1/4	105,163.78
5/16	104,007.44	5/16	104,240.16	5/16	104,472.88	5/16	104,705.61	5/16	104,938.33	5/16	105,171.05
3/8	104,014.72	3/8	104,247.44	3/8	104,480.16	3/8	104,712.88	3/8	104,945.60	3/8	105,178.32
7/16	104,021.99	7/16	104,254.71	7/16	104,487.43	7/16	104,720.15	7/16	104,952.87	7/16	105,185.59
1/2	104,029.26	1/2	104,261.98	1/2	104,494.70	1/2	104,727.42	1/2	104,960.14	1/2	105,192.87
9/16	104,036.53	9/16	104,269.25	9/16	104,501.98	9/16	104,734.70	9/16	104,967.42	9/16	105,200.14
5/8	104,043.81	5/8	104,276.53	5/8	104,509.25	5/8	104,741.97	5/8	104,974.69	5/8	105,207.41
11/16	104,051.08	11/16	104,283.80	11/16	104,516.52	11/16	104,749.24	11/16	104,981.96	11/16	105,214.68
3/4	104,058.35	3/4	104,291.07	3/4	104,523.79	3/4	104,756.51	3/4	104,989.24	3/4	105,221.96
13/16	104,065.62	13/16	104,298.34	13/16	104,531.07	13/16	104,763.79	13/16	104,996.51	13/16	105,229.23
7/8	104,072.90	7/8	104,305.62	7/8	104,538.34	7/8	104,771.06	7/8	105,003.78	7/8	105,236.50
15/16	104,080.17	15/16	104,312.89	15/16	104,545.61	15/16	104,778.33	15/16	105,011.05	15/16	105,243.77

This chart is Certified for Tank: 16 only. No changes are permissible without the written consent of GAUGE POINT CALIBRATION.

For calibration specification information, see certificate on page 1.

Tank No: 16
GAUGE POINT CALIBRATION
1-800-205-TANK

Red Hill, Pearl Harbor, Hawaii

Issue Date: 06/12/06

Capacities given in barrels of 42 U.S. gallons.

Gauge Height: 256'-07 1/2"

in/in	92 FT	in/in	92 FT	in/in	92 FT	in/in	92 FT	in/in	92 FT	in/in	93 FT
2	105,251.05	4	105,483.77	6	105,716.49	8	105,949.21	10	106,181.93	0	106,414.65
1/16	105,258.32	1/16	105,491.04	1/16	105,723.76	1/16	105,956.48	1/16	106,189.20	1/16	106,421.92
1/8	105,265.59	1/8	105,498.31	1/8	105,731.03	1/8	105,963.76	1/8	106,196.48	1/8	106,429.20
3/16	105,272.86	3/16	105,505.59	3/16	105,738.31	3/16	105,971.03	3/16	106,203.75	3/16	106,436.47
1/4	105,280.14	1/4	105,512.86	1/4	105,745.58	1/4	105,978.30	1/4	106,211.02	1/4	106,443.74
5/16	105,287.41	5/16	105,520.13	5/16	105,752.85	5/16	105,985.57	5/16	106,218.29	5/16	106,451.02
3/8	105,294.68	3/8	105,527.40	3/8	105,760.12	3/8	105,992.85	3/8	106,225.57	3/8	106,458.29
7/16	105,301.95	7/16	105,534.68	7/16	105,767.40	7/16	106,000.12	7/16	106,232.84	7/16	106,465.56
1/2	105,309.23	1/2	105,541.95	1/2	105,774.67	1/2	106,007.39	1/2	106,240.11	1/2	106,472.83
9/16	105,316.50	9/16	105,549.22	9/16	105,781.94	9/16	106,014.66	9/16	106,247.38	9/16	106,480.11
5/8	105,323.77	5/8	105,556.49	5/8	105,789.21	5/8	106,021.94	5/8	106,254.66	5/8	106,487.38
11/16	105,331.04	11/16	105,563.77	11/16	105,796.49	11/16	106,029.21	11/16	106,261.93	11/16	106,494.65
3/4	105,338.32	3/4	105,571.04	3/4	105,803.76	3/4	106,036.48	3/4	106,269.20	3/4	106,501.92
13/16	105,345.59	13/16	105,578.31	13/16	105,811.03	13/16	106,043.75	13/16	106,276.47	13/16	106,509.20
7/8	105,352.86	7/8	105,585.58	7/8	105,818.30	7/8	106,051.03	7/8	106,283.75	7/8	106,516.47
15/16	105,360.13	15/16	105,592.86	15/16	105,825.58	15/16	106,058.30	15/16	106,291.02	15/16	106,523.74
3	105,367.41	5	105,600.13	7	105,832.85	9	106,065.57	11	106,298.29	1	106,531.01
1/16	105,374.68	1/16	105,607.40	1/16	105,840.12	1/16	106,072.84	1/16	106,305.56	1/16	106,538.29
1/8	105,381.95	1/8	105,614.67	1/8	105,847.39	1/8	106,080.12	1/8	106,312.84	1/8	106,545.56
3/16	105,389.22	3/16	105,621.95	3/16	105,854.67	3/16	106,087.39	3/16	106,320.11	3/16	106,552.83
1/4	105,396.50	1/4	105,629.22	1/4	105,861.94	1/4	106,094.66	1/4	106,327.38	1/4	106,560.10
5/16	105,403.77	5/16	105,636.49	5/16	105,869.21	5/16	106,101.93	5/16	106,334.65	5/16	106,567.38
3/8	105,411.04	3/8	105,643.76	3/8	105,876.48	3/8	106,109.21	3/8	106,341.93	3/8	106,574.65
7/16	105,418.31	7/16	105,651.04	7/16	105,883.76	7/16	106,116.48	7/16	106,349.20	7/16	106,581.92
1/2	105,425.59	1/2	105,658.31	1/2	105,891.03	1/2	106,123.75	1/2	106,356.47	1/2	106,589.19
9/16	105,432.86	9/16	105,665.58	9/16	105,898.30	9/16	106,131.02	9/16	106,363.74	9/16	106,596.47
5/8	105,440.13	5/8	105,672.85	5/8	105,905.57	5/8	106,138.30	5/8	106,371.02	5/8	106,603.74
11/16	105,447.40	11/16	105,680.13	11/16	105,912.85	11/16	106,145.57	11/16	106,378.29	11/16	106,611.01
3/4	105,454.68	3/4	105,687.40	3/4	105,920.12	3/4	106,152.84	3/4	106,385.56	3/4	106,618.28
13/16	105,461.95	13/16	105,694.67	13/16	105,927.39	13/16	106,160.11	13/16	106,392.83	13/16	106,625.56
7/8	105,469.22	7/8	105,701.94	7/8	105,934.66	7/8	106,167.39	7/8	106,400.11	7/8	106,632.83
15/16	105,476.50	15/16	105,709.22	15/16	105,941.94	15/16	106,174.66	15/16	106,407.38	15/16	106,640.10

This chart is Certified for Tank: 16 only. No changes are permissible without the written consent of GAUGE POINT CALIBRATION.

For calibration specification information, see certificate on page 1.

Tank No: 16
GAUGE POINT CALIBRATION
1-800-205-TANK

Red Hill, Pearl Harbor, Hawaii

Issue Date: 06/12/06

Capacities given in barrels of 42 U.S. gallons.

Gauge Height: 256'-07 1/2"

in/in	93 FT	in/in	93 FT	in/in	93 FT	in/in	93 FT	in/in	93 FT	in/in	94 FT
2	106,647.37	4	106,880.22	6	107,113.19	8	107,346.16	10	107,579.13	0	107,812.10
1/16	106,654.65	1/16	106,887.50	1/16	107,120.47	1/16	107,353.44	1/16	107,586.41	1/16	107,819.38
1/8	106,661.92	1/8	106,894.78	1/8	107,127.75	1/8	107,360.72	1/8	107,593.69	1/8	107,826.66
3/16	106,669.19	3/16	106,902.06	3/16	107,135.03	3/16	107,368.00	3/16	107,600.97	3/16	107,833.94
1/4	106,676.46	1/4	106,909.34	1/4	107,142.31	1/4	107,375.28	1/4	107,608.25	1/4	107,841.22
5/16	106,683.74	5/16	106,916.62	5/16	107,149.59	5/16	107,382.56	5/16	107,615.53	5/16	107,848.50
3/8	106,691.01	3/8	106,923.90	3/8	107,156.87	3/8	107,389.84	3/8	107,622.81	3/8	107,855.78
7/16	106,698.28	7/16	106,931.18	7/16	107,164.15	7/16	107,397.12	7/16	107,630.09	7/16	107,863.06
1/2	106,705.55	1/2	106,938.46	1/2	107,171.43	1/2	107,404.40	1/2	107,637.37	1/2	107,870.34
9/16	106,712.83	9/16	106,945.74	9/16	107,178.71	9/16	107,411.68	9/16	107,644.65	9/16	107,877.62
5/8	106,720.10	5/8	106,953.02	5/8	107,185.99	5/8	107,418.96	5/8	107,651.93	5/8	107,884.90
11/16	106,727.37	11/16	106,960.30	11/16	107,193.27	11/16	107,426.24	11/16	107,659.21	11/16	107,892.18
3/4	106,734.64	3/4	106,967.58	3/4	107,200.55	3/4	107,433.52	3/4	107,666.49	3/4	107,899.46
13/16	106,741.92	13/16	106,974.86	13/16	107,207.83	13/16	107,440.80	13/16	107,673.77	13/16	107,906.74
7/8	106,749.19	7/8	106,982.14	7/8	107,215.11	7/8	107,448.08	7/8	107,681.05	7/8	107,914.02
15/16	106,756.46	15/16	106,989.42	15/16	107,222.39	15/16	107,455.36	15/16	107,688.33	15/16	107,921.30
3	106,763.73	5	106,996.70	7	107,229.67	9	107,462.64	11	107,695.61	1	107,928.58
1/16	106,771.01	1/16	107,003.98	1/16	107,236.95	1/16	107,469.92	1/16	107,702.89	1/16	107,935.86
1/8	106,778.29	1/8	107,011.26	1/8	107,244.23	1/8	107,477.20	1/8	107,710.17	1/8	107,943.14
3/16	106,785.58	3/16	107,018.55	3/16	107,251.52	3/16	107,484.49	3/16	107,717.46	3/16	107,950.43
1/4	106,792.86	1/4	107,025.83	1/4	107,258.80	1/4	107,491.77	1/4	107,724.74	1/4	107,957.71
5/16	106,800.14	5/16	107,033.11	5/16	107,266.08	5/16	107,499.05	5/16	107,732.02	5/16	107,964.99
3/8	106,807.42	3/8	107,040.39	3/8	107,273.36	3/8	107,506.33	3/8	107,739.30	3/8	107,972.27
7/16	106,814.70	7/16	107,047.67	7/16	107,280.64	7/16	107,513.61	7/16	107,746.58	7/16	107,979.55
1/2	106,821.98	1/2	107,054.95	1/2	107,287.92	1/2	107,520.89	1/2	107,753.86	1/2	107,986.83
9/16	106,829.26	9/16	107,062.23	9/16	107,295.20	9/16	107,528.17	9/16	107,761.14	9/16	107,994.11
5/8	106,836.54	5/8	107,069.51	5/8	107,302.48	5/8	107,535.45	5/8	107,768.42	5/8	108,001.39
11/16	106,843.82	11/16	107,076.79	11/16	107,309.76	11/16	107,542.73	11/16	107,775.70	11/16	108,008.67
3/4	106,851.10	3/4	107,084.07	3/4	107,317.04	3/4	107,550.01	3/4	107,782.98	3/4	108,015.95
13/16	106,858.38	13/16	107,091.35	13/16	107,324.32	13/16	107,557.29	13/16	107,790.26	13/16	108,023.23
7/8	106,865.66	7/8	107,098.63	7/8	107,331.60	7/8	107,564.57	7/8	107,797.54	7/8	108,030.51
15/16	106,872.94	15/16	107,105.91	15/16	107,338.88	15/16	107,571.85	15/16	107,804.82	15/16	108,037.79

This chart is Certified for Tank: 16 only. No changes are permissible without the written consent of GAUGE POINT CALIBRATION.

For calibration specification information, see certificate on page 1.

Tank No: 16
GAUGE POINT CALIBRATION
1-800-205-TANK

Red Hill, Pearl Harbor, Hawaii

Issue Date: 06/12/06

Capacities given in barrels of 42 U.S. gallons.

Gauge Height: 256'-07 1/2"

in/in	94 FT	in/in	94 FT	in/in	94 FT	in/in	94 FT	in/in	94 FT	in/in	95 FT
2	108,045.07	4	108,278.04	6	108,511.01	8	108,743.98	10	108,976.95	0	109,209.92
1/16	108,052.35	1/16	108,285.32	1/16	108,518.29	1/16	108,751.26	1/16	108,984.23	1/16	109,217.20
1/8	108,059.63	1/8	108,292.60	1/8	108,525.57	1/8	108,758.54	1/8	108,991.51	1/8	109,224.48
3/16	108,066.91	3/16	108,299.88	3/16	108,532.85	3/16	108,765.82	3/16	108,998.79	3/16	109,231.76
1/4	108,074.19	1/4	108,307.16	1/4	108,540.13	1/4	108,773.10	1/4	109,006.07	1/4	109,239.04
5/16	108,081.47	5/16	108,314.44	5/16	108,547.41	5/16	108,780.38	5/16	109,013.35	5/16	109,246.32
3/8	108,088.75	3/8	108,321.72	3/8	108,554.69	3/8	108,787.66	3/8	109,020.63	3/8	109,253.60
7/16	108,096.03	7/16	108,329.00	7/16	108,561.97	7/16	108,794.94	7/16	109,027.91	7/16	109,260.88
1/2	108,103.31	1/2	108,336.28	1/2	108,569.25	1/2	108,802.22	1/2	109,035.19	1/2	109,268.16
9/16	108,110.59	9/16	108,343.56	9/16	108,576.53	9/16	108,809.50	9/16	109,042.47	9/16	109,275.44
5/8	108,117.87	5/8	108,350.84	5/8	108,583.81	5/8	108,816.78	5/8	109,049.75	5/8	109,282.72
11/16	108,125.15	11/16	108,358.12	11/16	108,591.09	11/16	108,824.06	11/16	109,057.03	11/16	109,290.00
3/4	108,132.43	3/4	108,365.40	3/4	108,598.37	3/4	108,831.34	3/4	109,064.31	3/4	109,297.28
13/16	108,139.71	13/16	108,372.68	13/16	108,605.65	13/16	108,838.62	13/16	109,071.59	13/16	109,304.56
7/8	108,146.99	7/8	108,379.96	7/8	108,612.93	7/8	108,845.90	7/8	109,078.87	7/8	109,311.84
15/16	108,154.27	15/16	108,387.24	15/16	108,620.21	15/16	108,853.18	15/16	109,086.15	15/16	109,319.12
3	108,161.55	5	108,394.52	7	108,627.49	9	108,860.46	11	109,093.43	1	109,326.40
1/16	108,168.83	1/16	108,401.80	1/16	108,634.77	1/16	108,867.74	1/16	109,100.71	1/16	109,333.68
1/8	108,176.11	1/8	108,409.08	1/8	108,642.05	1/8	108,875.02	1/8	109,107.99	1/8	109,340.96
3/16	108,183.40	3/16	108,416.37	3/16	108,649.34	3/16	108,882.31	3/16	109,115.28	3/16	109,348.25
1/4	108,190.68	1/4	108,423.65	1/4	108,656.62	1/4	108,889.59	1/4	109,122.56	1/4	109,355.53
5/16	108,197.96	5/16	108,430.93	5/16	108,663.90	5/16	108,896.87	5/16	109,129.84	5/16	109,362.81
3/8	108,205.24	3/8	108,438.21	3/8	108,671.18	3/8	108,904.15	3/8	109,137.12	3/8	109,370.09
7/16	108,212.52	7/16	108,445.49	7/16	108,678.46	7/16	108,911.43	7/16	109,144.40	7/16	109,377.37
1/2	108,219.80	1/2	108,452.77	1/2	108,685.74	1/2	108,918.71	1/2	109,151.68	1/2	109,384.65
9/16	108,227.08	9/16	108,460.05	9/16	108,693.02	9/16	108,925.99	9/16	109,158.96	9/16	109,391.93
5/8	108,234.36	5/8	108,467.33	5/8	108,700.30	5/8	108,933.27	5/8	109,166.24	5/8	109,399.21
11/16	108,241.64	11/16	108,474.61	11/16	108,707.58	11/16	108,940.55	11/16	109,173.52	11/16	109,406.49
3/4	108,248.92	3/4	108,481.89	3/4	108,714.86	3/4	108,947.83	3/4	109,180.80	3/4	109,413.77
13/16	108,256.20	13/16	108,489.17	13/16	108,722.14	13/16	108,955.11	13/16	109,188.08	13/16	109,421.05
7/8	108,263.48	7/8	108,496.45	7/8	108,729.42	7/8	108,962.39	7/8	109,195.36	7/8	109,428.33
15/16	108,270.76	15/16	108,503.73	15/16	108,736.70	15/16	108,969.67	15/16	109,202.64	15/16	109,435.61

This chart is Certified for Tank: 16 only. No changes are permissible without the written consent of GAUGE POINT CALIBRATION.

For calibration specification information, see certificate on page 1.

Tank No: 16
GAUGE POINT CALIBRATION
1-800-205-TANK

Red Hill, Pearl Harbor, Hawaii

Issue Date: 06/12/06

Capacities given in barrels of 42 U.S. gallons.

Gauge Height: 256'-07 1/2"

in/in	95 FT	in/in	95 FT	in/in	95 FT	in/in	95 FT	in/in	95 FT	in/in	96 FT
2	109,442.89	4	109,675.86	6	109,908.83	8	110,141.80	10	110,374.77	0	110,607.74
1/16	109,450.17	1/16	109,683.14	1/16	109,916.11	1/16	110,149.08	1/16	110,382.05	1/16	110,615.02
1/8	109,457.45	1/8	109,690.42	1/8	109,923.39	1/8	110,156.36	1/8	110,389.33	1/8	110,622.30
3/16	109,464.73	3/16	109,697.70	3/16	109,930.67	3/16	110,163.64	3/16	110,396.61	3/16	110,629.58
1/4	109,472.01	1/4	109,704.98	1/4	109,937.95	1/4	110,170.92	1/4	110,403.89	1/4	110,636.86
5/16	109,479.29	5/16	109,712.26	5/16	109,945.23	5/16	110,178.20	5/16	110,411.17	5/16	110,644.14
3/8	109,486.57	3/8	109,719.54	3/8	109,952.51	3/8	110,185.48	3/8	110,418.45	3/8	110,651.42
7/16	109,493.85	7/16	109,726.82	7/16	109,959.79	7/16	110,192.76	7/16	110,425.73	7/16	110,658.70
1/2	109,501.13	1/2	109,734.10	1/2	109,967.07	1/2	110,200.04	1/2	110,433.01	1/2	110,665.98
9/16	109,508.41	9/16	109,741.38	9/16	109,974.35	9/16	110,207.32	9/16	110,440.29	9/16	110,673.26
5/8	109,515.69	5/8	109,748.66	5/8	109,981.63	5/8	110,214.60	5/8	110,447.57	5/8	110,680.54
11/16	109,522.97	11/16	109,755.94	11/16	109,988.91	11/16	110,221.88	11/16	110,454.85	11/16	110,687.82
3/4	109,530.25	3/4	109,763.22	3/4	109,996.19	3/4	110,229.16	3/4	110,462.13	3/4	110,695.10
13/16	109,537.53	13/16	109,770.50	13/16	110,003.47	13/16	110,236.44	13/16	110,469.41	13/16	110,702.38
7/8	109,544.81	7/8	109,777.78	7/8	110,010.75	7/8	110,243.72	7/8	110,476.69	7/8	110,709.66
15/16	109,552.09	15/16	109,785.06	15/16	110,018.03	15/16	110,251.00	15/16	110,483.97	15/16	110,716.94
3	109,559.37	5	109,792.34	7	110,025.31	9	110,258.28	11	110,491.25	1	110,724.22
1/16	109,566.65	1/16	109,799.62	1/16	110,032.59	1/16	110,265.56	1/16	110,498.53	1/16	110,731.50
1/8	109,573.93	1/8	109,806.90	1/8	110,039.87	1/8	110,272.84	1/8	110,505.81	1/8	110,738.78
3/16	109,581.22	3/16	109,814.19	3/16	110,047.16	3/16	110,280.13	3/16	110,513.10	3/16	110,746.07
1/4	109,588.50	1/4	109,821.47	1/4	110,054.44	1/4	110,287.41	1/4	110,520.38	1/4	110,753.35
5/16	109,595.78	5/16	109,828.75	5/16	110,061.72	5/16	110,294.69	5/16	110,527.66	5/16	110,760.63
3/8	109,603.06	3/8	109,836.03	3/8	110,069.00	3/8	110,301.97	3/8	110,534.94	3/8	110,767.91
7/16	109,610.34	7/16	109,843.31	7/16	110,076.28	7/16	110,309.25	7/16	110,542.22	7/16	110,775.19
1/2	109,617.62	1/2	109,850.59	1/2	110,083.56	1/2	110,316.53	1/2	110,549.50	1/2	110,782.47
9/16	109,624.90	9/16	109,857.87	9/16	110,090.84	9/16	110,323.81	9/16	110,556.78	9/16	110,789.75
5/8	109,632.18	5/8	109,865.15	5/8	110,098.12	5/8	110,331.09	5/8	110,564.06	5/8	110,797.03
11/16	109,639.46	11/16	109,872.43	11/16	110,105.40	11/16	110,338.37	11/16	110,571.34	11/16	110,804.31
3/4	109,646.74	3/4	109,879.71	3/4	110,112.68	3/4	110,345.65	3/4	110,578.62	3/4	110,811.59
13/16	109,654.02	13/16	109,886.99	13/16	110,119.96	13/16	110,352.93	13/16	110,585.90	13/16	110,818.87
7/8	109,661.30	7/8	109,894.27	7/8	110,127.24	7/8	110,360.21	7/8	110,593.18	7/8	110,826.15
15/16	109,668.58	15/16	109,901.55	15/16	110,134.52	15/16	110,367.49	15/16	110,600.46	15/16	110,833.43

This chart is Certified for Tank: 16 only. No changes are permissible without the written consent of GAUGE POINT CALIBRATION.

For calibration specification information, see certificate on page 1.

Tank No: 16
GAUGE POINT CALIBRATION
1-800-205-TANK

Red Hill, Pearl Harbor, Hawaii

Issue Date: 06/12/06

Capacities given in barrels of 42 U.S. gallons.

Gauge Height: 256'-07 1/2"

in/in	96 FT	in/in	96 FT	in/in	96 FT	in/in	96 FT	in/in	96 FT	in/in	97 FT
2	110,840.71	4	111,073.68	6	111,306.65	8	111,539.62	10	111,772.59	0	112,005.56
1/16	110,847.99	1/16	111,080.96	1/16	111,313.93	1/16	111,546.90	1/16	111,779.87	1/16	112,012.84
1/8	110,855.27	1/8	111,088.24	1/8	111,321.21	1/8	111,554.18	1/8	111,787.15	1/8	112,020.12
3/16	110,862.55	3/16	111,095.52	3/16	111,328.49	3/16	111,561.46	3/16	111,794.43	3/16	112,027.40
1/4	110,869.83	1/4	111,102.80	1/4	111,335.77	1/4	111,568.74	1/4	111,801.71	1/4	112,034.68
5/16	110,877.11	5/16	111,110.08	5/16	111,343.05	5/16	111,576.02	5/16	111,808.99	5/16	112,041.96
3/8	110,884.39	3/8	111,117.36	3/8	111,350.33	3/8	111,583.30	3/8	111,816.27	3/8	112,049.24
7/16	110,891.67	7/16	111,124.64	7/16	111,357.61	7/16	111,590.58	7/16	111,823.55	7/16	112,056.52
1/2	110,898.95	1/2	111,131.92	1/2	111,364.89	1/2	111,597.86	1/2	111,830.83	1/2	112,063.80
9/16	110,906.23	9/16	111,139.20	9/16	111,372.17	9/16	111,605.14	9/16	111,838.11	9/16	112,071.08
5/8	110,913.51	5/8	111,146.48	5/8	111,379.45	5/8	111,612.42	5/8	111,845.39	5/8	112,078.36
11/16	110,920.79	11/16	111,153.76	11/16	111,386.73	11/16	111,619.70	11/16	111,852.67	11/16	112,085.64
3/4	110,928.07	3/4	111,161.04	3/4	111,394.01	3/4	111,626.98	3/4	111,859.95	3/4	112,092.92
13/16	110,935.35	13/16	111,168.32	13/16	111,401.29	13/16	111,634.26	13/16	111,867.23	13/16	112,100.20
7/8	110,942.63	7/8	111,175.60	7/8	111,408.57	7/8	111,641.54	7/8	111,874.51	7/8	112,107.48
15/16	110,949.91	15/16	111,182.88	15/16	111,415.85	15/16	111,648.82	15/16	111,881.79	15/16	112,114.76
3	110,957.19	5	111,190.16	7	111,423.13	9	111,656.10	11	111,889.07	1	112,122.04
1/16	110,964.47	1/16	111,197.44	1/16	111,430.41	1/16	111,663.38	1/16	111,896.35	1/16	112,129.32
1/8	110,971.75	1/8	111,204.72	1/8	111,437.69	1/8	111,670.66	1/8	111,903.63	1/8	112,136.60
3/16	110,979.04	3/16	111,212.01	3/16	111,444.98	3/16	111,677.95	3/16	111,910.92	3/16	112,143.89
1/4	110,986.32	1/4	111,219.29	1/4	111,452.26	1/4	111,685.23	1/4	111,918.20	1/4	112,151.17
5/16	110,993.60	5/16	111,226.57	5/16	111,459.54	5/16	111,692.51	5/16	111,925.48	5/16	112,158.45
3/8	111,000.88	3/8	111,233.85	3/8	111,466.82	3/8	111,699.79	3/8	111,932.76	3/8	112,165.73
7/16	111,008.16	7/16	111,241.13	7/16	111,474.10	7/16	111,707.07	7/16	111,940.04	7/16	112,173.01
1/2	111,015.44	1/2	111,248.41	1/2	111,481.38	1/2	111,714.35	1/2	111,947.32	1/2	112,180.29
9/16	111,022.72	9/16	111,255.69	9/16	111,488.66	9/16	111,721.63	9/16	111,954.60	9/16	112,187.57
5/8	111,030.00	5/8	111,262.97	5/8	111,495.94	5/8	111,728.91	5/8	111,961.88	5/8	112,194.85
11/16	111,037.28	11/16	111,270.25	11/16	111,503.22	11/16	111,736.19	11/16	111,969.16	11/16	112,202.13
3/4	111,044.56	3/4	111,277.53	3/4	111,510.50	3/4	111,743.47	3/4	111,976.44	3/4	112,209.41
13/16	111,051.84	13/16	111,284.81	13/16	111,517.78	13/16	111,750.75	13/16	111,983.72	13/16	112,216.69
7/8	111,059.12	7/8	111,292.09	7/8	111,525.06	7/8	111,758.03	7/8	111,991.00	7/8	112,223.97
15/16	111,066.40	15/16	111,299.37	15/16	111,532.34	15/16	111,765.31	15/16	111,998.28	15/16	112,231.25

This chart is Certified for Tank: 16 only. No changes are permissible without the written consent of GAUGE POINT CALIBRATION.

For calibration specification information, see certificate on page 1.

Tank No: 16
GAUGE POINT CALIBRATION
1-800-205-TANK

Red Hill, Pearl Harbor, Hawaii

Issue Date: 06/12/06

Capacities given in barrels of 42 U.S. gallons.

Gauge Height: 256'-07 1/2"

in/in	97 FT	in/in	97 FT	in/in	97 FT	in/in	97 FT	in/in	97 FT	in/in	98 FT
2	112,238.53	4	112,471.50	6	112,704.47	8	112,937.44	10	113,170.41	0	113,403.38
1/16	112,245.81	1/16	112,478.78	1/16	112,711.75	1/16	112,944.72	1/16	113,177.69	1/16	113,410.66
1/8	112,253.09	1/8	112,486.06	1/8	112,719.03	1/8	112,952.00	1/8	113,184.97	1/8	113,417.94
3/16	112,260.37	3/16	112,493.34	3/16	112,726.31	3/16	112,959.28	3/16	113,192.25	3/16	113,425.22
1/4	112,267.65	1/4	112,500.62	1/4	112,733.59	1/4	112,966.56	1/4	113,199.53	1/4	113,432.50
5/16	112,274.93	5/16	112,507.90	5/16	112,740.87	5/16	112,973.84	5/16	113,206.81	5/16	113,439.78
3/8	112,282.21	3/8	112,515.18	3/8	112,748.15	3/8	112,981.12	3/8	113,214.09	3/8	113,447.06
7/16	112,289.49	7/16	112,522.46	7/16	112,755.43	7/16	112,988.40	7/16	113,221.37	7/16	113,454.34
1/2	112,296.77	1/2	112,529.74	1/2	112,762.71	1/2	112,995.68	1/2	113,228.65	1/2	113,461.62
9/16	112,304.05	9/16	112,537.02	9/16	112,769.99	9/16	113,002.96	9/16	113,235.93	9/16	113,468.90
5/8	112,311.33	5/8	112,544.30	5/8	112,777.27	5/8	113,010.24	5/8	113,243.21	5/8	113,476.18
11/16	112,318.61	11/16	112,551.58	11/16	112,784.55	11/16	113,017.52	11/16	113,250.49	11/16	113,483.46
3/4	112,325.89	3/4	112,558.86	3/4	112,791.83	3/4	113,024.80	3/4	113,257.77	3/4	113,490.74
13/16	112,333.17	13/16	112,566.14	13/16	112,799.11	13/16	113,032.08	13/16	113,265.05	13/16	113,498.02
7/8	112,340.45	7/8	112,573.42	7/8	112,806.39	7/8	113,039.36	7/8	113,272.33	7/8	113,505.30
15/16	112,347.73	15/16	112,580.70	15/16	112,813.67	15/16	113,046.64	15/16	113,279.61	15/16	113,512.58
3	112,355.01	5	112,587.98	7	112,820.95	9	113,053.92	11	113,286.89	1	113,519.86
1/16	112,362.29	1/16	112,595.26	1/16	112,828.23	1/16	113,061.20	1/16	113,294.17	1/16	113,527.14
1/8	112,369.57	1/8	112,602.54	1/8	112,835.51	1/8	113,068.48	1/8	113,301.45	1/8	113,534.42
3/16	112,376.86	3/16	112,609.83	3/16	112,842.80	3/16	113,075.77	3/16	113,308.74	3/16	113,541.71
1/4	112,384.14	1/4	112,617.11	1/4	112,850.08	1/4	113,083.05	1/4	113,316.02	1/4	113,548.99
5/16	112,391.42	5/16	112,624.39	5/16	112,857.36	5/16	113,090.33	5/16	113,323.30	5/16	113,556.27
3/8	112,398.70	3/8	112,631.67	3/8	112,864.64	3/8	113,097.61	3/8	113,330.58	3/8	113,563.55
7/16	112,405.98	7/16	112,638.95	7/16	112,871.92	7/16	113,104.89	7/16	113,337.86	7/16	113,570.83
1/2	112,413.26	1/2	112,646.23	1/2	112,879.20	1/2	113,112.17	1/2	113,345.14	1/2	113,578.11
9/16	112,420.54	9/16	112,653.51	9/16	112,886.48	9/16	113,119.45	9/16	113,352.42	9/16	113,585.39
5/8	112,427.82	5/8	112,660.79	5/8	112,893.76	5/8	113,126.73	5/8	113,359.70	5/8	113,592.67
11/16	112,435.10	11/16	112,668.07	11/16	112,901.04	11/16	113,134.01	11/16	113,366.98	11/16	113,599.95
3/4	112,442.38	3/4	112,675.35	3/4	112,908.32	3/4	113,141.29	3/4	113,374.26	3/4	113,607.23
13/16	112,449.66	13/16	112,682.63	13/16	112,915.60	13/16	113,148.57	13/16	113,381.54	13/16	113,614.51
7/8	112,456.94	7/8	112,689.91	7/8	112,922.88	7/8	113,155.85	7/8	113,388.82	7/8	113,621.79
15/16	112,464.22	15/16	112,697.19	15/16	112,930.16	15/16	113,163.13	15/16	113,396.10	15/16	113,629.07

This chart is Certified for Tank: 16 only. No changes are permissible without the written consent of GAUGE POINT CALIBRATION.

For calibration specification information, see certificate on page 1.

Tank No: 16
GAUGE POINT CALIBRATION
1-800-205-TANK

Red Hill, Pearl Harbor, Hawaii

Issue Date: 06/12/06

Capacities given in barrels of 42 U.S. gallons.

Gauge Height: 256'-07 1/2"

in/in	98 FT	in/in	98 FT	in/in	98 FT	in/in	98 FT	in/in	98 FT	in/in	99 FT
2	113,636.35	4	113,869.32	6	114,102.29	8	114,335.26	10	114,568.23	0	114,801.20
1/16	113,643.63	1/16	113,876.60	1/16	114,109.57	1/16	114,342.54	1/16	114,575.51	1/16	114,808.48
1/8	113,650.91	1/8	113,883.88	1/8	114,116.85	1/8	114,349.82	1/8	114,582.79	1/8	114,815.76
3/16	113,658.19	3/16	113,891.16	3/16	114,124.13	3/16	114,357.10	3/16	114,590.07	3/16	114,823.04
1/4	113,665.47	1/4	113,898.44	1/4	114,131.41	1/4	114,364.38	1/4	114,597.35	1/4	114,830.32
5/16	113,672.75	5/16	113,905.72	5/16	114,138.69	5/16	114,371.66	5/16	114,604.63	5/16	114,837.60
3/8	113,680.03	3/8	113,913.00	3/8	114,145.97	3/8	114,378.94	3/8	114,611.91	3/8	114,844.88
7/16	113,687.31	7/16	113,920.28	7/16	114,153.25	7/16	114,386.22	7/16	114,619.19	7/16	114,852.16
1/2	113,694.59	1/2	113,927.56	1/2	114,160.53	1/2	114,393.50	1/2	114,626.47	1/2	114,859.44
9/16	113,701.87	9/16	113,934.84	9/16	114,167.81	9/16	114,400.78	9/16	114,633.75	9/16	114,866.72
5/8	113,709.15	5/8	113,942.12	5/8	114,175.09	5/8	114,408.06	5/8	114,641.03	5/8	114,874.00
11/16	113,716.43	11/16	113,949.40	11/16	114,182.37	11/16	114,415.34	11/16	114,648.31	11/16	114,881.28
3/4	113,723.71	3/4	113,956.68	3/4	114,189.65	3/4	114,422.62	3/4	114,655.59	3/4	114,888.56
13/16	113,730.99	13/16	113,963.96	13/16	114,196.93	13/16	114,429.90	13/16	114,662.87	13/16	114,895.84
7/8	113,738.27	7/8	113,971.24	7/8	114,204.21	7/8	114,437.18	7/8	114,670.15	7/8	114,903.12
15/16	113,745.55	15/16	113,978.52	15/16	114,211.49	15/16	114,444.46	15/16	114,677.43	15/16	114,910.40
3	113,752.83	5	113,985.80	7	114,218.77	9	114,451.74	11	114,684.71	1	114,917.68
1/16	113,760.11	1/16	113,993.08	1/16	114,226.05	1/16	114,459.02	1/16	114,691.99	1/16	114,924.96
1/8	113,767.39	1/8	114,000.36	1/8	114,233.33	1/8	114,466.30	1/8	114,699.27	1/8	114,932.24
3/16	113,774.68	3/16	114,007.65	3/16	114,240.62	3/16	114,473.59	3/16	114,706.56	3/16	114,939.53
1/4	113,781.96	1/4	114,014.93	1/4	114,247.90	1/4	114,480.87	1/4	114,713.84	1/4	114,946.81
5/16	113,789.24	5/16	114,022.21	5/16	114,255.18	5/16	114,488.15	5/16	114,721.12	5/16	114,954.09
3/8	113,796.52	3/8	114,029.49	3/8	114,262.46	3/8	114,495.43	3/8	114,728.40	3/8	114,961.37
7/16	113,803.80	7/16	114,036.77	7/16	114,269.74	7/16	114,502.71	7/16	114,735.68	7/16	114,968.65
1/2	113,811.08	1/2	114,044.05	1/2	114,277.02	1/2	114,509.99	1/2	114,742.96	1/2	114,975.93
9/16	113,818.36	9/16	114,051.33	9/16	114,284.30	9/16	114,517.27	9/16	114,750.24	9/16	114,983.21
5/8	113,825.64	5/8	114,058.61	5/8	114,291.58	5/8	114,524.55	5/8	114,757.52	5/8	114,990.49
11/16	113,832.92	11/16	114,065.89	11/16	114,298.86	11/16	114,531.83	11/16	114,764.80	11/16	114,997.77
3/4	113,840.20	3/4	114,073.17	3/4	114,306.14	3/4	114,539.11	3/4	114,772.08	3/4	115,005.05
13/16	113,847.48	13/16	114,080.45	13/16	114,313.42	13/16	114,546.39	13/16	114,779.36	13/16	115,012.33
7/8	113,854.76	7/8	114,087.73	7/8	114,320.70	7/8	114,553.67	7/8	114,786.64	7/8	115,019.61
15/16	113,862.04	15/16	114,095.01	15/16	114,327.98	15/16	114,560.95	15/16	114,793.92	15/16	115,026.89

This chart is Certified for Tank: 16 only. No changes are permissible without the written consent of GAUGE POINT CALIBRATION.

For calibration specification information, see certificate on page 1.

Tank No: 16
GAUGE POINT CALIBRATION
1-800-205-TANK

Red Hill, Pearl Harbor, Hawaii

Issue Date: 06/12/06

Capacities given in barrels of 42 U.S. gallons.

Gauge Height: 256'-07 1/2"

in/in	99 FT	in/in	99 FT	in/in	99 FT	in/in	99 FT	in/in	99 FT	in/in	100 FT
2	115,034.17	4	115,267.14	6	115,500.11	8	115,733.08	10	115,966.05	0	116,199.02
1/16	115,041.45	1/16	115,274.42	1/16	115,507.39	1/16	115,740.36	1/16	115,973.33	1/16	116,206.30
1/8	115,048.73	1/8	115,281.70	1/8	115,514.67	1/8	115,747.64	1/8	115,980.61	1/8	116,213.58
3/16	115,056.01	3/16	115,288.98	3/16	115,521.95	3/16	115,754.92	3/16	115,987.89	3/16	116,220.86
1/4	115,063.29	1/4	115,296.26	1/4	115,529.23	1/4	115,762.20	1/4	115,995.17	1/4	116,228.14
5/16	115,070.57	5/16	115,303.54	5/16	115,536.51	5/16	115,769.48	5/16	116,002.45	5/16	116,235.42
3/8	115,077.85	3/8	115,310.82	3/8	115,543.79	3/8	115,776.76	3/8	116,009.73	3/8	116,242.70
7/16	115,085.13	7/16	115,318.10	7/16	115,551.07	7/16	115,784.04	7/16	116,017.01	7/16	116,249.98
1/2	115,092.41	1/2	115,325.38	1/2	115,558.35	1/2	115,791.32	1/2	116,024.29	1/2	116,257.26
9/16	115,099.69	9/16	115,332.66	9/16	115,565.63	9/16	115,798.60	9/16	116,031.57	9/16	116,264.54
5/8	115,106.97	5/8	115,339.94	5/8	115,572.91	5/8	115,805.88	5/8	116,038.85	5/8	116,271.82
11/16	115,114.25	11/16	115,347.22	11/16	115,580.19	11/16	115,813.16	11/16	116,046.13	11/16	116,279.10
3/4	115,121.53	3/4	115,354.50	3/4	115,587.47	3/4	115,820.44	3/4	116,053.41	3/4	116,286.38
13/16	115,128.81	13/16	115,361.78	13/16	115,594.75	13/16	115,827.72	13/16	116,060.69	13/16	116,293.66
7/8	115,136.09	7/8	115,369.06	7/8	115,602.03	7/8	115,835.00	7/8	116,067.97	7/8	116,300.94
15/16	115,143.37	15/16	115,376.34	15/16	115,609.31	15/16	115,842.28	15/16	116,075.25	15/16	116,308.22
3	115,150.65	5	115,383.62	7	115,616.59	9	115,849.56	11	116,082.53	1	116,315.50
1/16	115,157.93	1/16	115,390.90	1/16	115,623.87	1/16	115,856.84	1/16	116,089.81	1/16	116,322.78
1/8	115,165.21	1/8	115,398.18	1/8	115,631.15	1/8	115,864.12	1/8	116,097.09	1/8	116,330.06
3/16	115,172.50	3/16	115,405.47	3/16	115,638.44	3/16	115,871.41	3/16	116,104.38	3/16	116,337.35
1/4	115,179.78	1/4	115,412.75	1/4	115,645.72	1/4	115,878.69	1/4	116,111.66	1/4	116,344.63
5/16	115,187.06	5/16	115,420.03	5/16	115,653.00	5/16	115,885.97	5/16	116,118.94	5/16	116,351.91
3/8	115,194.34	3/8	115,427.31	3/8	115,660.28	3/8	115,893.25	3/8	116,126.22	3/8	116,359.19
7/16	115,201.62	7/16	115,434.59	7/16	115,667.56	7/16	115,900.53	7/16	116,133.50	7/16	116,366.47
1/2	115,208.90	1/2	115,441.87	1/2	115,674.84	1/2	115,907.81	1/2	116,140.78	1/2	116,373.75
9/16	115,216.18	9/16	115,449.15	9/16	115,682.12	9/16	115,915.09	9/16	116,148.06	9/16	116,381.03
5/8	115,223.46	5/8	115,456.43	5/8	115,689.40	5/8	115,922.37	5/8	116,155.34	5/8	116,388.31
11/16	115,230.74	11/16	115,463.71	11/16	115,696.68	11/16	115,929.65	11/16	116,162.62	11/16	116,395.59
3/4	115,238.02	3/4	115,470.99	3/4	115,703.96	3/4	115,936.93	3/4	116,169.90	3/4	116,402.87
13/16	115,245.30	13/16	115,478.27	13/16	115,711.24	13/16	115,944.21	13/16	116,177.18	13/16	116,410.15
7/8	115,252.58	7/8	115,485.55	7/8	115,718.52	7/8	115,951.49	7/8	116,184.46	7/8	116,417.43
15/16	115,259.86	15/16	115,492.83	15/16	115,725.80	15/16	115,958.77	15/16	116,191.74	15/16	116,424.71

This chart is Certified for Tank: 16 only. No changes are permissible without the written consent of GAUGE POINT CALIBRATION.

For calibration specification information, see certificate on page 1.

Tank No: 16
GAUGE POINT CALIBRATION
1-800-205-TANK

Red Hill, Pearl Harbor, Hawaii

Issue Date: 06/12/06

Capacities given in barrels of 42 U.S. gallons.

Gauge Height: 256'-07 1/2"

in/in	100 FT	in/in	100 FT	in/in	100 FT	in/in	100 FT	in/in	100 FT	in/in	101 FT
2	116,431.99	4	116,664.96	6	116,897.93	8	117,130.90	10	117,363.87	0	117,596.84
1/16	116,439.27	1/16	116,672.24	1/16	116,905.21	1/16	117,138.18	1/16	117,371.15	1/16	117,604.12
1/8	116,446.55	1/8	116,679.52	1/8	116,912.49	1/8	117,145.46	1/8	117,378.43	1/8	117,611.40
3/16	116,453.83	3/16	116,686.80	3/16	116,919.77	3/16	117,152.74	3/16	117,385.71	3/16	117,618.68
1/4	116,461.11	1/4	116,694.08	1/4	116,927.05	1/4	117,160.02	1/4	117,392.99	1/4	117,625.96
5/16	116,468.39	5/16	116,701.36	5/16	116,934.33	5/16	117,167.30	5/16	117,400.27	5/16	117,633.24
3/8	116,475.67	3/8	116,708.64	3/8	116,941.61	3/8	117,174.58	3/8	117,407.55	3/8	117,640.52
7/16	116,482.95	7/16	116,715.92	7/16	116,948.89	7/16	117,181.86	7/16	117,414.83	7/16	117,647.80
1/2	116,490.23	1/2	116,723.20	1/2	116,956.17	1/2	117,189.14	1/2	117,422.11	1/2	117,655.08
9/16	116,497.51	9/16	116,730.48	9/16	116,963.45	9/16	117,196.42	9/16	117,429.39	9/16	117,662.36
5/8	116,504.79	5/8	116,737.76	5/8	116,970.73	5/8	117,203.70	5/8	117,436.67	5/8	117,669.64
11/16	116,512.07	11/16	116,745.04	11/16	116,978.01	11/16	117,210.98	11/16	117,443.95	11/16	117,676.92
3/4	116,519.35	3/4	116,752.32	3/4	116,985.29	3/4	117,218.26	3/4	117,451.23	3/4	117,684.20
13/16	116,526.63	13/16	116,759.60	13/16	116,992.57	13/16	117,225.54	13/16	117,458.51	13/16	117,691.48
7/8	116,533.91	7/8	116,766.88	7/8	116,999.85	7/8	117,232.82	7/8	117,465.79	7/8	117,698.76
15/16	116,541.19	15/16	116,774.16	15/16	117,007.13	15/16	117,240.10	15/16	117,473.07	15/16	117,706.04
3	116,548.47	5	116,781.44	7	117,014.41	9	117,247.38	11	117,480.35	1	117,713.32
1/16	116,555.75	1/16	116,788.72	1/16	117,021.69	1/16	117,254.66	1/16	117,487.63	1/16	117,720.60
1/8	116,563.03	1/8	116,796.00	1/8	117,028.97	1/8	117,261.94	1/8	117,494.91	1/8	117,727.88
3/16	116,570.32	3/16	116,803.29	3/16	117,036.26	3/16	117,269.23	3/16	117,502.20	3/16	117,735.17
1/4	116,577.60	1/4	116,810.57	1/4	117,043.54	1/4	117,276.51	1/4	117,509.48	1/4	117,742.45
5/16	116,584.88	5/16	116,817.85	5/16	117,050.82	5/16	117,283.79	5/16	117,516.76	5/16	117,749.73
3/8	116,592.16	3/8	116,825.13	3/8	117,058.10	3/8	117,291.07	3/8	117,524.04	3/8	117,757.01
7/16	116,599.44	7/16	116,832.41	7/16	117,065.38	7/16	117,298.35	7/16	117,531.32	7/16	117,764.29
1/2	116,606.72	1/2	116,839.69	1/2	117,072.66	1/2	117,305.63	1/2	117,538.60	1/2	117,771.57
9/16	116,614.00	9/16	116,846.97	9/16	117,079.94	9/16	117,312.91	9/16	117,545.88	9/16	117,778.85
5/8	116,621.28	5/8	116,854.25	5/8	117,087.22	5/8	117,320.19	5/8	117,553.16	5/8	117,786.13
11/16	116,628.56	11/16	116,861.53	11/16	117,094.50	11/16	117,327.47	11/16	117,560.44	11/16	117,793.41
3/4	116,635.84	3/4	116,868.81	3/4	117,101.78	3/4	117,334.75	3/4	117,567.72	3/4	117,800.69
13/16	116,643.12	13/16	116,876.09	13/16	117,109.06	13/16	117,342.03	13/16	117,575.00	13/16	117,807.97
7/8	116,650.40	7/8	116,883.37	7/8	117,116.34	7/8	117,349.31	7/8	117,582.28	7/8	117,815.25
15/16	116,657.68	15/16	116,890.65	15/16	117,123.62	15/16	117,356.59	15/16	117,589.56	15/16	117,822.53

This chart is Certified for Tank: 16 only. No changes are permissible without the written consent of GAUGE POINT CALIBRATION.

For calibration specification information, see certificate on page 1.

Tank No: 16
GAUGE POINT CALIBRATION
1-800-205-TANK

Red Hill, Pearl Harbor, Hawaii

Issue Date: 06/12/06

Capacities given in barrels of 42 U.S. gallons.

Gauge Height: 256'-07 1/2"

in/in	101 FT	in/in	101 FT	in/in	101 FT	in/in	101 FT	in/in	101 FT	in/in	102 FT
2	117,829.81	4	118,062.78	6	118,295.75	8	118,528.72	10	118,761.69	0	118,994.66
1/16	117,837.09	1/16	118,070.06	1/16	118,303.03	1/16	118,536.00	1/16	118,768.97	1/16	119,001.94
1/8	117,844.37	1/8	118,077.34	1/8	118,310.31	1/8	118,543.28	1/8	118,776.25	1/8	119,009.22
3/16	117,851.65	3/16	118,084.62	3/16	118,317.59	3/16	118,550.56	3/16	118,783.53	3/16	119,016.50
1/4	117,858.93	1/4	118,091.90	1/4	118,324.87	1/4	118,557.84	1/4	118,790.81	1/4	119,023.78
5/16	117,866.21	5/16	118,099.18	5/16	118,332.15	5/16	118,565.12	5/16	118,798.09	5/16	119,031.06
3/8	117,873.49	3/8	118,106.46	3/8	118,339.43	3/8	118,572.40	3/8	118,805.37	3/8	119,038.34
7/16	117,880.77	7/16	118,113.74	7/16	118,346.71	7/16	118,579.68	7/16	118,812.65	7/16	119,045.62
1/2	117,888.05	1/2	118,121.02	1/2	118,353.99	1/2	118,586.96	1/2	118,819.93	1/2	119,052.90
9/16	117,895.33	9/16	118,128.30	9/16	118,361.27	9/16	118,594.24	9/16	118,827.21	9/16	119,060.18
5/8	117,902.61	5/8	118,135.58	5/8	118,368.55	5/8	118,601.52	5/8	118,834.49	5/8	119,067.46
11/16	117,909.89	11/16	118,142.86	11/16	118,375.83	11/16	118,608.80	11/16	118,841.77	11/16	119,074.74
3/4	117,917.17	3/4	118,150.14	3/4	118,383.11	3/4	118,616.08	3/4	118,849.05	3/4	119,082.02
13/16	117,924.45	13/16	118,157.42	13/16	118,390.39	13/16	118,623.36	13/16	118,856.33	13/16	119,089.30
7/8	117,931.73	7/8	118,164.70	7/8	118,397.67	7/8	118,630.64	7/8	118,863.61	7/8	119,096.58
15/16	117,939.01	15/16	118,171.98	15/16	118,404.95	15/16	118,637.92	15/16	118,870.89	15/16	119,103.86
3	117,946.29	5	118,179.26	7	118,412.23	9	118,645.20	11	118,878.17	1	119,111.14
1/16	117,953.57	1/16	118,186.54	1/16	118,419.51	1/16	118,652.48	1/16	118,885.45	1/16	119,118.42
1/8	117,960.85	1/8	118,193.82	1/8	118,426.79	1/8	118,659.76	1/8	118,892.73	1/8	119,125.70
3/16	117,968.14	3/16	118,201.11	3/16	118,434.08	3/16	118,667.05	3/16	118,900.02	3/16	119,132.99
1/4	117,975.42	1/4	118,208.39	1/4	118,441.36	1/4	118,674.33	1/4	118,907.30	1/4	119,140.27
5/16	117,982.70	5/16	118,215.67	5/16	118,448.64	5/16	118,681.61	5/16	118,914.58	5/16	119,147.55
3/8	117,989.98	3/8	118,222.95	3/8	118,455.92	3/8	118,688.89	3/8	118,921.86	3/8	119,154.83
7/16	117,997.26	7/16	118,230.23	7/16	118,463.20	7/16	118,696.17	7/16	118,929.14	7/16	119,162.11
1/2	118,004.54	1/2	118,237.51	1/2	118,470.48	1/2	118,703.45	1/2	118,936.42	1/2	119,169.39
9/16	118,011.82	9/16	118,244.79	9/16	118,477.76	9/16	118,710.73	9/16	118,943.70	9/16	119,176.67
5/8	118,019.10	5/8	118,252.07	5/8	118,485.04	5/8	118,718.01	5/8	118,950.98	5/8	119,183.95
11/16	118,026.38	11/16	118,259.35	11/16	118,492.32	11/16	118,725.29	11/16	118,958.26	11/16	119,191.23
3/4	118,033.66	3/4	118,266.63	3/4	118,499.60	3/4	118,732.57	3/4	118,965.54	3/4	119,198.51
13/16	118,040.94	13/16	118,273.91	13/16	118,506.88	13/16	118,739.85	13/16	118,972.82	13/16	119,205.79
7/8	118,048.22	7/8	118,281.19	7/8	118,514.16	7/8	118,747.13	7/8	118,980.10	7/8	119,213.07
15/16	118,055.50	15/16	118,288.47	15/16	118,521.44	15/16	118,754.41	15/16	118,987.38	15/16	119,220.35

This chart is Certified for Tank: 16 only. No changes are permissible without the written consent of GAUGE POINT CALIBRATION.

For calibration specification information, see certificate on page 1.

Tank No: 16
GAUGE POINT CALIBRATION
1-800-205-TANK

Red Hill, Pearl Harbor, Hawaii

Issue Date: 06/12/06

Capacities given in barrels of 42 U.S. gallons.

Gauge Height: 256'-07 1/2"

in/in	102 FT	in/in	102 FT	in/in	102 FT	in/in	102 FT	in/in	102 FT	in/in	103 FT
2	119,227.63	4	119,460.60	6	119,693.57	8	119,926.54	10	120,159.51	0	120,392.48
1/16	119,234.91	1/16	119,467.88	1/16	119,700.85	1/16	119,933.82	1/16	120,166.79	1/16	120,399.76
1/8	119,242.19	1/8	119,475.16	1/8	119,708.13	1/8	119,941.10	1/8	120,174.07	1/8	120,407.04
3/16	119,249.47	3/16	119,482.44	3/16	119,715.41	3/16	119,948.38	3/16	120,181.35	3/16	120,414.32
1/4	119,256.75	1/4	119,489.72	1/4	119,722.69	1/4	119,955.66	1/4	120,188.63	1/4	120,421.60
5/16	119,264.03	5/16	119,497.00	5/16	119,729.97	5/16	119,962.94	5/16	120,195.91	5/16	120,428.88
3/8	119,271.31	3/8	119,504.28	3/8	119,737.25	3/8	119,970.22	3/8	120,203.19	3/8	120,436.16
7/16	119,278.59	7/16	119,511.56	7/16	119,744.53	7/16	119,977.50	7/16	120,210.47	7/16	120,443.44
1/2	119,285.87	1/2	119,518.84	1/2	119,751.81	1/2	119,984.78	1/2	120,217.75	1/2	120,450.72
9/16	119,293.15	9/16	119,526.12	9/16	119,759.09	9/16	119,992.06	9/16	120,225.03	9/16	120,458.00
5/8	119,300.43	5/8	119,533.40	5/8	119,766.37	5/8	119,999.34	5/8	120,232.31	5/8	120,465.28
11/16	119,307.71	11/16	119,540.68	11/16	119,773.65	11/16	120,006.62	11/16	120,239.59	11/16	120,472.56
3/4	119,314.99	3/4	119,547.96	3/4	119,780.93	3/4	120,013.90	3/4	120,246.87	3/4	120,479.84
13/16	119,322.27	13/16	119,555.24	13/16	119,788.21	13/16	120,021.18	13/16	120,254.15	13/16	120,487.12
7/8	119,329.55	7/8	119,562.52	7/8	119,795.49	7/8	120,028.46	7/8	120,261.43	7/8	120,494.40
15/16	119,336.83	15/16	119,569.80	15/16	119,802.77	15/16	120,035.74	15/16	120,268.71	15/16	120,501.68
3	119,344.11	5	119,577.08	7	119,810.05	9	120,043.02	11	120,275.99	1	120,508.96
1/16	119,351.39	1/16	119,584.36	1/16	119,817.33	1/16	120,050.30	1/16	120,283.27	1/16	120,516.24
1/8	119,358.67	1/8	119,591.64	1/8	119,824.61	1/8	120,057.58	1/8	120,290.55	1/8	120,523.52
3/16	119,365.96	3/16	119,598.93	3/16	119,831.90	3/16	120,064.87	3/16	120,297.84	3/16	120,530.81
1/4	119,373.24	1/4	119,606.21	1/4	119,839.18	1/4	120,072.15	1/4	120,305.12	1/4	120,538.09
5/16	119,380.52	5/16	119,613.49	5/16	119,846.46	5/16	120,079.43	5/16	120,312.40	5/16	120,545.37
3/8	119,387.80	3/8	119,620.77	3/8	119,853.74	3/8	120,086.71	3/8	120,319.68	3/8	120,552.65
7/16	119,395.08	7/16	119,628.05	7/16	119,861.02	7/16	120,093.99	7/16	120,326.96	7/16	120,559.93
1/2	119,402.36	1/2	119,635.33	1/2	119,868.30	1/2	120,101.27	1/2	120,334.24	1/2	120,567.21
9/16	119,409.64	9/16	119,642.61	9/16	119,875.58	9/16	120,108.55	9/16	120,341.52	9/16	120,574.49
5/8	119,416.92	5/8	119,649.89	5/8	119,882.86	5/8	120,115.83	5/8	120,348.80	5/8	120,581.77
11/16	119,424.20	11/16	119,657.17	11/16	119,890.14	11/16	120,123.11	11/16	120,356.08	11/16	120,589.05
3/4	119,431.48	3/4	119,664.45	3/4	119,897.42	3/4	120,130.39	3/4	120,363.36	3/4	120,596.33
13/16	119,438.76	13/16	119,671.73	13/16	119,904.70	13/16	120,137.67	13/16	120,370.64	13/16	120,603.61
7/8	119,446.04	7/8	119,679.01	7/8	119,911.98	7/8	120,144.95	7/8	120,377.92	7/8	120,610.89
15/16	119,453.32	15/16	119,686.29	15/16	119,919.26	15/16	120,152.23	15/16	120,385.20	15/16	120,618.17

This chart is Certified for Tank: 16 only. No changes are permissible without the written consent of GAUGE POINT CALIBRATION.

For calibration specification information, see certificate on page 1.

Tank No: 16
GAUGE POINT CALIBRATION
1-800-205-TANK

Red Hill, Pearl Harbor, Hawaii

Issue Date: 06/12/06

Capacities given in barrels of 42 U.S. gallons.

Gauge Height: 256'-07 1/2"

in/in	103 FT	in/in	103 FT	in/in	103 FT	in/in	103 FT	in/in	103 FT	in/in	104 FT
2	120,625.45	4	120,858.41	6	121,091.35	8	121,324.29	10	121,557.24	0	121,790.18
1/16	120,632.73	1/16	120,865.69	1/16	121,098.63	1/16	121,331.57	1/16	121,564.52	1/16	121,797.46
1/8	120,640.01	1/8	120,872.96	1/8	121,105.91	1/8	121,338.85	1/8	121,571.80	1/8	121,804.74
3/16	120,647.29	3/16	120,880.24	3/16	121,113.19	3/16	121,346.13	3/16	121,579.08	3/16	121,812.02
1/4	120,654.57	1/4	120,887.52	1/4	121,120.47	1/4	121,353.41	1/4	121,586.35	1/4	121,819.30
5/16	120,661.85	5/16	120,894.80	5/16	121,127.75	5/16	121,360.69	5/16	121,593.63	5/16	121,826.58
3/8	120,669.13	3/8	120,902.08	3/8	121,135.03	3/8	121,367.97	3/8	121,600.91	3/8	121,833.86
7/16	120,676.41	7/16	120,909.36	7/16	121,142.31	7/16	121,375.25	7/16	121,608.19	7/16	121,841.14
1/2	120,683.69	1/2	120,916.64	1/2	121,149.59	1/2	121,382.53	1/2	121,615.47	1/2	121,848.42
9/16	120,690.97	9/16	120,923.92	9/16	121,156.86	9/16	121,389.81	9/16	121,622.75	9/16	121,855.70
5/8	120,698.25	5/8	120,931.20	5/8	121,164.14	5/8	121,397.09	5/8	121,630.03	5/8	121,862.98
11/16	120,705.53	11/16	120,938.48	11/16	121,171.42	11/16	121,404.37	11/16	121,637.31	11/16	121,870.25
3/4	120,712.81	3/4	120,945.76	3/4	121,178.70	3/4	121,411.65	3/4	121,644.59	3/4	121,877.53
13/16	120,720.09	13/16	120,953.04	13/16	121,185.98	13/16	121,418.93	13/16	121,651.87	13/16	121,884.81
7/8	120,727.37	7/8	120,960.32	7/8	121,193.26	7/8	121,426.21	7/8	121,659.15	7/8	121,892.09
15/16	120,734.65	15/16	120,967.60	15/16	121,200.54	15/16	121,433.49	15/16	121,666.43	15/16	121,899.37
3	120,741.93	5	120,974.88	7	121,207.82	9	121,440.76	11	121,673.71	1	121,906.65
1/16	120,749.21	1/16	120,982.16	1/16	121,215.10	1/16	121,448.04	1/16	121,680.99	1/16	121,913.93
1/8	120,756.49	1/8	120,989.44	1/8	121,222.38	1/8	121,455.32	1/8	121,688.27	1/8	121,921.21
3/16	120,763.77	3/16	120,996.72	3/16	121,229.66	3/16	121,462.60	3/16	121,695.55	3/16	121,928.49
1/4	120,771.05	1/4	121,004.00	1/4	121,236.94	1/4	121,469.88	1/4	121,702.83	1/4	121,935.77
5/16	120,778.33	5/16	121,011.28	5/16	121,244.22	5/16	121,477.16	5/16	121,710.11	5/16	121,943.05
3/8	120,785.61	3/8	121,018.55	3/8	121,251.50	3/8	121,484.44	3/8	121,717.39	3/8	121,950.33
7/16	120,792.89	7/16	121,025.83	7/16	121,258.78	7/16	121,491.72	7/16	121,724.67	7/16	121,957.61
1/2	120,800.17	1/2	121,033.11	1/2	121,266.06	1/2	121,499.00	1/2	121,731.94	1/2	121,964.89
9/16	120,807.45	9/16	121,040.39	9/16	121,273.34	9/16	121,506.28	9/16	121,739.22	9/16	121,972.17
5/8	120,814.73	5/8	121,047.67	5/8	121,280.62	5/8	121,513.56	5/8	121,746.50	5/8	121,979.45
11/16	120,822.01	11/16	121,054.95	11/16	121,287.90	11/16	121,520.84	11/16	121,753.78	11/16	121,986.73
3/4	120,829.29	3/4	121,062.23	3/4	121,295.18	3/4	121,528.12	3/4	121,761.06	3/4	121,994.01
13/16	120,836.57	13/16	121,069.51	13/16	121,302.45	13/16	121,535.40	13/16	121,768.34	13/16	122,001.29
7/8	120,843.85	7/8	121,076.79	7/8	121,309.73	7/8	121,542.68	7/8	121,775.62	7/8	122,008.57
15/16	120,851.13	15/16	121,084.07	15/16	121,317.01	15/16	121,549.96	15/16	121,782.90	15/16	122,015.84

This chart is Certified for Tank: 16 only. No changes are permissible without the written consent of GAUGE POINT CALIBRATION.

For calibration specification information, see certificate on page 1.

Tank No: 16
GAUGE POINT CALIBRATION
1-800-205-TANK

Red Hill, Pearl Harbor, Hawaii

Issue Date: 06/12/06

Capacities given in barrels of 42 U.S. gallons.

Gauge Height: 256'-07 1/2"

in/in	104 FT	in/in	104 FT	in/in	104 FT	in/in	104 FT	in/in	104 FT	in/in	105 FT
2	122,023.12	4	122,256.07	6	122,489.01	8	122,721.95	10	122,954.90	0	123,187.84
1/16	122,030.40	1/16	122,263.35	1/16	122,496.29	1/16	122,729.23	1/16	122,962.18	1/16	123,195.12
1/8	122,037.68	1/8	122,270.63	1/8	122,503.57	1/8	122,736.51	1/8	122,969.46	1/8	123,202.40
3/16	122,044.96	3/16	122,277.91	3/16	122,510.85	3/16	122,743.79	3/16	122,976.74	3/16	123,209.68
1/4	122,052.24	1/4	122,285.19	1/4	122,518.13	1/4	122,751.07	1/4	122,984.02	1/4	123,216.96
5/16	122,059.52	5/16	122,292.47	5/16	122,525.41	5/16	122,758.35	5/16	122,991.30	5/16	123,224.24
3/8	122,066.80	3/8	122,299.74	3/8	122,532.69	3/8	122,765.63	3/8	122,998.58	3/8	123,231.52
7/16	122,074.08	7/16	122,307.02	7/16	122,539.97	7/16	122,772.91	7/16	123,005.85	7/16	123,238.80
1/2	122,081.36	1/2	122,314.30	1/2	122,547.25	1/2	122,780.19	1/2	123,013.13	1/2	123,246.08
9/16	122,088.64	9/16	122,321.58	9/16	122,554.53	9/16	122,787.47	9/16	123,020.41	9/16	123,253.36
5/8	122,095.92	5/8	122,328.86	5/8	122,561.81	5/8	122,794.75	5/8	123,027.69	5/8	123,260.64
11/16	122,103.20	11/16	122,336.14	11/16	122,569.09	11/16	122,802.03	11/16	123,034.97	11/16	123,267.92
3/4	122,110.48	3/4	122,343.42	3/4	122,576.37	3/4	122,809.31	3/4	123,042.25	3/4	123,275.20
13/16	122,117.76	13/16	122,350.70	13/16	122,583.64	13/16	122,816.59	13/16	123,049.53	13/16	123,282.48
7/8	122,125.04	7/8	122,357.98	7/8	122,590.92	7/8	122,823.87	7/8	123,056.81	7/8	123,289.75
15/16	122,132.32	15/16	122,365.26	15/16	122,598.20	15/16	122,831.15	15/16	123,064.09	15/16	123,297.03
3	122,139.60	5	122,372.54	7	122,605.48	9	122,838.43	11	123,071.37	1	123,304.31
1/16	122,146.88	1/16	122,379.82	1/16	122,612.76	1/16	122,845.71	1/16	123,078.65	1/16	123,311.59
1/8	122,154.15	1/8	122,387.10	1/8	122,620.04	1/8	122,852.99	1/8	123,085.93	1/8	123,318.87
3/16	122,161.43	3/16	122,394.38	3/16	122,627.32	3/16	122,860.27	3/16	123,093.21	3/16	123,326.15
1/4	122,168.71	1/4	122,401.66	1/4	122,634.60	1/4	122,867.54	1/4	123,100.49	1/4	123,333.43
5/16	122,175.99	5/16	122,408.94	5/16	122,641.88	5/16	122,874.82	5/16	123,107.77	5/16	123,340.71
3/8	122,183.27	3/8	122,416.22	3/8	122,649.16	3/8	122,882.10	3/8	123,115.05	3/8	123,347.99
7/16	122,190.55	7/16	122,423.50	7/16	122,656.44	7/16	122,889.38	7/16	123,122.33	7/16	123,355.27
1/2	122,197.83	1/2	122,430.78	1/2	122,663.72	1/2	122,896.66	1/2	123,129.61	1/2	123,362.55
9/16	122,205.11	9/16	122,438.05	9/16	122,671.00	9/16	122,903.94	9/16	123,136.89	9/16	123,369.83
5/8	122,212.39	5/8	122,445.33	5/8	122,678.28	5/8	122,911.22	5/8	123,144.17	5/8	123,377.11
11/16	122,219.67	11/16	122,452.61	11/16	122,685.56	11/16	122,918.50	11/16	123,151.44	11/16	123,384.39
3/4	122,226.95	3/4	122,459.89	3/4	122,692.84	3/4	122,925.78	3/4	123,158.72	3/4	123,391.67
13/16	122,234.23	13/16	122,467.17	13/16	122,700.12	13/16	122,933.06	13/16	123,166.00	13/16	123,398.95
7/8	122,241.51	7/8	122,474.45	7/8	122,707.40	7/8	122,940.34	7/8	123,173.28	7/8	123,406.23
15/16	122,248.79	15/16	122,481.73	15/16	122,714.68	15/16	122,947.62	15/16	123,180.56	15/16	123,413.51

This chart is Certified for Tank: 16 only. No changes are permissible without the written consent of GAUGE POINT CALIBRATION.

For calibration specification information, see certificate on page 1.

Tank No: 16
GAUGE POINT CALIBRATION
1-800-205-TANK

Red Hill, Pearl Harbor, Hawaii

Issue Date: 06/12/06

Capacities given in barrels of 42 U.S. gallons.

Gauge Height: 256'-07 1/2"

in/in	105 FT	in/in	105 FT	in/in	105 FT	in/in	105 FT	in/in	105 FT	in/in	106 FT
2	123,420.79	4	123,653.73	6	123,886.67	8	124,119.62	10	124,352.56	0	124,585.50
1/16	123,428.07	1/16	123,661.01	1/16	123,893.95	1/16	124,126.90	1/16	124,359.84	1/16	124,592.78
1/8	123,435.34	1/8	123,668.29	1/8	123,901.23	1/8	124,134.18	1/8	124,367.12	1/8	124,600.06
3/16	123,442.62	3/16	123,675.57	3/16	123,908.51	3/16	124,141.45	3/16	124,374.40	3/16	124,607.34
1/4	123,449.90	1/4	123,682.85	1/4	123,915.79	1/4	124,148.73	1/4	124,381.68	1/4	124,614.62
5/16	123,457.18	5/16	123,690.13	5/16	123,923.07	5/16	124,156.01	5/16	124,388.96	5/16	124,621.90
3/8	123,464.46	3/8	123,697.41	3/8	123,930.35	3/8	124,163.29	3/8	124,396.24	3/8	124,629.18
7/16	123,471.74	7/16	123,704.69	7/16	123,937.63	7/16	124,170.57	7/16	124,403.52	7/16	124,636.46
1/2	123,479.02	1/2	123,711.97	1/2	123,944.91	1/2	124,177.85	1/2	124,410.80	1/2	124,643.74
9/16	123,486.30	9/16	123,719.24	9/16	123,952.19	9/16	124,185.13	9/16	124,418.08	9/16	124,651.02
5/8	123,493.58	5/8	123,726.52	5/8	123,959.47	5/8	124,192.41	5/8	124,425.35	5/8	124,658.30
11/16	123,500.86	11/16	123,733.80	11/16	123,966.75	11/16	124,199.69	11/16	124,432.63	11/16	124,665.58
3/4	123,508.14	3/4	123,741.08	3/4	123,974.03	3/4	124,206.97	3/4	124,439.91	3/4	124,672.86
13/16	123,515.42	13/16	123,748.36	13/16	123,981.31	13/16	124,214.25	13/16	124,447.19	13/16	124,680.14
7/8	123,522.70	7/8	123,755.64	7/8	123,988.59	7/8	124,221.53	7/8	124,454.47	7/8	124,687.42
15/16	123,529.98	15/16	123,762.92	15/16	123,995.87	15/16	124,228.81	15/16	124,461.75	15/16	124,694.70
3	123,537.26	5	123,770.20	7	124,003.14	9	124,236.09	11	124,469.03	1	124,701.98
1/16	123,544.54	1/16	123,777.48	1/16	124,010.42	1/16	124,243.37	1/16	124,476.31	1/16	124,709.25
1/8	123,551.82	1/8	123,784.76	1/8	124,017.70	1/8	124,250.65	1/8	124,483.59	1/8	124,716.53
3/16	123,559.10	3/16	123,792.04	3/16	124,024.98	3/16	124,257.93	3/16	124,490.87	3/16	124,723.81
1/4	123,566.38	1/4	123,799.32	1/4	124,032.26	1/4	124,265.21	1/4	124,498.15	1/4	124,731.09
5/16	123,573.65	5/16	123,806.60	5/16	124,039.54	5/16	124,272.49	5/16	124,505.43	5/16	124,738.37
3/8	123,580.93	3/8	123,813.88	3/8	124,046.82	3/8	124,279.77	3/8	124,512.71	3/8	124,745.65
7/16	123,588.21	7/16	123,821.16	7/16	124,054.10	7/16	124,287.04	7/16	124,519.99	7/16	124,752.93
1/2	123,595.49	1/2	123,828.44	1/2	124,061.38	1/2	124,294.32	1/2	124,527.27	1/2	124,760.21
9/16	123,602.77	9/16	123,835.72	9/16	124,068.66	9/16	124,301.60	9/16	124,534.55	9/16	124,767.49
5/8	123,610.05	5/8	123,843.00	5/8	124,075.94	5/8	124,308.88	5/8	124,541.83	5/8	124,774.77
11/16	123,617.33	11/16	123,850.28	11/16	124,083.22	11/16	124,316.16	11/16	124,549.11	11/16	124,782.05
3/4	123,624.61	3/4	123,857.55	3/4	124,090.50	3/4	124,323.44	3/4	124,556.39	3/4	124,789.33
13/16	123,631.89	13/16	123,864.83	13/16	124,097.78	13/16	124,330.72	13/16	124,563.67	13/16	124,796.61
7/8	123,639.17	7/8	123,872.11	7/8	124,105.06	7/8	124,338.00	7/8	124,570.94	7/8	124,803.89
15/16	123,646.45	15/16	123,879.39	15/16	124,112.34	15/16	124,345.28	15/16	124,578.22	15/16	124,811.17

This chart is Certified for Tank: 16 only. No changes are permissible without the written consent of GAUGE POINT CALIBRATION.

For calibration specification information, see certificate on page 1.

Tank No: 16
GAUGE POINT CALIBRATION
1-800-205-TANK

Red Hill, Pearl Harbor, Hawaii

Issue Date: 06/12/06

Capacities given in barrels of 42 U.S. gallons.

Gauge Height: 256'-07 1/2"

in/in	106 FT	in/in	106 FT	in/in	106 FT	in/in	106 FT	in/in	106 FT	in/in	107 FT
2	124,818.45	4	125,051.39	6	125,284.33	8	125,517.28	10	125,750.22	0	125,983.17
1/16	124,825.73	1/16	125,058.67	1/16	125,291.61	1/16	125,524.56	1/16	125,757.50	1/16	125,990.44
1/8	124,833.01	1/8	125,065.95	1/8	125,298.89	1/8	125,531.84	1/8	125,764.78	1/8	125,997.72
3/16	124,840.29	3/16	125,073.23	3/16	125,306.17	3/16	125,539.12	3/16	125,772.06	3/16	126,005.00
1/4	124,847.57	1/4	125,080.51	1/4	125,313.45	1/4	125,546.40	1/4	125,779.34	1/4	126,012.28
5/16	124,854.84	5/16	125,087.79	5/16	125,320.73	5/16	125,553.68	5/16	125,786.62	5/16	126,019.56
3/8	124,862.12	3/8	125,095.07	3/8	125,328.01	3/8	125,560.95	3/8	125,793.90	3/8	126,026.84
7/16	124,869.40	7/16	125,102.35	7/16	125,335.29	7/16	125,568.23	7/16	125,801.18	7/16	126,034.12
1/2	124,876.68	1/2	125,109.63	1/2	125,342.57	1/2	125,575.51	1/2	125,808.46	1/2	126,041.40
9/16	124,883.96	9/16	125,116.91	9/16	125,349.85	9/16	125,582.79	9/16	125,815.74	9/16	126,048.68
5/8	124,891.24	5/8	125,124.19	5/8	125,357.13	5/8	125,590.07	5/8	125,823.02	5/8	126,055.96
11/16	124,898.52	11/16	125,131.47	11/16	125,364.41	11/16	125,597.35	11/16	125,830.30	11/16	126,063.24
3/4	124,905.80	3/4	125,138.74	3/4	125,371.69	3/4	125,604.63	3/4	125,837.58	3/4	126,070.52
13/16	124,913.08	13/16	125,146.02	13/16	125,378.97	13/16	125,611.91	13/16	125,844.85	13/16	126,077.80
7/8	124,920.36	7/8	125,153.30	7/8	125,386.25	7/8	125,619.19	7/8	125,852.13	7/8	126,085.08
15/16	124,927.64	15/16	125,160.58	15/16	125,393.53	15/16	125,626.47	15/16	125,859.41	15/16	126,092.36
3	124,934.92	5	125,167.86	7	125,400.81	9	125,633.75	11	125,866.69	1	126,099.64
1/16	124,942.20	1/16	125,175.14	1/16	125,408.09	1/16	125,641.03	1/16	125,873.97	1/16	126,106.92
1/8	124,949.48	1/8	125,182.42	1/8	125,415.37	1/8	125,648.31	1/8	125,881.25	1/8	126,114.20
3/16	124,956.76	3/16	125,189.70	3/16	125,422.64	3/16	125,655.59	3/16	125,888.53	3/16	126,121.48
1/4	124,964.04	1/4	125,196.98	1/4	125,429.92	1/4	125,662.87	1/4	125,895.81	1/4	126,128.75
5/16	124,971.32	5/16	125,204.26	5/16	125,437.20	5/16	125,670.15	5/16	125,903.09	5/16	126,136.03
3/8	124,978.60	3/8	125,211.54	3/8	125,444.48	3/8	125,677.43	3/8	125,910.37	3/8	126,143.31
7/16	124,985.88	7/16	125,218.82	7/16	125,451.76	7/16	125,684.71	7/16	125,917.65	7/16	126,150.59
1/2	124,993.15	1/2	125,226.10	1/2	125,459.04	1/2	125,691.99	1/2	125,924.93	1/2	126,157.87
9/16	125,000.43	9/16	125,233.38	9/16	125,466.32	9/16	125,699.27	9/16	125,932.21	9/16	126,165.15
5/8	125,007.71	5/8	125,240.66	5/8	125,473.60	5/8	125,706.54	5/8	125,939.49	5/8	126,172.43
11/16	125,014.99	11/16	125,247.94	11/16	125,480.88	11/16	125,713.82	11/16	125,946.77	11/16	126,179.71
3/4	125,022.27	3/4	125,255.22	3/4	125,488.16	3/4	125,721.10	3/4	125,954.05	3/4	126,186.99
13/16	125,029.55	13/16	125,262.50	13/16	125,495.44	13/16	125,728.38	13/16	125,961.33	13/16	126,194.27
7/8	125,036.83	7/8	125,269.78	7/8	125,502.72	7/8	125,735.66	7/8	125,968.61	7/8	126,201.55
15/16	125,044.11	15/16	125,277.05	15/16	125,510.00	15/16	125,742.94	15/16	125,975.89	15/16	126,208.83

This chart is Certified for Tank: 16 only. No changes are permissible without the written consent of GAUGE POINT CALIBRATION.

For calibration specification information, see certificate on page 1.

Tank No: 16
GAUGE POINT CALIBRATION
1-800-205-TANK

Red Hill, Pearl Harbor, Hawaii

Issue Date: 06/12/06

Capacities given in barrels of 42 U.S. gallons.

Gauge Height: 256'-07 1/2"

in/in	107 FT	in/in	107 FT	in/in	107 FT	in/in	107 FT	in/in	107 FT	in/in	108 FT
2	126,216.11	4	126,449.05	6	126,682.00	8	126,914.94	10	127,147.88	0	127,380.83
1/16	126,223.39	1/16	126,456.33	1/16	126,689.28	1/16	126,922.22	1/16	127,155.16	1/16	127,388.11
1/8	126,230.67	1/8	126,463.61	1/8	126,696.55	1/8	126,929.50	1/8	127,162.44	1/8	127,395.39
3/16	126,237.95	3/16	126,470.89	3/16	126,703.83	3/16	126,936.78	3/16	127,169.72	3/16	127,402.67
1/4	126,245.23	1/4	126,478.17	1/4	126,711.11	1/4	126,944.06	1/4	127,177.00	1/4	127,409.94
5/16	126,252.51	5/16	126,485.45	5/16	126,718.39	5/16	126,951.34	5/16	127,184.28	5/16	127,417.22
3/8	126,259.79	3/8	126,492.73	3/8	126,725.67	3/8	126,958.62	3/8	127,191.56	3/8	127,424.50
7/16	126,267.07	7/16	126,500.01	7/16	126,732.95	7/16	126,965.90	7/16	127,198.84	7/16	127,431.78
1/2	126,274.34	1/2	126,507.29	1/2	126,740.23	1/2	126,973.18	1/2	127,206.12	1/2	127,439.06
9/16	126,281.62	9/16	126,514.57	9/16	126,747.51	9/16	126,980.45	9/16	127,213.40	9/16	127,446.34
5/8	126,288.90	5/8	126,521.85	5/8	126,754.79	5/8	126,987.73	5/8	127,220.68	5/8	127,453.62
11/16	126,296.18	11/16	126,529.13	11/16	126,762.07	11/16	126,995.01	11/16	127,227.96	11/16	127,460.90
3/4	126,303.46	3/4	126,536.41	3/4	126,769.35	3/4	127,002.29	3/4	127,235.24	3/4	127,468.18
13/16	126,310.74	13/16	126,543.69	13/16	126,776.63	13/16	127,009.57	13/16	127,242.52	13/16	127,475.46
7/8	126,318.02	7/8	126,550.97	7/8	126,783.91	7/8	127,016.85	7/8	127,249.80	7/8	127,482.74
15/16	126,325.30	15/16	126,558.24	15/16	126,791.19	15/16	127,024.13	15/16	127,257.08	15/16	127,490.02
3	126,332.58	5	126,565.52	7	126,798.47	9	127,031.41	11	127,264.35	1	127,497.30
1/16	126,339.86	1/16	126,572.80	1/16	126,805.75	1/16	127,038.69	1/16	127,271.63	1/16	127,504.58
1/8	126,347.14	1/8	126,580.08	1/8	126,813.03	1/8	127,045.97	1/8	127,278.91	1/8	127,511.86
3/16	126,354.42	3/16	126,587.36	3/16	126,820.31	3/16	127,053.25	3/16	127,286.19	3/16	127,519.14
1/4	126,361.70	1/4	126,594.64	1/4	126,827.59	1/4	127,060.53	1/4	127,293.47	1/4	127,526.42
5/16	126,368.98	5/16	126,601.92	5/16	126,834.87	5/16	127,067.81	5/16	127,300.75	5/16	127,533.70
3/8	126,376.26	3/8	126,609.20	3/8	126,842.14	3/8	127,075.09	3/8	127,308.03	3/8	127,540.98
7/16	126,383.54	7/16	126,616.48	7/16	126,849.42	7/16	127,082.37	7/16	127,315.31	7/16	127,548.26
1/2	126,390.82	1/2	126,623.76	1/2	126,856.70	1/2	127,089.65	1/2	127,322.59	1/2	127,555.53
9/16	126,398.10	9/16	126,631.04	9/16	126,863.98	9/16	127,096.93	9/16	127,329.87	9/16	127,562.81
5/8	126,405.38	5/8	126,638.32	5/8	126,871.26	5/8	127,104.21	5/8	127,337.15	5/8	127,570.09
11/16	126,412.65	11/16	126,645.60	11/16	126,878.54	11/16	127,111.49	11/16	127,344.43	11/16	127,577.37
3/4	126,419.93	3/4	126,652.88	3/4	126,885.82	3/4	127,118.77	3/4	127,351.71	3/4	127,584.65
13/16	126,427.21	13/16	126,660.16	13/16	126,893.10	13/16	127,126.04	13/16	127,358.99	13/16	127,591.93
7/8	126,434.49	7/8	126,667.44	7/8	126,900.38	7/8	127,133.32	7/8	127,366.27	7/8	127,599.21
15/16	126,441.77	15/16	126,674.72	15/16	126,907.66	15/16	127,140.60	15/16	127,373.55	15/16	127,606.49

This chart is Certified for Tank: 16 only. No changes are permissible without the written consent of GAUGE POINT CALIBRATION.

For calibration specification information, see certificate on page 1.

Tank No: 16
GAUGE POINT CALIBRATION
1-800-205-TANK

Red Hill, Pearl Harbor, Hawaii

Issue Date: 06/12/06

Capacities given in barrels of 42 U.S. gallons.

Gauge Height: 256'-07 1/2"

in/in	108 FT	in/in	108 FT	in/in	108 FT	in/in	108 FT	in/in	108 FT	in/in	109 FT
2	127,613.77	4	127,846.71	6	128,079.66	8	128,312.60	10	128,545.54	0	128,778.49
1/16	127,621.05	1/16	127,853.99	1/16	128,086.94	1/16	128,319.88	1/16	128,552.82	1/16	128,785.77
1/8	127,628.33	1/8	127,861.27	1/8	128,094.22	1/8	128,327.16	1/8	128,560.10	1/8	128,793.05
3/16	127,635.61	3/16	127,868.55	3/16	128,101.50	3/16	128,334.44	3/16	128,567.38	3/16	128,800.33
1/4	127,642.89	1/4	127,875.83	1/4	128,108.78	1/4	128,341.72	1/4	128,574.66	1/4	128,807.61
5/16	127,650.17	5/16	127,883.11	5/16	128,116.06	5/16	128,349.00	5/16	128,581.94	5/16	128,814.89
3/8	127,657.45	3/8	127,890.39	3/8	128,123.33	3/8	128,356.28	3/8	128,589.22	3/8	128,822.17
7/16	127,664.73	7/16	127,897.67	7/16	128,130.61	7/16	128,363.56	7/16	128,596.50	7/16	128,829.44
1/2	127,672.01	1/2	127,904.95	1/2	128,137.89	1/2	128,370.84	1/2	128,603.78	1/2	128,836.72
9/16	127,679.29	9/16	127,912.23	9/16	128,145.17	9/16	128,378.12	9/16	128,611.06	9/16	128,844.00
5/8	127,686.57	5/8	127,919.51	5/8	128,152.45	5/8	128,385.40	5/8	128,618.34	5/8	128,851.28
11/16	127,693.84	11/16	127,926.79	11/16	128,159.73	11/16	128,392.68	11/16	128,625.62	11/16	128,858.56
3/4	127,701.12	3/4	127,934.07	3/4	128,167.01	3/4	128,399.96	3/4	128,632.90	3/4	128,865.84
13/16	127,708.40	13/16	127,941.35	13/16	128,174.29	13/16	128,407.23	13/16	128,640.18	13/16	128,873.12
7/8	127,715.68	7/8	127,948.63	7/8	128,181.57	7/8	128,414.51	7/8	128,647.46	7/8	128,880.40
15/16	127,722.96	15/16	127,955.91	15/16	128,188.85	15/16	128,421.79	15/16	128,654.74	15/16	128,887.68
3	127,730.24	5	127,963.19	7	128,196.13	9	128,429.07	11	128,662.02	1	128,894.96
1/16	127,737.52	1/16	127,970.47	1/16	128,203.41	1/16	128,436.35	1/16	128,669.30	1/16	128,902.24
1/8	127,744.80	1/8	127,977.74	1/8	128,210.69	1/8	128,443.63	1/8	128,676.58	1/8	128,909.52
3/16	127,752.08	3/16	127,985.02	3/16	128,217.97	3/16	128,450.91	3/16	128,683.86	3/16	128,916.80
1/4	127,759.36	1/4	127,992.30	1/4	128,225.25	1/4	128,458.19	1/4	128,691.13	1/4	128,924.08
5/16	127,766.64	5/16	127,999.58	5/16	128,232.53	5/16	128,465.47	5/16	128,698.41	5/16	128,931.36
3/8	127,773.92	3/8	128,006.86	3/8	128,239.81	3/8	128,472.75	3/8	128,705.69	3/8	128,938.64
7/16	127,781.20	7/16	128,014.14	7/16	128,247.09	7/16	128,480.03	7/16	128,712.97	7/16	128,945.92
1/2	127,788.48	1/2	128,021.42	1/2	128,254.37	1/2	128,487.31	1/2	128,720.25	1/2	128,953.20
9/16	127,795.76	9/16	128,028.70	9/16	128,261.64	9/16	128,494.59	9/16	128,727.53	9/16	128,960.48
5/8	127,803.04	5/8	128,035.98	5/8	128,268.92	5/8	128,501.87	5/8	128,734.81	5/8	128,967.76
11/16	127,810.32	11/16	128,043.26	11/16	128,276.20	11/16	128,509.15	11/16	128,742.09	11/16	128,975.03
3/4	127,817.60	3/4	128,050.54	3/4	128,283.48	3/4	128,516.43	3/4	128,749.37	3/4	128,982.31
13/16	127,824.88	13/16	128,057.82	13/16	128,290.76	13/16	128,523.71	13/16	128,756.65	13/16	128,989.59
7/8	127,832.16	7/8	128,065.10	7/8	128,298.04	7/8	128,530.99	7/8	128,763.93	7/8	128,996.87
15/16	127,839.43	15/16	128,072.38	15/16	128,305.32	15/16	128,538.27	15/16	128,771.21	15/16	129,004.15

This chart is Certified for Tank: 16 only. No changes are permissible without the written consent of GAUGE POINT CALIBRATION.

For calibration specification information, see certificate on page 1.

Tank No: 16
GAUGE POINT CALIBRATION
1-800-205-TANK

Red Hill, Pearl Harbor, Hawaii

Issue Date: 06/12/06

Capacities given in barrels of 42 U.S. gallons.

Gauge Height: 256'-07 1/2"

in/in	109 FT	in/in	109 FT	in/in	109 FT	in/in	109 FT	in/in	109 FT	in/in	110 FT
2	129,011.43	4	129,244.38	6	129,477.32	8	129,710.26	10	129,943.21	0	130,176.15
1/16	129,018.71	1/16	129,251.66	1/16	129,484.60	1/16	129,717.54	1/16	129,950.49	1/16	130,183.43
1/8	129,025.99	1/8	129,258.93	1/8	129,491.88	1/8	129,724.82	1/8	129,957.77	1/8	130,190.71
3/16	129,033.27	3/16	129,266.21	3/16	129,499.16	3/16	129,732.10	3/16	129,965.04	3/16	130,197.99
1/4	129,040.55	1/4	129,273.49	1/4	129,506.44	1/4	129,739.38	1/4	129,972.32	1/4	130,205.27
5/16	129,047.83	5/16	129,280.77	5/16	129,513.72	5/16	129,746.66	5/16	129,979.60	5/16	130,212.55
3/8	129,055.11	3/8	129,288.05	3/8	129,521.00	3/8	129,753.94	3/8	129,986.88	3/8	130,219.83
7/16	129,062.39	7/16	129,295.33	7/16	129,528.28	7/16	129,761.22	7/16	129,994.16	7/16	130,227.11
1/2	129,069.67	1/2	129,302.61	1/2	129,535.56	1/2	129,768.50	1/2	130,001.44	1/2	130,234.39
9/16	129,076.95	9/16	129,309.89	9/16	129,542.83	9/16	129,775.78	9/16	130,008.72	9/16	130,241.67
5/8	129,084.23	5/8	129,317.17	5/8	129,550.11	5/8	129,783.06	5/8	130,016.00	5/8	130,248.94
11/16	129,091.51	11/16	129,324.45	11/16	129,557.39	11/16	129,790.34	11/16	130,023.28	11/16	130,256.22
3/4	129,098.79	3/4	129,331.73	3/4	129,564.67	3/4	129,797.62	3/4	130,030.56	3/4	130,263.50
13/16	129,106.07	13/16	129,339.01	13/16	129,571.95	13/16	129,804.90	13/16	130,037.84	13/16	130,270.78
7/8	129,113.34	7/8	129,346.29	7/8	129,579.23	7/8	129,812.18	7/8	130,045.12	7/8	130,278.06
15/16	129,120.62	15/16	129,353.57	15/16	129,586.51	15/16	129,819.46	15/16	130,052.40	15/16	130,285.34
3	129,127.90	5	129,360.85	7	129,593.79	9	129,826.73	11	130,059.68	1	130,292.62
1/16	129,135.18	1/16	129,368.13	1/16	129,601.07	1/16	129,834.01	1/16	130,066.96	1/16	130,299.90
1/8	129,142.46	1/8	129,375.41	1/8	129,608.35	1/8	129,841.29	1/8	130,074.24	1/8	130,307.18
3/16	129,149.74	3/16	129,382.69	3/16	129,615.63	3/16	129,848.57	3/16	130,081.52	3/16	130,314.46
1/4	129,157.02	1/4	129,389.97	1/4	129,622.91	1/4	129,855.85	1/4	130,088.80	1/4	130,321.74
5/16	129,164.30	5/16	129,397.24	5/16	129,630.19	5/16	129,863.13	5/16	130,096.08	5/16	130,329.02
3/8	129,171.58	3/8	129,404.52	3/8	129,637.47	3/8	129,870.41	3/8	130,103.36	3/8	130,336.30
7/16	129,178.86	7/16	129,411.80	7/16	129,644.75	7/16	129,877.69	7/16	130,110.63	7/16	130,343.58
1/2	129,186.14	1/2	129,419.08	1/2	129,652.03	1/2	129,884.97	1/2	130,117.91	1/2	130,350.86
9/16	129,193.42	9/16	129,426.36	9/16	129,659.31	9/16	129,892.25	9/16	130,125.19	9/16	130,358.14
5/8	129,200.70	5/8	129,433.64	5/8	129,666.59	5/8	129,899.53	5/8	130,132.47	5/8	130,365.42
11/16	129,207.98	11/16	129,440.92	11/16	129,673.87	11/16	129,906.81	11/16	130,139.75	11/16	130,372.70
3/4	129,215.26	3/4	129,448.20	3/4	129,681.14	3/4	129,914.09	3/4	130,147.03	3/4	130,379.98
13/16	129,222.54	13/16	129,455.48	13/16	129,688.42	13/16	129,921.37	13/16	130,154.31	13/16	130,387.26
7/8	129,229.82	7/8	129,462.76	7/8	129,695.70	7/8	129,928.65	7/8	130,161.59	7/8	130,394.53
15/16	129,237.10	15/16	129,470.04	15/16	129,702.98	15/16	129,935.93	15/16	130,168.87	15/16	130,401.81

This chart is Certified for Tank: 16 only. No changes are permissible without the written consent of GAUGE POINT CALIBRATION.

For calibration specification information, see certificate on page 1.

Tank No: 16
GAUGE POINT CALIBRATION
1-800-205-TANK

Red Hill, Pearl Harbor, Hawaii

Issue Date: 06/12/06

Capacities given in barrels of 42 U.S. gallons.

Gauge Height: 256'-07 1/2"

in/in	110 FT	in/in	110 FT	in/in	110 FT	in/in	110 FT	in/in	110 FT	in/in	111 FT
2	130,409.09	4	130,642.04	6	130,874.98	8	131,107.92	10	131,340.87	0	131,573.81
1/16	130,416.37	1/16	130,649.32	1/16	130,882.26	1/16	131,115.20	1/16	131,348.15	1/16	131,581.09
1/8	130,423.65	1/8	130,656.60	1/8	130,889.54	1/8	131,122.48	1/8	131,355.43	1/8	131,588.37
3/16	130,430.93	3/16	130,663.88	3/16	130,896.82	3/16	131,129.76	3/16	131,362.71	3/16	131,595.65
1/4	130,438.21	1/4	130,671.16	1/4	130,904.10	1/4	131,137.04	1/4	131,369.99	1/4	131,602.93
5/16	130,445.49	5/16	130,678.43	5/16	130,911.38	5/16	131,144.32	5/16	131,377.27	5/16	131,610.21
3/8	130,452.77	3/8	130,685.71	3/8	130,918.66	3/8	131,151.60	3/8	131,384.54	3/8	131,617.49
7/16	130,460.05	7/16	130,692.99	7/16	130,925.94	7/16	131,158.88	7/16	131,391.82	7/16	131,624.77
1/2	130,467.33	1/2	130,700.27	1/2	130,933.22	1/2	131,166.16	1/2	131,399.10	1/2	131,632.05
9/16	130,474.61	9/16	130,707.55	9/16	130,940.50	9/16	131,173.44	9/16	131,406.38	9/16	131,639.33
5/8	130,481.89	5/8	130,714.83	5/8	130,947.78	5/8	131,180.72	5/8	131,413.66	5/8	131,646.61
11/16	130,489.17	11/16	130,722.11	11/16	130,955.06	11/16	131,188.00	11/16	131,420.94	11/16	131,653.89
3/4	130,496.45	3/4	130,729.39	3/4	130,962.33	3/4	131,195.28	3/4	131,428.22	3/4	131,661.17
13/16	130,503.73	13/16	130,736.67	13/16	130,969.61	13/16	131,202.56	13/16	131,435.50	13/16	131,668.44
7/8	130,511.01	7/8	130,743.95	7/8	130,976.89	7/8	131,209.84	7/8	131,442.78	7/8	131,675.72
15/16	130,518.29	15/16	130,751.23	15/16	130,984.17	15/16	131,217.12	15/16	131,450.06	15/16	131,683.00
3	130,525.57	5	130,758.51	7	130,991.45	9	131,224.40	11	131,457.34	1	131,690.28
1/16	130,532.84	1/16	130,765.79	1/16	130,998.73	1/16	131,231.68	1/16	131,464.62	1/16	131,697.56
1/8	130,540.12	1/8	130,773.07	1/8	131,006.01	1/8	131,238.96	1/8	131,471.90	1/8	131,704.84
3/16	130,547.40	3/16	130,780.35	3/16	131,013.29	3/16	131,246.23	3/16	131,479.18	3/16	131,712.12
1/4	130,554.68	1/4	130,787.63	1/4	131,020.57	1/4	131,253.51	1/4	131,486.46	1/4	131,719.40
5/16	130,561.96	5/16	130,794.91	5/16	131,027.85	5/16	131,260.79	5/16	131,493.74	5/16	131,726.68
3/8	130,569.24	3/8	130,802.19	3/8	131,035.13	3/8	131,268.07	3/8	131,501.02	3/8	131,733.96
7/16	130,576.52	7/16	130,809.47	7/16	131,042.41	7/16	131,275.35	7/16	131,508.30	7/16	131,741.24
1/2	130,583.80	1/2	130,816.74	1/2	131,049.69	1/2	131,282.63	1/2	131,515.58	1/2	131,748.52
9/16	130,591.08	9/16	130,824.02	9/16	131,056.97	9/16	131,289.91	9/16	131,522.86	9/16	131,755.80
5/8	130,598.36	5/8	130,831.30	5/8	131,064.25	5/8	131,297.19	5/8	131,530.13	5/8	131,763.08
11/16	130,605.64	11/16	130,838.58	11/16	131,071.53	11/16	131,304.47	11/16	131,537.41	11/16	131,770.36
3/4	130,612.92	3/4	130,845.86	3/4	131,078.81	3/4	131,311.75	3/4	131,544.69	3/4	131,777.64
13/16	130,620.20	13/16	130,853.14	13/16	131,086.09	13/16	131,319.03	13/16	131,551.97	13/16	131,784.92
7/8	130,627.48	7/8	130,860.42	7/8	131,093.37	7/8	131,326.31	7/8	131,559.25	7/8	131,792.20
15/16	130,634.76	15/16	130,867.70	15/16	131,100.64	15/16	131,333.59	15/16	131,566.53	15/16	131,799.48

This chart is Certified for Tank: 16 only. No changes are permissible without the written consent of GAUGE POINT CALIBRATION.

For calibration specification information, see certificate on page 1.

Tank No: 16
GAUGE POINT CALIBRATION
1-800-205-TANK

Red Hill, Pearl Harbor, Hawaii

Issue Date: 06/12/06

Capacities given in barrels of 42 U.S. gallons.

Gauge Height: 256'-07 1/2"

in/in	111 FT	in/in	111 FT	in/in	111 FT	in/in	111 FT	in/in	111 FT	in/in	112 FT
2	131,806.76	4	132,039.70	6	132,272.64	8	132,505.59	10	132,738.53	0	132,971.47
1/16	131,814.03	1/16	132,046.98	1/16	132,279.92	1/16	132,512.87	1/16	132,745.81	1/16	132,978.75
1/8	131,821.31	1/8	132,054.26	1/8	132,287.20	1/8	132,520.14	1/8	132,753.09	1/8	132,986.03
3/16	131,828.59	3/16	132,061.54	3/16	132,294.48	3/16	132,527.42	3/16	132,760.37	3/16	132,993.31
1/4	131,835.87	1/4	132,068.82	1/4	132,301.76	1/4	132,534.70	1/4	132,767.65	1/4	133,000.59
5/16	131,843.15	5/16	132,076.10	5/16	132,309.04	5/16	132,541.98	5/16	132,774.93	5/16	133,007.87
3/8	131,850.43	3/8	132,083.38	3/8	132,316.32	3/8	132,549.26	3/8	132,782.21	3/8	133,015.15
7/16	131,857.71	7/16	132,090.66	7/16	132,323.60	7/16	132,556.54	7/16	132,789.49	7/16	133,022.43
1/2	131,864.99	1/2	132,097.93	1/2	132,330.88	1/2	132,563.82	1/2	132,796.77	1/2	133,029.71
9/16	131,872.27	9/16	132,105.21	9/16	132,338.16	9/16	132,571.10	9/16	132,804.04	9/16	133,036.99
5/8	131,879.55	5/8	132,112.49	5/8	132,345.44	5/8	132,578.38	5/8	132,811.32	5/8	133,044.27
11/16	131,886.83	11/16	132,119.77	11/16	132,352.72	11/16	132,585.66	11/16	132,818.60	11/16	133,051.55
3/4	131,894.11	3/4	132,127.05	3/4	132,360.00	3/4	132,592.94	3/4	132,825.88	3/4	133,058.83
13/16	131,901.39	13/16	132,134.33	13/16	132,367.28	13/16	132,600.22	13/16	132,833.16	13/16	133,066.11
7/8	131,908.67	7/8	132,141.61	7/8	132,374.56	7/8	132,607.50	7/8	132,840.44	7/8	133,073.39
15/16	131,915.95	15/16	132,148.89	15/16	132,381.83	15/16	132,614.78	15/16	132,847.72	15/16	133,080.67
3	131,923.23	5	132,156.17	7	132,389.11	9	132,622.06	11	132,855.00	1	133,087.94
1/16	131,930.51	1/16	132,163.45	1/16	132,396.39	1/16	132,629.34	1/16	132,862.28	1/16	133,095.22
1/8	131,937.79	1/8	132,170.73	1/8	132,403.67	1/8	132,636.62	1/8	132,869.56	1/8	133,102.50
3/16	131,945.07	3/16	132,178.01	3/16	132,410.95	3/16	132,643.90	3/16	132,876.84	3/16	133,109.78
1/4	131,952.34	1/4	132,185.29	1/4	132,418.23	1/4	132,651.18	1/4	132,884.12	1/4	133,117.06
5/16	131,959.62	5/16	132,192.57	5/16	132,425.51	5/16	132,658.46	5/16	132,891.40	5/16	133,124.34
3/8	131,966.90	3/8	132,199.85	3/8	132,432.79	3/8	132,665.73	3/8	132,898.68	3/8	133,131.62
7/16	131,974.18	7/16	132,207.13	7/16	132,440.07	7/16	132,673.01	7/16	132,905.96	7/16	133,138.90
1/2	131,981.46	1/2	132,214.41	1/2	132,447.35	1/2	132,680.29	1/2	132,913.24	1/2	133,146.18
9/16	131,988.74	9/16	132,221.69	9/16	132,454.63	9/16	132,687.57	9/16	132,920.52	9/16	133,153.46
5/8	131,996.02	5/8	132,228.97	5/8	132,461.91	5/8	132,694.85	5/8	132,927.80	5/8	133,160.74
11/16	132,003.30	11/16	132,236.24	11/16	132,469.19	11/16	132,702.13	11/16	132,935.08	11/16	133,168.02
3/4	132,010.58	3/4	132,243.52	3/4	132,476.47	3/4	132,709.41	3/4	132,942.36	3/4	133,175.30
13/16	132,017.86	13/16	132,250.80	13/16	132,483.75	13/16	132,716.69	13/16	132,949.63	13/16	133,182.58
7/8	132,025.14	7/8	132,258.08	7/8	132,491.03	7/8	132,723.97	7/8	132,956.91	7/8	133,189.86
15/16	132,032.42	15/16	132,265.36	15/16	132,498.31	15/16	132,731.25	15/16	132,964.19	15/16	133,197.14

This chart is Certified for Tank: 16 only. No changes are permissible without the written consent of GAUGE POINT CALIBRATION.

For calibration specification information, see certificate on page 1.

Tank No: 16
GAUGE POINT CALIBRATION
1-800-205-TANK

Red Hill, Pearl Harbor, Hawaii

Issue Date: 06/12/06

Capacities given in barrels of 42 U.S. gallons.

Gauge Height: 256'-07 1/2"

in/in	112 FT	in/in	112 FT	in/in	112 FT	in/in	112 FT	in/in	112 FT	in/in	113 FT
2	133,204.42	4	133,437.36	6	133,670.30	8	133,903.25	10	134,136.19	0	134,369.13
1/16	133,211.70	1/16	133,444.64	1/16	133,677.58	1/16	133,910.53	1/16	134,143.47	1/16	134,376.41
1/8	133,218.98	1/8	133,451.92	1/8	133,684.86	1/8	133,917.81	1/8	134,150.75	1/8	134,383.69
3/16	133,226.26	3/16	133,459.20	3/16	133,692.14	3/16	133,925.09	3/16	134,158.03	3/16	134,390.97
1/4	133,233.53	1/4	133,466.48	1/4	133,699.42	1/4	133,932.37	1/4	134,165.31	1/4	134,398.25
5/16	133,240.81	5/16	133,473.76	5/16	133,706.70	5/16	133,939.65	5/16	134,172.59	5/16	134,405.53
3/8	133,248.09	3/8	133,481.04	3/8	133,713.98	3/8	133,946.92	3/8	134,179.87	3/8	134,412.81
7/16	133,255.37	7/16	133,488.32	7/16	133,721.26	7/16	133,954.20	7/16	134,187.15	7/16	134,420.09
1/2	133,262.65	1/2	133,495.60	1/2	133,728.54	1/2	133,961.48	1/2	134,194.43	1/2	134,427.37
9/16	133,269.93	9/16	133,502.88	9/16	133,735.82	9/16	133,968.76	9/16	134,201.71	9/16	134,434.65
5/8	133,277.21	5/8	133,510.16	5/8	133,743.10	5/8	133,976.04	5/8	134,208.99	5/8	134,441.93
11/16	133,284.49	11/16	133,517.43	11/16	133,750.38	11/16	133,983.32	11/16	134,216.27	11/16	134,449.21
3/4	133,291.77	3/4	133,524.71	3/4	133,757.66	3/4	133,990.60	3/4	134,223.55	3/4	134,456.49
13/16	133,299.05	13/16	133,531.99	13/16	133,764.94	13/16	133,997.88	13/16	134,230.82	13/16	134,463.77
7/8	133,306.33	7/8	133,539.27	7/8	133,772.22	7/8	134,005.16	7/8	134,238.10	7/8	134,471.05
15/16	133,313.61	15/16	133,546.55	15/16	133,779.50	15/16	134,012.44	15/16	134,245.38	15/16	134,478.33
3	133,320.89	5	133,553.83	7	133,786.78	9	134,019.72	11	134,252.66	1	134,485.61
1/16	133,328.17	1/16	133,561.11	1/16	133,794.06	1/16	134,027.00	1/16	134,259.94	1/16	134,492.89
1/8	133,335.45	1/8	133,568.39	1/8	133,801.33	1/8	134,034.28	1/8	134,267.22	1/8	134,500.17
3/16	133,342.73	3/16	133,575.67	3/16	133,808.61	3/16	134,041.56	3/16	134,274.50	3/16	134,507.45
1/4	133,350.01	1/4	133,582.95	1/4	133,815.89	1/4	134,048.84	1/4	134,281.78	1/4	134,514.72
5/16	133,357.29	5/16	133,590.23	5/16	133,823.17	5/16	134,056.12	5/16	134,289.06	5/16	134,522.00
3/8	133,364.57	3/8	133,597.51	3/8	133,830.45	3/8	134,063.40	3/8	134,296.34	3/8	134,529.28
7/16	133,371.85	7/16	133,604.79	7/16	133,837.73	7/16	134,070.68	7/16	134,303.62	7/16	134,536.56
1/2	133,379.12	1/2	133,612.07	1/2	133,845.01	1/2	134,077.96	1/2	134,310.90	1/2	134,543.84
9/16	133,386.40	9/16	133,619.35	9/16	133,852.29	9/16	134,085.23	9/16	134,318.18	9/16	134,551.12
5/8	133,393.68	5/8	133,626.63	5/8	133,859.57	5/8	134,092.51	5/8	134,325.46	5/8	134,558.40
11/16	133,400.96	11/16	133,633.91	11/16	133,866.85	11/16	134,099.79	11/16	134,332.74	11/16	134,565.68
3/4	133,408.24	3/4	133,641.19	3/4	133,874.13	3/4	134,107.07	3/4	134,340.02	3/4	134,572.96
13/16	133,415.52	13/16	133,648.47	13/16	133,881.41	13/16	134,114.35	13/16	134,347.30	13/16	134,580.24
7/8	133,422.80	7/8	133,655.75	7/8	133,888.69	7/8	134,121.63	7/8	134,354.58	7/8	134,587.52
15/16	133,430.08	15/16	133,663.02	15/16	133,895.97	15/16	134,128.91	15/16	134,361.86	15/16	134,594.80

This chart is Certified for Tank: 16 only. No changes are permissible without the written consent of GAUGE POINT CALIBRATION.

For calibration specification information, see certificate on page 1.

Tank No: 16
GAUGE POINT CALIBRATION
1-800-205-TANK

Red Hill, Pearl Harbor, Hawaii

Issue Date: 06/12/06

Capacities given in barrels of 42 U.S. gallons.

Gauge Height: 256'-07 1/2"

in/in	113 FT	in/in	113 FT	in/in	113 FT	in/in	113 FT	in/in	113 FT	in/in	114 FT
2	134,602.08	4	134,834.83	6	135,067.39	8	135,299.95	10	135,532.51	0	135,765.06
1/16	134,609.36	1/16	134,842.10	1/16	135,074.66	1/16	135,307.21	1/16	135,539.77	1/16	135,772.33
1/8	134,616.64	1/8	134,849.36	1/8	135,081.92	1/8	135,314.48	1/8	135,547.04	1/8	135,779.60
3/16	134,623.92	3/16	134,856.63	3/16	135,089.19	3/16	135,321.75	3/16	135,554.31	3/16	135,786.87
1/4	134,631.20	1/4	134,863.90	1/4	135,096.46	1/4	135,329.02	1/4	135,561.58	1/4	135,794.13
5/16	134,638.48	5/16	134,871.17	5/16	135,103.73	5/16	135,336.28	5/16	135,568.84	5/16	135,801.40
3/8	134,645.76	3/8	134,878.43	3/8	135,110.99	3/8	135,343.55	3/8	135,576.11	3/8	135,808.67
7/16	134,653.03	7/16	134,885.70	7/16	135,118.26	7/16	135,350.82	7/16	135,583.38	7/16	135,815.94
1/2	134,660.31	1/2	134,892.97	1/2	135,125.53	1/2	135,358.09	1/2	135,590.64	1/2	135,823.20
9/16	134,667.59	9/16	134,900.24	9/16	135,132.80	9/16	135,365.35	9/16	135,597.91	9/16	135,830.47
5/8	134,674.87	5/8	134,907.50	5/8	135,140.06	5/8	135,372.62	5/8	135,605.18	5/8	135,837.74
11/16	134,682.15	11/16	134,914.77	11/16	135,147.33	11/16	135,379.89	11/16	135,612.45	11/16	135,845.01
3/4	134,689.43	3/4	134,922.04	3/4	135,154.60	3/4	135,387.16	3/4	135,619.71	3/4	135,852.27
13/16	134,696.71	13/16	134,929.31	13/16	135,161.87	13/16	135,394.42	13/16	135,626.98	13/16	135,859.54
7/8	134,703.99	7/8	134,936.57	7/8	135,169.13	7/8	135,401.69	7/8	135,634.25	7/8	135,866.81
15/16	134,711.27	15/16	134,943.84	15/16	135,176.40	15/16	135,408.96	15/16	135,641.52	15/16	135,874.08
3	134,718.55	5	134,951.11	7	135,183.67	9	135,416.23	11	135,648.78	1	135,881.34
1/16	134,725.82	1/16	134,958.38	1/16	135,190.93	1/16	135,423.49	1/16	135,656.05	1/16	135,888.61
1/8	134,733.09	1/8	134,965.64	1/8	135,198.20	1/8	135,430.76	1/8	135,663.32	1/8	135,895.88
3/16	134,740.35	3/16	134,972.91	3/16	135,205.47	3/16	135,438.03	3/16	135,670.59	3/16	135,903.15
1/4	134,747.62	1/4	134,980.18	1/4	135,212.74	1/4	135,445.30	1/4	135,677.85	1/4	135,910.41
5/16	134,754.89	5/16	134,987.45	5/16	135,220.00	5/16	135,452.56	5/16	135,685.12	5/16	135,917.68
3/8	134,762.15	3/8	134,994.71	3/8	135,227.27	3/8	135,459.83	3/8	135,692.39	3/8	135,924.95
7/16	134,769.42	7/16	135,001.98	7/16	135,234.54	7/16	135,467.10	7/16	135,699.66	7/16	135,932.22
1/2	134,776.69	1/2	135,009.25	1/2	135,241.81	1/2	135,474.37	1/2	135,706.92	1/2	135,939.48
9/16	134,783.96	9/16	135,016.52	9/16	135,249.07	9/16	135,481.63	9/16	135,714.19	9/16	135,946.75
5/8	134,791.22	5/8	135,023.78	5/8	135,256.34	5/8	135,488.90	5/8	135,721.46	5/8	135,954.02
11/16	134,798.49	11/16	135,031.05	11/16	135,263.61	11/16	135,496.17	11/16	135,728.73	11/16	135,961.29
3/4	134,805.76	3/4	135,038.32	3/4	135,270.88	3/4	135,503.44	3/4	135,735.99	3/4	135,968.55
13/16	134,813.03	13/16	135,045.59	13/16	135,278.14	13/16	135,510.70	13/16	135,743.26	13/16	135,975.82
7/8	134,820.29	7/8	135,052.85	7/8	135,285.41	7/8	135,517.97	7/8	135,750.53	7/8	135,983.09
15/16	134,827.56	15/16	135,060.12	15/16	135,292.68	15/16	135,525.24	15/16	135,757.80	15/16	135,990.36

This chart is Certified for Tank: 16 only. No changes are permissible without the written consent of GAUGE POINT CALIBRATION.

For calibration specification information, see certificate on page 1.

Tank No: 16
GAUGE POINT CALIBRATION
1-800-205-TANK

Red Hill, Pearl Harbor, Hawaii

Issue Date: 06/12/06

Capacities given in barrels of 42 U.S. gallons.

Gauge Height: 256'-07 1/2"

in/in	114 FT	in/in	114 FT	in/in	114 FT	in/in	114 FT	in/in	114 FT	in/in	115 FT
2	135,997.62	4	136,230.18	6	136,462.74	8	136,695.30	10	136,927.86	0	137,160.42
1/16	136,004.89	1/16	136,237.45	1/16	136,470.01	1/16	136,702.57	1/16	136,935.12	1/16	137,167.68
1/8	136,012.16	1/8	136,244.72	1/8	136,477.27	1/8	136,709.83	1/8	136,942.39	1/8	137,174.95
3/16	136,019.42	3/16	136,251.98	3/16	136,484.54	3/16	136,717.10	3/16	136,949.66	3/16	137,182.22
1/4	136,026.69	1/4	136,259.25	1/4	136,491.81	1/4	136,724.37	1/4	136,956.93	1/4	137,189.49
5/16	136,033.96	5/16	136,266.52	5/16	136,499.08	5/16	136,731.64	5/16	136,964.19	5/16	137,196.75
3/8	136,041.23	3/8	136,273.79	3/8	136,506.34	3/8	136,738.90	3/8	136,971.46	3/8	137,204.02
7/16	136,048.49	7/16	136,281.05	7/16	136,513.61	7/16	136,746.17	7/16	136,978.73	7/16	137,211.29
1/2	136,055.76	1/2	136,288.32	1/2	136,520.88	1/2	136,753.44	1/2	136,986.00	1/2	137,218.56
9/16	136,063.03	9/16	136,295.59	9/16	136,528.15	9/16	136,760.71	9/16	136,993.26	9/16	137,225.82
5/8	136,070.30	5/8	136,302.86	5/8	136,535.41	5/8	136,767.97	5/8	137,000.53	5/8	137,233.09
11/16	136,077.56	11/16	136,310.12	11/16	136,542.68	11/16	136,775.24	11/16	137,007.80	11/16	137,240.36
3/4	136,084.83	3/4	136,317.39	3/4	136,549.95	3/4	136,782.51	3/4	137,015.07	3/4	137,247.62
13/16	136,092.10	13/16	136,324.66	13/16	136,557.22	13/16	136,789.78	13/16	137,022.33	13/16	137,254.89
7/8	136,099.37	7/8	136,331.93	7/8	136,564.48	7/8	136,797.04	7/8	137,029.60	7/8	137,262.16
15/16	136,106.63	15/16	136,339.19	15/16	136,571.75	15/16	136,804.31	15/16	137,036.87	15/16	137,269.43
3	136,113.90	5	136,346.46	7	136,579.02	9	136,811.58	11	137,044.14	1	137,276.69
1/16	136,121.17	1/16	136,353.73	1/16	136,586.29	1/16	136,818.85	1/16	137,051.40	1/16	137,283.96
1/8	136,128.44	1/8	136,361.00	1/8	136,593.55	1/8	136,826.11	1/8	137,058.67	1/8	137,291.23
3/16	136,135.70	3/16	136,368.26	3/16	136,600.82	3/16	136,833.38	3/16	137,065.94	3/16	137,298.50
1/4	136,142.97	1/4	136,375.53	1/4	136,608.09	1/4	136,840.65	1/4	137,073.21	1/4	137,305.76
5/16	136,150.24	5/16	136,382.80	5/16	136,615.36	5/16	136,847.91	5/16	137,080.47	5/16	137,313.03
3/8	136,157.51	3/8	136,390.07	3/8	136,622.62	3/8	136,855.18	3/8	137,087.74	3/8	137,320.30
7/16	136,164.77	7/16	136,397.33	7/16	136,629.89	7/16	136,862.45	7/16	137,095.01	7/16	137,327.57
1/2	136,172.04	1/2	136,404.60	1/2	136,637.16	1/2	136,869.72	1/2	137,102.28	1/2	137,334.83
9/16	136,179.31	9/16	136,411.87	9/16	136,644.43	9/16	136,876.98	9/16	137,109.54	9/16	137,342.10
5/8	136,186.58	5/8	136,419.13	5/8	136,651.69	5/8	136,884.25	5/8	137,116.81	5/8	137,349.37
11/16	136,193.84	11/16	136,426.40	11/16	136,658.96	11/16	136,891.52	11/16	137,124.08	11/16	137,356.64
3/4	136,201.11	3/4	136,433.67	3/4	136,666.23	3/4	136,898.79	3/4	137,131.35	3/4	137,363.90
13/16	136,208.38	13/16	136,440.94	13/16	136,673.50	13/16	136,906.05	13/16	137,138.61	13/16	137,371.17
7/8	136,215.65	7/8	136,448.20	7/8	136,680.76	7/8	136,913.32	7/8	137,145.88	7/8	137,378.44
15/16	136,222.91	15/16	136,455.47	15/16	136,688.03	15/16	136,920.59	15/16	137,153.15	15/16	137,385.71

This chart is Certified for Tank: 16 only. No changes are permissible without the written consent of GAUGE POINT CALIBRATION.

For calibration specification information, see certificate on page 1.

Tank No: 16
GAUGE POINT CALIBRATION
1-800-205-TANK

Red Hill, Pearl Harbor, Hawaii

Issue Date: 06/12/06

Capacities given in barrels of 42 U.S. gallons.

Gauge Height: 256'-07 1/2"

in/in	115 FT	in/in	115 FT	in/in	115 FT	in/in	115 FT	in/in	115 FT	in/in	116 FT
2	137,392.97	4	137,625.53	6	137,858.09	8	138,090.65	10	138,323.21	0	138,555.77
1/16	137,400.24	1/16	137,632.80	1/16	137,865.36	1/16	138,097.92	1/16	138,330.48	1/16	138,563.03
1/8	137,407.51	1/8	137,640.07	1/8	137,872.63	1/8	138,105.18	1/8	138,337.74	1/8	138,570.30
3/16	137,414.78	3/16	137,647.34	3/16	137,879.89	3/16	138,112.45	3/16	138,345.01	3/16	138,577.57
1/4	137,422.04	1/4	137,654.60	1/4	137,887.16	1/4	138,119.72	1/4	138,352.28	1/4	138,584.84
5/16	137,429.31	5/16	137,661.87	5/16	137,894.43	5/16	138,126.99	5/16	138,359.55	5/16	138,592.10
3/8	137,436.58	3/8	137,669.14	3/8	137,901.70	3/8	138,134.25	3/8	138,366.81	3/8	138,599.37
7/16	137,443.85	7/16	137,676.40	7/16	137,908.96	7/16	138,141.52	7/16	138,374.08	7/16	138,606.64
1/2	137,451.11	1/2	137,683.67	1/2	137,916.23	1/2	138,148.79	1/2	138,381.35	1/2	138,613.91
9/16	137,458.38	9/16	137,690.94	9/16	137,923.50	9/16	138,156.06	9/16	138,388.62	9/16	138,621.17
5/8	137,465.65	5/8	137,698.21	5/8	137,930.77	5/8	138,163.32	5/8	138,395.88	5/8	138,628.44
11/16	137,472.92	11/16	137,705.47	11/16	137,938.03	11/16	138,170.59	11/16	138,403.15	11/16	138,635.71
3/4	137,480.18	3/4	137,712.74	3/4	137,945.30	3/4	138,177.86	3/4	138,410.42	3/4	138,642.98
13/16	137,487.45	13/16	137,720.01	13/16	137,952.57	13/16	138,185.13	13/16	138,417.69	13/16	138,650.24
7/8	137,494.72	7/8	137,727.28	7/8	137,959.84	7/8	138,192.39	7/8	138,424.95	7/8	138,657.51
15/16	137,501.99	15/16	137,734.54	15/16	137,967.10	15/16	138,199.66	15/16	138,432.22	15/16	138,664.78
3	137,509.25	5	137,741.81	7	137,974.37	9	138,206.93	11	138,439.49	1	138,672.05
1/16	137,516.52	1/16	137,749.08	1/16	137,981.64	1/16	138,214.20	1/16	138,446.76	1/16	138,679.31
1/8	137,523.79	1/8	137,756.35	1/8	137,988.91	1/8	138,221.46	1/8	138,454.02	1/8	138,686.58
3/16	137,531.06	3/16	137,763.61	3/16	137,996.17	3/16	138,228.73	3/16	138,461.29	3/16	138,693.85
1/4	137,538.32	1/4	137,770.88	1/4	138,003.44	1/4	138,236.00	1/4	138,468.56	1/4	138,701.12
5/16	137,545.59	5/16	137,778.15	5/16	138,010.71	5/16	138,243.27	5/16	138,475.83	5/16	138,708.38
3/8	137,552.86	3/8	137,785.42	3/8	138,017.98	3/8	138,250.53	3/8	138,483.09	3/8	138,715.65
7/16	137,560.13	7/16	137,792.68	7/16	138,025.24	7/16	138,257.80	7/16	138,490.36	7/16	138,722.92
1/2	137,567.39	1/2	137,799.95	1/2	138,032.51	1/2	138,265.07	1/2	138,497.63	1/2	138,730.19
9/16	137,574.66	9/16	137,807.22	9/16	138,039.78	9/16	138,272.34	9/16	138,504.89	9/16	138,737.45
5/8	137,581.93	5/8	137,814.49	5/8	138,047.05	5/8	138,279.60	5/8	138,512.16	5/8	138,744.72
11/16	137,589.20	11/16	137,821.75	11/16	138,054.31	11/16	138,286.87	11/16	138,519.43	11/16	138,751.99
3/4	137,596.46	3/4	137,829.02	3/4	138,061.58	3/4	138,294.14	3/4	138,526.70	3/4	138,759.26
13/16	137,603.73	13/16	137,836.29	13/16	138,068.85	13/16	138,301.41	13/16	138,533.96	13/16	138,766.52
7/8	137,611.00	7/8	137,843.56	7/8	138,076.11	7/8	138,308.67	7/8	138,541.23	7/8	138,773.79
15/16	137,618.27	15/16	137,850.82	15/16	138,083.38	15/16	138,315.94	15/16	138,548.50	15/16	138,781.06

This chart is Certified for Tank: 16 only. No changes are permissible without the written consent of GAUGE POINT CALIBRATION.

For calibration specification information, see certificate on page 1.

Tank No: 16
GAUGE POINT CALIBRATION
1-800-205-TANK

Red Hill, Pearl Harbor, Hawaii

Issue Date: 06/12/06

Capacities given in barrels of 42 U.S. gallons.

Gauge Height: 256'-07 1/2"

in/in	116 FT	in/in	116 FT	in/in	116 FT	in/in	116 FT	in/in	116 FT	in/in	117 FT
2	138,788.33	4	139,020.88	6	139,253.44	8	139,486.00	10	139,718.56	0	139,951.12
1/16	138,795.59	1/16	139,028.15	1/16	139,260.71	1/16	139,493.27	1/16	139,725.83	1/16	139,958.39
1/8	138,802.86	1/8	139,035.42	1/8	139,267.98	1/8	139,500.54	1/8	139,733.10	1/8	139,965.65
3/16	138,810.13	3/16	139,042.69	3/16	139,275.25	3/16	139,507.80	3/16	139,740.36	3/16	139,972.92
1/4	138,817.40	1/4	139,049.95	1/4	139,282.51	1/4	139,515.07	1/4	139,747.63	1/4	139,980.19
5/16	138,824.66	5/16	139,057.22	5/16	139,289.78	5/16	139,522.34	5/16	139,754.90	5/16	139,987.46
3/8	138,831.93	3/8	139,064.49	3/8	139,297.05	3/8	139,529.61	3/8	139,762.16	3/8	139,994.72
7/16	138,839.20	7/16	139,071.76	7/16	139,304.32	7/16	139,536.87	7/16	139,769.43	7/16	140,001.99
1/2	138,846.47	1/2	139,079.02	1/2	139,311.58	1/2	139,544.14	1/2	139,776.70	1/2	140,009.26
9/16	138,853.73	9/16	139,086.29	9/16	139,318.85	9/16	139,551.41	9/16	139,783.97	9/16	140,016.53
5/8	138,861.00	5/8	139,093.56	5/8	139,326.12	5/8	139,558.68	5/8	139,791.23	5/8	140,023.79
11/16	138,868.27	11/16	139,100.83	11/16	139,333.38	11/16	139,565.94	11/16	139,798.50	11/16	140,031.06
3/4	138,875.54	3/4	139,108.09	3/4	139,340.65	3/4	139,573.21	3/4	139,805.77	3/4	140,038.33
13/16	138,882.80	13/16	139,115.36	13/16	139,347.92	13/16	139,580.48	13/16	139,813.04	13/16	140,045.60
7/8	138,890.07	7/8	139,122.63	7/8	139,355.19	7/8	139,587.75	7/8	139,820.30	7/8	140,052.86
15/16	138,897.34	15/16	139,129.90	15/16	139,362.45	15/16	139,595.01	15/16	139,827.57	15/16	140,060.13
3	138,904.60	5	139,137.16	7	139,369.72	9	139,602.28	11	139,834.84	1	140,067.40
1/16	138,911.87	1/16	139,144.43	1/16	139,376.99	1/16	139,609.55	1/16	139,842.11	1/16	140,074.67
1/8	138,919.14	1/8	139,151.70	1/8	139,384.26	1/8	139,616.82	1/8	139,849.37	1/8	140,081.93
3/16	138,926.41	3/16	139,158.97	3/16	139,391.52	3/16	139,624.08	3/16	139,856.64	3/16	140,089.20
1/4	138,933.67	1/4	139,166.23	1/4	139,398.79	1/4	139,631.35	1/4	139,863.91	1/4	140,096.47
5/16	138,940.94	5/16	139,173.50	5/16	139,406.06	5/16	139,638.62	5/16	139,871.18	5/16	140,103.74
3/8	138,948.21	3/8	139,180.77	3/8	139,413.33	3/8	139,645.89	3/8	139,878.44	3/8	140,111.00
7/16	138,955.48	7/16	139,188.04	7/16	139,420.59	7/16	139,653.15	7/16	139,885.71	7/16	140,118.27
1/2	138,962.74	1/2	139,195.30	1/2	139,427.86	1/2	139,660.42	1/2	139,892.98	1/2	140,125.54
9/16	138,970.01	9/16	139,202.57	9/16	139,435.13	9/16	139,667.69	9/16	139,900.25	9/16	140,132.81
5/8	138,977.28	5/8	139,209.84	5/8	139,442.40	5/8	139,674.96	5/8	139,907.51	5/8	140,140.07
11/16	138,984.55	11/16	139,217.11	11/16	139,449.66	11/16	139,682.22	11/16	139,914.78	11/16	140,147.34
3/4	138,991.81	3/4	139,224.37	3/4	139,456.93	3/4	139,689.49	3/4	139,922.05	3/4	140,154.61
13/16	138,999.08	13/16	139,231.64	13/16	139,464.20	13/16	139,696.76	13/16	139,929.32	13/16	140,161.87
7/8	139,006.35	7/8	139,238.91	7/8	139,471.47	7/8	139,704.03	7/8	139,936.58	7/8	140,169.14
15/16	139,013.62	15/16	139,246.18	15/16	139,478.73	15/16	139,711.29	15/16	139,943.85	15/16	140,176.41

This chart is Certified for Tank: 16 only. No changes are permissible without the written consent of GAUGE POINT CALIBRATION.

For calibration specification information, see certificate on page 1.

Tank No: 16
GAUGE POINT CALIBRATION
1-800-205-TANK

Red Hill, Pearl Harbor, Hawaii

Issue Date: 06/12/06

Capacities given in barrels of 42 U.S. gallons.

Gauge Height: 256'-07 1/2"

in/in	117 FT	in/in	117 FT	in/in	117 FT	in/in	117 FT	in/in	117 FT	in/in	118 FT
2	140,183.68	4	140,416.24	6	140,648.79	8	140,881.35	10	141,113.91	0	141,346.47
1/16	140,190.94	1/16	140,423.50	1/16	140,656.06	1/16	140,888.62	1/16	141,121.18	1/16	141,353.74
1/8	140,198.21	1/8	140,430.77	1/8	140,663.33	1/8	140,895.89	1/8	141,128.45	1/8	141,361.01
3/16	140,205.48	3/16	140,438.04	3/16	140,670.60	3/16	140,903.16	3/16	141,135.71	3/16	141,368.27
1/4	140,212.75	1/4	140,445.31	1/4	140,677.86	1/4	140,910.42	1/4	141,142.98	1/4	141,375.54
5/16	140,220.01	5/16	140,452.57	5/16	140,685.13	5/16	140,917.69	5/16	141,150.25	5/16	141,382.81
3/8	140,227.28	3/8	140,459.84	3/8	140,692.40	3/8	140,924.96	3/8	141,157.52	3/8	141,390.08
7/16	140,234.55	7/16	140,467.11	7/16	140,699.67	7/16	140,932.23	7/16	141,164.78	7/16	141,397.34
1/2	140,241.82	1/2	140,474.38	1/2	140,706.93	1/2	140,939.49	1/2	141,172.05	1/2	141,404.61
9/16	140,249.08	9/16	140,481.64	9/16	140,714.20	9/16	140,946.76	9/16	141,179.32	9/16	141,411.88
5/8	140,256.35	5/8	140,488.91	5/8	140,721.47	5/8	140,954.03	5/8	141,186.59	5/8	141,419.14
11/16	140,263.62	11/16	140,496.18	11/16	140,728.74	11/16	140,961.30	11/16	141,193.85	11/16	141,426.41
3/4	140,270.89	3/4	140,503.45	3/4	140,736.00	3/4	140,968.56	3/4	141,201.12	3/4	141,433.68
13/16	140,278.15	13/16	140,510.71	13/16	140,743.27	13/16	140,975.83	13/16	141,208.39	13/16	141,440.95
7/8	140,285.42	7/8	140,517.98	7/8	140,750.54	7/8	140,983.10	7/8	141,215.66	7/8	141,448.21
15/16	140,292.69	15/16	140,525.25	15/16	140,757.81	15/16	140,990.36	15/16	141,222.92	15/16	141,455.48
3	140,299.96	5	140,532.52	7	140,765.07	9	140,997.63	11	141,230.19	1	141,462.75
1/16	140,307.22	1/16	140,539.78	1/16	140,772.34	1/16	141,004.90	1/16	141,237.46	1/16	141,470.02
1/8	140,314.49	1/8	140,547.05	1/8	140,779.61	1/8	141,012.17	1/8	141,244.73	1/8	141,477.28
3/16	140,321.76	3/16	140,554.32	3/16	140,786.88	3/16	141,019.43	3/16	141,251.99	3/16	141,484.55
1/4	140,329.03	1/4	140,561.59	1/4	140,794.14	1/4	141,026.70	1/4	141,259.26	1/4	141,491.82
5/16	140,336.29	5/16	140,568.85	5/16	140,801.41	5/16	141,033.97	5/16	141,266.53	5/16	141,499.09
3/8	140,343.56	3/8	140,576.12	3/8	140,808.68	3/8	141,041.24	3/8	141,273.80	3/8	141,506.35
7/16	140,350.83	7/16	140,583.39	7/16	140,815.95	7/16	141,048.50	7/16	141,281.06	7/16	141,513.62
1/2	140,358.10	1/2	140,590.65	1/2	140,823.21	1/2	141,055.77	1/2	141,288.33	1/2	141,520.89
9/16	140,365.36	9/16	140,597.92	9/16	140,830.48	9/16	141,063.04	9/16	141,295.60	9/16	141,528.16
5/8	140,372.63	5/8	140,605.19	5/8	140,837.75	5/8	141,070.31	5/8	141,302.87	5/8	141,535.42
11/16	140,379.90	11/16	140,612.46	11/16	140,845.02	11/16	141,077.57	11/16	141,310.13	11/16	141,542.69
3/4	140,387.17	3/4	140,619.72	3/4	140,852.28	3/4	141,084.84	3/4	141,317.40	3/4	141,549.96
13/16	140,394.43	13/16	140,626.99	13/16	140,859.55	13/16	141,092.11	13/16	141,324.67	13/16	141,557.23
7/8	140,401.70	7/8	140,634.26	7/8	140,866.82	7/8	141,099.38	7/8	141,331.94	7/8	141,564.49
15/16	140,408.97	15/16	140,641.53	15/16	140,874.09	15/16	141,106.64	15/16	141,339.20	15/16	141,571.76

This chart is Certified for Tank: 16 only. No changes are permissible without the written consent of GAUGE POINT CALIBRATION.

For calibration specification information, see certificate on page 1.

Tank No: 16
GAUGE POINT CALIBRATION
1-800-205-TANK

Red Hill, Pearl Harbor, Hawaii

Issue Date: 06/12/06

Capacities given in barrels of 42 U.S. gallons.

Gauge Height: 256'-07 1/2"

in/in	118 FT	in/in	118 FT	in/in	118 FT	in/in	118 FT	in/in	118 FT	in/in	119 FT
2	141,579.03	4	141,811.59	6	142,044.15	8	142,276.70	10	142,509.26	0	142,741.82
1/16	141,586.30	1/16	141,818.85	1/16	142,051.41	1/16	142,283.97	1/16	142,516.53	1/16	142,749.09
1/8	141,593.56	1/8	141,826.12	1/8	142,058.68	1/8	142,291.24	1/8	142,523.80	1/8	142,756.36
3/16	141,600.83	3/16	141,833.39	3/16	142,065.95	3/16	142,298.51	3/16	142,531.07	3/16	142,763.62
1/4	141,608.10	1/4	141,840.66	1/4	142,073.22	1/4	142,305.77	1/4	142,538.33	1/4	142,770.89
5/16	141,615.37	5/16	141,847.92	5/16	142,080.48	5/16	142,313.04	5/16	142,545.60	5/16	142,778.16
3/8	141,622.63	3/8	141,855.19	3/8	142,087.75	3/8	142,320.31	3/8	142,552.87	3/8	142,785.43
7/16	141,629.90	7/16	141,862.46	7/16	142,095.02	7/16	142,327.58	7/16	142,560.14	7/16	142,792.69
1/2	141,637.17	1/2	141,869.73	1/2	142,102.29	1/2	142,334.84	1/2	142,567.40	1/2	142,799.96
9/16	141,644.44	9/16	141,876.99	9/16	142,109.55	9/16	142,342.11	9/16	142,574.67	9/16	142,807.23
5/8	141,651.70	5/8	141,884.26	5/8	142,116.82	5/8	142,349.38	5/8	142,581.94	5/8	142,814.50
11/16	141,658.97	11/16	141,891.53	11/16	142,124.09	11/16	142,356.65	11/16	142,589.21	11/16	142,821.76
3/4	141,666.24	3/4	141,898.80	3/4	142,131.36	3/4	142,363.91	3/4	142,596.47	3/4	142,829.03
13/16	141,673.51	13/16	141,906.06	13/16	142,138.62	13/16	142,371.18	13/16	142,603.74	13/16	142,836.30
7/8	141,680.77	7/8	141,913.33	7/8	142,145.89	7/8	142,378.45	7/8	142,611.01	7/8	142,843.57
15/16	141,688.04	15/16	141,920.60	15/16	142,153.16	15/16	142,385.72	15/16	142,618.28	15/16	142,850.83
3	141,695.31	5	141,927.87	7	142,160.43	9	142,392.98	11	142,625.54	1	142,858.10
1/16	141,702.58	1/16	141,935.13	1/16	142,167.69	1/16	142,400.25	1/16	142,632.81	1/16	142,865.37
1/8	141,709.84	1/8	141,942.40	1/8	142,174.96	1/8	142,407.52	1/8	142,640.08	1/8	142,872.64
3/16	141,717.11	3/16	141,949.67	3/16	142,182.23	3/16	142,414.79	3/16	142,647.34	3/16	142,879.90
1/4	141,724.38	1/4	141,956.94	1/4	142,189.50	1/4	142,422.05	1/4	142,654.61	1/4	142,887.17
5/16	141,731.65	5/16	141,964.20	5/16	142,196.76	5/16	142,429.32	5/16	142,661.88	5/16	142,894.44
3/8	141,738.91	3/8	141,971.47	3/8	142,204.03	3/8	142,436.59	3/8	142,669.15	3/8	142,901.71
7/16	141,746.18	7/16	141,978.74	7/16	142,211.30	7/16	142,443.86	7/16	142,676.41	7/16	142,908.97
1/2	141,753.45	1/2	141,986.01	1/2	142,218.57	1/2	142,451.12	1/2	142,683.68	1/2	142,916.24
9/16	141,760.72	9/16	141,993.27	9/16	142,225.83	9/16	142,458.39	9/16	142,690.95	9/16	142,923.51
5/8	141,767.98	5/8	142,000.54	5/8	142,233.10	5/8	142,465.66	5/8	142,698.22	5/8	142,930.78
11/16	141,775.25	11/16	142,007.81	11/16	142,240.37	11/16	142,472.93	11/16	142,705.48	11/16	142,938.04
3/4	141,782.52	3/4	142,015.08	3/4	142,247.63	3/4	142,480.19	3/4	142,712.75	3/4	142,945.31
13/16	141,789.79	13/16	142,022.34	13/16	142,254.90	13/16	142,487.46	13/16	142,720.02	13/16	142,952.58
7/8	141,797.05	7/8	142,029.61	7/8	142,262.17	7/8	142,494.73	7/8	142,727.29	7/8	142,959.85
15/16	141,804.32	15/16	142,036.88	15/16	142,269.44	15/16	142,502.00	15/16	142,734.55	15/16	142,967.11

This chart is Certified for Tank: 16 only. No changes are permissible without the written consent of GAUGE POINT CALIBRATION.

For calibration specification information, see certificate on page 1.

Tank No: 16
GAUGE POINT CALIBRATION
1-800-205-TANK

Red Hill, Pearl Harbor, Hawaii

Issue Date: 06/12/06

Capacities given in barrels of 42 U.S. gallons.

Gauge Height: 256'-07 1/2"

in/in	119 FT	in/in	119 FT	in/in	119 FT	in/in	119 FT	in/in	119 FT	in/in	120 FT
2	142,974.38	4	143,206.94	6	143,439.50	8	143,672.06	10	143,904.61	0	144,137.17
1/16	142,981.65	1/16	143,214.21	1/16	143,446.77	1/16	143,679.32	1/16	143,911.88	1/16	144,144.44
1/8	142,988.92	1/8	143,221.47	1/8	143,454.03	1/8	143,686.59	1/8	143,919.15	1/8	144,151.71
3/16	142,996.18	3/16	143,228.74	3/16	143,461.30	3/16	143,693.86	3/16	143,926.42	3/16	144,158.98
1/4	143,003.45	1/4	143,236.01	1/4	143,468.57	1/4	143,701.13	1/4	143,933.68	1/4	144,166.24
5/16	143,010.72	5/16	143,243.28	5/16	143,475.83	5/16	143,708.39	5/16	143,940.95	5/16	144,173.51
3/8	143,017.99	3/8	143,250.54	3/8	143,483.10	3/8	143,715.66	3/8	143,948.22	3/8	144,180.78
7/16	143,025.25	7/16	143,257.81	7/16	143,490.37	7/16	143,722.93	7/16	143,955.49	7/16	144,188.05
1/2	143,032.52	1/2	143,265.08	1/2	143,497.64	1/2	143,730.20	1/2	143,962.75	1/2	144,195.31
9/16	143,039.79	9/16	143,272.35	9/16	143,504.90	9/16	143,737.46	9/16	143,970.02	9/16	144,202.58
5/8	143,047.06	5/8	143,279.61	5/8	143,512.17	5/8	143,744.73	5/8	143,977.29	5/8	144,209.85
11/16	143,054.32	11/16	143,286.88	11/16	143,519.44	11/16	143,752.00	11/16	143,984.56	11/16	144,217.12
3/4	143,061.59	3/4	143,294.15	3/4	143,526.71	3/4	143,759.27	3/4	143,991.82	3/4	144,224.38
13/16	143,068.86	13/16	143,301.42	13/16	143,533.97	13/16	143,766.53	13/16	143,999.09	13/16	144,231.65
7/8	143,076.12	7/8	143,308.68	7/8	143,541.24	7/8	143,773.80	7/8	144,006.36	7/8	144,238.92
15/16	143,083.39	15/16	143,315.95	15/16	143,548.51	15/16	143,781.07	15/16	144,013.63	15/16	144,246.19
3	143,090.66	5	143,323.22	7	143,555.78	9	143,788.34	11	144,020.89	1	144,253.45
1/16	143,097.93	1/16	143,330.49	1/16	143,563.04	1/16	143,795.60	1/16	144,028.16	1/16	144,260.72
1/8	143,105.19	1/8	143,337.75	1/8	143,570.31	1/8	143,802.87	1/8	144,035.43	1/8	144,267.99
3/16	143,112.46	3/16	143,345.02	3/16	143,577.58	3/16	143,810.14	3/16	144,042.70	3/16	144,275.26
1/4	143,119.73	1/4	143,352.29	1/4	143,584.85	1/4	143,817.41	1/4	144,049.96	1/4	144,282.52
5/16	143,127.00	5/16	143,359.56	5/16	143,592.11	5/16	143,824.67	5/16	144,057.23	5/16	144,289.79
3/8	143,134.26	3/8	143,366.82	3/8	143,599.38	3/8	143,831.94	3/8	144,064.50	3/8	144,297.06
7/16	143,141.53	7/16	143,374.09	7/16	143,606.65	7/16	143,839.21	7/16	144,071.77	7/16	144,304.32
1/2	143,148.80	1/2	143,381.36	1/2	143,613.92	1/2	143,846.48	1/2	144,079.03	1/2	144,311.59
9/16	143,156.07	9/16	143,388.63	9/16	143,621.18	9/16	143,853.74	9/16	144,086.30	9/16	144,318.86
5/8	143,163.33	5/8	143,395.89	5/8	143,628.45	5/8	143,861.01	5/8	144,093.57	5/8	144,326.13
11/16	143,170.60	11/16	143,403.16	11/16	143,635.72	11/16	143,868.28	11/16	144,100.84	11/16	144,333.39
3/4	143,177.87	3/4	143,410.43	3/4	143,642.99	3/4	143,875.55	3/4	144,108.10	3/4	144,340.66
13/16	143,185.14	13/16	143,417.70	13/16	143,650.25	13/16	143,882.81	13/16	144,115.37	13/16	144,347.93
7/8	143,192.40	7/8	143,424.96	7/8	143,657.52	7/8	143,890.08	7/8	144,122.64	7/8	144,355.20
15/16	143,199.67	15/16	143,432.23	15/16	143,664.79	15/16	143,897.35	15/16	144,129.91	15/16	144,362.46

This chart is Certified for Tank: 16 only. No changes are permissible without the written consent of GAUGE POINT CALIBRATION.

For calibration specification information, see certificate on page 1.

Tank No: 16
GAUGE POINT CALIBRATION
1-800-205-TANK

Red Hill, Pearl Harbor, Hawaii

Issue Date: 06/12/06

Capacities given in barrels of 42 U.S. gallons.

Gauge Height: 256'-07 1/2"

in/in	120 FT	in/in	120 FT	in/in	120 FT	in/in	120 FT	in/in	120 FT	in/in	121 FT
2	144,369.73	4	144,602.29	6	144,834.85	8	145,067.41	10	145,299.97	0	145,532.53
1/16	144,377.00	1/16	144,609.56	1/16	144,842.12	1/16	145,074.68	1/16	145,307.23	1/16	145,539.79
1/8	144,384.27	1/8	144,616.83	1/8	144,849.38	1/8	145,081.94	1/8	145,314.50	1/8	145,547.06
3/16	144,391.53	3/16	144,624.09	3/16	144,856.65	3/16	145,089.21	3/16	145,321.77	3/16	145,554.33
1/4	144,398.80	1/4	144,631.36	1/4	144,863.92	1/4	145,096.48	1/4	145,329.04	1/4	145,561.59
5/16	144,406.07	5/16	144,638.63	5/16	144,871.19	5/16	145,103.75	5/16	145,336.30	5/16	145,568.86
3/8	144,413.34	3/8	144,645.90	3/8	144,878.45	3/8	145,111.01	3/8	145,343.57	3/8	145,576.13
7/16	144,420.60	7/16	144,653.16	7/16	144,885.72	7/16	145,118.28	7/16	145,350.84	7/16	145,583.40
1/2	144,427.87	1/2	144,660.43	1/2	144,892.99	1/2	145,125.55	1/2	145,358.11	1/2	145,590.66
9/16	144,435.14	9/16	144,667.70	9/16	144,900.26	9/16	145,132.82	9/16	145,365.37	9/16	145,597.93
5/8	144,442.41	5/8	144,674.97	5/8	144,907.52	5/8	145,140.08	5/8	145,372.64	5/8	145,605.20
11/16	144,449.67	11/16	144,682.23	11/16	144,914.79	11/16	145,147.35	11/16	145,379.91	11/16	145,612.47
3/4	144,456.94	3/4	144,689.50	3/4	144,922.06	3/4	145,154.62	3/4	145,387.18	3/4	145,619.73
13/16	144,464.21	13/16	144,696.77	13/16	144,929.33	13/16	145,161.88	13/16	145,394.44	13/16	145,627.00
7/8	144,471.48	7/8	144,704.04	7/8	144,936.59	7/8	145,169.15	7/8	145,401.71	7/8	145,634.27
15/16	144,478.74	15/16	144,711.30	15/16	144,943.86	15/16	145,176.42	15/16	145,408.98	15/16	145,641.54
3	144,486.01	5	144,718.57	7	144,951.13	9	145,183.69	11	145,416.25	1	145,648.80
1/16	144,493.28	1/16	144,725.84	1/16	144,958.40	1/16	145,190.95	1/16	145,423.51	1/16	145,656.07
1/8	144,500.55	1/8	144,733.10	1/8	144,965.66	1/8	145,198.22	1/8	145,430.78	1/8	145,663.34
3/16	144,507.81	3/16	144,740.37	3/16	144,972.93	3/16	145,205.49	3/16	145,438.05	3/16	145,670.61
1/4	144,515.08	1/4	144,747.64	1/4	144,980.20	1/4	145,212.76	1/4	145,445.32	1/4	145,677.87
5/16	144,522.35	5/16	144,754.91	5/16	144,987.47	5/16	145,220.02	5/16	145,452.58	5/16	145,685.14
3/8	144,529.62	3/8	144,762.17	3/8	144,994.73	3/8	145,227.29	3/8	145,459.85	3/8	145,692.41
7/16	144,536.88	7/16	144,769.44	7/16	145,002.00	7/16	145,234.56	7/16	145,467.12	7/16	145,699.68
1/2	144,544.15	1/2	144,776.71	1/2	145,009.27	1/2	145,241.83	1/2	145,474.39	1/2	145,706.94
9/16	144,551.42	9/16	144,783.98	9/16	145,016.54	9/16	145,249.09	9/16	145,481.65	9/16	145,714.21
5/8	144,558.69	5/8	144,791.24	5/8	145,023.80	5/8	145,256.36	5/8	145,488.92	5/8	145,721.48
11/16	144,565.95	11/16	144,798.51	11/16	145,031.07	11/16	145,263.63	11/16	145,496.19	11/16	145,728.75
3/4	144,573.22	3/4	144,805.78	3/4	145,038.34	3/4	145,270.90	3/4	145,503.46	3/4	145,736.01
13/16	144,580.49	13/16	144,813.05	13/16	145,045.61	13/16	145,278.16	13/16	145,510.72	13/16	145,743.28
7/8	144,587.76	7/8	144,820.31	7/8	145,052.87	7/8	145,285.43	7/8	145,517.99	7/8	145,750.55
15/16	144,595.02	15/16	144,827.58	15/16	145,060.14	15/16	145,292.70	15/16	145,525.26	15/16	145,757.82

This chart is Certified for Tank: 16 only. No changes are permissible without the written consent of GAUGE POINT CALIBRATION.

For calibration specification information, see certificate on page 1.

Tank No: 16
GAUGE POINT CALIBRATION
1-800-205-TANK

Red Hill, Pearl Harbor, Hawaii

Issue Date: 06/12/06

Capacities given in barrels of 42 U.S. gallons.

Gauge Height: 256'-07 1/2"

in/in	121 FT	in/in	121 FT	in/in	121 FT	in/in	121 FT	in/in	121 FT	in/in	122 FT
2	145,765.08	4	145,997.64	6	146,230.20	8	146,462.76	10	146,695.32	0	146,927.88
1/16	145,772.35	1/16	146,004.91	1/16	146,237.47	1/16	146,470.03	1/16	146,702.59	1/16	146,935.14
1/8	145,779.62	1/8	146,012.18	1/8	146,244.74	1/8	146,477.29	1/8	146,709.85	1/8	146,942.41
3/16	145,786.89	3/16	146,019.44	3/16	146,252.00	3/16	146,484.56	3/16	146,717.12	3/16	146,949.68
1/4	145,794.15	1/4	146,026.71	1/4	146,259.27	1/4	146,491.83	1/4	146,724.39	1/4	146,956.95
5/16	145,801.42	5/16	146,033.98	5/16	146,266.54	5/16	146,499.10	5/16	146,731.66	5/16	146,964.21
3/8	145,808.69	3/8	146,041.25	3/8	146,273.81	3/8	146,506.36	3/8	146,738.92	3/8	146,971.48
7/16	145,815.96	7/16	146,048.51	7/16	146,281.07	7/16	146,513.63	7/16	146,746.19	7/16	146,978.75
1/2	145,823.22	1/2	146,055.78	1/2	146,288.34	1/2	146,520.90	1/2	146,753.46	1/2	146,986.02
9/16	145,830.49	9/16	146,063.05	9/16	146,295.61	9/16	146,528.17	9/16	146,760.73	9/16	146,993.28
5/8	145,837.76	5/8	146,070.32	5/8	146,302.88	5/8	146,535.43	5/8	146,767.99	5/8	147,000.55
11/16	145,845.03	11/16	146,077.58	11/16	146,310.14	11/16	146,542.70	11/16	146,775.26	11/16	147,007.82
3/4	145,852.29	3/4	146,084.85	3/4	146,317.41	3/4	146,549.97	3/4	146,782.53	3/4	147,015.09
13/16	145,859.56	13/16	146,092.12	13/16	146,324.68	13/16	146,557.24	13/16	146,789.80	13/16	147,022.35
7/8	145,866.83	7/8	146,099.39	7/8	146,331.95	7/8	146,564.50	7/8	146,797.06	7/8	147,029.62
15/16	145,874.10	15/16	146,106.65	15/16	146,339.21	15/16	146,571.77	15/16	146,804.33	15/16	147,036.89
3	145,881.36	5	146,113.92	7	146,346.48	9	146,579.04	11	146,811.60	1	147,044.16
1/16	145,888.63	1/16	146,121.19	1/16	146,353.75	1/16	146,586.31	1/16	146,818.86	1/16	147,051.42
1/8	145,895.90	1/8	146,128.46	1/8	146,361.02	1/8	146,593.57	1/8	146,826.13	1/8	147,058.69
3/16	145,903.17	3/16	146,135.72	3/16	146,368.28	3/16	146,600.84	3/16	146,833.40	3/16	147,065.96
1/4	145,910.43	1/4	146,142.99	1/4	146,375.55	1/4	146,608.11	1/4	146,840.67	1/4	147,073.23
5/16	145,917.70	5/16	146,150.26	5/16	146,382.82	5/16	146,615.38	5/16	146,847.93	5/16	147,080.49
3/8	145,924.97	3/8	146,157.53	3/8	146,390.08	3/8	146,622.64	3/8	146,855.20	3/8	147,087.76
7/16	145,932.24	7/16	146,164.79	7/16	146,397.35	7/16	146,629.91	7/16	146,862.47	7/16	147,095.03
1/2	145,939.50	1/2	146,172.06	1/2	146,404.62	1/2	146,637.18	1/2	146,869.74	1/2	147,102.30
9/16	145,946.77	9/16	146,179.33	9/16	146,411.89	9/16	146,644.45	9/16	146,877.00	9/16	147,109.56
5/8	145,954.04	5/8	146,186.60	5/8	146,419.15	5/8	146,651.71	5/8	146,884.27	5/8	147,116.83
11/16	145,961.31	11/16	146,193.86	11/16	146,426.42	11/16	146,658.98	11/16	146,891.54	11/16	147,124.10
3/4	145,968.57	3/4	146,201.13	3/4	146,433.69	3/4	146,666.25	3/4	146,898.81	3/4	147,131.37
13/16	145,975.84	13/16	146,208.40	13/16	146,440.96	13/16	146,673.52	13/16	146,906.07	13/16	147,138.63
7/8	145,983.11	7/8	146,215.67	7/8	146,448.22	7/8	146,680.78	7/8	146,913.34	7/8	147,145.90
15/16	145,990.37	15/16	146,222.93	15/16	146,455.49	15/16	146,688.05	15/16	146,920.61	15/16	147,153.17

This chart is Certified for Tank: 16 only. No changes are permissible without the written consent of GAUGE POINT CALIBRATION.

For calibration specification information, see certificate on page 1.

Tank No: 16
GAUGE POINT CALIBRATION
1-800-205-TANK

Red Hill, Pearl Harbor, Hawaii

Issue Date: 06/12/06

Capacities given in barrels of 42 U.S. gallons.

Gauge Height: 256'-07 1/2"

in/in	122 FT	in/in	122 FT	in/in	122 FT	in/in	122 FT	in/in	122 FT	in/in	123 FT
2	147,160.44	4	147,392.99	6	147,625.55	8	147,858.11	10	148,090.67	0	148,323.23
1/16	147,167.70	1/16	147,400.26	1/16	147,632.82	1/16	147,865.38	1/16	148,097.94	1/16	148,330.50
1/8	147,174.97	1/8	147,407.53	1/8	147,640.09	1/8	147,872.65	1/8	148,105.20	1/8	148,337.76
3/16	147,182.24	3/16	147,414.80	3/16	147,647.35	3/16	147,879.91	3/16	148,112.47	3/16	148,345.03
1/4	147,189.51	1/4	147,422.06	1/4	147,654.62	1/4	147,887.18	1/4	148,119.74	1/4	148,352.30
5/16	147,196.77	5/16	147,429.33	5/16	147,661.89	5/16	147,894.45	5/16	148,127.01	5/16	148,359.57
3/8	147,204.04	3/8	147,436.60	3/8	147,669.16	3/8	147,901.72	3/8	148,134.27	3/8	148,366.83
7/16	147,211.31	7/16	147,443.87	7/16	147,676.42	7/16	147,908.98	7/16	148,141.54	7/16	148,374.10
1/2	147,218.57	1/2	147,451.13	1/2	147,683.69	1/2	147,916.25	1/2	148,148.81	1/2	148,381.37
9/16	147,225.84	9/16	147,458.40	9/16	147,690.96	9/16	147,923.52	9/16	148,156.08	9/16	148,388.64
5/8	147,233.11	5/8	147,465.67	5/8	147,698.23	5/8	147,930.79	5/8	148,163.34	5/8	148,395.90
11/16	147,240.38	11/16	147,472.94	11/16	147,705.49	11/16	147,938.05	11/16	148,170.61	11/16	148,403.17
3/4	147,247.64	3/4	147,480.20	3/4	147,712.76	3/4	147,945.32	3/4	148,177.88	3/4	148,410.44
13/16	147,254.91	13/16	147,487.47	13/16	147,720.03	13/16	147,952.59	13/16	148,185.15	13/16	148,417.71
7/8	147,262.18	7/8	147,494.74	7/8	147,727.30	7/8	147,959.86	7/8	148,192.41	7/8	148,424.97
15/16	147,269.45	15/16	147,502.01	15/16	147,734.56	15/16	147,967.12	15/16	148,199.68	15/16	148,432.24
3	147,276.71	5	147,509.27	7	147,741.83	9	147,974.39	11	148,206.95	1	148,439.51
1/16	147,283.98	1/16	147,516.54	1/16	147,749.10	1/16	147,981.66	1/16	148,214.22	1/16	148,446.78
1/8	147,291.25	1/8	147,523.81	1/8	147,756.37	1/8	147,988.93	1/8	148,221.48	1/8	148,454.04
3/16	147,298.52	3/16	147,531.08	3/16	147,763.63	3/16	147,996.19	3/16	148,228.75	3/16	148,461.31
1/4	147,305.78	1/4	147,538.34	1/4	147,770.90	1/4	148,003.46	1/4	148,236.02	1/4	148,468.58
5/16	147,313.05	5/16	147,545.61	5/16	147,778.17	5/16	148,010.73	5/16	148,243.29	5/16	148,475.84
3/8	147,320.32	3/8	147,552.88	3/8	147,785.44	3/8	148,018.00	3/8	148,250.55	3/8	148,483.11
7/16	147,327.59	7/16	147,560.15	7/16	147,792.70	7/16	148,025.26	7/16	148,257.82	7/16	148,490.38
1/2	147,334.85	1/2	147,567.41	1/2	147,799.97	1/2	148,032.53	1/2	148,265.09	1/2	148,497.65
9/16	147,342.12	9/16	147,574.68	9/16	147,807.24	9/16	148,039.80	9/16	148,272.36	9/16	148,504.91
5/8	147,349.39	5/8	147,581.95	5/8	147,814.51	5/8	148,047.06	5/8	148,279.62	5/8	148,512.18
11/16	147,356.66	11/16	147,589.22	11/16	147,821.77	11/16	148,054.33	11/16	148,286.89	11/16	148,519.45
3/4	147,363.92	3/4	147,596.48	3/4	147,829.04	3/4	148,061.60	3/4	148,294.16	3/4	148,526.72
13/16	147,371.19	13/16	147,603.75	13/16	147,836.31	13/16	148,068.87	13/16	148,301.43	13/16	148,533.98
7/8	147,378.46	7/8	147,611.02	7/8	147,843.58	7/8	148,076.13	7/8	148,308.69	7/8	148,541.25
15/16	147,385.73	15/16	147,618.29	15/16	147,850.84	15/16	148,083.40	15/16	148,315.96	15/16	148,548.52

This chart is Certified for Tank: 16 only. No changes are permissible without the written consent of GAUGE POINT CALIBRATION.

For calibration specification information, see certificate on page 1.

Tank No: 16
GAUGE POINT CALIBRATION
1-800-205-TANK

Red Hill, Pearl Harbor, Hawaii

Issue Date: 06/12/06

Capacities given in barrels of 42 U.S. gallons.

Gauge Height: 256'-07 1/2"

in/in	123 FT	in/in	123 FT	in/in	123 FT	in/in	123 FT	in/in	123 FT	in/in	124 FT
2	148,555.79	4	148,788.43	6	149,021.14	8	149,253.86	10	149,486.58	0	149,719.30
1/16	148,563.05	1/16	148,795.70	1/16	149,028.42	1/16	149,261.13	1/16	149,493.85	1/16	149,726.57
1/8	148,570.32	1/8	148,802.97	1/8	149,035.69	1/8	149,268.41	1/8	149,501.13	1/8	149,733.84
3/16	148,577.59	3/16	148,810.24	3/16	149,042.96	3/16	149,275.68	3/16	149,508.40	3/16	149,741.12
1/4	148,584.86	1/4	148,817.52	1/4	149,050.23	1/4	149,282.95	1/4	149,515.67	1/4	149,748.39
5/16	148,592.12	5/16	148,824.79	5/16	149,057.51	5/16	149,290.22	5/16	149,522.94	5/16	149,755.66
3/8	148,599.39	3/8	148,832.06	3/8	149,064.78	3/8	149,297.50	3/8	149,530.22	3/8	149,762.93
7/16	148,606.66	7/16	148,839.33	7/16	149,072.05	7/16	149,304.77	7/16	149,537.49	7/16	149,770.21
1/2	148,613.93	1/2	148,846.60	1/2	149,079.32	1/2	149,312.04	1/2	149,544.76	1/2	149,777.48
9/16	148,621.19	9/16	148,853.88	9/16	149,086.60	9/16	149,319.31	9/16	149,552.03	9/16	149,784.75
5/8	148,628.46	5/8	148,861.15	5/8	149,093.87	5/8	149,326.59	5/8	149,559.31	5/8	149,792.02
11/16	148,635.73	11/16	148,868.42	11/16	149,101.14	11/16	149,333.86	11/16	149,566.58	11/16	149,799.30
3/4	148,643.00	3/4	148,875.69	3/4	149,108.41	3/4	149,341.13	3/4	149,573.85	3/4	149,806.57
13/16	148,650.26	13/16	148,882.97	13/16	149,115.69	13/16	149,348.40	13/16	149,581.12	13/16	149,813.84
7/8	148,657.53	7/8	148,890.24	7/8	149,122.96	7/8	149,355.68	7/8	149,588.39	7/8	149,821.11
15/16	148,664.80	15/16	148,897.51	15/16	149,130.23	15/16	149,362.95	15/16	149,595.67	15/16	149,828.39
3	148,672.07	5	148,904.78	7	149,137.50	9	149,370.22	11	149,602.94	1	149,835.66
1/16	148,679.34	1/16	148,912.06	1/16	149,144.78	1/16	149,377.49	1/16	149,610.21	1/16	149,842.93
1/8	148,686.61	1/8	148,919.33	1/8	149,152.05	1/8	149,384.77	1/8	149,617.48	1/8	149,850.20
3/16	148,693.88	3/16	148,926.60	3/16	149,159.32	3/16	149,392.04	3/16	149,624.76	3/16	149,857.48
1/4	148,701.16	1/4	148,933.87	1/4	149,166.59	1/4	149,399.31	1/4	149,632.03	1/4	149,864.75
5/16	148,708.43	5/16	148,941.15	5/16	149,173.87	5/16	149,406.58	5/16	149,639.30	5/16	149,872.02
3/8	148,715.70	3/8	148,948.42	3/8	149,181.14	3/8	149,413.86	3/8	149,646.57	3/8	149,879.29
7/16	148,722.97	7/16	148,955.69	7/16	149,188.41	7/16	149,421.13	7/16	149,653.85	7/16	149,886.57
1/2	148,730.25	1/2	148,962.96	1/2	149,195.68	1/2	149,428.40	1/2	149,661.12	1/2	149,893.84
9/16	148,737.52	9/16	148,970.24	9/16	149,202.96	9/16	149,435.67	9/16	149,668.39	9/16	149,901.11
5/8	148,744.79	5/8	148,977.51	5/8	149,210.23	5/8	149,442.95	5/8	149,675.66	5/8	149,908.38
11/16	148,752.06	11/16	148,984.78	11/16	149,217.50	11/16	149,450.22	11/16	149,682.94	11/16	149,915.66
3/4	148,759.34	3/4	148,992.05	3/4	149,224.77	3/4	149,457.49	3/4	149,690.21	3/4	149,922.93
13/16	148,766.61	13/16	148,999.33	13/16	149,232.04	13/16	149,464.76	13/16	149,697.48	13/16	149,930.20
7/8	148,773.88	7/8	149,006.60	7/8	149,239.32	7/8	149,472.04	7/8	149,704.75	7/8	149,937.47
15/16	148,781.15	15/16	149,013.87	15/16	149,246.59	15/16	149,479.31	15/16	149,712.03	15/16	149,944.74

This chart is Certified for Tank: 16 only. No changes are permissible without the written consent of GAUGE POINT CALIBRATION.

For calibration specification information, see certificate on page 1.

Tank No: 16
GAUGE POINT CALIBRATION
1-800-205-TANK

Red Hill, Pearl Harbor, Hawaii

Issue Date: 06/12/06

Capacities given in barrels of 42 U.S. gallons.

Gauge Height: 256'-07 1/2"

in/in	124 FT	in/in	124 FT	in/in	124 FT	in/in	124 FT	in/in	124 FT	in/in	125 FT
2	149,952.02	4	150,184.74	6	150,417.45	8	150,650.17	10	150,882.89	0	151,115.61
1/16	149,959.29	1/16	150,192.01	1/16	150,424.73	1/16	150,657.45	1/16	150,890.16	1/16	151,122.88
1/8	149,966.56	1/8	150,199.28	1/8	150,432.00	1/8	150,664.72	1/8	150,897.44	1/8	151,130.15
3/16	149,973.83	3/16	150,206.55	3/16	150,439.27	3/16	150,671.99	3/16	150,904.71	3/16	151,137.43
1/4	149,981.11	1/4	150,213.83	1/4	150,446.54	1/4	150,679.26	1/4	150,911.98	1/4	151,144.70
5/16	149,988.38	5/16	150,221.10	5/16	150,453.82	5/16	150,686.53	5/16	150,919.25	5/16	151,151.97
3/8	149,995.65	3/8	150,228.37	3/8	150,461.09	3/8	150,693.81	3/8	150,926.53	3/8	151,159.24
7/16	150,002.92	7/16	150,235.64	7/16	150,468.36	7/16	150,701.08	7/16	150,933.80	7/16	151,166.52
1/2	150,010.20	1/2	150,242.92	1/2	150,475.63	1/2	150,708.35	1/2	150,941.07	1/2	151,173.79
9/16	150,017.47	9/16	150,250.19	9/16	150,482.91	9/16	150,715.62	9/16	150,948.34	9/16	151,181.06
5/8	150,024.74	5/8	150,257.46	5/8	150,490.18	5/8	150,722.90	5/8	150,955.62	5/8	151,188.33
11/16	150,032.01	11/16	150,264.73	11/16	150,497.45	11/16	150,730.17	11/16	150,962.89	11/16	151,195.61
3/4	150,039.29	3/4	150,272.01	3/4	150,504.72	3/4	150,737.44	3/4	150,970.16	3/4	151,202.88
13/16	150,046.56	13/16	150,279.28	13/16	150,512.00	13/16	150,744.71	13/16	150,977.43	13/16	151,210.15
7/8	150,053.83	7/8	150,286.55	7/8	150,519.27	7/8	150,751.99	7/8	150,984.71	7/8	151,217.42
15/16	150,061.10	15/16	150,293.82	15/16	150,526.54	15/16	150,759.26	15/16	150,991.98	15/16	151,224.70
3	150,068.38	5	150,301.09	7	150,533.81	9	150,766.53	11	150,999.25	1	151,231.97
1/16	150,075.65	1/16	150,308.37	1/16	150,541.09	1/16	150,773.80	1/16	151,006.52	1/16	151,239.24
1/8	150,082.92	1/8	150,315.64	1/8	150,548.36	1/8	150,781.08	1/8	151,013.80	1/8	151,246.51
3/16	150,090.19	3/16	150,322.91	3/16	150,555.63	3/16	150,788.35	3/16	151,021.07	3/16	151,253.79
1/4	150,097.47	1/4	150,330.18	1/4	150,562.90	1/4	150,795.62	1/4	151,028.34	1/4	151,261.06
5/16	150,104.74	5/16	150,337.46	5/16	150,570.18	5/16	150,802.89	5/16	151,035.61	5/16	151,268.33
3/8	150,112.01	3/8	150,344.73	3/8	150,577.45	3/8	150,810.17	3/8	151,042.88	3/8	151,275.60
7/16	150,119.28	7/16	150,352.00	7/16	150,584.72	7/16	150,817.44	7/16	151,050.16	7/16	151,282.88
1/2	150,126.56	1/2	150,359.27	1/2	150,591.99	1/2	150,824.71	1/2	151,057.43	1/2	151,290.15
9/16	150,133.83	9/16	150,366.55	9/16	150,599.27	9/16	150,831.98	9/16	151,064.70	9/16	151,297.42
5/8	150,141.10	5/8	150,373.82	5/8	150,606.54	5/8	150,839.26	5/8	151,071.97	5/8	151,304.69
11/16	150,148.37	11/16	150,381.09	11/16	150,613.81	11/16	150,846.53	11/16	151,079.25	11/16	151,311.97
3/4	150,155.65	3/4	150,388.36	3/4	150,621.08	3/4	150,853.80	3/4	151,086.52	3/4	151,319.24
13/16	150,162.92	13/16	150,395.64	13/16	150,628.36	13/16	150,861.07	13/16	151,093.79	13/16	151,326.51
7/8	150,170.19	7/8	150,402.91	7/8	150,635.63	7/8	150,868.35	7/8	151,101.06	7/8	151,333.78
15/16	150,177.46	15/16	150,410.18	15/16	150,642.90	15/16	150,875.62	15/16	151,108.34	15/16	151,341.06

This chart is Certified for Tank: 16 only. No changes are permissible without the written consent of GAUGE POINT CALIBRATION.

For calibration specification information, see certificate on page 1.

Tank No: 16
GAUGE POINT CALIBRATION
1-800-205-TANK

Red Hill, Pearl Harbor, Hawaii

Issue Date: 06/12/06

Capacities given in barrels of 42 U.S. gallons.

Gauge Height: 256'-07 1/2"

in/in	125 FT	in/in	125 FT	in/in	125 FT	in/in	125 FT	in/in	125 FT	in/in	126 FT
2	151,348.33	4	151,581.05	6	151,813.76	8	152,046.48	10	152,279.20	0	152,511.92
1/16	151,355.60	1/16	151,588.32	1/16	151,821.04	1/16	152,053.76	1/16	152,286.47	1/16	152,519.19
1/8	151,362.87	1/8	151,595.59	1/8	151,828.31	1/8	152,061.03	1/8	152,293.75	1/8	152,526.46
3/16	151,370.15	3/16	151,602.86	3/16	151,835.58	3/16	152,068.30	3/16	152,301.02	3/16	152,533.74
1/4	151,377.42	1/4	151,610.14	1/4	151,842.85	1/4	152,075.57	1/4	152,308.29	1/4	152,541.01
5/16	151,384.69	5/16	151,617.41	5/16	151,850.13	5/16	152,082.85	5/16	152,315.56	5/16	152,548.28
3/8	151,391.96	3/8	151,624.68	3/8	151,857.40	3/8	152,090.12	3/8	152,322.84	3/8	152,555.55
7/16	151,399.23	7/16	151,631.95	7/16	151,864.67	7/16	152,097.39	7/16	152,330.11	7/16	152,562.83
1/2	151,406.51	1/2	151,639.23	1/2	151,871.94	1/2	152,104.66	1/2	152,337.38	1/2	152,570.10
9/16	151,413.78	9/16	151,646.50	9/16	151,879.22	9/16	152,111.94	9/16	152,344.65	9/16	152,577.37
5/8	151,421.05	5/8	151,653.77	5/8	151,886.49	5/8	152,119.21	5/8	152,351.93	5/8	152,584.64
11/16	151,428.32	11/16	151,661.04	11/16	151,893.76	11/16	152,126.48	11/16	152,359.20	11/16	152,591.92
3/4	151,435.60	3/4	151,668.32	3/4	151,901.03	3/4	152,133.75	3/4	152,366.47	3/4	152,599.19
13/16	151,442.87	13/16	151,675.59	13/16	151,908.31	13/16	152,141.02	13/16	152,373.74	13/16	152,606.46
7/8	151,450.14	7/8	151,682.86	7/8	151,915.58	7/8	152,148.30	7/8	152,381.02	7/8	152,613.73
15/16	151,457.41	15/16	151,690.13	15/16	151,922.85	15/16	152,155.57	15/16	152,388.29	15/16	152,621.01
3	151,464.69	5	151,697.41	7	151,930.12	9	152,162.84	11	152,395.56	1	152,628.28
1/16	151,471.96	1/16	151,704.68	1/16	151,937.40	1/16	152,170.11	1/16	152,402.83	1/16	152,635.55
1/8	151,479.23	1/8	151,711.95	1/8	151,944.67	1/8	152,177.39	1/8	152,410.11	1/8	152,642.82
3/16	151,486.50	3/16	151,719.22	3/16	151,951.94	3/16	152,184.66	3/16	152,417.38	3/16	152,650.10
1/4	151,493.78	1/4	151,726.50	1/4	151,959.21	1/4	152,191.93	1/4	152,424.65	1/4	152,657.37
5/16	151,501.05	5/16	151,733.77	5/16	151,966.49	5/16	152,199.20	5/16	152,431.92	5/16	152,664.64
3/8	151,508.32	3/8	151,741.04	3/8	151,973.76	3/8	152,206.48	3/8	152,439.20	3/8	152,671.91
7/16	151,515.59	7/16	151,748.31	7/16	151,981.03	7/16	152,213.75	7/16	152,446.47	7/16	152,679.19
1/2	151,522.87	1/2	151,755.58	1/2	151,988.30	1/2	152,221.02	1/2	152,453.74	1/2	152,686.46
9/16	151,530.14	9/16	151,762.86	9/16	151,995.58	9/16	152,228.29	9/16	152,461.01	9/16	152,693.73
5/8	151,537.41	5/8	151,770.13	5/8	152,002.85	5/8	152,235.57	5/8	152,468.29	5/8	152,701.00
11/16	151,544.68	11/16	151,777.40	11/16	152,010.12	11/16	152,242.84	11/16	152,475.56	11/16	152,708.28
3/4	151,551.96	3/4	151,784.67	3/4	152,017.39	3/4	152,250.11	3/4	152,482.83	3/4	152,715.55
13/16	151,559.23	13/16	151,791.95	13/16	152,024.67	13/16	152,257.38	13/16	152,490.10	13/16	152,722.82
7/8	151,566.50	7/8	151,799.22	7/8	152,031.94	7/8	152,264.66	7/8	152,497.37	7/8	152,730.09
15/16	151,573.77	15/16	151,806.49	15/16	152,039.21	15/16	152,271.93	15/16	152,504.65	15/16	152,737.37

This chart is Certified for Tank: 16 only. No changes are permissible without the written consent of GAUGE POINT CALIBRATION.

For calibration specification information, see certificate on page 1.

Tank No: 16
GAUGE POINT CALIBRATION
1-800-205-TANK

Red Hill, Pearl Harbor, Hawaii

Issue Date: 06/12/06

Capacities given in barrels of 42 U.S. gallons.

Gauge Height: 256'-07 1/2"

in/in	126 FT	in/in	126 FT	in/in	126 FT	in/in	126 FT	in/in	126 FT	in/in	127 FT
2	152,744.64	4	152,977.36	6	153,210.07	8	153,442.79	10	153,675.51	0	153,908.23
1/16	152,751.91	1/16	152,984.63	1/16	153,217.35	1/16	153,450.07	1/16	153,682.78	1/16	153,915.50
1/8	152,759.18	1/8	152,991.90	1/8	153,224.62	1/8	153,457.34	1/8	153,690.06	1/8	153,922.78
3/16	152,766.46	3/16	152,999.17	3/16	153,231.89	3/16	153,464.61	3/16	153,697.33	3/16	153,930.05
1/4	152,773.73	1/4	153,006.45	1/4	153,239.16	1/4	153,471.88	1/4	153,704.60	1/4	153,937.32
5/16	152,781.00	5/16	153,013.72	5/16	153,246.44	5/16	153,479.16	5/16	153,711.87	5/16	153,944.59
3/8	152,788.27	3/8	153,020.99	3/8	153,253.71	3/8	153,486.43	3/8	153,719.15	3/8	153,951.86
7/16	152,795.55	7/16	153,028.26	7/16	153,260.98	7/16	153,493.70	7/16	153,726.42	7/16	153,959.14
1/2	152,802.82	1/2	153,035.54	1/2	153,268.25	1/2	153,500.97	1/2	153,733.69	1/2	153,966.41
9/16	152,810.09	9/16	153,042.81	9/16	153,275.53	9/16	153,508.25	9/16	153,740.96	9/16	153,973.68
5/8	152,817.36	5/8	153,050.08	5/8	153,282.80	5/8	153,515.52	5/8	153,748.24	5/8	153,980.95
11/16	152,824.64	11/16	153,057.35	11/16	153,290.07	11/16	153,522.79	11/16	153,755.51	11/16	153,988.23
3/4	152,831.91	3/4	153,064.63	3/4	153,297.34	3/4	153,530.06	3/4	153,762.78	3/4	153,995.50
13/16	152,839.18	13/16	153,071.90	13/16	153,304.62	13/16	153,537.34	13/16	153,770.05	13/16	154,002.77
7/8	152,846.45	7/8	153,079.17	7/8	153,311.89	7/8	153,544.61	7/8	153,777.33	7/8	154,010.04
15/16	152,853.72	15/16	153,086.44	15/16	153,319.16	15/16	153,551.88	15/16	153,784.60	15/16	154,017.32
3	152,861.00	5	153,093.72	7	153,326.43	9	153,559.15	11	153,791.87	1	154,024.59
1/16	152,868.27	1/16	153,100.99	1/16	153,333.71	1/16	153,566.43	1/16	153,799.14	1/16	154,031.86
1/8	152,875.54	1/8	153,108.26	1/8	153,340.98	1/8	153,573.70	1/8	153,806.42	1/8	154,039.13
3/16	152,882.81	3/16	153,115.53	3/16	153,348.25	3/16	153,580.97	3/16	153,813.69	3/16	154,046.41
1/4	152,890.09	1/4	153,122.81	1/4	153,355.52	1/4	153,588.24	1/4	153,820.96	1/4	154,053.68
5/16	152,897.36	5/16	153,130.08	5/16	153,362.80	5/16	153,595.51	5/16	153,828.23	5/16	154,060.95
3/8	152,904.63	3/8	153,137.35	3/8	153,370.07	3/8	153,602.79	3/8	153,835.51	3/8	154,068.22
7/16	152,911.90	7/16	153,144.62	7/16	153,377.34	7/16	153,610.06	7/16	153,842.78	7/16	154,075.50
1/2	152,919.18	1/2	153,151.90	1/2	153,384.61	1/2	153,617.33	1/2	153,850.05	1/2	154,082.77
9/16	152,926.45	9/16	153,159.17	9/16	153,391.89	9/16	153,624.60	9/16	153,857.32	9/16	154,090.04
5/8	152,933.72	5/8	153,166.44	5/8	153,399.16	5/8	153,631.88	5/8	153,864.60	5/8	154,097.31
11/16	152,940.99	11/16	153,173.71	11/16	153,406.43	11/16	153,639.15	11/16	153,871.87	11/16	154,104.59
3/4	152,948.27	3/4	153,180.99	3/4	153,413.70	3/4	153,646.42	3/4	153,879.14	3/4	154,111.86
13/16	152,955.54	13/16	153,188.26	13/16	153,420.98	13/16	153,653.69	13/16	153,886.41	13/16	154,119.13
7/8	152,962.81	7/8	153,195.53	7/8	153,428.25	7/8	153,660.97	7/8	153,893.69	7/8	154,126.40
15/16	152,970.08	15/16	153,202.80	15/16	153,435.52	15/16	153,668.24	15/16	153,900.96	15/16	154,133.68

This chart is Certified for Tank: 16 only. No changes are permissible without the written consent of GAUGE POINT CALIBRATION.

For calibration specification information, see certificate on page 1.

Tank No: 16
GAUGE POINT CALIBRATION
1-800-205-TANK

Red Hill, Pearl Harbor, Hawaii

Issue Date: 06/12/06

Capacities given in barrels of 42 U.S. gallons.

Gauge Height: 256'-07 1/2"

in/in	127 FT	in/in	127 FT	in/in	127 FT	in/in	127 FT	in/in	127 FT	in/in	128 FT
2	154,140.95	4	154,373.67	6	154,606.39	8	154,839.10	10	155,071.82	0	155,304.54
1/16	154,148.22	1/16	154,380.94	1/16	154,613.66	1/16	154,846.38	1/16	155,079.09	1/16	155,311.81
1/8	154,155.49	1/8	154,388.21	1/8	154,620.93	1/8	154,853.65	1/8	155,086.37	1/8	155,319.09
3/16	154,162.77	3/16	154,395.48	3/16	154,628.20	3/16	154,860.92	3/16	155,093.64	3/16	155,326.36
1/4	154,170.04	1/4	154,402.76	1/4	154,635.48	1/4	154,868.19	1/4	155,100.91	1/4	155,333.63
5/16	154,177.31	5/16	154,410.03	5/16	154,642.75	5/16	154,875.47	5/16	155,108.18	5/16	155,340.90
3/8	154,184.58	3/8	154,417.30	3/8	154,650.02	3/8	154,882.74	3/8	155,115.46	3/8	155,348.18
7/16	154,191.86	7/16	154,424.57	7/16	154,657.29	7/16	154,890.01	7/16	155,122.73	7/16	155,355.45
1/2	154,199.13	1/2	154,431.85	1/2	154,664.56	1/2	154,897.28	1/2	155,130.00	1/2	155,362.72
9/16	154,206.40	9/16	154,439.12	9/16	154,671.84	9/16	154,904.56	9/16	155,137.27	9/16	155,369.99
5/8	154,213.67	5/8	154,446.39	5/8	154,679.11	5/8	154,911.83	5/8	155,144.55	5/8	155,377.27
11/16	154,220.95	11/16	154,453.66	11/16	154,686.38	11/16	154,919.10	11/16	155,151.82	11/16	155,384.54
3/4	154,228.22	3/4	154,460.94	3/4	154,693.65	3/4	154,926.37	3/4	155,159.09	3/4	155,391.81
13/16	154,235.49	13/16	154,468.21	13/16	154,700.93	13/16	154,933.65	13/16	155,166.36	13/16	155,399.08
7/8	154,242.76	7/8	154,475.48	7/8	154,708.20	7/8	154,940.92	7/8	155,173.64	7/8	155,406.35
15/16	154,250.04	15/16	154,482.75	15/16	154,715.47	15/16	154,948.19	15/16	155,180.91	15/16	155,413.63
3	154,257.31	5	154,490.03	7	154,722.74	9	154,955.46	11	155,188.18	1	155,420.90
1/16	154,264.58	1/16	154,497.30	1/16	154,730.02	1/16	154,962.74	1/16	155,195.45	1/16	155,428.17
1/8	154,271.85	1/8	154,504.57	1/8	154,737.29	1/8	154,970.01	1/8	155,202.73	1/8	155,435.44
3/16	154,279.13	3/16	154,511.84	3/16	154,744.56	3/16	154,977.28	3/16	155,210.00	3/16	155,442.72
1/4	154,286.40	1/4	154,519.12	1/4	154,751.83	1/4	154,984.55	1/4	155,217.27	1/4	155,449.99
5/16	154,293.67	5/16	154,526.39	5/16	154,759.11	5/16	154,991.83	5/16	155,224.54	5/16	155,457.26
3/8	154,300.94	3/8	154,533.66	3/8	154,766.38	3/8	154,999.10	3/8	155,231.82	3/8	155,464.53
7/16	154,308.21	7/16	154,540.93	7/16	154,773.65	7/16	155,006.37	7/16	155,239.09	7/16	155,471.81
1/2	154,315.49	1/2	154,548.21	1/2	154,780.92	1/2	155,013.64	1/2	155,246.36	1/2	155,479.08
9/16	154,322.76	9/16	154,555.48	9/16	154,788.20	9/16	155,020.92	9/16	155,253.63	9/16	155,486.35
5/8	154,330.03	5/8	154,562.75	5/8	154,795.47	5/8	155,028.19	5/8	155,260.91	5/8	155,493.62
11/16	154,337.30	11/16	154,570.02	11/16	154,802.74	11/16	155,035.46	11/16	155,268.18	11/16	155,500.90
3/4	154,344.58	3/4	154,577.30	3/4	154,810.01	3/4	155,042.73	3/4	155,275.45	3/4	155,508.17
13/16	154,351.85	13/16	154,584.57	13/16	154,817.29	13/16	155,050.00	13/16	155,282.72	13/16	155,515.44
7/8	154,359.12	7/8	154,591.84	7/8	154,824.56	7/8	155,057.28	7/8	155,290.00	7/8	155,522.71
15/16	154,366.39	15/16	154,599.11	15/16	154,831.83	15/16	155,064.55	15/16	155,297.27	15/16	155,529.99

This chart is Certified for Tank: 16 only. No changes are permissible without the written consent of GAUGE POINT CALIBRATION.

For calibration specification information, see certificate on page 1.

Tank No: 16
GAUGE POINT CALIBRATION
1-800-205-TANK

Red Hill, Pearl Harbor, Hawaii

Issue Date: 06/12/06

Capacities given in barrels of 42 U.S. gallons.

Gauge Height: 256'-07 1/2"

in/in	128 FT	in/in	128 FT	in/in	128 FT	in/in	128 FT	in/in	128 FT	in/in	129 FT
2	155,537.26	4	155,769.98	6	156,002.70	8	156,235.41	10	156,468.13	0	156,700.85
1/16	155,544.53	1/16	155,777.25	1/16	156,009.97	1/16	156,242.69	1/16	156,475.41	1/16	156,708.12
1/8	155,551.80	1/8	155,784.52	1/8	156,017.24	1/8	156,249.96	1/8	156,482.68	1/8	156,715.40
3/16	155,559.08	3/16	155,791.79	3/16	156,024.51	3/16	156,257.23	3/16	156,489.95	3/16	156,722.67
1/4	155,566.35	1/4	155,799.07	1/4	156,031.79	1/4	156,264.50	1/4	156,497.22	1/4	156,729.94
5/16	155,573.62	5/16	155,806.34	5/16	156,039.06	5/16	156,271.78	5/16	156,504.49	5/16	156,737.21
3/8	155,580.89	3/8	155,813.61	3/8	156,046.33	3/8	156,279.05	3/8	156,511.77	3/8	156,744.49
7/16	155,588.17	7/16	155,820.88	7/16	156,053.60	7/16	156,286.32	7/16	156,519.04	7/16	156,751.76
1/2	155,595.44	1/2	155,828.16	1/2	156,060.88	1/2	156,293.59	1/2	156,526.31	1/2	156,759.03
9/16	155,602.71	9/16	155,835.43	9/16	156,068.15	9/16	156,300.87	9/16	156,533.58	9/16	156,766.30
5/8	155,609.98	5/8	155,842.70	5/8	156,075.42	5/8	156,308.14	5/8	156,540.86	5/8	156,773.58
11/16	155,617.26	11/16	155,849.97	11/16	156,082.69	11/16	156,315.41	11/16	156,548.13	11/16	156,780.85
3/4	155,624.53	3/4	155,857.25	3/4	156,089.97	3/4	156,322.68	3/4	156,555.40	3/4	156,788.12
13/16	155,631.80	13/16	155,864.52	13/16	156,097.24	13/16	156,329.96	13/16	156,562.67	13/16	156,795.39
7/8	155,639.07	7/8	155,871.79	7/8	156,104.51	7/8	156,337.23	7/8	156,569.95	7/8	156,802.67
15/16	155,646.35	15/16	155,879.06	15/16	156,111.78	15/16	156,344.50	15/16	156,577.22	15/16	156,809.94
3	155,653.62	5	155,886.34	7	156,119.05	9	156,351.77	11	156,584.49	1	156,817.21
1/16	155,660.89	1/16	155,893.61	1/16	156,126.33	1/16	156,359.05	1/16	156,591.76	1/16	156,824.48
1/8	155,668.16	1/8	155,900.88	1/8	156,133.60	1/8	156,366.32	1/8	156,599.04	1/8	156,831.76
3/16	155,675.44	3/16	155,908.15	3/16	156,140.87	3/16	156,373.59	3/16	156,606.31	3/16	156,839.03
1/4	155,682.71	1/4	155,915.43	1/4	156,148.14	1/4	156,380.86	1/4	156,613.58	1/4	156,846.30
5/16	155,689.98	5/16	155,922.70	5/16	156,155.42	5/16	156,388.14	5/16	156,620.85	5/16	156,853.57
3/8	155,697.25	3/8	155,929.97	3/8	156,162.69	3/8	156,395.41	3/8	156,628.13	3/8	156,860.84
7/16	155,704.53	7/16	155,937.24	7/16	156,169.96	7/16	156,402.68	7/16	156,635.40	7/16	156,868.12
1/2	155,711.80	1/2	155,944.52	1/2	156,177.23	1/2	156,409.95	1/2	156,642.67	1/2	156,875.39
9/16	155,719.07	9/16	155,951.79	9/16	156,184.51	9/16	156,417.23	9/16	156,649.94	9/16	156,882.66
5/8	155,726.34	5/8	155,959.06	5/8	156,191.78	5/8	156,424.50	5/8	156,657.22	5/8	156,889.93
11/16	155,733.62	11/16	155,966.33	11/16	156,199.05	11/16	156,431.77	11/16	156,664.49	11/16	156,897.21
3/4	155,740.89	3/4	155,973.61	3/4	156,206.32	3/4	156,439.04	3/4	156,671.76	3/4	156,904.48
13/16	155,748.16	13/16	155,980.88	13/16	156,213.60	13/16	156,446.32	13/16	156,679.03	13/16	156,911.75
7/8	155,755.43	7/8	155,988.15	7/8	156,220.87	7/8	156,453.59	7/8	156,686.31	7/8	156,919.02
15/16	155,762.70	15/16	155,995.42	15/16	156,228.14	15/16	156,460.86	15/16	156,693.58	15/16	156,926.30

This chart is Certified for Tank: 16 only. No changes are permissible without the written consent of GAUGE POINT CALIBRATION.

For calibration specification information, see certificate on page 1.

Tank No: 16
GAUGE POINT CALIBRATION
1-800-205-TANK

Red Hill, Pearl Harbor, Hawaii

Issue Date: 06/12/06

Capacities given in barrels of 42 U.S. gallons.

Gauge Height: 256'-07 1/2"

in/in	129 FT	in/in	129 FT	in/in	129 FT	in/in	129 FT	in/in	129 FT	in/in	130 FT
2	156,933.57	4	157,166.29	6	157,399.01	8	157,631.72	10	157,864.44	0	158,097.16
1/16	156,940.84	1/16	157,173.56	1/16	157,406.28	1/16	157,639.00	1/16	157,871.72	1/16	158,104.43
1/8	156,948.11	1/8	157,180.83	1/8	157,413.55	1/8	157,646.27	1/8	157,878.99	1/8	158,111.71
3/16	156,955.39	3/16	157,188.11	3/16	157,420.82	3/16	157,653.54	3/16	157,886.26	3/16	158,118.98
1/4	156,962.66	1/4	157,195.38	1/4	157,428.10	1/4	157,660.81	1/4	157,893.53	1/4	158,126.25
5/16	156,969.93	5/16	157,202.65	5/16	157,435.37	5/16	157,668.09	5/16	157,900.81	5/16	158,133.52
3/8	156,977.20	3/8	157,209.92	3/8	157,442.64	3/8	157,675.36	3/8	157,908.08	3/8	158,140.80
7/16	156,984.48	7/16	157,217.19	7/16	157,449.91	7/16	157,682.63	7/16	157,915.35	7/16	158,148.07
1/2	156,991.75	1/2	157,224.47	1/2	157,457.19	1/2	157,689.90	1/2	157,922.62	1/2	158,155.34
9/16	156,999.02	9/16	157,231.74	9/16	157,464.46	9/16	157,697.18	9/16	157,929.90	9/16	158,162.61
5/8	157,006.29	5/8	157,239.01	5/8	157,471.73	5/8	157,704.45	5/8	157,937.17	5/8	158,169.89
11/16	157,013.57	11/16	157,246.28	11/16	157,479.00	11/16	157,711.72	11/16	157,944.44	11/16	158,177.16
3/4	157,020.84	3/4	157,253.56	3/4	157,486.28	3/4	157,718.99	3/4	157,951.71	3/4	158,184.43
13/16	157,028.11	13/16	157,260.83	13/16	157,493.55	13/16	157,726.27	13/16	157,958.98	13/16	158,191.70
7/8	157,035.38	7/8	157,268.10	7/8	157,500.82	7/8	157,733.54	7/8	157,966.26	7/8	158,198.98
15/16	157,042.66	15/16	157,275.37	15/16	157,508.09	15/16	157,740.81	15/16	157,973.53	15/16	158,206.25
3	157,049.93	5	157,282.65	7	157,515.37	9	157,748.08	11	157,980.80	1	158,213.52
1/16	157,057.20	1/16	157,289.92	1/16	157,522.64	1/16	157,755.36	1/16	157,988.07	1/16	158,220.79
1/8	157,064.47	1/8	157,297.19	1/8	157,529.91	1/8	157,762.63	1/8	157,995.35	1/8	158,228.07
3/16	157,071.75	3/16	157,304.46	3/16	157,537.18	3/16	157,769.90	3/16	158,002.62	3/16	158,235.34
1/4	157,079.02	1/4	157,311.74	1/4	157,544.46	1/4	157,777.17	1/4	158,009.89	1/4	158,242.61
5/16	157,086.29	5/16	157,319.01	5/16	157,551.73	5/16	157,784.45	5/16	158,017.16	5/16	158,249.88
3/8	157,093.56	3/8	157,326.28	3/8	157,559.00	3/8	157,791.72	3/8	158,024.44	3/8	158,257.16
7/16	157,100.84	7/16	157,333.55	7/16	157,566.27	7/16	157,798.99	7/16	158,031.71	7/16	158,264.43
1/2	157,108.11	1/2	157,340.83	1/2	157,573.54	1/2	157,806.26	1/2	158,038.98	1/2	158,271.70
9/16	157,115.38	9/16	157,348.10	9/16	157,580.82	9/16	157,813.54	9/16	158,046.25	9/16	158,278.97
5/8	157,122.65	5/8	157,355.37	5/8	157,588.09	5/8	157,820.81	5/8	158,053.53	5/8	158,286.25
11/16	157,129.93	11/16	157,362.64	11/16	157,595.36	11/16	157,828.08	11/16	158,060.80	11/16	158,293.52
3/4	157,137.20	3/4	157,369.92	3/4	157,602.63	3/4	157,835.35	3/4	158,068.07	3/4	158,300.79
13/16	157,144.47	13/16	157,377.19	13/16	157,609.91	13/16	157,842.63	13/16	158,075.34	13/16	158,308.06
7/8	157,151.74	7/8	157,384.46	7/8	157,617.18	7/8	157,849.90	7/8	158,082.62	7/8	158,315.33
15/16	157,159.02	15/16	157,391.73	15/16	157,624.45	15/16	157,857.17	15/16	158,089.89	15/16	158,322.61

This chart is Certified for Tank: 16 only. No changes are permissible without the written consent of GAUGE POINT CALIBRATION.

For calibration specification information, see certificate on page 1.

Tank No: 16
GAUGE POINT CALIBRATION
1-800-205-TANK

Red Hill, Pearl Harbor, Hawaii

Issue Date: 06/12/06

Capacities given in barrels of 42 U.S. gallons.

Gauge Height: 256'-07 1/2"

in/in	130 FT	in/in	130 FT	in/in	130 FT	in/in	130 FT	in/in	130 FT	in/in	131 FT
2	158,329.88	4	158,562.60	6	158,795.32	8	159,028.03	10	159,260.75	0	159,493.47
1/16	158,337.15	1/16	158,569.87	1/16	158,802.59	1/16	159,035.31	1/16	159,268.03	1/16	159,500.74
1/8	158,344.42	1/8	158,577.14	1/8	158,809.86	1/8	159,042.58	1/8	159,275.30	1/8	159,508.02
3/16	158,351.70	3/16	158,584.42	3/16	158,817.13	3/16	159,049.85	3/16	159,282.57	3/16	159,515.29
1/4	158,358.97	1/4	158,591.69	1/4	158,824.41	1/4	159,057.12	1/4	159,289.84	1/4	159,522.56
5/16	158,366.24	5/16	158,598.96	5/16	158,831.68	5/16	159,064.40	5/16	159,297.12	5/16	159,529.83
3/8	158,373.51	3/8	158,606.23	3/8	158,838.95	3/8	159,071.67	3/8	159,304.39	3/8	159,537.11
7/16	158,380.79	7/16	158,613.51	7/16	158,846.22	7/16	159,078.94	7/16	159,311.66	7/16	159,544.38
1/2	158,388.06	1/2	158,620.78	1/2	158,853.50	1/2	159,086.21	1/2	159,318.93	1/2	159,551.65
9/16	158,395.33	9/16	158,628.05	9/16	158,860.77	9/16	159,093.49	9/16	159,326.21	9/16	159,558.92
5/8	158,402.60	5/8	158,635.32	5/8	158,868.04	5/8	159,100.76	5/8	159,333.48	5/8	159,566.20
11/16	158,409.88	11/16	158,642.60	11/16	158,875.31	11/16	159,108.03	11/16	159,340.75	11/16	159,573.47
3/4	158,417.15	3/4	158,649.87	3/4	158,882.59	3/4	159,115.30	3/4	159,348.02	3/4	159,580.74
13/16	158,424.42	13/16	158,657.14	13/16	158,889.86	13/16	159,122.58	13/16	159,355.30	13/16	159,588.01
7/8	158,431.69	7/8	158,664.41	7/8	158,897.13	7/8	159,129.85	7/8	159,362.57	7/8	159,595.29
15/16	158,438.97	15/16	158,671.68	15/16	158,904.40	15/16	159,137.12	15/16	159,369.84	15/16	159,602.56
3	158,446.24	5	158,678.96	7	158,911.68	9	159,144.39	11	159,377.11	1	159,609.83
1/16	158,453.51	1/16	158,686.23	1/16	158,918.95	1/16	159,151.67	1/16	159,384.39	1/16	159,617.10
1/8	158,460.78	1/8	158,693.50	1/8	158,926.22	1/8	159,158.94	1/8	159,391.66	1/8	159,624.38
3/16	158,468.06	3/16	158,700.77	3/16	158,933.49	3/16	159,166.21	3/16	159,398.93	3/16	159,631.65
1/4	158,475.33	1/4	158,708.05	1/4	158,940.77	1/4	159,173.48	1/4	159,406.20	1/4	159,638.92
5/16	158,482.60	5/16	158,715.32	5/16	158,948.04	5/16	159,180.76	5/16	159,413.47	5/16	159,646.19
3/8	158,489.87	3/8	158,722.59	3/8	158,955.31	3/8	159,188.03	3/8	159,420.75	3/8	159,653.47
7/16	158,497.15	7/16	158,729.86	7/16	158,962.58	7/16	159,195.30	7/16	159,428.02	7/16	159,660.74
1/2	158,504.42	1/2	158,737.14	1/2	158,969.86	1/2	159,202.57	1/2	159,435.29	1/2	159,668.01
9/16	158,511.69	9/16	158,744.41	9/16	158,977.13	9/16	159,209.85	9/16	159,442.56	9/16	159,675.28
5/8	158,518.96	5/8	158,751.68	5/8	158,984.40	5/8	159,217.12	5/8	159,449.84	5/8	159,682.56
11/16	158,526.24	11/16	158,758.95	11/16	158,991.67	11/16	159,224.39	11/16	159,457.11	11/16	159,689.83
3/4	158,533.51	3/4	158,766.23	3/4	158,998.95	3/4	159,231.66	3/4	159,464.38	3/4	159,697.10
13/16	158,540.78	13/16	158,773.50	13/16	159,006.22	13/16	159,238.94	13/16	159,471.65	13/16	159,704.37
7/8	158,548.05	7/8	158,780.77	7/8	159,013.49	7/8	159,246.21	7/8	159,478.93	7/8	159,711.65
15/16	158,555.33	15/16	158,788.04	15/16	159,020.76	15/16	159,253.48	15/16	159,486.20	15/16	159,718.92

This chart is Certified for Tank: 16 only. No changes are permissible without the written consent of GAUGE POINT CALIBRATION.

For calibration specification information, see certificate on page 1.

Tank No: 16
GAUGE POINT CALIBRATION
1-800-205-TANK

Red Hill, Pearl Harbor, Hawaii

Issue Date: 06/12/06

Capacities given in barrels of 42 U.S. gallons.

Gauge Height: 256'-07 1/2"

in/in	131 FT	in/in	131 FT	in/in	131 FT	in/in	131 FT	in/in	131 FT	in/in	132 FT
2	159,726.19	4	159,958.91	6	160,191.63	8	160,424.35	10	160,657.06	0	160,889.78
1/16	159,733.46	1/16	159,966.18	1/16	160,198.90	1/16	160,431.62	1/16	160,664.34	1/16	160,897.05
1/8	159,740.74	1/8	159,973.45	1/8	160,206.17	1/8	160,438.89	1/8	160,671.61	1/8	160,904.33
3/16	159,748.01	3/16	159,980.73	3/16	160,213.44	3/16	160,446.16	3/16	160,678.88	3/16	160,911.60
1/4	159,755.28	1/4	159,988.00	1/4	160,220.72	1/4	160,453.44	1/4	160,686.15	1/4	160,918.87
5/16	159,762.55	5/16	159,995.27	5/16	160,227.99	5/16	160,460.71	5/16	160,693.43	5/16	160,926.14
3/8	159,769.82	3/8	160,002.54	3/8	160,235.26	3/8	160,467.98	3/8	160,700.70	3/8	160,933.42
7/16	159,777.10	7/16	160,009.82	7/16	160,242.53	7/16	160,475.25	7/16	160,707.97	7/16	160,940.69
1/2	159,784.37	1/2	160,017.09	1/2	160,249.81	1/2	160,482.52	1/2	160,715.24	1/2	160,947.96
9/16	159,791.64	9/16	160,024.36	9/16	160,257.08	9/16	160,489.80	9/16	160,722.52	9/16	160,955.23
5/8	159,798.91	5/8	160,031.63	5/8	160,264.35	5/8	160,497.07	5/8	160,729.79	5/8	160,962.51
11/16	159,806.19	11/16	160,038.91	11/16	160,271.62	11/16	160,504.34	11/16	160,737.06	11/16	160,969.78
3/4	159,813.46	3/4	160,046.18	3/4	160,278.90	3/4	160,511.61	3/4	160,744.33	3/4	160,977.05
13/16	159,820.73	13/16	160,053.45	13/16	160,286.17	13/16	160,518.89	13/16	160,751.61	13/16	160,984.32
7/8	159,828.00	7/8	160,060.72	7/8	160,293.44	7/8	160,526.16	7/8	160,758.88	7/8	160,991.60
15/16	159,835.28	15/16	160,068.00	15/16	160,300.71	15/16	160,533.43	15/16	160,766.15	15/16	160,998.87
3	159,842.55	5	160,075.27	7	160,307.99	9	160,540.70	11	160,773.42	1	161,006.14
1/16	159,849.82	1/16	160,082.54	1/16	160,315.26	1/16	160,547.98	1/16	160,780.70	1/16	161,013.41
1/8	159,857.09	1/8	160,089.81	1/8	160,322.53	1/8	160,555.25	1/8	160,787.97	1/8	161,020.69
3/16	159,864.37	3/16	160,097.09	3/16	160,329.80	3/16	160,562.52	3/16	160,795.24	3/16	161,027.96
1/4	159,871.64	1/4	160,104.36	1/4	160,337.08	1/4	160,569.79	1/4	160,802.51	1/4	161,035.23
5/16	159,878.91	5/16	160,111.63	5/16	160,344.35	5/16	160,577.07	5/16	160,809.79	5/16	161,042.50
3/8	159,886.18	3/8	160,118.90	3/8	160,351.62	3/8	160,584.34	3/8	160,817.06	3/8	161,049.78
7/16	159,893.46	7/16	160,126.17	7/16	160,358.89	7/16	160,591.61	7/16	160,824.33	7/16	161,057.05
1/2	159,900.73	1/2	160,133.45	1/2	160,366.17	1/2	160,598.88	1/2	160,831.60	1/2	161,064.32
9/16	159,908.00	9/16	160,140.72	9/16	160,373.44	9/16	160,606.16	9/16	160,838.88	9/16	161,071.59
5/8	159,915.27	5/8	160,147.99	5/8	160,380.71	5/8	160,613.43	5/8	160,846.15	5/8	161,078.87
11/16	159,922.55	11/16	160,155.26	11/16	160,387.98	11/16	160,620.70	11/16	160,853.42	11/16	161,086.14
3/4	159,929.82	3/4	160,162.54	3/4	160,395.26	3/4	160,627.97	3/4	160,860.69	3/4	161,093.41
13/16	159,937.09	13/16	160,169.81	13/16	160,402.53	13/16	160,635.25	13/16	160,867.96	13/16	161,100.68
7/8	159,944.36	7/8	160,177.08	7/8	160,409.80	7/8	160,642.52	7/8	160,875.24	7/8	161,107.96
15/16	159,951.64	15/16	160,184.35	15/16	160,417.07	15/16	160,649.79	15/16	160,882.51	15/16	161,115.23

This chart is Certified for Tank: 16 only. No changes are permissible without the written consent of GAUGE POINT CALIBRATION.

For calibration specification information, see certificate on page 1.

Tank No: 16
GAUGE POINT CALIBRATION
1-800-205-TANK

Red Hill, Pearl Harbor, Hawaii

Issue Date: 06/12/06

Capacities given in barrels of 42 U.S. gallons.

Gauge Height: 256'-07 1/2"

in/in	132 FT	in/in	132 FT	in/in	132 FT	in/in	132 FT	in/in	132 FT	in/in	133 FT
2	161,122.50	4	161,355.22	6	161,587.94	8	161,820.66	10	162,053.37	0	162,286.09
1/16	161,129.77	1/16	161,362.49	1/16	161,595.21	1/16	161,827.93	1/16	162,060.65	1/16	162,293.37
1/8	161,137.05	1/8	161,369.76	1/8	161,602.48	1/8	161,835.20	1/8	162,067.92	1/8	162,300.64
3/16	161,144.32	3/16	161,377.04	3/16	161,609.75	3/16	161,842.47	3/16	162,075.19	3/16	162,307.91
1/4	161,151.59	1/4	161,384.31	1/4	161,617.03	1/4	161,849.75	1/4	162,082.46	1/4	162,315.18
5/16	161,158.86	5/16	161,391.58	5/16	161,624.30	5/16	161,857.02	5/16	162,089.74	5/16	162,322.45
3/8	161,166.14	3/8	161,398.85	3/8	161,631.57	3/8	161,864.29	3/8	162,097.01	3/8	162,329.73
7/16	161,173.41	7/16	161,406.13	7/16	161,638.84	7/16	161,871.56	7/16	162,104.28	7/16	162,337.00
1/2	161,180.68	1/2	161,413.40	1/2	161,646.12	1/2	161,878.84	1/2	162,111.55	1/2	162,344.27
9/16	161,187.95	9/16	161,420.67	9/16	161,653.39	9/16	161,886.11	9/16	162,118.83	9/16	162,351.54
5/8	161,195.23	5/8	161,427.94	5/8	161,660.66	5/8	161,893.38	5/8	162,126.10	5/8	162,358.82
11/16	161,202.50	11/16	161,435.22	11/16	161,667.93	11/16	161,900.65	11/16	162,133.37	11/16	162,366.09
3/4	161,209.77	3/4	161,442.49	3/4	161,675.21	3/4	161,907.93	3/4	162,140.64	3/4	162,373.36
13/16	161,217.04	13/16	161,449.76	13/16	161,682.48	13/16	161,915.20	13/16	162,147.92	13/16	162,380.63
7/8	161,224.31	7/8	161,457.03	7/8	161,689.75	7/8	161,922.47	7/8	162,155.19	7/8	162,387.91
15/16	161,231.59	15/16	161,464.31	15/16	161,697.02	15/16	161,929.74	15/16	162,162.46	15/16	162,395.18
3	161,238.86	5	161,471.58	7	161,704.30	9	161,937.01	11	162,169.73	1	162,402.45
1/16	161,246.13	1/16	161,478.85	1/16	161,711.57	1/16	161,944.29	1/16	162,177.01	1/16	162,409.72
1/8	161,253.40	1/8	161,486.12	1/8	161,718.84	1/8	161,951.56	1/8	162,184.28	1/8	162,417.00
3/16	161,260.68	3/16	161,493.40	3/16	161,726.11	3/16	161,958.83	3/16	162,191.55	3/16	162,424.27
1/4	161,267.95	1/4	161,500.67	1/4	161,733.39	1/4	161,966.10	1/4	162,198.82	1/4	162,431.54
5/16	161,275.22	5/16	161,507.94	5/16	161,740.66	5/16	161,973.38	5/16	162,206.10	5/16	162,438.81
3/8	161,282.49	3/8	161,515.21	3/8	161,747.93	3/8	161,980.65	3/8	162,213.37	3/8	162,446.09
7/16	161,289.77	7/16	161,522.49	7/16	161,755.20	7/16	161,987.92	7/16	162,220.64	7/16	162,453.36
1/2	161,297.04	1/2	161,529.76	1/2	161,762.48	1/2	161,995.19	1/2	162,227.91	1/2	162,460.63
9/16	161,304.31	9/16	161,537.03	9/16	161,769.75	9/16	162,002.47	9/16	162,235.19	9/16	162,467.90
5/8	161,311.58	5/8	161,544.30	5/8	161,777.02	5/8	162,009.74	5/8	162,242.46	5/8	162,475.18
11/16	161,318.86	11/16	161,551.58	11/16	161,784.29	11/16	162,017.01	11/16	162,249.73	11/16	162,482.45
3/4	161,326.13	3/4	161,558.85	3/4	161,791.57	3/4	162,024.28	3/4	162,257.00	3/4	162,489.72
13/16	161,333.40	13/16	161,566.12	13/16	161,798.84	13/16	162,031.56	13/16	162,264.28	13/16	162,496.99
7/8	161,340.67	7/8	161,573.39	7/8	161,806.11	7/8	162,038.83	7/8	162,271.55	7/8	162,504.27
15/16	161,347.95	15/16	161,580.66	15/16	161,813.38	15/16	162,046.10	15/16	162,278.82	15/16	162,511.54

This chart is Certified for Tank: 16 only. No changes are permissible without the written consent of GAUGE POINT CALIBRATION.

For calibration specification information, see certificate on page 1.

Tank No: 16
GAUGE POINT CALIBRATION
1-800-205-TANK

Red Hill, Pearl Harbor, Hawaii

Issue Date: 06/12/06

Capacities given in barrels of 42 U.S. gallons.

Gauge Height: 256'-07 1/2"

in/in	133 FT	in/in	133 FT	in/in	133 FT	in/in	133 FT	in/in	133 FT	in/in	134 FT
2	162,518.81	4	162,751.54	6	162,984.29	8	163,217.04	10	163,449.79	0	163,682.54
1/16	162,526.08	1/16	162,758.82	1/16	162,991.57	1/16	163,224.32	1/16	163,457.06	1/16	163,689.81
1/8	162,533.36	1/8	162,766.09	1/8	162,998.84	1/8	163,231.59	1/8	163,464.34	1/8	163,697.09
3/16	162,540.63	3/16	162,773.36	3/16	163,006.11	3/16	163,238.86	3/16	163,471.61	3/16	163,704.36
1/4	162,547.90	1/4	162,780.64	1/4	163,013.39	1/4	163,246.14	1/4	163,478.88	1/4	163,711.63
5/16	162,555.17	5/16	162,787.91	5/16	163,020.66	5/16	163,253.41	5/16	163,486.16	5/16	163,718.91
3/8	162,562.45	3/8	162,795.18	3/8	163,027.93	3/8	163,260.68	3/8	163,493.43	3/8	163,726.18
7/16	162,569.72	7/16	162,802.46	7/16	163,035.21	7/16	163,267.96	7/16	163,500.70	7/16	163,733.45
1/2	162,576.99	1/2	162,809.73	1/2	163,042.48	1/2	163,275.23	1/2	163,507.98	1/2	163,740.73
9/16	162,584.26	9/16	162,817.01	9/16	163,049.75	9/16	163,282.50	9/16	163,515.25	9/16	163,748.00
5/8	162,591.54	5/8	162,824.28	5/8	163,057.03	5/8	163,289.78	5/8	163,522.52	5/8	163,755.27
11/16	162,598.81	11/16	162,831.55	11/16	163,064.30	11/16	163,297.05	11/16	163,529.80	11/16	163,762.55
3/4	162,606.08	3/4	162,838.83	3/4	163,071.57	3/4	163,304.32	3/4	163,537.07	3/4	163,769.82
13/16	162,613.35	13/16	162,846.10	13/16	163,078.85	13/16	163,311.60	13/16	163,544.34	13/16	163,777.09
7/8	162,620.63	7/8	162,853.37	7/8	163,086.12	7/8	163,318.87	7/8	163,551.62	7/8	163,784.37
15/16	162,627.90	15/16	162,860.65	15/16	163,093.39	15/16	163,326.14	15/16	163,558.89	15/16	163,791.64
3	162,635.17	5	162,867.92	7	163,100.67	9	163,333.42	11	163,566.16	1	163,798.91
1/16	162,642.44	1/16	162,875.19	1/16	163,107.94	1/16	163,340.69	1/16	163,573.44	1/16	163,806.19
1/8	162,649.72	1/8	162,882.47	1/8	163,115.21	1/8	163,347.96	1/8	163,580.71	1/8	163,813.46
3/16	162,656.99	3/16	162,889.74	3/16	163,122.49	3/16	163,355.24	3/16	163,587.98	3/16	163,820.73
1/4	162,664.26	1/4	162,897.01	1/4	163,129.76	1/4	163,362.51	1/4	163,595.26	1/4	163,828.01
5/16	162,671.54	5/16	162,904.29	5/16	163,137.03	5/16	163,369.78	5/16	163,602.53	5/16	163,835.28
3/8	162,678.81	3/8	162,911.56	3/8	163,144.31	3/8	163,377.06	3/8	163,609.80	3/8	163,842.55
7/16	162,686.08	7/16	162,918.83	7/16	163,151.58	7/16	163,384.33	7/16	163,617.08	7/16	163,849.83
1/2	162,693.36	1/2	162,926.11	1/2	163,158.85	1/2	163,391.60	1/2	163,624.35	1/2	163,857.10
9/16	162,700.63	9/16	162,933.38	9/16	163,166.13	9/16	163,398.88	9/16	163,631.63	9/16	163,864.37
5/8	162,707.90	5/8	162,940.65	5/8	163,173.40	5/8	163,406.15	5/8	163,638.90	5/8	163,871.65
11/16	162,715.18	11/16	162,947.93	11/16	163,180.67	11/16	163,413.42	11/16	163,646.17	11/16	163,878.92
3/4	162,722.45	3/4	162,955.20	3/4	163,187.95	3/4	163,420.70	3/4	163,653.45	3/4	163,886.19
13/16	162,729.72	13/16	162,962.47	13/16	163,195.22	13/16	163,427.97	13/16	163,660.72	13/16	163,893.47
7/8	162,737.00	7/8	162,969.75	7/8	163,202.49	7/8	163,435.24	7/8	163,667.99	7/8	163,900.74
15/16	162,744.27	15/16	162,977.02	15/16	163,209.77	15/16	163,442.52	15/16	163,675.27	15/16	163,908.01

This chart is Certified for Tank: 16 only. No changes are permissible without the written consent of GAUGE POINT CALIBRATION.

For calibration specification information, see certificate on page 1.

Tank No: 16
GAUGE POINT CALIBRATION
1-800-205-TANK

Red Hill, Pearl Harbor, Hawaii

Issue Date: 06/12/06

Capacities given in barrels of 42 U.S. gallons.

Gauge Height: 256'-07 1/2"

in/in	134 FT	in/in	134 FT	in/in	134 FT	in/in	134 FT	in/in	134 FT	in/in	135 FT
2	163,915.29	4	164,148.04	6	164,380.78	8	164,613.53	10	164,846.28	0	165,079.03
1/16	163,922.56	1/16	164,155.31	1/16	164,388.06	1/16	164,620.81	1/16	164,853.56	1/16	165,086.30
1/8	163,929.83	1/8	164,162.58	1/8	164,395.33	1/8	164,628.08	1/8	164,860.83	1/8	165,093.58
3/16	163,937.11	3/16	164,169.86	3/16	164,402.60	3/16	164,635.35	3/16	164,868.10	3/16	165,100.85
1/4	163,944.38	1/4	164,177.13	1/4	164,409.88	1/4	164,642.63	1/4	164,875.38	1/4	165,108.12
5/16	163,951.65	5/16	164,184.40	5/16	164,417.15	5/16	164,649.90	5/16	164,882.65	5/16	165,115.40
3/8	163,958.93	3/8	164,191.68	3/8	164,424.43	3/8	164,657.17	3/8	164,889.92	3/8	165,122.67
7/16	163,966.20	7/16	164,198.95	7/16	164,431.70	7/16	164,664.45	7/16	164,897.20	7/16	165,129.94
1/2	163,973.47	1/2	164,206.22	1/2	164,438.97	1/2	164,671.72	1/2	164,904.47	1/2	165,137.22
9/16	163,980.75	9/16	164,213.50	9/16	164,446.25	9/16	164,678.99	9/16	164,911.74	9/16	165,144.49
5/8	163,988.02	5/8	164,220.77	5/8	164,453.52	5/8	164,686.27	5/8	164,919.02	5/8	165,151.76
11/16	163,995.29	11/16	164,228.04	11/16	164,460.79	11/16	164,693.54	11/16	164,926.29	11/16	165,159.04
3/4	164,002.57	3/4	164,235.32	3/4	164,468.07	3/4	164,700.81	3/4	164,933.56	3/4	165,166.31
13/16	164,009.84	13/16	164,242.59	13/16	164,475.34	13/16	164,708.09	13/16	164,940.84	13/16	165,173.58
7/8	164,017.12	7/8	164,249.86	7/8	164,482.61	7/8	164,715.36	7/8	164,948.11	7/8	165,180.86
15/16	164,024.39	15/16	164,257.14	15/16	164,489.89	15/16	164,722.63	15/16	164,955.38	15/16	165,188.13
3	164,031.66	5	164,264.41	7	164,497.16	9	164,729.91	11	164,962.66	1	165,195.40
1/16	164,038.94	1/16	164,271.68	1/16	164,504.43	1/16	164,737.18	1/16	164,969.93	1/16	165,202.68
1/8	164,046.21	1/8	164,278.96	1/8	164,511.71	1/8	164,744.45	1/8	164,977.20	1/8	165,209.95
3/16	164,053.48	3/16	164,286.23	3/16	164,518.98	3/16	164,751.73	3/16	164,984.48	3/16	165,217.22
1/4	164,060.76	1/4	164,293.50	1/4	164,526.25	1/4	164,759.00	1/4	164,991.75	1/4	165,224.50
5/16	164,068.03	5/16	164,300.78	5/16	164,533.53	5/16	164,766.27	5/16	164,999.02	5/16	165,231.77
3/8	164,075.30	3/8	164,308.05	3/8	164,540.80	3/8	164,773.55	3/8	165,006.30	3/8	165,239.05
7/16	164,082.58	7/16	164,315.32	7/16	164,548.07	7/16	164,780.82	7/16	165,013.57	7/16	165,246.32
1/2	164,089.85	1/2	164,322.60	1/2	164,555.35	1/2	164,788.09	1/2	165,020.84	1/2	165,253.59
9/16	164,097.12	9/16	164,329.87	9/16	164,562.62	9/16	164,795.37	9/16	165,028.12	9/16	165,260.87
5/8	164,104.40	5/8	164,337.14	5/8	164,569.89	5/8	164,802.64	5/8	165,035.39	5/8	165,268.14
11/16	164,111.67	11/16	164,344.42	11/16	164,577.17	11/16	164,809.91	11/16	165,042.66	11/16	165,275.41
3/4	164,118.94	3/4	164,351.69	3/4	164,584.44	3/4	164,817.19	3/4	165,049.94	3/4	165,282.69
13/16	164,126.22	13/16	164,358.96	13/16	164,591.71	13/16	164,824.46	13/16	165,057.21	13/16	165,289.96
7/8	164,133.49	7/8	164,366.24	7/8	164,598.99	7/8	164,831.74	7/8	165,064.48	7/8	165,297.23
15/16	164,140.76	15/16	164,373.51	15/16	164,606.26	15/16	164,839.01	15/16	165,071.76	15/16	165,304.51

This chart is Certified for Tank: 16 only. No changes are permissible without the written consent of GAUGE POINT CALIBRATION.

For calibration specification information, see certificate on page 1.

Tank No: 16
GAUGE POINT CALIBRATION
1-800-205-TANK

Red Hill, Pearl Harbor, Hawaii

Issue Date: 06/12/06

Capacities given in barrels of 42 U.S. gallons.

Gauge Height: 256'-07 1/2"

in/in	135 FT	in/in	135 FT	in/in	135 FT	in/in	135 FT	in/in	135 FT	in/in	136 FT
2	165,311.78	4	165,544.53	6	165,777.28	8	166,010.02	10	166,242.77	0	166,475.52
1/16	165,319.05	1/16	165,551.80	1/16	165,784.55	1/16	166,017.30	1/16	166,250.05	1/16	166,482.80
1/8	165,326.33	1/8	165,559.07	1/8	165,791.82	1/8	166,024.57	1/8	166,257.32	1/8	166,490.07
3/16	165,333.60	3/16	165,566.35	3/16	165,799.10	3/16	166,031.85	3/16	166,264.59	3/16	166,497.34
1/4	165,340.87	1/4	165,573.62	1/4	165,806.37	1/4	166,039.12	1/4	166,271.87	1/4	166,504.62
5/16	165,348.15	5/16	165,580.89	5/16	165,813.64	5/16	166,046.39	5/16	166,279.14	5/16	166,511.89
3/8	165,355.42	3/8	165,588.17	3/8	165,820.92	3/8	166,053.67	3/8	166,286.41	3/8	166,519.16
7/16	165,362.69	7/16	165,595.44	7/16	165,828.19	7/16	166,060.94	7/16	166,293.69	7/16	166,526.44
1/2	165,369.97	1/2	165,602.71	1/2	165,835.46	1/2	166,068.21	1/2	166,300.96	1/2	166,533.71
9/16	165,377.24	9/16	165,609.99	9/16	165,842.74	9/16	166,075.49	9/16	166,308.23	9/16	166,540.98
5/8	165,384.51	5/8	165,617.26	5/8	165,850.01	5/8	166,082.76	5/8	166,315.51	5/8	166,548.26
11/16	165,391.79	11/16	165,624.54	11/16	165,857.28	11/16	166,090.03	11/16	166,322.78	11/16	166,555.53
3/4	165,399.06	3/4	165,631.81	3/4	165,864.56	3/4	166,097.31	3/4	166,330.05	3/4	166,562.80
13/16	165,406.33	13/16	165,639.08	13/16	165,871.83	13/16	166,104.58	13/16	166,337.33	13/16	166,570.08
7/8	165,413.61	7/8	165,646.36	7/8	165,879.10	7/8	166,111.85	7/8	166,344.60	7/8	166,577.35
15/16	165,420.88	15/16	165,653.63	15/16	165,886.38	15/16	166,119.13	15/16	166,351.87	15/16	166,584.62
3	165,428.15	5	165,660.90	7	165,893.65	9	166,126.40	11	166,359.15	1	166,591.90
1/16	165,435.43	1/16	165,668.18	1/16	165,900.92	1/16	166,133.67	1/16	166,366.42	1/16	166,599.17
1/8	165,442.70	1/8	165,675.45	1/8	165,908.20	1/8	166,140.95	1/8	166,373.69	1/8	166,606.44
3/16	165,449.97	3/16	165,682.72	3/16	165,915.47	3/16	166,148.22	3/16	166,380.97	3/16	166,613.72
1/4	165,457.25	1/4	165,690.00	1/4	165,922.74	1/4	166,155.49	1/4	166,388.24	1/4	166,620.99
5/16	165,464.52	5/16	165,697.27	5/16	165,930.02	5/16	166,162.77	5/16	166,395.51	5/16	166,628.26
3/8	165,471.79	3/8	165,704.54	3/8	165,937.29	3/8	166,170.04	3/8	166,402.79	3/8	166,635.54
7/16	165,479.07	7/16	165,711.82	7/16	165,944.56	7/16	166,177.31	7/16	166,410.06	7/16	166,642.81
1/2	165,486.34	1/2	165,719.09	1/2	165,951.84	1/2	166,184.59	1/2	166,417.33	1/2	166,650.08
9/16	165,493.61	9/16	165,726.36	9/16	165,959.11	9/16	166,191.86	9/16	166,424.61	9/16	166,657.36
5/8	165,500.89	5/8	165,733.64	5/8	165,966.38	5/8	166,199.13	5/8	166,431.88	5/8	166,664.63
11/16	165,508.16	11/16	165,740.91	11/16	165,973.66	11/16	166,206.41	11/16	166,439.16	11/16	166,671.90
3/4	165,515.43	3/4	165,748.18	3/4	165,980.93	3/4	166,213.68	3/4	166,446.43	3/4	166,679.18
13/16	165,522.71	13/16	165,755.46	13/16	165,988.20	13/16	166,220.95	13/16	166,453.70	13/16	166,686.45
7/8	165,529.98	7/8	165,762.73	7/8	165,995.48	7/8	166,228.23	7/8	166,460.98	7/8	166,693.72
15/16	165,537.25	15/16	165,770.00	15/16	166,002.75	15/16	166,235.50	15/16	166,468.25	15/16	166,701.00

This chart is Certified for Tank: 16 only. No changes are permissible without the written consent of GAUGE POINT CALIBRATION.

For calibration specification information, see certificate on page 1.

Tank No: 16
GAUGE POINT CALIBRATION
1-800-205-TANK

Red Hill, Pearl Harbor, Hawaii

Issue Date: 06/12/06

Capacities given in barrels of 42 U.S. gallons.

Gauge Height: 256'-07 1/2"

in/in	136 FT	in/in	136 FT	in/in	136 FT	in/in	136 FT	in/in	136 FT	in/in	137 FT
2	166,708.27	4	166,941.02	6	167,173.77	8	167,406.52	10	167,639.27	0	167,872.01
1/16	166,715.54	1/16	166,948.29	1/16	167,181.04	1/16	167,413.79	1/16	167,646.54	1/16	167,879.29
1/8	166,722.82	1/8	166,955.57	1/8	167,188.31	1/8	167,421.06	1/8	167,653.81	1/8	167,886.56
3/16	166,730.09	3/16	166,962.84	3/16	167,195.59	3/16	167,428.34	3/16	167,661.09	3/16	167,893.83
1/4	166,737.36	1/4	166,970.11	1/4	167,202.86	1/4	167,435.61	1/4	167,668.36	1/4	167,901.11
5/16	166,744.64	5/16	166,977.39	5/16	167,210.13	5/16	167,442.88	5/16	167,675.63	5/16	167,908.38
3/8	166,751.91	3/8	166,984.66	3/8	167,217.41	3/8	167,450.16	3/8	167,682.91	3/8	167,915.65
7/16	166,759.18	7/16	166,991.93	7/16	167,224.68	7/16	167,457.43	7/16	167,690.18	7/16	167,922.93
1/2	166,766.46	1/2	166,999.21	1/2	167,231.96	1/2	167,464.70	1/2	167,697.45	1/2	167,930.20
9/16	166,773.73	9/16	167,006.48	9/16	167,239.23	9/16	167,471.98	9/16	167,704.73	9/16	167,937.47
5/8	166,781.00	5/8	167,013.75	5/8	167,246.50	5/8	167,479.25	5/8	167,712.00	5/8	167,944.75
11/16	166,788.28	11/16	167,021.03	11/16	167,253.78	11/16	167,486.52	11/16	167,719.27	11/16	167,952.02
3/4	166,795.55	3/4	167,028.30	3/4	167,261.05	3/4	167,493.80	3/4	167,726.55	3/4	167,959.29
13/16	166,802.82	13/16	167,035.57	13/16	167,268.32	13/16	167,501.07	13/16	167,733.82	13/16	167,966.57
7/8	166,810.10	7/8	167,042.85	7/8	167,275.60	7/8	167,508.34	7/8	167,741.09	7/8	167,973.84
15/16	166,817.37	15/16	167,050.12	15/16	167,282.87	15/16	167,515.62	15/16	167,748.37	15/16	167,981.11
3	166,824.64	5	167,057.39	7	167,290.14	9	167,522.89	11	167,755.64	1	167,988.39
1/16	166,831.92	1/16	167,064.67	1/16	167,297.42	1/16	167,530.16	1/16	167,762.91	1/16	167,995.66
1/8	166,839.19	1/8	167,071.94	1/8	167,304.69	1/8	167,537.44	1/8	167,770.19	1/8	168,002.93
3/16	166,846.47	3/16	167,079.21	3/16	167,311.96	3/16	167,544.71	3/16	167,777.46	3/16	168,010.21
1/4	166,853.74	1/4	167,086.49	1/4	167,319.24	1/4	167,551.98	1/4	167,784.73	1/4	168,017.48
5/16	166,861.01	5/16	167,093.76	5/16	167,326.51	5/16	167,559.26	5/16	167,792.01	5/16	168,024.75
3/8	166,868.29	3/8	167,101.03	3/8	167,333.78	3/8	167,566.53	3/8	167,799.28	3/8	168,032.03
7/16	166,875.56	7/16	167,108.31	7/16	167,341.06	7/16	167,573.80	7/16	167,806.55	7/16	168,039.30
1/2	166,882.83	1/2	167,115.58	1/2	167,348.33	1/2	167,581.08	1/2	167,813.83	1/2	168,046.58
9/16	166,890.11	9/16	167,122.85	9/16	167,355.60	9/16	167,588.35	9/16	167,821.10	9/16	168,053.85
5/8	166,897.38	5/8	167,130.13	5/8	167,362.88	5/8	167,595.62	5/8	167,828.37	5/8	168,061.12
11/16	166,904.65	11/16	167,137.40	11/16	167,370.15	11/16	167,602.90	11/16	167,835.65	11/16	168,068.40
3/4	166,911.93	3/4	167,144.67	3/4	167,377.42	3/4	167,610.17	3/4	167,842.92	3/4	168,075.67
13/16	166,919.20	13/16	167,151.95	13/16	167,384.70	13/16	167,617.44	13/16	167,850.19	13/16	168,082.94
7/8	166,926.47	7/8	167,159.22	7/8	167,391.97	7/8	167,624.72	7/8	167,857.47	7/8	168,090.22
15/16	166,933.75	15/16	167,166.49	15/16	167,399.24	15/16	167,631.99	15/16	167,864.74	15/16	168,097.49

This chart is Certified for Tank: 16 only. No changes are permissible without the written consent of GAUGE POINT CALIBRATION.

For calibration specification information, see certificate on page 1.

Tank No: 16
GAUGE POINT CALIBRATION
1-800-205-TANK

Red Hill, Pearl Harbor, Hawaii

Issue Date: 06/12/06

Capacities given in barrels of 42 U.S. gallons.

Gauge Height: 256'-07 1/2"

in/in	137 FT	in/in	137 FT	in/in	137 FT	in/in	137 FT	in/in	137 FT	in/in	138 FT
2	168,104.76	4	168,337.51	6	168,570.26	8	168,803.01	10	169,035.76	0	169,268.51
1/16	168,112.04	1/16	168,344.78	1/16	168,577.53	1/16	168,810.28	1/16	169,043.03	1/16	169,275.78
1/8	168,119.31	1/8	168,352.06	1/8	168,584.81	1/8	168,817.55	1/8	169,050.30	1/8	169,283.05
3/16	168,126.58	3/16	168,359.33	3/16	168,592.08	3/16	168,824.83	3/16	169,057.58	3/16	169,290.33
1/4	168,133.86	1/4	168,366.60	1/4	168,599.35	1/4	168,832.10	1/4	169,064.85	1/4	169,297.60
5/16	168,141.13	5/16	168,373.88	5/16	168,606.63	5/16	168,839.38	5/16	169,072.12	5/16	169,304.87
3/8	168,148.40	3/8	168,381.15	3/8	168,613.90	3/8	168,846.65	3/8	169,079.40	3/8	169,312.15
7/16	168,155.68	7/16	168,388.42	7/16	168,621.17	7/16	168,853.92	7/16	169,086.67	7/16	169,319.42
1/2	168,162.95	1/2	168,395.70	1/2	168,628.45	1/2	168,861.20	1/2	169,093.94	1/2	169,326.69
9/16	168,170.22	9/16	168,402.97	9/16	168,635.72	9/16	168,868.47	9/16	169,101.22	9/16	169,333.97
5/8	168,177.50	5/8	168,410.24	5/8	168,642.99	5/8	168,875.74	5/8	169,108.49	5/8	169,341.24
11/16	168,184.77	11/16	168,417.52	11/16	168,650.27	11/16	168,883.02	11/16	169,115.76	11/16	169,348.51
3/4	168,192.04	3/4	168,424.79	3/4	168,657.54	3/4	168,890.29	3/4	169,123.04	3/4	169,355.79
13/16	168,199.32	13/16	168,432.07	13/16	168,664.81	13/16	168,897.56	13/16	169,130.31	13/16	169,363.06
7/8	168,206.59	7/8	168,439.34	7/8	168,672.09	7/8	168,904.84	7/8	169,137.58	7/8	169,370.33
15/16	168,213.86	15/16	168,446.61	15/16	168,679.36	15/16	168,912.11	15/16	169,144.86	15/16	169,377.61
3	168,221.14	5	168,453.89	7	168,686.63	9	168,919.38	11	169,152.13	1	169,384.88
1/16	168,228.41	1/16	168,461.16	1/16	168,693.91	1/16	168,926.66	1/16	169,159.40	1/16	169,392.15
1/8	168,235.68	1/8	168,468.43	1/8	168,701.18	1/8	168,933.93	1/8	169,166.68	1/8	169,399.43
3/16	168,242.96	3/16	168,475.71	3/16	168,708.45	3/16	168,941.20	3/16	169,173.95	3/16	169,406.70
1/4	168,250.23	1/4	168,482.98	1/4	168,715.73	1/4	168,948.48	1/4	169,181.22	1/4	169,413.97
5/16	168,257.50	5/16	168,490.25	5/16	168,723.00	5/16	168,955.75	5/16	169,188.50	5/16	169,421.25
3/8	168,264.78	3/8	168,497.53	3/8	168,730.27	3/8	168,963.02	3/8	169,195.77	3/8	169,428.52
7/16	168,272.05	7/16	168,504.80	7/16	168,737.55	7/16	168,970.30	7/16	169,203.04	7/16	169,435.79
1/2	168,279.32	1/2	168,512.07	1/2	168,744.82	1/2	168,977.57	1/2	169,210.32	1/2	169,443.07
9/16	168,286.60	9/16	168,519.35	9/16	168,752.09	9/16	168,984.84	9/16	169,217.59	9/16	169,450.34
5/8	168,293.87	5/8	168,526.62	5/8	168,759.37	5/8	168,992.12	5/8	169,224.86	5/8	169,457.61
11/16	168,301.14	11/16	168,533.89	11/16	168,766.64	11/16	168,999.39	11/16	169,232.14	11/16	169,464.89
3/4	168,308.42	3/4	168,541.17	3/4	168,773.91	3/4	169,006.66	3/4	169,239.41	3/4	169,472.16
13/16	168,315.69	13/16	168,548.44	13/16	168,781.19	13/16	169,013.94	13/16	169,246.69	13/16	169,479.43
7/8	168,322.96	7/8	168,555.71	7/8	168,788.46	7/8	169,021.21	7/8	169,253.96	7/8	169,486.71
15/16	168,330.24	15/16	168,562.99	15/16	168,795.73	15/16	169,028.48	15/16	169,261.23	15/16	169,493.98

This chart is Certified for Tank: 16 only. No changes are permissible without the written consent of GAUGE POINT CALIBRATION.

For calibration specification information, see certificate on page 1.

Tank No: 16
GAUGE POINT CALIBRATION
1-800-205-TANK

Red Hill, Pearl Harbor, Hawaii

Issue Date: 06/12/06

Capacities given in barrels of 42 U.S. gallons.

Gauge Height: 256'-07 1/2"

in/in	138 FT	in/in	138 FT	in/in	138 FT	in/in	138 FT	in/in	138 FT	in/in	139 FT
2	169,501.25	4	169,734.00	6	169,966.75	8	170,199.50	10	170,432.25	0	170,665.00
1/16	169,508.53	1/16	169,741.28	1/16	169,974.02	1/16	170,206.77	1/16	170,439.52	1/16	170,672.27
1/8	169,515.80	1/8	169,748.55	1/8	169,981.30	1/8	170,214.05	1/8	170,446.80	1/8	170,679.54
3/16	169,523.07	3/16	169,755.82	3/16	169,988.57	3/16	170,221.32	3/16	170,454.07	3/16	170,686.82
1/4	169,530.35	1/4	169,763.10	1/4	169,995.84	1/4	170,228.59	1/4	170,461.34	1/4	170,694.09
5/16	169,537.62	5/16	169,770.37	5/16	170,003.12	5/16	170,235.87	5/16	170,468.62	5/16	170,701.36
3/8	169,544.89	3/8	169,777.64	3/8	170,010.39	3/8	170,243.14	3/8	170,475.89	3/8	170,708.64
7/16	169,552.17	7/16	169,784.92	7/16	170,017.66	7/16	170,250.41	7/16	170,483.16	7/16	170,715.91
1/2	169,559.44	1/2	169,792.19	1/2	170,024.94	1/2	170,257.69	1/2	170,490.44	1/2	170,723.18
9/16	169,566.71	9/16	169,799.46	9/16	170,032.21	9/16	170,264.96	9/16	170,497.71	9/16	170,730.46
5/8	169,573.99	5/8	169,806.74	5/8	170,039.49	5/8	170,272.23	5/8	170,504.98	5/8	170,737.73
11/16	169,581.26	11/16	169,814.01	11/16	170,046.76	11/16	170,279.51	11/16	170,512.26	11/16	170,745.00
3/4	169,588.53	3/4	169,821.28	3/4	170,054.03	3/4	170,286.78	3/4	170,519.53	3/4	170,752.28
13/16	169,595.81	13/16	169,828.56	13/16	170,061.31	13/16	170,294.05	13/16	170,526.80	13/16	170,759.55
7/8	169,603.08	7/8	169,835.83	7/8	170,068.58	7/8	170,301.33	7/8	170,534.08	7/8	170,766.82
15/16	169,610.35	15/16	169,843.10	15/16	170,075.85	15/16	170,308.60	15/16	170,541.35	15/16	170,774.10
3	169,617.63	5	169,850.38	7	170,083.13	9	170,315.87	11	170,548.62	1	170,781.37
1/16	169,624.90	1/16	169,857.65	1/16	170,090.40	1/16	170,323.15	1/16	170,555.90	1/16	170,788.64
1/8	169,632.17	1/8	169,864.92	1/8	170,097.67	1/8	170,330.42	1/8	170,563.17	1/8	170,795.92
3/16	169,639.45	3/16	169,872.20	3/16	170,104.95	3/16	170,337.69	3/16	170,570.44	3/16	170,803.19
1/4	169,646.72	1/4	169,879.47	1/4	170,112.22	1/4	170,344.97	1/4	170,577.72	1/4	170,810.46
5/16	169,654.00	5/16	169,886.74	5/16	170,119.49	5/16	170,352.24	5/16	170,584.99	5/16	170,817.74
3/8	169,661.27	3/8	169,894.02	3/8	170,126.77	3/8	170,359.51	3/8	170,592.26	3/8	170,825.01
7/16	169,668.54	7/16	169,901.29	7/16	170,134.04	7/16	170,366.79	7/16	170,599.54	7/16	170,832.28
1/2	169,675.82	1/2	169,908.56	1/2	170,141.31	1/2	170,374.06	1/2	170,606.81	1/2	170,839.56
9/16	169,683.09	9/16	169,915.84	9/16	170,148.59	9/16	170,381.33	9/16	170,614.08	9/16	170,846.83
5/8	169,690.36	5/8	169,923.11	5/8	170,155.86	5/8	170,388.61	5/8	170,621.36	5/8	170,854.11
11/16	169,697.64	11/16	169,930.38	11/16	170,163.13	11/16	170,395.88	11/16	170,628.63	11/16	170,861.38
3/4	169,704.91	3/4	169,937.66	3/4	170,170.41	3/4	170,403.15	3/4	170,635.90	3/4	170,868.65
13/16	169,712.18	13/16	169,944.93	13/16	170,177.68	13/16	170,410.43	13/16	170,643.18	13/16	170,875.93
7/8	169,719.46	7/8	169,952.20	7/8	170,184.95	7/8	170,417.70	7/8	170,650.45	7/8	170,883.20
15/16	169,726.73	15/16	169,959.48	15/16	170,192.23	15/16	170,424.97	15/16	170,657.72	15/16	170,890.47

This chart is Certified for Tank: 16 only. No changes are permissible without the written consent of GAUGE POINT CALIBRATION.

For calibration specification information, see certificate on page 1.

Tank No: 16
GAUGE POINT CALIBRATION
1-800-205-TANK

Red Hill, Pearl Harbor, Hawaii

Issue Date: 06/12/06

Capacities given in barrels of 42 U.S. gallons.

Gauge Height: 256'-07 1/2"

in/in	139 FT	in/in	139 FT	in/in	139 FT	in/in	139 FT	in/in	139 FT	in/in	140 FT
2	170,897.75	4	171,130.49	6	171,363.24	8	171,595.99	10	171,828.74	0	172,061.49
1/16	170,905.02	1/16	171,137.77	1/16	171,370.52	1/16	171,603.26	1/16	171,836.01	1/16	172,068.76
1/8	170,912.29	1/8	171,145.04	1/8	171,377.79	1/8	171,610.54	1/8	171,843.29	1/8	172,076.04
3/16	170,919.57	3/16	171,152.31	3/16	171,385.06	3/16	171,617.81	3/16	171,850.56	3/16	172,083.31
1/4	170,926.84	1/4	171,159.59	1/4	171,392.34	1/4	171,625.08	1/4	171,857.83	1/4	172,090.58
5/16	170,934.11	5/16	171,166.86	5/16	171,399.61	5/16	171,632.36	5/16	171,865.11	5/16	172,097.86
3/8	170,941.39	3/8	171,174.13	3/8	171,406.88	3/8	171,639.63	3/8	171,872.38	3/8	172,105.13
7/16	170,948.66	7/16	171,181.41	7/16	171,414.16	7/16	171,646.91	7/16	171,879.65	7/16	172,112.40
1/2	170,955.93	1/2	171,188.68	1/2	171,421.43	1/2	171,654.18	1/2	171,886.93	1/2	172,119.68
9/16	170,963.21	9/16	171,195.95	9/16	171,428.70	9/16	171,661.45	9/16	171,894.20	9/16	172,126.95
5/8	170,970.48	5/8	171,203.23	5/8	171,435.98	5/8	171,668.73	5/8	171,901.47	5/8	172,134.22
11/16	170,977.75	11/16	171,210.50	11/16	171,443.25	11/16	171,676.00	11/16	171,908.75	11/16	172,141.50
3/4	170,985.03	3/4	171,217.77	3/4	171,450.52	3/4	171,683.27	3/4	171,916.02	3/4	172,148.77
13/16	170,992.30	13/16	171,225.05	13/16	171,457.80	13/16	171,690.55	13/16	171,923.29	13/16	172,156.04
7/8	170,999.57	7/8	171,232.32	7/8	171,465.07	7/8	171,697.82	7/8	171,930.57	7/8	172,163.32
15/16	171,006.85	15/16	171,239.60	15/16	171,472.34	15/16	171,705.09	15/16	171,937.84	15/16	172,170.59
3	171,014.12	5	171,246.87	7	171,479.62	9	171,712.37	11	171,945.11	1	172,177.86
1/16	171,021.39	1/16	171,254.14	1/16	171,486.89	1/16	171,719.64	1/16	171,952.39	1/16	172,185.14
1/8	171,028.67	1/8	171,261.42	1/8	171,494.16	1/8	171,726.91	1/8	171,959.66	1/8	172,192.41
3/16	171,035.94	3/16	171,268.69	3/16	171,501.44	3/16	171,734.19	3/16	171,966.93	3/16	172,199.68
1/4	171,043.21	1/4	171,275.96	1/4	171,508.71	1/4	171,741.46	1/4	171,974.21	1/4	172,206.96
5/16	171,050.49	5/16	171,283.24	5/16	171,515.98	5/16	171,748.73	5/16	171,981.48	5/16	172,214.23
3/8	171,057.76	3/8	171,290.51	3/8	171,523.26	3/8	171,756.01	3/8	171,988.75	3/8	172,221.50
7/16	171,065.03	7/16	171,297.78	7/16	171,530.53	7/16	171,763.28	7/16	171,996.03	7/16	172,228.78
1/2	171,072.31	1/2	171,305.06	1/2	171,537.80	1/2	171,770.55	1/2	172,003.30	1/2	172,236.05
9/16	171,079.58	9/16	171,312.33	9/16	171,545.08	9/16	171,777.83	9/16	172,010.57	9/16	172,243.32
5/8	171,086.85	5/8	171,319.60	5/8	171,552.35	5/8	171,785.10	5/8	172,017.85	5/8	172,250.60
11/16	171,094.13	11/16	171,326.88	11/16	171,559.62	11/16	171,792.37	11/16	172,025.12	11/16	172,257.87
3/4	171,101.40	3/4	171,334.15	3/4	171,566.90	3/4	171,799.65	3/4	172,032.39	3/4	172,265.14
13/16	171,108.67	13/16	171,341.42	13/16	171,574.17	13/16	171,806.92	13/16	172,039.67	13/16	172,272.42
7/8	171,115.95	7/8	171,348.70	7/8	171,581.44	7/8	171,814.19	7/8	172,046.94	7/8	172,279.69
15/16	171,123.22	15/16	171,355.97	15/16	171,588.72	15/16	171,821.47	15/16	172,054.22	15/16	172,286.96

This chart is Certified for Tank: 16 only. No changes are permissible without the written consent of GAUGE POINT CALIBRATION.

For calibration specification information, see certificate on page 1.

Tank No: 16
GAUGE POINT CALIBRATION
1-800-205-TANK

Red Hill, Pearl Harbor, Hawaii

Issue Date: 06/12/06

Capacities given in barrels of 42 U.S. gallons.

Gauge Height: 256'-07 1/2"

in/in	140 FT	in/in	140 FT	in/in	140 FT	in/in	140 FT	in/in	140 FT	in/in	141 FT
2	172,294.24	4	172,526.99	6	172,759.73	8	172,992.48	10	173,225.23	0	173,457.98
1/16	172,301.51	1/16	172,534.26	1/16	172,767.01	1/16	172,999.76	1/16	173,232.50	1/16	173,465.25
1/8	172,308.78	1/8	172,541.53	1/8	172,774.28	1/8	173,007.03	1/8	173,239.78	1/8	173,472.53
3/16	172,316.06	3/16	172,548.81	3/16	172,781.55	3/16	173,014.30	3/16	173,247.05	3/16	173,479.80
1/4	172,323.33	1/4	172,556.08	1/4	172,788.83	1/4	173,021.58	1/4	173,254.33	1/4	173,487.07
5/16	172,330.60	5/16	172,563.35	5/16	172,796.10	5/16	173,028.85	5/16	173,261.60	5/16	173,494.35
3/8	172,337.88	3/8	172,570.63	3/8	172,803.37	3/8	173,036.12	3/8	173,268.87	3/8	173,501.62
7/16	172,345.15	7/16	172,577.90	7/16	172,810.65	7/16	173,043.40	7/16	173,276.15	7/16	173,508.89
1/2	172,352.42	1/2	172,585.17	1/2	172,817.92	1/2	173,050.67	1/2	173,283.42	1/2	173,516.17
9/16	172,359.70	9/16	172,592.45	9/16	172,825.19	9/16	173,057.94	9/16	173,290.69	9/16	173,523.44
5/8	172,366.97	5/8	172,599.72	5/8	172,832.47	5/8	173,065.22	5/8	173,297.97	5/8	173,530.71
11/16	172,374.24	11/16	172,606.99	11/16	172,839.74	11/16	173,072.49	11/16	173,305.24	11/16	173,537.99
3/4	172,381.52	3/4	172,614.27	3/4	172,847.02	3/4	173,079.76	3/4	173,312.51	3/4	173,545.26
13/16	172,388.79	13/16	172,621.54	13/16	172,854.29	13/16	173,087.04	13/16	173,319.79	13/16	173,552.53
7/8	172,396.06	7/8	172,628.81	7/8	172,861.56	7/8	173,094.31	7/8	173,327.06	7/8	173,559.81
15/16	172,403.34	15/16	172,636.09	15/16	172,868.84	15/16	173,101.58	15/16	173,334.33	15/16	173,567.08
3	172,410.61	5	172,643.36	7	172,876.11	9	173,108.86	11	173,341.61	1	173,574.35
1/16	172,417.88	1/16	172,650.63	1/16	172,883.38	1/16	173,116.13	1/16	173,348.88	1/16	173,581.63
1/8	172,425.16	1/8	172,657.91	1/8	172,890.66	1/8	173,123.40	1/8	173,356.15	1/8	173,588.90
3/16	172,432.43	3/16	172,665.18	3/16	172,897.93	3/16	173,130.68	3/16	173,363.43	3/16	173,596.17
1/4	172,439.70	1/4	172,672.45	1/4	172,905.20	1/4	173,137.95	1/4	173,370.70	1/4	173,603.45
5/16	172,446.98	5/16	172,679.73	5/16	172,912.48	5/16	173,145.22	5/16	173,377.97	5/16	173,610.72
3/8	172,454.25	3/8	172,687.00	3/8	172,919.75	3/8	173,152.50	3/8	173,385.25	3/8	173,617.99
7/16	172,461.53	7/16	172,694.27	7/16	172,927.02	7/16	173,159.77	7/16	173,392.52	7/16	173,625.27
1/2	172,468.80	1/2	172,701.55	1/2	172,934.30	1/2	173,167.04	1/2	173,399.79	1/2	173,632.54
9/16	172,476.07	9/16	172,708.82	9/16	172,941.57	9/16	173,174.32	9/16	173,407.07	9/16	173,639.81
5/8	172,483.35	5/8	172,716.09	5/8	172,948.84	5/8	173,181.59	5/8	173,414.34	5/8	173,647.09
11/16	172,490.62	11/16	172,723.37	11/16	172,956.12	11/16	173,188.86	11/16	173,421.61	11/16	173,654.36
3/4	172,497.89	3/4	172,730.64	3/4	172,963.39	3/4	173,196.14	3/4	173,428.89	3/4	173,661.64
13/16	172,505.17	13/16	172,737.91	13/16	172,970.66	13/16	173,203.41	13/16	173,436.16	13/16	173,668.91
7/8	172,512.44	7/8	172,745.19	7/8	172,977.94	7/8	173,210.68	7/8	173,443.43	7/8	173,676.18
15/16	172,519.71	15/16	172,752.46	15/16	172,985.21	15/16	173,217.96	15/16	173,450.71	15/16	173,683.46

This chart is Certified for Tank: 16 only. No changes are permissible without the written consent of GAUGE POINT CALIBRATION.

For calibration specification information, see certificate on page 1.

Tank No: 16
GAUGE POINT CALIBRATION
1-800-205-TANK

Red Hill, Pearl Harbor, Hawaii

Issue Date: 06/12/06

Capacities given in barrels of 42 U.S. gallons.

Gauge Height: 256'-07 1/2"

in/in	141 FT	in/in	141 FT	in/in	141 FT	in/in	141 FT	in/in	141 FT	in/in	142 FT
2	173,690.73	4	173,923.48	6	174,156.23	8	174,388.97	10	174,621.72	0	174,854.47
1/16	173,698.00	1/16	173,930.75	1/16	174,163.50	1/16	174,396.25	1/16	174,629.00	1/16	174,861.75
1/8	173,705.28	1/8	173,938.02	1/8	174,170.77	1/8	174,403.52	1/8	174,636.27	1/8	174,869.02
3/16	173,712.55	3/16	173,945.30	3/16	174,178.05	3/16	174,410.79	3/16	174,643.54	3/16	174,876.29
1/4	173,719.82	1/4	173,952.57	1/4	174,185.32	1/4	174,418.07	1/4	174,650.82	1/4	174,883.57
5/16	173,727.10	5/16	173,959.84	5/16	174,192.59	5/16	174,425.34	5/16	174,658.09	5/16	174,890.84
3/8	173,734.37	3/8	173,967.12	3/8	174,199.87	3/8	174,432.61	3/8	174,665.36	3/8	174,898.11
7/16	173,741.64	7/16	173,974.39	7/16	174,207.14	7/16	174,439.89	7/16	174,672.64	7/16	174,905.39
1/2	173,748.92	1/2	173,981.66	1/2	174,214.41	1/2	174,447.16	1/2	174,679.91	1/2	174,912.66
9/16	173,756.19	9/16	173,988.94	9/16	174,221.69	9/16	174,454.44	9/16	174,687.18	9/16	174,919.93
5/8	173,763.46	5/8	173,996.21	5/8	174,228.96	5/8	174,461.71	5/8	174,694.46	5/8	174,927.21
11/16	173,770.74	11/16	174,003.48	11/16	174,236.23	11/16	174,468.98	11/16	174,701.73	11/16	174,934.48
3/4	173,778.01	3/4	174,010.76	3/4	174,243.51	3/4	174,476.26	3/4	174,709.00	3/4	174,941.75
13/16	173,785.28	13/16	174,018.03	13/16	174,250.78	13/16	174,483.53	13/16	174,716.28	13/16	174,949.03
7/8	173,792.56	7/8	174,025.30	7/8	174,258.05	7/8	174,490.80	7/8	174,723.55	7/8	174,956.30
15/16	173,799.83	15/16	174,032.58	15/16	174,265.33	15/16	174,498.08	15/16	174,730.82	15/16	174,963.57
3	173,807.10	5	174,039.85	7	174,272.60	9	174,505.35	11	174,738.10	1	174,970.85
1/16	173,814.38	1/16	174,047.12	1/16	174,279.87	1/16	174,512.62	1/16	174,745.37	1/16	174,978.12
1/8	173,821.65	1/8	174,054.40	1/8	174,287.15	1/8	174,519.90	1/8	174,752.64	1/8	174,985.39
3/16	173,828.92	3/16	174,061.67	3/16	174,294.42	3/16	174,527.17	3/16	174,759.92	3/16	174,992.67
1/4	173,836.20	1/4	174,068.95	1/4	174,301.69	1/4	174,534.44	1/4	174,767.19	1/4	174,999.94
5/16	173,843.47	5/16	174,076.22	5/16	174,308.97	5/16	174,541.72	5/16	174,774.46	5/16	175,007.21
3/8	173,850.74	3/8	174,083.49	3/8	174,316.24	3/8	174,548.99	3/8	174,781.74	3/8	175,014.49
7/16	173,858.02	7/16	174,090.77	7/16	174,323.51	7/16	174,556.26	7/16	174,789.01	7/16	175,021.76
1/2	173,865.29	1/2	174,098.04	1/2	174,330.79	1/2	174,563.54	1/2	174,796.28	1/2	175,029.03
9/16	173,872.56	9/16	174,105.31	9/16	174,338.06	9/16	174,570.81	9/16	174,803.56	9/16	175,036.31
5/8	173,879.84	5/8	174,112.59	5/8	174,345.33	5/8	174,578.08	5/8	174,810.83	5/8	175,043.58
11/16	173,887.11	11/16	174,119.86	11/16	174,352.61	11/16	174,585.36	11/16	174,818.10	11/16	175,050.85
3/4	173,894.38	3/4	174,127.13	3/4	174,359.88	3/4	174,592.63	3/4	174,825.38	3/4	175,058.13
13/16	173,901.66	13/16	174,134.41	13/16	174,367.15	13/16	174,599.90	13/16	174,832.65	13/16	175,065.40
7/8	173,908.93	7/8	174,141.68	7/8	174,374.43	7/8	174,607.18	7/8	174,839.92	7/8	175,072.67
15/16	173,916.20	15/16	174,148.95	15/16	174,381.70	15/16	174,614.45	15/16	174,847.20	15/16	175,079.95

This chart is Certified for Tank: 16 only. No changes are permissible without the written consent of GAUGE POINT CALIBRATION.

For calibration specification information, see certificate on page 1.

Tank No: 16
GAUGE POINT CALIBRATION
1-800-205-TANK

Red Hill, Pearl Harbor, Hawaii

Issue Date: 06/12/06

Capacities given in barrels of 42 U.S. gallons.

Gauge Height: 256'-07 1/2"

in/in	142 FT	in/in	142 FT	in/in	142 FT	in/in	142 FT	in/in	142 FT	in/in	143 FT
2	175,087.22	4	175,319.97	6	175,552.72	8	175,785.47	10	176,018.21	0	176,250.96
1/16	175,094.49	1/16	175,327.24	1/16	175,559.99	1/16	175,792.74	1/16	176,025.49	1/16	176,258.24
1/8	175,101.77	1/8	175,334.52	1/8	175,567.26	1/8	175,800.01	1/8	176,032.76	1/8	176,265.51
3/16	175,109.04	3/16	175,341.79	3/16	175,574.54	3/16	175,807.29	3/16	176,040.03	3/16	176,272.78
1/4	175,116.31	1/4	175,349.06	1/4	175,581.81	1/4	175,814.56	1/4	176,047.31	1/4	176,280.06
5/16	175,123.59	5/16	175,356.34	5/16	175,589.08	5/16	175,821.83	5/16	176,054.58	5/16	176,287.33
3/8	175,130.86	3/8	175,363.61	3/8	175,596.36	3/8	175,829.11	3/8	176,061.86	3/8	176,294.60
7/16	175,138.13	7/16	175,370.88	7/16	175,603.63	7/16	175,836.38	7/16	176,069.13	7/16	176,301.88
1/2	175,145.41	1/2	175,378.16	1/2	175,610.90	1/2	175,843.65	1/2	176,076.40	1/2	176,309.15
9/16	175,152.68	9/16	175,385.43	9/16	175,618.18	9/16	175,850.93	9/16	176,083.68	9/16	176,316.42
5/8	175,159.95	5/8	175,392.70	5/8	175,625.45	5/8	175,858.20	5/8	176,090.95	5/8	176,323.70
11/16	175,167.23	11/16	175,399.98	11/16	175,632.72	11/16	175,865.47	11/16	176,098.22	11/16	176,330.97
3/4	175,174.50	3/4	175,407.25	3/4	175,640.00	3/4	175,872.75	3/4	176,105.50	3/4	176,338.24
13/16	175,181.77	13/16	175,414.52	13/16	175,647.27	13/16	175,880.02	13/16	176,112.77	13/16	176,345.52
7/8	175,189.05	7/8	175,421.80	7/8	175,654.55	7/8	175,887.29	7/8	176,120.04	7/8	176,352.79
15/16	175,196.32	15/16	175,429.07	15/16	175,661.82	15/16	175,894.57	15/16	176,127.32	15/16	176,360.06
3	175,203.59	5	175,436.34	7	175,669.09	9	175,901.84	11	176,134.59	1	176,367.34
1/16	175,210.87	1/16	175,443.62	1/16	175,676.37	1/16	175,909.11	1/16	176,141.86	1/16	176,374.61
1/8	175,218.14	1/8	175,450.89	1/8	175,683.64	1/8	175,916.39	1/8	176,149.14	1/8	176,381.88
3/16	175,225.41	3/16	175,458.16	3/16	175,690.91	3/16	175,923.66	3/16	176,156.41	3/16	176,389.16
1/4	175,232.69	1/4	175,465.44	1/4	175,698.19	1/4	175,930.93	1/4	176,163.68	1/4	176,396.43
5/16	175,239.96	5/16	175,472.71	5/16	175,705.46	5/16	175,938.21	5/16	176,170.96	5/16	176,403.70
3/8	175,247.23	3/8	175,479.98	3/8	175,712.73	3/8	175,945.48	3/8	176,178.23	3/8	176,410.98
7/16	175,254.51	7/16	175,487.26	7/16	175,720.01	7/16	175,952.75	7/16	176,185.50	7/16	176,418.25
1/2	175,261.78	1/2	175,494.53	1/2	175,727.28	1/2	175,960.03	1/2	176,192.78	1/2	176,425.52
9/16	175,269.06	9/16	175,501.80	9/16	175,734.55	9/16	175,967.30	9/16	176,200.05	9/16	176,432.80
5/8	175,276.33	5/8	175,509.08	5/8	175,741.83	5/8	175,974.57	5/8	176,207.32	5/8	176,440.07
11/16	175,283.60	11/16	175,516.35	11/16	175,749.10	11/16	175,981.85	11/16	176,214.60	11/16	176,447.34
3/4	175,290.88	3/4	175,523.62	3/4	175,756.37	3/4	175,989.12	3/4	176,221.87	3/4	176,454.62
13/16	175,298.15	13/16	175,530.90	13/16	175,763.65	13/16	175,996.39	13/16	176,229.14	13/16	176,461.89
7/8	175,305.42	7/8	175,538.17	7/8	175,770.92	7/8	176,003.67	7/8	176,236.42	7/8	176,469.17
15/16	175,312.70	15/16	175,545.44	15/16	175,778.19	15/16	176,010.94	15/16	176,243.69	15/16	176,476.44

This chart is Certified for Tank: 16 only. No changes are permissible without the written consent of GAUGE POINT CALIBRATION.

For calibration specification information, see certificate on page 1.

Tank No: 16
GAUGE POINT CALIBRATION
1-800-205-TANK

Red Hill, Pearl Harbor, Hawaii

Issue Date: 06/12/06

Capacities given in barrels of 42 U.S. gallons.

Gauge Height: 256'-07 1/2"

in/in	143 FT	in/in	143 FT	in/in	143 FT	in/in	143 FT	in/in	143 FT	in/in	144 FT
2	176,483.71	4	176,716.18	6	176,948.35	8	177,180.53	10	177,412.71	0	177,644.89
1/16	176,490.99	1/16	176,723.43	1/16	176,955.61	1/16	177,187.79	1/16	177,419.97	1/16	177,652.14
1/8	176,498.26	1/8	176,730.69	1/8	176,962.86	1/8	177,195.04	1/8	177,427.22	1/8	177,659.40
3/16	176,505.53	3/16	176,737.94	3/16	176,970.12	3/16	177,202.30	3/16	177,434.48	3/16	177,666.65
1/4	176,512.81	1/4	176,745.20	1/4	176,977.38	1/4	177,209.55	1/4	177,441.73	1/4	177,673.91
5/16	176,520.08	5/16	176,752.45	5/16	176,984.63	5/16	177,216.81	5/16	177,448.99	5/16	177,681.17
3/8	176,527.35	3/8	176,759.71	3/8	176,991.89	3/8	177,224.07	3/8	177,456.24	3/8	177,688.42
7/16	176,534.63	7/16	176,766.96	7/16	176,999.14	7/16	177,231.32	7/16	177,463.50	7/16	177,695.68
1/2	176,541.90	1/2	176,774.22	1/2	177,006.40	1/2	177,238.58	1/2	177,470.75	1/2	177,702.93
9/16	176,549.17	9/16	176,781.48	9/16	177,013.65	9/16	177,245.83	9/16	177,478.01	9/16	177,710.19
5/8	176,556.45	5/8	176,788.73	5/8	177,020.91	5/8	177,253.09	5/8	177,485.27	5/8	177,717.44
11/16	176,563.72	11/16	176,795.99	11/16	177,028.16	11/16	177,260.34	11/16	177,492.52	11/16	177,724.70
3/4	176,570.99	3/4	176,803.24	3/4	177,035.42	3/4	177,267.60	3/4	177,499.78	3/4	177,731.95
13/16	176,578.27	13/16	176,810.50	13/16	177,042.68	13/16	177,274.85	13/16	177,507.03	13/16	177,739.21
7/8	176,585.54	7/8	176,817.75	7/8	177,049.93	7/8	177,282.11	7/8	177,514.29	7/8	177,746.47
15/16	176,592.81	15/16	176,825.01	15/16	177,057.19	15/16	177,289.37	15/16	177,521.54	15/16	177,753.72
3	176,600.09	5	176,832.26	7	177,064.44	9	177,296.62	11	177,528.80	1	177,760.98
1/16	176,607.34	1/16	176,839.52	1/16	177,071.70	1/16	177,303.88	1/16	177,536.05	1/16	177,768.23
1/8	176,614.60	1/8	176,846.78	1/8	177,078.95	1/8	177,311.13	1/8	177,543.31	1/8	177,775.49
3/16	176,621.85	3/16	176,854.03	3/16	177,086.21	3/16	177,318.39	3/16	177,550.57	3/16	177,782.74
1/4	176,629.11	1/4	176,861.29	1/4	177,093.46	1/4	177,325.64	1/4	177,557.82	1/4	177,790.00
5/16	176,636.36	5/16	176,868.54	5/16	177,100.72	5/16	177,332.90	5/16	177,565.08	5/16	177,797.26
3/8	176,643.62	3/8	176,875.80	3/8	177,107.98	3/8	177,340.15	3/8	177,572.33	3/8	177,804.51
7/16	176,650.88	7/16	176,883.05	7/16	177,115.23	7/16	177,347.41	7/16	177,579.59	7/16	177,811.77
1/2	176,658.13	1/2	176,890.31	1/2	177,122.49	1/2	177,354.67	1/2	177,586.84	1/2	177,819.02
9/16	176,665.39	9/16	176,897.56	9/16	177,129.74	9/16	177,361.92	9/16	177,594.10	9/16	177,826.28
5/8	176,672.64	5/8	176,904.82	5/8	177,137.00	5/8	177,369.18	5/8	177,601.35	5/8	177,833.53
11/16	176,679.90	11/16	176,912.08	11/16	177,144.25	11/16	177,376.43	11/16	177,608.61	11/16	177,840.79
3/4	176,687.15	3/4	176,919.33	3/4	177,151.51	3/4	177,383.69	3/4	177,615.87	3/4	177,848.04
13/16	176,694.41	13/16	176,926.59	13/16	177,158.76	13/16	177,390.94	13/16	177,623.12	13/16	177,855.30
7/8	176,701.66	7/8	176,933.84	7/8	177,166.02	7/8	177,398.20	7/8	177,630.38	7/8	177,862.56
15/16	176,708.92	15/16	176,941.10	15/16	177,173.28	15/16	177,405.45	15/16	177,637.63	15/16	177,869.81

This chart is Certified for Tank: 16 only. No changes are permissible without the written consent of GAUGE POINT CALIBRATION.

For calibration specification information, see certificate on page 1.

Tank No: 16
GAUGE POINT CALIBRATION
1-800-205-TANK

Red Hill, Pearl Harbor, Hawaii

Issue Date: 06/12/06

Capacities given in barrels of 42 U.S. gallons.

Gauge Height: 256'-07 1/2"

in/in	144 FT	in/in	144 FT	in/in	144 FT	in/in	144 FT	in/in	144 FT	in/in	145 FT
2	177,877.07	4	178,109.24	6	178,341.42	8	178,573.60	10	178,805.78	0	179,037.96
1/16	177,884.32	1/16	178,116.50	1/16	178,348.68	1/16	178,580.86	1/16	178,813.03	1/16	179,045.21
1/8	177,891.58	1/8	178,123.76	1/8	178,355.93	1/8	178,588.11	1/8	178,820.29	1/8	179,052.47
3/16	177,898.83	3/16	178,131.01	3/16	178,363.19	3/16	178,595.37	3/16	178,827.55	3/16	179,059.72
1/4	177,906.09	1/4	178,138.27	1/4	178,370.44	1/4	178,602.62	1/4	178,834.80	1/4	179,066.98
5/16	177,913.34	5/16	178,145.52	5/16	178,377.70	5/16	178,609.88	5/16	178,842.06	5/16	179,074.24
3/8	177,920.60	3/8	178,152.78	3/8	178,384.96	3/8	178,617.13	3/8	178,849.31	3/8	179,081.49
7/16	177,927.86	7/16	178,160.03	7/16	178,392.21	7/16	178,624.39	7/16	178,856.57	7/16	179,088.75
1/2	177,935.11	1/2	178,167.29	1/2	178,399.47	1/2	178,631.65	1/2	178,863.82	1/2	179,096.00
9/16	177,942.37	9/16	178,174.54	9/16	178,406.72	9/16	178,638.90	9/16	178,871.08	9/16	179,103.26
5/8	177,949.62	5/8	178,181.80	5/8	178,413.98	5/8	178,646.16	5/8	178,878.33	5/8	179,110.51
11/16	177,956.88	11/16	178,189.06	11/16	178,421.23	11/16	178,653.41	11/16	178,885.59	11/16	179,117.77
3/4	177,964.13	3/4	178,196.31	3/4	178,428.49	3/4	178,660.67	3/4	178,892.85	3/4	179,125.02
13/16	177,971.39	13/16	178,203.57	13/16	178,435.75	13/16	178,667.92	13/16	178,900.10	13/16	179,132.28
7/8	177,978.64	7/8	178,210.82	7/8	178,443.00	7/8	178,675.18	7/8	178,907.36	7/8	179,139.54
15/16	177,985.90	15/16	178,218.08	15/16	178,450.26	15/16	178,682.43	15/16	178,914.61	15/16	179,146.79
3	177,993.16	5	178,225.33	7	178,457.51	9	178,689.69	11	178,921.87	1	179,154.05
1/16	178,000.41	1/16	178,232.59	1/16	178,464.77	1/16	178,696.95	1/16	178,929.12	1/16	179,161.30
1/8	178,007.67	1/8	178,239.84	1/8	178,472.02	1/8	178,704.20	1/8	178,936.38	1/8	179,168.56
3/16	178,014.92	3/16	178,247.10	3/16	178,479.28	3/16	178,711.46	3/16	178,943.63	3/16	179,175.81
1/4	178,022.18	1/4	178,254.36	1/4	178,486.53	1/4	178,718.71	1/4	178,950.89	1/4	179,183.07
5/16	178,029.43	5/16	178,261.61	5/16	178,493.79	5/16	178,725.97	5/16	178,958.15	5/16	179,190.32
3/8	178,036.69	3/8	178,268.87	3/8	178,501.05	3/8	178,733.22	3/8	178,965.40	3/8	179,197.58
7/16	178,043.94	7/16	178,276.12	7/16	178,508.30	7/16	178,740.48	7/16	178,972.66	7/16	179,204.84
1/2	178,051.20	1/2	178,283.38	1/2	178,515.56	1/2	178,747.73	1/2	178,979.91	1/2	179,212.09
9/16	178,058.46	9/16	178,290.63	9/16	178,522.81	9/16	178,754.99	9/16	178,987.17	9/16	179,219.35
5/8	178,065.71	5/8	178,297.89	5/8	178,530.07	5/8	178,762.25	5/8	178,994.42	5/8	179,226.60
11/16	178,072.97	11/16	178,305.14	11/16	178,537.32	11/16	178,769.50	11/16	179,001.68	11/16	179,233.86
3/4	178,080.22	3/4	178,312.40	3/4	178,544.58	3/4	178,776.76	3/4	179,008.94	3/4	179,241.11
13/16	178,087.48	13/16	178,319.66	13/16	178,551.83	13/16	178,784.01	13/16	179,016.19	13/16	179,248.37
7/8	178,094.73	7/8	178,326.91	7/8	178,559.09	7/8	178,791.27	7/8	179,023.45	7/8	179,255.62
15/16	178,101.99	15/16	178,334.17	15/16	178,566.35	15/16	178,798.52	15/16	179,030.70	15/16	179,262.88

This chart is Certified for Tank: 16 only. No changes are permissible without the written consent of GAUGE POINT CALIBRATION.

For calibration specification information, see certificate on page 1.

Tank No: 16
GAUGE POINT CALIBRATION
1-800-205-TANK

Red Hill, Pearl Harbor, Hawaii

Issue Date: 06/12/06

Capacities given in barrels of 42 U.S. gallons.

Gauge Height: 256'-07 1/2"

in/in	145 FT	in/in	145 FT	in/in	145 FT	in/in	145 FT	in/in	145 FT	in/in	146 FT
2	179,270.14	4	179,502.31	6	179,734.49	8	179,966.67	10	180,198.85	0	180,431.03
1/16	179,277.39	1/16	179,509.57	1/16	179,741.75	1/16	179,973.93	1/16	180,206.10	1/16	180,438.28
1/8	179,284.65	1/8	179,516.82	1/8	179,749.00	1/8	179,981.18	1/8	180,213.36	1/8	180,445.54
3/16	179,291.90	3/16	179,524.08	3/16	179,756.26	3/16	179,988.44	3/16	180,220.62	3/16	180,452.79
1/4	179,299.16	1/4	179,531.34	1/4	179,763.51	1/4	179,995.69	1/4	180,227.87	1/4	180,460.05
5/16	179,306.41	5/16	179,538.59	5/16	179,770.77	5/16	180,002.95	5/16	180,235.13	5/16	180,467.30
3/8	179,313.67	3/8	179,545.85	3/8	179,778.03	3/8	180,010.20	3/8	180,242.38	3/8	180,474.56
7/16	179,320.92	7/16	179,553.10	7/16	179,785.28	7/16	180,017.46	7/16	180,249.64	7/16	180,481.82
1/2	179,328.18	1/2	179,560.36	1/2	179,792.54	1/2	180,024.71	1/2	180,256.89	1/2	180,489.07
9/16	179,335.44	9/16	179,567.61	9/16	179,799.79	9/16	180,031.97	9/16	180,264.15	9/16	180,496.33
5/8	179,342.69	5/8	179,574.87	5/8	179,807.05	5/8	180,039.23	5/8	180,271.40	5/8	180,503.58
11/16	179,349.95	11/16	179,582.12	11/16	179,814.30	11/16	180,046.48	11/16	180,278.66	11/16	180,510.84
3/4	179,357.20	3/4	179,589.38	3/4	179,821.56	3/4	180,053.74	3/4	180,285.92	3/4	180,518.09
13/16	179,364.46	13/16	179,596.64	13/16	179,828.81	13/16	180,060.99	13/16	180,293.17	13/16	180,525.35
7/8	179,371.71	7/8	179,603.89	7/8	179,836.07	7/8	180,068.25	7/8	180,300.43	7/8	180,532.60
15/16	179,378.97	15/16	179,611.15	15/16	179,843.33	15/16	180,075.50	15/16	180,307.68	15/16	180,539.86
3	179,386.22	5	179,618.40	7	179,850.58	9	180,082.76	11	180,314.94	1	180,547.12
1/16	179,393.48	1/16	179,625.66	1/16	179,857.84	1/16	180,090.01	1/16	180,322.19	1/16	180,554.37
1/8	179,400.74	1/8	179,632.91	1/8	179,865.09	1/8	180,097.27	1/8	180,329.45	1/8	180,561.63
3/16	179,407.99	3/16	179,640.17	3/16	179,872.35	3/16	180,104.53	3/16	180,336.70	3/16	180,568.88
1/4	179,415.25	1/4	179,647.43	1/4	179,879.60	1/4	180,111.78	1/4	180,343.96	1/4	180,576.14
5/16	179,422.50	5/16	179,654.68	5/16	179,886.86	5/16	180,119.04	5/16	180,351.22	5/16	180,583.39
3/8	179,429.76	3/8	179,661.94	3/8	179,894.11	3/8	180,126.29	3/8	180,358.47	3/8	180,590.65
7/16	179,437.01	7/16	179,669.19	7/16	179,901.37	7/16	180,133.55	7/16	180,365.73	7/16	180,597.90
1/2	179,444.27	1/2	179,676.45	1/2	179,908.63	1/2	180,140.80	1/2	180,372.98	1/2	180,605.16
9/16	179,451.52	9/16	179,683.70	9/16	179,915.88	9/16	180,148.06	9/16	180,380.24	9/16	180,612.42
5/8	179,458.78	5/8	179,690.96	5/8	179,923.14	5/8	180,155.31	5/8	180,387.49	5/8	180,619.67
11/16	179,466.04	11/16	179,698.21	11/16	179,930.39	11/16	180,162.57	11/16	180,394.75	11/16	180,626.93
3/4	179,473.29	3/4	179,705.47	3/4	179,937.65	3/4	180,169.83	3/4	180,402.00	3/4	180,634.18
13/16	179,480.55	13/16	179,712.73	13/16	179,944.90	13/16	180,177.08	13/16	180,409.26	13/16	180,641.44
7/8	179,487.80	7/8	179,719.98	7/8	179,952.16	7/8	180,184.34	7/8	180,416.52	7/8	180,648.69
15/16	179,495.06	15/16	179,727.24	15/16	179,959.41	15/16	180,191.59	15/16	180,423.77	15/16	180,655.95

This chart is Certified for Tank: 16 only. No changes are permissible without the written consent of GAUGE POINT CALIBRATION.

For calibration specification information, see certificate on page 1.

Tank No: 16
GAUGE POINT CALIBRATION
1-800-205-TANK

Red Hill, Pearl Harbor, Hawaii

Issue Date: 06/12/06

Capacities given in barrels of 42 U.S. gallons.

Gauge Height: 256'-07 1/2"

in/in	146 FT	in/in	146 FT	in/in	146 FT	in/in	146 FT	in/in	146 FT	in/in	147 FT
2	180,663.20	4	180,895.38	6	181,127.56	8	181,359.74	10	181,591.92	0	181,824.10
1/16	180,670.46	1/16	180,902.64	1/16	181,134.82	1/16	181,366.99	1/16	181,599.17	1/16	181,831.35
1/8	180,677.72	1/8	180,909.89	1/8	181,142.07	1/8	181,374.25	1/8	181,606.43	1/8	181,838.61
3/16	180,684.97	3/16	180,917.15	3/16	181,149.33	3/16	181,381.51	3/16	181,613.68	3/16	181,845.86
1/4	180,692.23	1/4	180,924.41	1/4	181,156.58	1/4	181,388.76	1/4	181,620.94	1/4	181,853.12
5/16	180,699.48	5/16	180,931.66	5/16	181,163.84	5/16	181,396.02	5/16	181,628.20	5/16	181,860.37
3/8	180,706.74	3/8	180,938.92	3/8	181,171.09	3/8	181,403.27	3/8	181,635.45	3/8	181,867.63
7/16	180,713.99	7/16	180,946.17	7/16	181,178.35	7/16	181,410.53	7/16	181,642.71	7/16	181,874.88
1/2	180,721.25	1/2	180,953.43	1/2	181,185.61	1/2	181,417.78	1/2	181,649.96	1/2	181,882.14
9/16	180,728.50	9/16	180,960.68	9/16	181,192.86	9/16	181,425.04	9/16	181,657.22	9/16	181,889.40
5/8	180,735.76	5/8	180,967.94	5/8	181,200.12	5/8	181,432.29	5/8	181,664.47	5/8	181,896.65
11/16	180,743.02	11/16	180,975.19	11/16	181,207.37	11/16	181,439.55	11/16	181,671.73	11/16	181,903.91
3/4	180,750.27	3/4	180,982.45	3/4	181,214.63	3/4	181,446.81	3/4	181,678.98	3/4	181,911.16
13/16	180,757.53	13/16	180,989.71	13/16	181,221.88	13/16	181,454.06	13/16	181,686.24	13/16	181,918.42
7/8	180,764.78	7/8	180,996.96	7/8	181,229.14	7/8	181,461.32	7/8	181,693.50	7/8	181,925.67
15/16	180,772.04	15/16	181,004.22	15/16	181,236.39	15/16	181,468.57	15/16	181,700.75	15/16	181,932.93
3	180,779.29	5	181,011.47	7	181,243.65	9	181,475.83	11	181,708.01	1	181,940.18
1/16	180,786.55	1/16	181,018.73	1/16	181,250.91	1/16	181,483.08	1/16	181,715.26	1/16	181,947.44
1/8	180,793.80	1/8	181,025.98	1/8	181,258.16	1/8	181,490.34	1/8	181,722.52	1/8	181,954.70
3/16	180,801.06	3/16	181,033.24	3/16	181,265.42	3/16	181,497.60	3/16	181,729.77	3/16	181,961.95
1/4	180,808.32	1/4	181,040.49	1/4	181,272.67	1/4	181,504.85	1/4	181,737.03	1/4	181,969.21
5/16	180,815.57	5/16	181,047.75	5/16	181,279.93	5/16	181,512.11	5/16	181,744.28	5/16	181,976.46
3/8	180,822.83	3/8	181,055.01	3/8	181,287.18	3/8	181,519.36	3/8	181,751.54	3/8	181,983.72
7/16	180,830.08	7/16	181,062.26	7/16	181,294.44	7/16	181,526.62	7/16	181,758.80	7/16	181,990.97
1/2	180,837.34	1/2	181,069.52	1/2	181,301.69	1/2	181,533.87	1/2	181,766.05	1/2	181,998.23
9/16	180,844.59	9/16	181,076.77	9/16	181,308.95	9/16	181,541.13	9/16	181,773.31	9/16	182,005.48
5/8	180,851.85	5/8	181,084.03	5/8	181,316.21	5/8	181,548.38	5/8	181,780.56	5/8	182,012.74
11/16	180,859.11	11/16	181,091.28	11/16	181,323.46	11/16	181,555.64	11/16	181,787.82	11/16	182,020.00
3/4	180,866.36	3/4	181,098.54	3/4	181,330.72	3/4	181,562.90	3/4	181,795.07	3/4	182,027.25
13/16	180,873.62	13/16	181,105.79	13/16	181,337.97	13/16	181,570.15	13/16	181,802.33	13/16	182,034.51
7/8	180,880.87	7/8	181,113.05	7/8	181,345.23	7/8	181,577.41	7/8	181,809.58	7/8	182,041.76
15/16	180,888.13	15/16	181,120.31	15/16	181,352.48	15/16	181,584.66	15/16	181,816.84	15/16	182,049.02

This chart is Certified for Tank: 16 only. No changes are permissible without the written consent of GAUGE POINT CALIBRATION.

For calibration specification information, see certificate on page 1.

Tank No: 16
GAUGE POINT CALIBRATION
1-800-205-TANK

Red Hill, Pearl Harbor, Hawaii

Issue Date: 06/12/06

Capacities given in barrels of 42 U.S. gallons.

Gauge Height: 256'-07 1/2"

in/in	147 FT	in/in	147 FT	in/in	147 FT	in/in	147 FT	in/in	147 FT	in/in	148 FT
2	182,056.27	4	182,288.45	6	182,520.63	8	182,752.81	10	182,984.99	0	183,217.16
1/16	182,063.53	1/16	182,295.71	1/16	182,527.89	1/16	182,760.06	1/16	182,992.24	1/16	183,224.42
1/8	182,070.79	1/8	182,302.96	1/8	182,535.14	1/8	182,767.32	1/8	182,999.50	1/8	183,231.68
3/16	182,078.04	3/16	182,310.22	3/16	182,542.40	3/16	182,774.58	3/16	183,006.75	3/16	183,238.93
1/4	182,085.30	1/4	182,317.47	1/4	182,549.65	1/4	182,781.83	1/4	183,014.01	1/4	183,246.19
5/16	182,092.55	5/16	182,324.73	5/16	182,556.91	5/16	182,789.09	5/16	183,021.26	5/16	183,253.44
3/8	182,099.81	3/8	182,331.99	3/8	182,564.16	3/8	182,796.34	3/8	183,028.52	3/8	183,260.70
7/16	182,107.06	7/16	182,339.24	7/16	182,571.42	7/16	182,803.60	7/16	183,035.78	7/16	183,267.95
1/2	182,114.32	1/2	182,346.50	1/2	182,578.67	1/2	182,810.85	1/2	183,043.03	1/2	183,275.21
9/16	182,121.57	9/16	182,353.75	9/16	182,585.93	9/16	182,818.11	9/16	183,050.29	9/16	183,282.47
5/8	182,128.83	5/8	182,361.01	5/8	182,593.19	5/8	182,825.36	5/8	183,057.54	5/8	183,289.72
11/16	182,136.09	11/16	182,368.26	11/16	182,600.44	11/16	182,832.62	11/16	183,064.80	11/16	183,296.98
3/4	182,143.34	3/4	182,375.52	3/4	182,607.70	3/4	182,839.88	3/4	183,072.05	3/4	183,304.23
13/16	182,150.60	13/16	182,382.77	13/16	182,614.95	13/16	182,847.13	13/16	183,079.31	13/16	183,311.49
7/8	182,157.85	7/8	182,390.03	7/8	182,622.21	7/8	182,854.39	7/8	183,086.56	7/8	183,318.74
15/16	182,165.11	15/16	182,397.29	15/16	182,629.46	15/16	182,861.64	15/16	183,093.82	15/16	183,326.00
3	182,172.36	5	182,404.54	7	182,636.72	9	182,868.90	11	183,101.08	1	183,333.25
1/16	182,179.62	1/16	182,411.80	1/16	182,643.97	1/16	182,876.15	1/16	183,108.33	1/16	183,340.51
1/8	182,186.87	1/8	182,419.05	1/8	182,651.23	1/8	182,883.41	1/8	183,115.59	1/8	183,347.77
3/16	182,194.13	3/16	182,426.31	3/16	182,658.49	3/16	182,890.66	3/16	183,122.84	3/16	183,355.02
1/4	182,201.39	1/4	182,433.56	1/4	182,665.74	1/4	182,897.92	1/4	183,130.10	1/4	183,362.28
5/16	182,208.64	5/16	182,440.82	5/16	182,673.00	5/16	182,905.18	5/16	183,137.35	5/16	183,369.53
3/8	182,215.90	3/8	182,448.07	3/8	182,680.25	3/8	182,912.43	3/8	183,144.61	3/8	183,376.79
7/16	182,223.15	7/16	182,455.33	7/16	182,687.51	7/16	182,919.69	7/16	183,151.86	7/16	183,384.04
1/2	182,230.41	1/2	182,462.59	1/2	182,694.76	1/2	182,926.94	1/2	183,159.12	1/2	183,391.30
9/16	182,237.66	9/16	182,469.84	9/16	182,702.02	9/16	182,934.20	9/16	183,166.38	9/16	183,398.55
5/8	182,244.92	5/8	182,477.10	5/8	182,709.28	5/8	182,941.45	5/8	183,173.63	5/8	183,405.81
11/16	182,252.17	11/16	182,484.35	11/16	182,716.53	11/16	182,948.71	11/16	183,180.89	11/16	183,413.07
3/4	182,259.43	3/4	182,491.61	3/4	182,723.79	3/4	182,955.96	3/4	183,188.14	3/4	183,420.32
13/16	182,266.69	13/16	182,498.86	13/16	182,731.04	13/16	182,963.22	13/16	183,195.40	13/16	183,427.58
7/8	182,273.94	7/8	182,506.12	7/8	182,738.30	7/8	182,970.48	7/8	183,202.65	7/8	183,434.83
15/16	182,281.20	15/16	182,513.37	15/16	182,745.55	15/16	182,977.73	15/16	183,209.91	15/16	183,442.09

This chart is Certified for Tank: 16 only. No changes are permissible without the written consent of GAUGE POINT CALIBRATION.

For calibration specification information, see certificate on page 1.

Tank No: 16
GAUGE POINT CALIBRATION
1-800-205-TANK

Red Hill, Pearl Harbor, Hawaii

Issue Date: 06/12/06

Capacities given in barrels of 42 U.S. gallons.

Gauge Height: 256'-07 1/2"

in/in	148 FT	in/in	148 FT	in/in	148 FT	in/in	148 FT	in/in	148 FT	in/in	149 FT
2	183,449.34	4	183,681.52	6	183,913.70	8	184,145.88	10	184,378.06	0	184,610.23
1/16	183,456.60	1/16	183,688.78	1/16	183,920.96	1/16	184,153.13	1/16	184,385.31	1/16	184,617.49
1/8	183,463.85	1/8	183,696.03	1/8	183,928.21	1/8	184,160.39	1/8	184,392.57	1/8	184,624.75
3/16	183,471.11	3/16	183,703.29	3/16	183,935.47	3/16	184,167.64	3/16	184,399.82	3/16	184,632.00
1/4	183,478.37	1/4	183,710.54	1/4	183,942.72	1/4	184,174.90	1/4	184,407.08	1/4	184,639.26
5/16	183,485.62	5/16	183,717.80	5/16	183,949.98	5/16	184,182.16	5/16	184,414.33	5/16	184,646.51
3/8	183,492.88	3/8	183,725.05	3/8	183,957.23	3/8	184,189.41	3/8	184,421.59	3/8	184,653.77
7/16	183,500.13	7/16	183,732.31	7/16	183,964.49	7/16	184,196.67	7/16	184,428.84	7/16	184,661.02
1/2	183,507.39	1/2	183,739.57	1/2	183,971.74	1/2	184,203.92	1/2	184,436.10	1/2	184,668.28
9/16	183,514.64	9/16	183,746.82	9/16	183,979.00	9/16	184,211.18	9/16	184,443.36	9/16	184,675.53
5/8	183,521.90	5/8	183,754.08	5/8	183,986.26	5/8	184,218.43	5/8	184,450.61	5/8	184,682.79
11/16	183,529.15	11/16	183,761.33	11/16	183,993.51	11/16	184,225.69	11/16	184,457.87	11/16	184,690.05
3/4	183,536.41	3/4	183,768.59	3/4	184,000.77	3/4	184,232.94	3/4	184,465.12	3/4	184,697.30
13/16	183,543.67	13/16	183,775.84	13/16	184,008.02	13/16	184,240.20	13/16	184,472.38	13/16	184,704.56
7/8	183,550.92	7/8	183,783.10	7/8	184,015.28	7/8	184,247.46	7/8	184,479.63	7/8	184,711.81
15/16	183,558.18	15/16	183,790.35	15/16	184,022.53	15/16	184,254.71	15/16	184,486.89	15/16	184,719.07
3	183,565.43	5	183,797.61	7	184,029.79	9	184,261.97	11	184,494.14	1	184,726.32
1/16	183,572.69	1/16	183,804.87	1/16	184,037.04	1/16	184,269.22	1/16	184,501.40	1/16	184,733.58
1/8	183,579.94	1/8	183,812.12	1/8	184,044.30	1/8	184,276.48	1/8	184,508.66	1/8	184,740.83
3/16	183,587.20	3/16	183,819.38	3/16	184,051.56	3/16	184,283.73	3/16	184,515.91	3/16	184,748.09
1/4	183,594.45	1/4	183,826.63	1/4	184,058.81	1/4	184,290.99	1/4	184,523.17	1/4	184,755.35
5/16	183,601.71	5/16	183,833.89	5/16	184,066.07	5/16	184,298.24	5/16	184,530.42	5/16	184,762.60
3/8	183,608.97	3/8	183,841.14	3/8	184,073.32	3/8	184,305.50	3/8	184,537.68	3/8	184,769.86
7/16	183,616.22	7/16	183,848.40	7/16	184,080.58	7/16	184,312.76	7/16	184,544.93	7/16	184,777.11
1/2	183,623.48	1/2	183,855.65	1/2	184,087.83	1/2	184,320.01	1/2	184,552.19	1/2	184,784.37
9/16	183,630.73	9/16	183,862.91	9/16	184,095.09	9/16	184,327.27	9/16	184,559.45	9/16	184,791.62
5/8	183,637.99	5/8	183,870.17	5/8	184,102.34	5/8	184,334.52	5/8	184,566.70	5/8	184,798.88
11/16	183,645.24	11/16	183,877.42	11/16	184,109.60	11/16	184,341.78	11/16	184,573.96	11/16	184,806.13
3/4	183,652.50	3/4	183,884.68	3/4	184,116.86	3/4	184,349.03	3/4	184,581.21	3/4	184,813.39
13/16	183,659.75	13/16	183,891.93	13/16	184,124.11	13/16	184,356.29	13/16	184,588.47	13/16	184,820.65
7/8	183,667.01	7/8	183,899.19	7/8	184,131.37	7/8	184,363.54	7/8	184,595.72	7/8	184,827.90
15/16	183,674.27	15/16	183,906.44	15/16	184,138.62	15/16	184,370.80	15/16	184,602.98	15/16	184,835.16

This chart is Certified for Tank: 16 only. No changes are permissible without the written consent of GAUGE POINT CALIBRATION.

For calibration specification information, see certificate on page 1.

Tank No: 16
GAUGE POINT CALIBRATION
1-800-205-TANK

Red Hill, Pearl Harbor, Hawaii

Issue Date: 06/12/06

Capacities given in barrels of 42 U.S. gallons.

Gauge Height: 256'-07 1/2"

in/in	149 FT	in/in	149 FT	in/in	149 FT	in/in	149 FT	in/in	149 FT	in/in	150 FT
2	184,842.41	4	185,074.59	6	185,306.77	8	185,538.95	10	185,771.13	0	186,003.30
1/16	184,849.67	1/16	185,081.85	1/16	185,314.02	1/16	185,546.20	1/16	185,778.38	1/16	186,010.56
1/8	184,856.92	1/8	185,089.10	1/8	185,321.28	1/8	185,553.46	1/8	185,785.64	1/8	186,017.81
3/16	184,864.18	3/16	185,096.36	3/16	185,328.54	3/16	185,560.71	3/16	185,792.89	3/16	186,025.07
1/4	184,871.43	1/4	185,103.61	1/4	185,335.79	1/4	185,567.97	1/4	185,800.15	1/4	186,032.33
5/16	184,878.69	5/16	185,110.87	5/16	185,343.05	5/16	185,575.22	5/16	185,807.40	5/16	186,039.58
3/8	184,885.95	3/8	185,118.12	3/8	185,350.30	3/8	185,582.48	3/8	185,814.66	3/8	186,046.84
7/16	184,893.20	7/16	185,125.38	7/16	185,357.56	7/16	185,589.74	7/16	185,821.91	7/16	186,054.09
1/2	184,900.46	1/2	185,132.64	1/2	185,364.81	1/2	185,596.99	1/2	185,829.17	1/2	186,061.35
9/16	184,907.71	9/16	185,139.89	9/16	185,372.07	9/16	185,604.25	9/16	185,836.43	9/16	186,068.60
5/8	184,914.97	5/8	185,147.15	5/8	185,379.32	5/8	185,611.50	5/8	185,843.68	5/8	186,075.86
11/16	184,922.22	11/16	185,154.40	11/16	185,386.58	11/16	185,618.76	11/16	185,850.94	11/16	186,083.11
3/4	184,929.48	3/4	185,161.66	3/4	185,393.84	3/4	185,626.01	3/4	185,858.19	3/4	186,090.37
13/16	184,936.73	13/16	185,168.91	13/16	185,401.09	13/16	185,633.27	13/16	185,865.45	13/16	186,097.63
7/8	184,943.99	7/8	185,176.17	7/8	185,408.35	7/8	185,640.52	7/8	185,872.70	7/8	186,104.88
15/16	184,951.25	15/16	185,183.42	15/16	185,415.60	15/16	185,647.78	15/16	185,879.96	15/16	186,112.14
3	184,958.50	5	185,190.68	7	185,422.86	9	185,655.04	11	185,887.21	1	186,119.39
1/16	184,965.76	1/16	185,197.94	1/16	185,430.11	1/16	185,662.29	1/16	185,894.47	1/16	186,126.65
1/8	184,973.01	1/8	185,205.19	1/8	185,437.37	1/8	185,669.55	1/8	185,901.73	1/8	186,133.90
3/16	184,980.27	3/16	185,212.45	3/16	185,444.62	3/16	185,676.80	3/16	185,908.98	3/16	186,141.16
1/4	184,987.52	1/4	185,219.70	1/4	185,451.88	1/4	185,684.06	1/4	185,916.24	1/4	186,148.41
5/16	184,994.78	5/16	185,226.96	5/16	185,459.14	5/16	185,691.31	5/16	185,923.49	5/16	186,155.67
3/8	185,002.03	3/8	185,234.21	3/8	185,466.39	3/8	185,698.57	3/8	185,930.75	3/8	186,162.93
7/16	185,009.29	7/16	185,241.47	7/16	185,473.65	7/16	185,705.82	7/16	185,938.00	7/16	186,170.18
1/2	185,016.55	1/2	185,248.72	1/2	185,480.90	1/2	185,713.08	1/2	185,945.26	1/2	186,177.44
9/16	185,023.80	9/16	185,255.98	9/16	185,488.16	9/16	185,720.34	9/16	185,952.51	9/16	186,184.69
5/8	185,031.06	5/8	185,263.24	5/8	185,495.41	5/8	185,727.59	5/8	185,959.77	5/8	186,191.95
11/16	185,038.31	11/16	185,270.49	11/16	185,502.67	11/16	185,734.85	11/16	185,967.03	11/16	186,199.20
3/4	185,045.57	3/4	185,277.75	3/4	185,509.92	3/4	185,742.10	3/4	185,974.28	3/4	186,206.46
13/16	185,052.82	13/16	185,285.00	13/16	185,517.18	13/16	185,749.36	13/16	185,981.54	13/16	186,213.71
7/8	185,060.08	7/8	185,292.26	7/8	185,524.44	7/8	185,756.61	7/8	185,988.79	7/8	186,220.97
15/16	185,067.33	15/16	185,299.51	15/16	185,531.69	15/16	185,763.87	15/16	185,996.05	15/16	186,228.23

This chart is Certified for Tank: 16 only. No changes are permissible without the written consent of GAUGE POINT CALIBRATION.

For calibration specification information, see certificate on page 1.

Tank No: 16
GAUGE POINT CALIBRATION
1-800-205-TANK

Red Hill, Pearl Harbor, Hawaii

Issue Date: 06/12/06

Capacities given in barrels of 42 U.S. gallons.

Gauge Height: 256'-07 1/2"

in/in	150 FT	in/in	150 FT	in/in	150 FT	in/in	150 FT	in/in	150 FT	in/in	151 FT
2	186,235.48	4	186,467.66	6	186,699.84	8	186,932.02	10	187,164.19	0	187,396.37
1/16	186,242.74	1/16	186,474.92	1/16	186,707.09	1/16	186,939.27	1/16	187,171.45	1/16	187,403.63
1/8	186,249.99	1/8	186,482.17	1/8	186,714.35	1/8	186,946.53	1/8	187,178.71	1/8	187,410.88
3/16	186,257.25	3/16	186,489.43	3/16	186,721.60	3/16	186,953.78	3/16	187,185.96	3/16	187,418.14
1/4	186,264.50	1/4	186,496.68	1/4	186,728.86	1/4	186,961.04	1/4	187,193.22	1/4	187,425.39
5/16	186,271.76	5/16	186,503.94	5/16	186,736.12	5/16	186,968.29	5/16	187,200.47	5/16	187,432.65
3/8	186,279.01	3/8	186,511.19	3/8	186,743.37	3/8	186,975.55	3/8	187,207.73	3/8	187,439.91
7/16	186,286.27	7/16	186,518.45	7/16	186,750.63	7/16	186,982.81	7/16	187,214.98	7/16	187,447.16
1/2	186,293.53	1/2	186,525.70	1/2	186,757.88	1/2	186,990.06	1/2	187,222.24	1/2	187,454.42
9/16	186,300.78	9/16	186,532.96	9/16	186,765.14	9/16	186,997.32	9/16	187,229.49	9/16	187,461.67
5/8	186,308.04	5/8	186,540.22	5/8	186,772.39	5/8	187,004.57	5/8	187,236.75	5/8	187,468.93
11/16	186,315.29	11/16	186,547.47	11/16	186,779.65	11/16	187,011.83	11/16	187,244.01	11/16	187,476.18
3/4	186,322.55	3/4	186,554.73	3/4	186,786.90	3/4	187,019.08	3/4	187,251.26	3/4	187,483.44
13/16	186,329.80	13/16	186,561.98	13/16	186,794.16	13/16	187,026.34	13/16	187,258.52	13/16	187,490.69
7/8	186,337.06	7/8	186,569.24	7/8	186,801.42	7/8	187,033.59	7/8	187,265.77	7/8	187,497.95
15/16	186,344.32	15/16	186,576.49	15/16	186,808.67	15/16	187,040.85	15/16	187,273.03	15/16	187,505.21
3	186,351.57	5	186,583.75	7	186,815.93	9	187,048.11	11	187,280.28	1	187,512.46
1/16	186,358.83	1/16	186,591.00	1/16	186,823.18	1/16	187,055.36	1/16	187,287.54	1/16	187,519.72
1/8	186,366.08	1/8	186,598.26	1/8	186,830.44	1/8	187,062.62	1/8	187,294.79	1/8	187,526.97
3/16	186,373.34	3/16	186,605.52	3/16	186,837.69	3/16	187,069.87	3/16	187,302.05	3/16	187,534.23
1/4	186,380.59	1/4	186,612.77	1/4	186,844.95	1/4	187,077.13	1/4	187,309.31	1/4	187,541.48
5/16	186,387.85	5/16	186,620.03	5/16	186,852.20	5/16	187,084.38	5/16	187,316.56	5/16	187,548.74
3/8	186,395.10	3/8	186,627.28	3/8	186,859.46	3/8	187,091.64	3/8	187,323.82	3/8	187,556.00
7/16	186,402.36	7/16	186,634.54	7/16	186,866.72	7/16	187,098.89	7/16	187,331.07	7/16	187,563.25
1/2	186,409.62	1/2	186,641.79	1/2	186,873.97	1/2	187,106.15	1/2	187,338.33	1/2	187,570.51
9/16	186,416.87	9/16	186,649.05	9/16	186,881.23	9/16	187,113.41	9/16	187,345.58	9/16	187,577.76
5/8	186,424.13	5/8	186,656.30	5/8	186,888.48	5/8	187,120.66	5/8	187,352.84	5/8	187,585.02
11/16	186,431.38	11/16	186,663.56	11/16	186,895.74	11/16	187,127.92	11/16	187,360.09	11/16	187,592.27
3/4	186,438.64	3/4	186,670.82	3/4	186,902.99	3/4	187,135.17	3/4	187,367.35	3/4	187,599.53
13/16	186,445.89	13/16	186,678.07	13/16	186,910.25	13/16	187,142.43	13/16	187,374.61	13/16	187,606.78
7/8	186,453.15	7/8	186,685.33	7/8	186,917.50	7/8	187,149.68	7/8	187,381.86	7/8	187,614.04
15/16	186,460.40	15/16	186,692.58	15/16	186,924.76	15/16	187,156.94	15/16	187,389.12	15/16	187,621.30

This chart is Certified for Tank: 16 only. No changes are permissible without the written consent of GAUGE POINT CALIBRATION.

For calibration specification information, see certificate on page 1.

Tank No: 16
GAUGE POINT CALIBRATION
1-800-205-TANK

Red Hill, Pearl Harbor, Hawaii

Issue Date: 06/12/06

Capacities given in barrels of 42 U.S. gallons.

Gauge Height: 256'-07 1/2"

in/in	151 FT	in/in	151 FT	in/in	151 FT	in/in	151 FT	in/in	151 FT	in/in	152 FT
2	187,628.55	4	187,860.73	6	188,092.91	8	188,325.09	10	188,557.26	0	188,789.44
1/16	187,635.81	1/16	187,867.98	1/16	188,100.16	1/16	188,332.34	1/16	188,564.52	1/16	188,796.70
1/8	187,643.06	1/8	187,875.24	1/8	188,107.42	1/8	188,339.60	1/8	188,571.77	1/8	188,803.95
3/16	187,650.32	3/16	187,882.50	3/16	188,114.67	3/16	188,346.85	3/16	188,579.03	3/16	188,811.21
1/4	187,657.57	1/4	187,889.75	1/4	188,121.93	1/4	188,354.11	1/4	188,586.29	1/4	188,818.46
5/16	187,664.83	5/16	187,897.01	5/16	188,129.18	5/16	188,361.36	5/16	188,593.54	5/16	188,825.72
3/8	187,672.08	3/8	187,904.26	3/8	188,136.44	3/8	188,368.62	3/8	188,600.80	3/8	188,832.98
7/16	187,679.34	7/16	187,911.52	7/16	188,143.70	7/16	188,375.87	7/16	188,608.05	7/16	188,840.23
1/2	187,686.60	1/2	187,918.77	1/2	188,150.95	1/2	188,383.13	1/2	188,615.31	1/2	188,847.49
9/16	187,693.85	9/16	187,926.03	9/16	188,158.21	9/16	188,390.39	9/16	188,622.56	9/16	188,854.74
5/8	187,701.11	5/8	187,933.28	5/8	188,165.46	5/8	188,397.64	5/8	188,629.82	5/8	188,862.00
11/16	187,708.36	11/16	187,940.54	11/16	188,172.72	11/16	188,404.90	11/16	188,637.07	11/16	188,869.25
3/4	187,715.62	3/4	187,947.80	3/4	188,179.97	3/4	188,412.15	3/4	188,644.33	3/4	188,876.51
13/16	187,722.87	13/16	187,955.05	13/16	188,187.23	13/16	188,419.41	13/16	188,651.59	13/16	188,883.76
7/8	187,730.13	7/8	187,962.31	7/8	188,194.49	7/8	188,426.66	7/8	188,658.84	7/8	188,891.02
15/16	187,737.38	15/16	187,969.56	15/16	188,201.74	15/16	188,433.92	15/16	188,666.10	15/16	188,898.28
3	187,744.64	5	187,976.82	7	188,209.00	9	188,441.17	11	188,673.35	1	188,905.53
1/16	187,751.90	1/16	187,984.07	1/16	188,216.25	1/16	188,448.43	1/16	188,680.61	1/16	188,912.79
1/8	187,759.15	1/8	187,991.33	1/8	188,223.51	1/8	188,455.69	1/8	188,687.86	1/8	188,920.04
3/16	187,766.41	3/16	187,998.58	3/16	188,230.76	3/16	188,462.94	3/16	188,695.12	3/16	188,927.30
1/4	187,773.66	1/4	188,005.84	1/4	188,238.02	1/4	188,470.20	1/4	188,702.37	1/4	188,934.55
5/16	187,780.92	5/16	188,013.10	5/16	188,245.27	5/16	188,477.45	5/16	188,709.63	5/16	188,941.81
3/8	187,788.17	3/8	188,020.35	3/8	188,252.53	3/8	188,484.71	3/8	188,716.89	3/8	188,949.06
7/16	187,795.43	7/16	188,027.61	7/16	188,259.79	7/16	188,491.96	7/16	188,724.14	7/16	188,956.32
1/2	187,802.68	1/2	188,034.86	1/2	188,267.04	1/2	188,499.22	1/2	188,731.40	1/2	188,963.58
9/16	187,809.94	9/16	188,042.12	9/16	188,274.30	9/16	188,506.47	9/16	188,738.65	9/16	188,970.83
5/8	187,817.20	5/8	188,049.37	5/8	188,281.55	5/8	188,513.73	5/8	188,745.91	5/8	188,978.09
11/16	187,824.45	11/16	188,056.63	11/16	188,288.81	11/16	188,520.99	11/16	188,753.16	11/16	188,985.34
3/4	187,831.71	3/4	188,063.88	3/4	188,296.06	3/4	188,528.24	3/4	188,760.42	3/4	188,992.60
13/16	187,838.96	13/16	188,071.14	13/16	188,303.32	13/16	188,535.50	13/16	188,767.67	13/16	188,999.85
7/8	187,846.22	7/8	188,078.40	7/8	188,310.57	7/8	188,542.75	7/8	188,774.93	7/8	189,007.11
15/16	187,853.47	15/16	188,085.65	15/16	188,317.83	15/16	188,550.01	15/16	188,782.19	15/16	189,014.36

This chart is Certified for Tank: 16 only. No changes are permissible without the written consent of GAUGE POINT CALIBRATION.

For calibration specification information, see certificate on page 1.

Tank No: 16
GAUGE POINT CALIBRATION
1-800-205-TANK

Red Hill, Pearl Harbor, Hawaii

Issue Date: 06/12/06

Capacities given in barrels of 42 U.S. gallons.

Gauge Height: 256'-07 1/2"

in/in	152 FT	in/in	152 FT	in/in	152 FT	in/in	152 FT	in/in	152 FT	in/in	153 FT
2	189,021.62	4	189,253.80	6	189,485.98	8	189,718.15	10	189,950.33	0	190,182.51
1/16	189,028.88	1/16	189,261.05	1/16	189,493.23	1/16	189,725.41	1/16	189,957.59	1/16	190,189.77
1/8	189,036.13	1/8	189,268.31	1/8	189,500.49	1/8	189,732.67	1/8	189,964.84	1/8	190,197.02
3/16	189,043.39	3/16	189,275.56	3/16	189,507.74	3/16	189,739.92	3/16	189,972.10	3/16	190,204.28
1/4	189,050.64	1/4	189,282.82	1/4	189,515.00	1/4	189,747.18	1/4	189,979.35	1/4	190,211.53
5/16	189,057.90	5/16	189,290.08	5/16	189,522.25	5/16	189,754.43	5/16	189,986.61	5/16	190,218.79
3/8	189,065.15	3/8	189,297.33	3/8	189,529.51	3/8	189,761.69	3/8	189,993.87	3/8	190,226.04
7/16	189,072.41	7/16	189,304.59	7/16	189,536.77	7/16	189,768.94	7/16	190,001.12	7/16	190,233.30
1/2	189,079.66	1/2	189,311.84	1/2	189,544.02	1/2	189,776.20	1/2	190,008.38	1/2	190,240.56
9/16	189,086.92	9/16	189,319.10	9/16	189,551.28	9/16	189,783.45	9/16	190,015.63	9/16	190,247.81
5/8	189,094.18	5/8	189,326.35	5/8	189,558.53	5/8	189,790.71	5/8	190,022.89	5/8	190,255.07
11/16	189,101.43	11/16	189,333.61	11/16	189,565.79	11/16	189,797.97	11/16	190,030.14	11/16	190,262.32
3/4	189,108.69	3/4	189,340.86	3/4	189,573.04	3/4	189,805.22	3/4	190,037.40	3/4	190,269.58
13/16	189,115.94	13/16	189,348.12	13/16	189,580.30	13/16	189,812.48	13/16	190,044.66	13/16	190,276.83
7/8	189,123.20	7/8	189,355.38	7/8	189,587.55	7/8	189,819.73	7/8	190,051.91	7/8	190,284.09
15/16	189,130.45	15/16	189,362.63	15/16	189,594.81	15/16	189,826.99	15/16	190,059.17	15/16	190,291.34
3	189,137.71	5	189,369.89	7	189,602.07	9	189,834.24	11	190,066.42	1	190,298.60
1/16	189,144.96	1/16	189,377.14	1/16	189,609.32	1/16	189,841.50	1/16	190,073.68	1/16	190,305.86
1/8	189,152.22	1/8	189,384.40	1/8	189,616.58	1/8	189,848.75	1/8	190,080.93	1/8	190,313.11
3/16	189,159.48	3/16	189,391.65	3/16	189,623.83	3/16	189,856.01	3/16	190,088.19	3/16	190,320.37
1/4	189,166.73	1/4	189,398.91	1/4	189,631.09	1/4	189,863.27	1/4	190,095.44	1/4	190,327.62
5/16	189,173.99	5/16	189,406.17	5/16	189,638.34	5/16	189,870.52	5/16	190,102.70	5/16	190,334.88
3/8	189,181.24	3/8	189,413.42	3/8	189,645.60	3/8	189,877.78	3/8	190,109.96	3/8	190,342.13
7/16	189,188.50	7/16	189,420.68	7/16	189,652.85	7/16	189,885.03	7/16	190,117.21	7/16	190,349.39
1/2	189,195.75	1/2	189,427.93	1/2	189,660.11	1/2	189,892.29	1/2	190,124.47	1/2	190,356.64
9/16	189,203.01	9/16	189,435.19	9/16	189,667.37	9/16	189,899.54	9/16	190,131.72	9/16	190,363.90
5/8	189,210.26	5/8	189,442.44	5/8	189,674.62	5/8	189,906.80	5/8	190,138.98	5/8	190,371.16
11/16	189,217.52	11/16	189,449.70	11/16	189,681.88	11/16	189,914.05	11/16	190,146.23	11/16	190,378.41
3/4	189,224.78	3/4	189,456.95	3/4	189,689.13	3/4	189,921.31	3/4	190,153.49	3/4	190,385.67
13/16	189,232.03	13/16	189,464.21	13/16	189,696.39	13/16	189,928.57	13/16	190,160.74	13/16	190,392.92
7/8	189,239.29	7/8	189,471.47	7/8	189,703.64	7/8	189,935.82	7/8	190,168.00	7/8	190,400.18
15/16	189,246.54	15/16	189,478.72	15/16	189,710.90	15/16	189,943.08	15/16	190,175.26	15/16	190,407.43

This chart is Certified for Tank: 16 only. No changes are permissible without the written consent of GAUGE POINT CALIBRATION.

For calibration specification information, see certificate on page 1.

Tank No: 16
GAUGE POINT CALIBRATION
1-800-205-TANK

Red Hill, Pearl Harbor, Hawaii

Issue Date: 06/12/06

Capacities given in barrels of 42 U.S. gallons.

Gauge Height: 256'-07 1/2"

in/in	153 FT	in/in	153 FT	in/in	153 FT	in/in	153 FT	in/in	153 FT	in/in	154 FT
2	190,414.69	4	190,646.82	6	190,878.90	8	191,110.98	10	191,343.06	0	191,575.14
1/16	190,421.94	1/16	190,654.07	1/16	190,886.15	1/16	191,118.23	1/16	191,350.31	1/16	191,582.39
1/8	190,429.20	1/8	190,661.32	1/8	190,893.40	1/8	191,125.49	1/8	191,357.57	1/8	191,589.65
3/16	190,436.46	3/16	190,668.58	3/16	190,900.66	3/16	191,132.74	3/16	191,364.82	3/16	191,596.90
1/4	190,443.71	1/4	190,675.83	1/4	190,907.91	1/4	191,139.99	1/4	191,372.07	1/4	191,604.15
5/16	190,450.97	5/16	190,683.08	5/16	190,915.16	5/16	191,147.24	5/16	191,379.32	5/16	191,611.40
3/8	190,458.22	3/8	190,690.33	3/8	190,922.41	3/8	191,154.50	3/8	191,386.58	3/8	191,618.66
7/16	190,465.48	7/16	190,697.59	7/16	190,929.67	7/16	191,161.75	7/16	191,393.83	7/16	191,625.91
1/2	190,472.73	1/2	190,704.84	1/2	190,936.92	1/2	191,169.00	1/2	191,401.08	1/2	191,633.16
9/16	190,479.99	9/16	190,712.09	9/16	190,944.17	9/16	191,176.25	9/16	191,408.33	9/16	191,640.41
5/8	190,487.24	5/8	190,719.34	5/8	190,951.42	5/8	191,183.51	5/8	191,415.59	5/8	191,647.67
11/16	190,494.50	11/16	190,726.60	11/16	190,958.68	11/16	191,190.76	11/16	191,422.84	11/16	191,654.92
3/4	190,501.76	3/4	190,733.85	3/4	190,965.93	3/4	191,198.01	3/4	191,430.09	3/4	191,662.17
13/16	190,509.01	13/16	190,741.10	13/16	190,973.18	13/16	191,205.26	13/16	191,437.34	13/16	191,669.42
7/8	190,516.27	7/8	190,748.35	7/8	190,980.43	7/8	191,212.52	7/8	191,444.60	7/8	191,676.68
15/16	190,523.52	15/16	190,755.61	15/16	190,987.69	15/16	191,219.77	15/16	191,451.85	15/16	191,683.93
3	190,530.78	5	190,762.86	7	190,994.94	9	191,227.02	11	191,459.10	1	191,691.18
1/16	190,538.03	1/16	190,770.11	1/16	191,002.19	1/16	191,234.27	1/16	191,466.35	1/16	191,698.43
1/8	190,545.28	1/8	190,777.36	1/8	191,009.44	1/8	191,241.53	1/8	191,473.61	1/8	191,705.69
3/16	190,552.54	3/16	190,784.62	3/16	191,016.70	3/16	191,248.78	3/16	191,480.86	3/16	191,712.94
1/4	190,559.79	1/4	190,791.87	1/4	191,023.95	1/4	191,256.03	1/4	191,488.11	1/4	191,720.19
5/16	190,567.04	5/16	190,799.12	5/16	191,031.20	5/16	191,263.28	5/16	191,495.36	5/16	191,727.44
3/8	190,574.29	3/8	190,806.37	3/8	191,038.45	3/8	191,270.54	3/8	191,502.62	3/8	191,734.70
7/16	190,581.55	7/16	190,813.63	7/16	191,045.71	7/16	191,277.79	7/16	191,509.87	7/16	191,741.95
1/2	190,588.80	1/2	190,820.88	1/2	191,052.96	1/2	191,285.04	1/2	191,517.12	1/2	191,749.20
9/16	190,596.05	9/16	190,828.13	9/16	191,060.21	9/16	191,292.29	9/16	191,524.37	9/16	191,756.45
5/8	190,603.30	5/8	190,835.38	5/8	191,067.47	5/8	191,299.55	5/8	191,531.63	5/8	191,763.71
11/16	190,610.56	11/16	190,842.64	11/16	191,074.72	11/16	191,306.80	11/16	191,538.88	11/16	191,770.96
3/4	190,617.81	3/4	190,849.89	3/4	191,081.97	3/4	191,314.05	3/4	191,546.13	3/4	191,778.21
13/16	190,625.06	13/16	190,857.14	13/16	191,089.22	13/16	191,321.30	13/16	191,553.38	13/16	191,785.47
7/8	190,632.31	7/8	190,864.39	7/8	191,096.48	7/8	191,328.56	7/8	191,560.64	7/8	191,792.72
15/16	190,639.57	15/16	190,871.65	15/16	191,103.73	15/16	191,335.81	15/16	191,567.89	15/16	191,799.97

This chart is Certified for Tank: 16 only. No changes are permissible without the written consent of GAUGE POINT CALIBRATION.

For calibration specification information, see certificate on page 1.

Tank No: 16
GAUGE POINT CALIBRATION
1-800-205-TANK

Red Hill, Pearl Harbor, Hawaii

Issue Date: 06/12/06

Capacities given in barrels of 42 U.S. gallons.

Gauge Height: 256'-07 1/2"

in/in	154 FT	in/in	154 FT	in/in	154 FT	in/in	154 FT	in/in	154 FT	in/in	155 FT
2	191,807.22	4	192,039.30	6	192,271.38	8	192,503.46	10	192,735.55	0	192,967.63
1/16	191,814.48	1/16	192,046.56	1/16	192,278.64	1/16	192,510.72	1/16	192,742.80	1/16	192,974.88
1/8	191,821.73	1/8	192,053.81	1/8	192,285.89	1/8	192,517.97	1/8	192,750.05	1/8	192,982.13
3/16	191,828.98	3/16	192,061.06	3/16	192,293.14	3/16	192,525.22	3/16	192,757.30	3/16	192,989.38
1/4	191,836.23	1/4	192,068.31	1/4	192,300.39	1/4	192,532.48	1/4	192,764.56	1/4	192,996.64
5/16	191,843.49	5/16	192,075.57	5/16	192,307.65	5/16	192,539.73	5/16	192,771.81	5/16	193,003.89
3/8	191,850.74	3/8	192,082.82	3/8	192,314.90	3/8	192,546.98	3/8	192,779.06	3/8	193,011.14
7/16	191,857.99	7/16	192,090.07	7/16	192,322.15	7/16	192,554.23	7/16	192,786.31	7/16	193,018.39
1/2	191,865.24	1/2	192,097.32	1/2	192,329.40	1/2	192,561.49	1/2	192,793.57	1/2	193,025.65
9/16	191,872.50	9/16	192,104.58	9/16	192,336.66	9/16	192,568.74	9/16	192,800.82	9/16	193,032.90
5/8	191,879.75	5/8	192,111.83	5/8	192,343.91	5/8	192,575.99	5/8	192,808.07	5/8	193,040.15
11/16	191,887.00	11/16	192,119.08	11/16	192,351.16	11/16	192,583.24	11/16	192,815.32	11/16	193,047.40
3/4	191,894.25	3/4	192,126.33	3/4	192,358.41	3/4	192,590.50	3/4	192,822.58	3/4	193,054.66
13/16	191,901.51	13/16	192,133.59	13/16	192,365.67	13/16	192,597.75	13/16	192,829.83	13/16	193,061.91
7/8	191,908.76	7/8	192,140.84	7/8	192,372.92	7/8	192,605.00	7/8	192,837.08	7/8	193,069.16
15/16	191,916.01	15/16	192,148.09	15/16	192,380.17	15/16	192,612.25	15/16	192,844.33	15/16	193,076.41
3	191,923.26	5	192,155.34	7	192,387.42	9	192,619.51	11	192,851.59	1	193,083.67
1/16	191,930.52	1/16	192,162.60	1/16	192,394.68	1/16	192,626.76	1/16	192,858.84	1/16	193,090.92
1/8	191,937.77	1/8	192,169.85	1/8	192,401.93	1/8	192,634.01	1/8	192,866.09	1/8	193,098.17
3/16	191,945.02	3/16	192,177.10	3/16	192,409.18	3/16	192,641.26	3/16	192,873.34	3/16	193,105.42
1/4	191,952.27	1/4	192,184.35	1/4	192,416.43	1/4	192,648.52	1/4	192,880.60	1/4	193,112.68
5/16	191,959.53	5/16	192,191.61	5/16	192,423.69	5/16	192,655.77	5/16	192,887.85	5/16	193,119.93
3/8	191,966.78	3/8	192,198.86	3/8	192,430.94	3/8	192,663.02	3/8	192,895.10	3/8	193,127.18
7/16	191,974.03	7/16	192,206.11	7/16	192,438.19	7/16	192,670.27	7/16	192,902.35	7/16	193,134.43
1/2	191,981.28	1/2	192,213.36	1/2	192,445.44	1/2	192,677.53	1/2	192,909.61	1/2	193,141.69
9/16	191,988.54	9/16	192,220.62	9/16	192,452.70	9/16	192,684.78	9/16	192,916.86	9/16	193,148.94
5/8	191,995.79	5/8	192,227.87	5/8	192,459.95	5/8	192,692.03	5/8	192,924.11	5/8	193,156.19
11/16	192,003.04	11/16	192,235.12	11/16	192,467.20	11/16	192,699.28	11/16	192,931.36	11/16	193,163.44
3/4	192,010.29	3/4	192,242.37	3/4	192,474.45	3/4	192,706.54	3/4	192,938.62	3/4	193,170.70
13/16	192,017.55	13/16	192,249.63	13/16	192,481.71	13/16	192,713.79	13/16	192,945.87	13/16	193,177.95
7/8	192,024.80	7/8	192,256.88	7/8	192,488.96	7/8	192,721.04	7/8	192,953.12	7/8	193,185.20
15/16	192,032.05	15/16	192,264.13	15/16	192,496.21	15/16	192,728.29	15/16	192,960.37	15/16	193,192.45

This chart is Certified for Tank: 16 only. No changes are permissible without the written consent of GAUGE POINT CALIBRATION.

For calibration specification information, see certificate on page 1.

Tank No: 16
GAUGE POINT CALIBRATION
1-800-205-TANK

Red Hill, Pearl Harbor, Hawaii

Issue Date: 06/12/06

Capacities given in barrels of 42 U.S. gallons.

Gauge Height: 256'-07 1/2"

in/in	155 FT	in/in	155 FT	in/in	155 FT	in/in	155 FT	in/in	155 FT	in/in	156 FT
2	193,199.71	4	193,431.79	6	193,663.87	8	193,895.95	10	194,128.03	0	194,360.11
1/16	193,206.96	1/16	193,439.04	1/16	193,671.12	1/16	193,903.20	1/16	194,135.28	1/16	194,367.36
1/8	193,214.21	1/8	193,446.29	1/8	193,678.37	1/8	193,910.45	1/8	194,142.54	1/8	194,374.62
3/16	193,221.46	3/16	193,453.55	3/16	193,685.63	3/16	193,917.71	3/16	194,149.79	3/16	194,381.87
1/4	193,228.72	1/4	193,460.80	1/4	193,692.88	1/4	193,924.96	1/4	194,157.04	1/4	194,389.12
5/16	193,235.97	5/16	193,468.05	5/16	193,700.13	5/16	193,932.21	5/16	194,164.29	5/16	194,396.37
3/8	193,243.22	3/8	193,475.30	3/8	193,707.38	3/8	193,939.46	3/8	194,171.55	3/8	194,403.63
7/16	193,250.48	7/16	193,482.56	7/16	193,714.64	7/16	193,946.72	7/16	194,178.80	7/16	194,410.88
1/2	193,257.73	1/2	193,489.81	1/2	193,721.89	1/2	193,953.97	1/2	194,186.05	1/2	194,418.13
9/16	193,264.98	9/16	193,497.06	9/16	193,729.14	9/16	193,961.22	9/16	194,193.30	9/16	194,425.38
5/8	193,272.23	5/8	193,504.31	5/8	193,736.39	5/8	193,968.48	5/8	194,200.56	5/8	194,432.64
11/16	193,279.49	11/16	193,511.57	11/16	193,743.65	11/16	193,975.73	11/16	194,207.81	11/16	194,439.89
3/4	193,286.74	3/4	193,518.82	3/4	193,750.90	3/4	193,982.98	3/4	194,215.06	3/4	194,447.14
13/16	193,293.99	13/16	193,526.07	13/16	193,758.15	13/16	193,990.23	13/16	194,222.31	13/16	194,454.39
7/8	193,301.24	7/8	193,533.32	7/8	193,765.40	7/8	193,997.49	7/8	194,229.57	7/8	194,461.65
15/16	193,308.50	15/16	193,540.58	15/16	193,772.66	15/16	194,004.74	15/16	194,236.82	15/16	194,468.90
3	193,315.75	5	193,547.83	7	193,779.91	9	194,011.99	11	194,244.07	1	194,476.15
1/16	193,323.00	1/16	193,555.08	1/16	193,787.16	1/16	194,019.24	1/16	194,251.32	1/16	194,483.40
1/8	193,330.25	1/8	193,562.33	1/8	193,794.41	1/8	194,026.50	1/8	194,258.58	1/8	194,490.66
3/16	193,337.51	3/16	193,569.59	3/16	193,801.67	3/16	194,033.75	3/16	194,265.83	3/16	194,497.91
1/4	193,344.76	1/4	193,576.84	1/4	193,808.92	1/4	194,041.00	1/4	194,273.08	1/4	194,505.16
5/16	193,352.01	5/16	193,584.09	5/16	193,816.17	5/16	194,048.25	5/16	194,280.33	5/16	194,512.41
3/8	193,359.26	3/8	193,591.34	3/8	193,823.42	3/8	194,055.51	3/8	194,287.59	3/8	194,519.67
7/16	193,366.52	7/16	193,598.60	7/16	193,830.68	7/16	194,062.76	7/16	194,294.84	7/16	194,526.92
1/2	193,373.77	1/2	193,605.85	1/2	193,837.93	1/2	194,070.01	1/2	194,302.09	1/2	194,534.17
9/16	193,381.02	9/16	193,613.10	9/16	193,845.18	9/16	194,077.26	9/16	194,309.34	9/16	194,541.42
5/8	193,388.27	5/8	193,620.35	5/8	193,852.43	5/8	194,084.52	5/8	194,316.60	5/8	194,548.68
11/16	193,395.53	11/16	193,627.61	11/16	193,859.69	11/16	194,091.77	11/16	194,323.85	11/16	194,555.93
3/4	193,402.78	3/4	193,634.86	3/4	193,866.94	3/4	194,099.02	3/4	194,331.10	3/4	194,563.18
13/16	193,410.03	13/16	193,642.11	13/16	193,874.19	13/16	194,106.27	13/16	194,338.35	13/16	194,570.43
7/8	193,417.28	7/8	193,649.36	7/8	193,881.44	7/8	194,113.53	7/8	194,345.61	7/8	194,577.69
15/16	193,424.54	15/16	193,656.62	15/16	193,888.70	15/16	194,120.78	15/16	194,352.86	15/16	194,584.94

This chart is Certified for Tank: 16 only. No changes are permissible without the written consent of GAUGE POINT CALIBRATION.

For calibration specification information, see certificate on page 1.

Tank No: 16
GAUGE POINT CALIBRATION
1-800-205-TANK

Red Hill, Pearl Harbor, Hawaii

Issue Date: 06/12/06

Capacities given in barrels of 42 U.S. gallons.

Gauge Height: 256'-07 1/2"

in/in	156 FT	in/in	156 FT	in/in	156 FT	in/in	156 FT	in/in	156 FT	in/in	157 FT
2	194,592.19	4	194,824.27	6	195,056.35	8	195,288.43	10	195,520.52	0	195,752.60
1/16	194,599.44	1/16	194,831.53	1/16	195,063.61	1/16	195,295.69	1/16	195,527.77	1/16	195,759.85
1/8	194,606.70	1/8	194,838.78	1/8	195,070.86	1/8	195,302.94	1/8	195,535.02	1/8	195,767.10
3/16	194,613.95	3/16	194,846.03	3/16	195,078.11	3/16	195,310.19	3/16	195,542.27	3/16	195,774.35
1/4	194,621.20	1/4	194,853.28	1/4	195,085.36	1/4	195,317.44	1/4	195,549.53	1/4	195,781.61
5/16	194,628.45	5/16	194,860.54	5/16	195,092.62	5/16	195,324.70	5/16	195,556.78	5/16	195,788.86
3/8	194,635.71	3/8	194,867.79	3/8	195,099.87	3/8	195,331.95	3/8	195,564.03	3/8	195,796.11
7/16	194,642.96	7/16	194,875.04	7/16	195,107.12	7/16	195,339.20	7/16	195,571.28	7/16	195,803.36
1/2	194,650.21	1/2	194,882.29	1/2	195,114.37	1/2	195,346.45	1/2	195,578.54	1/2	195,810.62
9/16	194,657.46	9/16	194,889.55	9/16	195,121.63	9/16	195,353.71	9/16	195,585.79	9/16	195,817.87
5/8	194,664.72	5/8	194,896.80	5/8	195,128.88	5/8	195,360.96	5/8	195,593.04	5/8	195,825.12
11/16	194,671.97	11/16	194,904.05	11/16	195,136.13	11/16	195,368.21	11/16	195,600.29	11/16	195,832.37
3/4	194,679.22	3/4	194,911.30	3/4	195,143.38	3/4	195,375.46	3/4	195,607.55	3/4	195,839.63
13/16	194,686.48	13/16	194,918.56	13/16	195,150.64	13/16	195,382.72	13/16	195,614.80	13/16	195,846.88
7/8	194,693.73	7/8	194,925.81	7/8	195,157.89	7/8	195,389.97	7/8	195,622.05	7/8	195,854.13
15/16	194,700.98	15/16	194,933.06	15/16	195,165.14	15/16	195,397.22	15/16	195,629.30	15/16	195,861.38
3	194,708.23	5	194,940.31	7	195,172.39	9	195,404.47	11	195,636.56	1	195,868.64
1/16	194,715.49	1/16	194,947.57	1/16	195,179.65	1/16	195,411.73	1/16	195,643.81	1/16	195,875.89
1/8	194,722.74	1/8	194,954.82	1/8	195,186.90	1/8	195,418.98	1/8	195,651.06	1/8	195,883.14
3/16	194,729.99	3/16	194,962.07	3/16	195,194.15	3/16	195,426.23	3/16	195,658.31	3/16	195,890.39
1/4	194,737.24	1/4	194,969.32	1/4	195,201.40	1/4	195,433.49	1/4	195,665.57	1/4	195,897.65
5/16	194,744.50	5/16	194,976.58	5/16	195,208.66	5/16	195,440.74	5/16	195,672.82	5/16	195,904.90
3/8	194,751.75	3/8	194,983.83	3/8	195,215.91	3/8	195,447.99	3/8	195,680.07	3/8	195,912.15
7/16	194,759.00	7/16	194,991.08	7/16	195,223.16	7/16	195,455.24	7/16	195,687.32	7/16	195,919.40
1/2	194,766.25	1/2	194,998.33	1/2	195,230.41	1/2	195,462.50	1/2	195,694.58	1/2	195,926.66
9/16	194,773.51	9/16	195,005.59	9/16	195,237.67	9/16	195,469.75	9/16	195,701.83	9/16	195,933.91
5/8	194,780.76	5/8	195,012.84	5/8	195,244.92	5/8	195,477.00	5/8	195,709.08	5/8	195,941.16
11/16	194,788.01	11/16	195,020.09	11/16	195,252.17	11/16	195,484.25	11/16	195,716.33	11/16	195,948.41
3/4	194,795.26	3/4	195,027.34	3/4	195,259.42	3/4	195,491.51	3/4	195,723.59	3/4	195,955.67
13/16	194,802.52	13/16	195,034.60	13/16	195,266.68	13/16	195,498.76	13/16	195,730.84	13/16	195,962.92
7/8	194,809.77	7/8	195,041.85	7/8	195,273.93	7/8	195,506.01	7/8	195,738.09	7/8	195,970.17
15/16	194,817.02	15/16	195,049.10	15/16	195,281.18	15/16	195,513.26	15/16	195,745.34	15/16	195,977.42

This chart is Certified for Tank: 16 only. No changes are permissible without the written consent of GAUGE POINT CALIBRATION.

For calibration specification information, see certificate on page 1.

Tank No: 16
GAUGE POINT CALIBRATION
1-800-205-TANK

Red Hill, Pearl Harbor, Hawaii

Issue Date: 06/12/06

Capacities given in barrels of 42 U.S. gallons.

Gauge Height: 256'-07 1/2"

in/in	157 FT	in/in	157 FT	in/in	157 FT	in/in	157 FT	in/in	157 FT	in/in	158 FT
2	195,984.68	4	196,216.76	6	196,448.84	8	196,680.92	10	196,913.00	0	197,145.08
1/16	195,991.93	1/16	196,224.01	1/16	196,456.09	1/16	196,688.17	1/16	196,920.25	1/16	197,152.33
1/8	195,999.18	1/8	196,231.26	1/8	196,463.34	1/8	196,695.42	1/8	196,927.51	1/8	197,159.59
3/16	196,006.43	3/16	196,238.52	3/16	196,470.60	3/16	196,702.68	3/16	196,934.76	3/16	197,166.84
1/4	196,013.69	1/4	196,245.77	1/4	196,477.85	1/4	196,709.93	1/4	196,942.01	1/4	197,174.09
5/16	196,020.94	5/16	196,253.02	5/16	196,485.10	5/16	196,717.18	5/16	196,949.26	5/16	197,181.34
3/8	196,028.19	3/8	196,260.27	3/8	196,492.35	3/8	196,724.43	3/8	196,956.52	3/8	197,188.60
7/16	196,035.44	7/16	196,267.53	7/16	196,499.61	7/16	196,731.69	7/16	196,963.77	7/16	197,195.85
1/2	196,042.70	1/2	196,274.78	1/2	196,506.86	1/2	196,738.94	1/2	196,971.02	1/2	197,203.10
9/16	196,049.95	9/16	196,282.03	9/16	196,514.11	9/16	196,746.19	9/16	196,978.27	9/16	197,210.35
5/8	196,057.20	5/8	196,289.28	5/8	196,521.36	5/8	196,753.44	5/8	196,985.53	5/8	197,217.61
11/16	196,064.45	11/16	196,296.54	11/16	196,528.62	11/16	196,760.70	11/16	196,992.78	11/16	197,224.86
3/4	196,071.71	3/4	196,303.79	3/4	196,535.87	3/4	196,767.95	3/4	197,000.03	3/4	197,232.11
13/16	196,078.96	13/16	196,311.04	13/16	196,543.12	13/16	196,775.20	13/16	197,007.28	13/16	197,239.36
7/8	196,086.21	7/8	196,318.29	7/8	196,550.37	7/8	196,782.45	7/8	197,014.54	7/8	197,246.62
15/16	196,093.46	15/16	196,325.55	15/16	196,557.63	15/16	196,789.71	15/16	197,021.79	15/16	197,253.87
3	196,100.72	5	196,332.80	7	196,564.88	9	196,796.96	11	197,029.04	1	197,261.12
1/16	196,107.97	1/16	196,340.05	1/16	196,572.13	1/16	196,804.21	1/16	197,036.29	1/16	197,268.37
1/8	196,115.22	1/8	196,347.30	1/8	196,579.38	1/8	196,811.46	1/8	197,043.55	1/8	197,275.63
3/16	196,122.47	3/16	196,354.56	3/16	196,586.64	3/16	196,818.72	3/16	197,050.80	3/16	197,282.88
1/4	196,129.73	1/4	196,361.81	1/4	196,593.89	1/4	196,825.97	1/4	197,058.05	1/4	197,290.13
5/16	196,136.98	5/16	196,369.06	5/16	196,601.14	5/16	196,833.22	5/16	197,065.30	5/16	197,297.38
3/8	196,144.23	3/8	196,376.31	3/8	196,608.39	3/8	196,840.47	3/8	197,072.56	3/8	197,304.64
7/16	196,151.49	7/16	196,383.57	7/16	196,615.65	7/16	196,847.73	7/16	197,079.81	7/16	197,311.89
1/2	196,158.74	1/2	196,390.82	1/2	196,622.90	1/2	196,854.98	1/2	197,087.06	1/2	197,319.14
9/16	196,165.99	9/16	196,398.07	9/16	196,630.15	9/16	196,862.23	9/16	197,094.31	9/16	197,326.39
5/8	196,173.24	5/8	196,405.32	5/8	196,637.40	5/8	196,869.49	5/8	197,101.57	5/8	197,333.65
11/16	196,180.50	11/16	196,412.58	11/16	196,644.66	11/16	196,876.74	11/16	197,108.82	11/16	197,340.90
3/4	196,187.75	3/4	196,419.83	3/4	196,651.91	3/4	196,883.99	3/4	197,116.07	3/4	197,348.15
13/16	196,195.00	13/16	196,427.08	13/16	196,659.16	13/16	196,891.24	13/16	197,123.32	13/16	197,355.40
7/8	196,202.25	7/8	196,434.33	7/8	196,666.41	7/8	196,898.50	7/8	197,130.58	7/8	197,362.66
15/16	196,209.51	15/16	196,441.59	15/16	196,673.67	15/16	196,905.75	15/16	197,137.83	15/16	197,369.91

This chart is Certified for Tank: 16 only. No changes are permissible without the written consent of GAUGE POINT CALIBRATION.

For calibration specification information, see certificate on page 1.

Tank No: 16
GAUGE POINT CALIBRATION
1-800-205-TANK

Red Hill, Pearl Harbor, Hawaii

Issue Date: 06/12/06

Capacities given in barrels of 42 U.S. gallons.

Gauge Height: 256'-07 1/2"

in/in	158 FT	in/in	158 FT	in/in	158 FT	in/in	158 FT	in/in	158 FT	in/in	159 FT
2	197,377.16	4	197,609.24	6	197,841.32	8	198,073.40	10	198,305.48	0	198,537.57
1/16	197,384.41	1/16	197,616.50	1/16	197,848.58	1/16	198,080.66	1/16	198,312.74	1/16	198,544.82
1/8	197,391.67	1/8	197,623.75	1/8	197,855.83	1/8	198,087.91	1/8	198,319.99	1/8	198,552.07
3/16	197,398.92	3/16	197,631.00	3/16	197,863.08	3/16	198,095.16	3/16	198,327.24	3/16	198,559.32
1/4	197,406.17	1/4	197,638.25	1/4	197,870.33	1/4	198,102.41	1/4	198,334.50	1/4	198,566.58
5/16	197,413.42	5/16	197,645.51	5/16	197,877.59	5/16	198,109.67	5/16	198,341.75	5/16	198,573.83
3/8	197,420.68	3/8	197,652.76	3/8	197,884.84	3/8	198,116.92	3/8	198,349.00	3/8	198,581.08
7/16	197,427.93	7/16	197,660.01	7/16	197,892.09	7/16	198,124.17	7/16	198,356.25	7/16	198,588.33
1/2	197,435.18	1/2	197,667.26	1/2	197,899.34	1/2	198,131.42	1/2	198,363.51	1/2	198,595.59
9/16	197,442.43	9/16	197,674.52	9/16	197,906.60	9/16	198,138.68	9/16	198,370.76	9/16	198,602.84
5/8	197,449.69	5/8	197,681.77	5/8	197,913.85	5/8	198,145.93	5/8	198,378.01	5/8	198,610.09
11/16	197,456.94	11/16	197,689.02	11/16	197,921.10	11/16	198,153.18	11/16	198,385.26	11/16	198,617.34
3/4	197,464.19	3/4	197,696.27	3/4	197,928.35	3/4	198,160.43	3/4	198,392.52	3/4	198,624.60
13/16	197,471.44	13/16	197,703.53	13/16	197,935.61	13/16	198,167.69	13/16	198,399.77	13/16	198,631.85
7/8	197,478.70	7/8	197,710.78	7/8	197,942.86	7/8	198,174.94	7/8	198,407.02	7/8	198,639.10
15/16	197,485.95	15/16	197,718.03	15/16	197,950.11	15/16	198,182.19	15/16	198,414.27	15/16	198,646.35
3	197,493.20	5	197,725.28	7	197,957.36	9	198,189.44	11	198,421.53	1	198,653.61
1/16	197,500.45	1/16	197,732.54	1/16	197,964.62	1/16	198,196.70	1/16	198,428.78	1/16	198,660.86
1/8	197,507.71	1/8	197,739.79	1/8	197,971.87	1/8	198,203.95	1/8	198,436.03	1/8	198,668.11
3/16	197,514.96	3/16	197,747.04	3/16	197,979.12	3/16	198,211.20	3/16	198,443.28	3/16	198,675.36
1/4	197,522.21	1/4	197,754.29	1/4	197,986.37	1/4	198,218.45	1/4	198,450.54	1/4	198,682.62
5/16	197,529.46	5/16	197,761.55	5/16	197,993.63	5/16	198,225.71	5/16	198,457.79	5/16	198,689.87
3/8	197,536.72	3/8	197,768.80	3/8	198,000.88	3/8	198,232.96	3/8	198,465.04	3/8	198,697.12
7/16	197,543.97	7/16	197,776.05	7/16	198,008.13	7/16	198,240.21	7/16	198,472.29	7/16	198,704.37
1/2	197,551.22	1/2	197,783.30	1/2	198,015.38	1/2	198,247.46	1/2	198,479.55	1/2	198,711.63
9/16	197,558.47	9/16	197,790.56	9/16	198,022.64	9/16	198,254.72	9/16	198,486.80	9/16	198,718.88
5/8	197,565.73	5/8	197,797.81	5/8	198,029.89	5/8	198,261.97	5/8	198,494.05	5/8	198,726.13
11/16	197,572.98	11/16	197,805.06	11/16	198,037.14	11/16	198,269.22	11/16	198,501.30	11/16	198,733.38
3/4	197,580.23	3/4	197,812.31	3/4	198,044.39	3/4	198,276.47	3/4	198,508.56	3/4	198,740.64
13/16	197,587.49	13/16	197,819.57	13/16	198,051.65	13/16	198,283.73	13/16	198,515.81	13/16	198,747.89
7/8	197,594.74	7/8	197,826.82	7/8	198,058.90	7/8	198,290.98	7/8	198,523.06	7/8	198,755.14
15/16	197,601.99	15/16	197,834.07	15/16	198,066.15	15/16	198,298.23	15/16	198,530.31	15/16	198,762.39

This chart is Certified for Tank: 16 only. No changes are permissible without the written consent of GAUGE POINT CALIBRATION.

For calibration specification information, see certificate on page 1.

Tank No: 16
GAUGE POINT CALIBRATION
1-800-205-TANK

Red Hill, Pearl Harbor, Hawaii

Issue Date: 06/12/06

Capacities given in barrels of 42 U.S. gallons.

Gauge Height: 256'-07 1/2"

in/in	159 FT	in/in	159 FT	in/in	159 FT	in/in	159 FT	in/in	159 FT	in/in	160 FT
2	198,769.65	4	199,001.73	6	199,233.81	8	199,465.89	10	199,697.97	0	199,930.05
1/16	198,776.90	1/16	199,008.98	1/16	199,241.06	1/16	199,473.14	1/16	199,705.22	1/16	199,937.30
1/8	198,784.15	1/8	199,016.23	1/8	199,248.31	1/8	199,480.39	1/8	199,712.47	1/8	199,944.56
3/16	198,791.40	3/16	199,023.48	3/16	199,255.57	3/16	199,487.65	3/16	199,719.73	3/16	199,951.81
1/4	198,798.66	1/4	199,030.74	1/4	199,262.82	1/4	199,494.90	1/4	199,726.98	1/4	199,959.06
5/16	198,805.91	5/16	199,037.99	5/16	199,270.07	5/16	199,502.15	5/16	199,734.23	5/16	199,966.31
3/8	198,813.16	3/8	199,045.24	3/8	199,277.32	3/8	199,509.40	3/8	199,741.48	3/8	199,973.57
7/16	198,820.41	7/16	199,052.50	7/16	199,284.58	7/16	199,516.66	7/16	199,748.74	7/16	199,980.82
1/2	198,827.67	1/2	199,059.75	1/2	199,291.83	1/2	199,523.91	1/2	199,755.99	1/2	199,988.07
9/16	198,834.92	9/16	199,067.00	9/16	199,299.08	9/16	199,531.16	9/16	199,763.24	9/16	199,995.32
5/8	198,842.17	5/8	199,074.25	5/8	199,306.33	5/8	199,538.41	5/8	199,770.50	5/8	200,002.58
11/16	198,849.42	11/16	199,081.51	11/16	199,313.59	11/16	199,545.67	11/16	199,777.75	11/16	200,009.83
3/4	198,856.68	3/4	199,088.76	3/4	199,320.84	3/4	199,552.92	3/4	199,785.00	3/4	200,017.08
13/16	198,863.93	13/16	199,096.01	13/16	199,328.09	13/16	199,560.17	13/16	199,792.25	13/16	200,024.33
7/8	198,871.18	7/8	199,103.26	7/8	199,335.34	7/8	199,567.42	7/8	199,799.51	7/8	200,031.59
15/16	198,878.43	15/16	199,110.52	15/16	199,342.60	15/16	199,574.68	15/16	199,806.76	15/16	200,038.84
3	198,885.69	5	199,117.77	7	199,349.85	9	199,581.93	11	199,814.01	1	200,046.09
1/16	198,892.94	1/16	199,125.02	1/16	199,357.10	1/16	199,589.18	1/16	199,821.26	1/16	200,053.34
1/8	198,900.19	1/8	199,132.27	1/8	199,364.35	1/8	199,596.43	1/8	199,828.52	1/8	200,060.60
3/16	198,907.44	3/16	199,139.53	3/16	199,371.61	3/16	199,603.69	3/16	199,835.77	3/16	200,067.85
1/4	198,914.70	1/4	199,146.78	1/4	199,378.86	1/4	199,610.94	1/4	199,843.02	1/4	200,075.10
5/16	198,921.95	5/16	199,154.03	5/16	199,386.11	5/16	199,618.19	5/16	199,850.27	5/16	200,082.35
3/8	198,929.20	3/8	199,161.28	3/8	199,393.36	3/8	199,625.44	3/8	199,857.53	3/8	200,089.61
7/16	198,936.45	7/16	199,168.54	7/16	199,400.62	7/16	199,632.70	7/16	199,864.78	7/16	200,096.86
1/2	198,943.71	1/2	199,175.79	1/2	199,407.87	1/2	199,639.95	1/2	199,872.03	1/2	200,104.11
9/16	198,950.96	9/16	199,183.04	9/16	199,415.12	9/16	199,647.20	9/16	199,879.28	9/16	200,111.36
5/8	198,958.21	5/8	199,190.29	5/8	199,422.37	5/8	199,654.45	5/8	199,886.54	5/8	200,118.62
11/16	198,965.46	11/16	199,197.55	11/16	199,429.63	11/16	199,661.71	11/16	199,893.79	11/16	200,125.87
3/4	198,972.72	3/4	199,204.80	3/4	199,436.88	3/4	199,668.96	3/4	199,901.04	3/4	200,133.12
13/16	198,979.97	13/16	199,212.05	13/16	199,444.13	13/16	199,676.21	13/16	199,908.29	13/16	200,140.37
7/8	198,987.22	7/8	199,219.30	7/8	199,451.38	7/8	199,683.46	7/8	199,915.55	7/8	200,147.63
15/16	198,994.47	15/16	199,226.56	15/16	199,458.64	15/16	199,690.72	15/16	199,922.80	15/16	200,154.88

This chart is Certified for Tank: 16 only. No changes are permissible without the written consent of GAUGE POINT CALIBRATION.

For calibration specification information, see certificate on page 1.

Tank No: 16
GAUGE POINT CALIBRATION
1-800-205-TANK

Red Hill, Pearl Harbor, Hawaii

Issue Date: 06/12/06

Capacities given in barrels of 42 U.S. gallons.

Gauge Height: 256'-07 1/2"

in/in	160 FT	in/in	160 FT	in/in	160 FT	in/in	160 FT	in/in	160 FT	in/in	161 FT
2	200,162.13	4	200,394.21	6	200,626.29	8	200,858.37	10	201,090.45	0	201,322.54
1/16	200,169.38	1/16	200,401.46	1/16	200,633.55	1/16	200,865.63	1/16	201,097.71	1/16	201,329.79
1/8	200,176.64	1/8	200,408.72	1/8	200,640.80	1/8	200,872.88	1/8	201,104.96	1/8	201,337.04
3/16	200,183.89	3/16	200,415.97	3/16	200,648.05	3/16	200,880.13	3/16	201,112.21	3/16	201,344.29
1/4	200,191.14	1/4	200,423.22	1/4	200,655.30	1/4	200,887.38	1/4	201,119.46	1/4	201,351.55
5/16	200,198.39	5/16	200,430.47	5/16	200,662.56	5/16	200,894.64	5/16	201,126.72	5/16	201,358.80
3/8	200,205.65	3/8	200,437.73	3/8	200,669.81	3/8	200,901.89	3/8	201,133.97	3/8	201,366.05
7/16	200,212.90	7/16	200,444.98	7/16	200,677.06	7/16	200,909.14	7/16	201,141.22	7/16	201,373.30
1/2	200,220.15	1/2	200,452.23	1/2	200,684.31	1/2	200,916.39	1/2	201,148.47	1/2	201,380.56
9/16	200,227.40	9/16	200,459.48	9/16	200,691.57	9/16	200,923.65	9/16	201,155.73	9/16	201,387.81
5/8	200,234.66	5/8	200,466.74	5/8	200,698.82	5/8	200,930.90	5/8	201,162.98	5/8	201,395.06
11/16	200,241.91	11/16	200,473.99	11/16	200,706.07	11/16	200,938.15	11/16	201,170.23	11/16	201,402.31
3/4	200,249.16	3/4	200,481.24	3/4	200,713.32	3/4	200,945.40	3/4	201,177.48	3/4	201,409.57
13/16	200,256.41	13/16	200,488.50	13/16	200,720.58	13/16	200,952.66	13/16	201,184.74	13/16	201,416.82
7/8	200,263.67	7/8	200,495.75	7/8	200,727.83	7/8	200,959.91	7/8	201,191.99	7/8	201,424.07
15/16	200,270.92	15/16	200,503.00	15/16	200,735.08	15/16	200,967.16	15/16	201,199.24	15/16	201,431.32
3	200,278.17	5	200,510.25	7	200,742.33	9	200,974.41	11	201,206.49	1	201,438.58
1/16	200,285.42	1/16	200,517.51	1/16	200,749.59	1/16	200,981.67	1/16	201,213.75	1/16	201,445.83
1/8	200,292.68	1/8	200,524.76	1/8	200,756.84	1/8	200,988.92	1/8	201,221.00	1/8	201,453.08
3/16	200,299.93	3/16	200,532.01	3/16	200,764.09	3/16	200,996.17	3/16	201,228.25	3/16	201,460.33
1/4	200,307.18	1/4	200,539.26	1/4	200,771.34	1/4	201,003.42	1/4	201,235.51	1/4	201,467.59
5/16	200,314.43	5/16	200,546.52	5/16	200,778.60	5/16	201,010.68	5/16	201,242.76	5/16	201,474.84
3/8	200,321.69	3/8	200,553.77	3/8	200,785.85	3/8	201,017.93	3/8	201,250.01	3/8	201,482.09
7/16	200,328.94	7/16	200,561.02	7/16	200,793.10	7/16	201,025.18	7/16	201,257.26	7/16	201,489.34
1/2	200,336.19	1/2	200,568.27	1/2	200,800.35	1/2	201,032.43	1/2	201,264.52	1/2	201,496.60
9/16	200,343.44	9/16	200,575.53	9/16	200,807.61	9/16	201,039.69	9/16	201,271.77	9/16	201,503.85
5/8	200,350.70	5/8	200,582.78	5/8	200,814.86	5/8	201,046.94	5/8	201,279.02	5/8	201,511.10
11/16	200,357.95	11/16	200,590.03	11/16	200,822.11	11/16	201,054.19	11/16	201,286.27	11/16	201,518.35
3/4	200,365.20	3/4	200,597.28	3/4	200,829.36	3/4	201,061.44	3/4	201,293.53	3/4	201,525.61
13/16	200,372.45	13/16	200,604.54	13/16	200,836.62	13/16	201,068.70	13/16	201,300.78	13/16	201,532.86
7/8	200,379.71	7/8	200,611.79	7/8	200,843.87	7/8	201,075.95	7/8	201,308.03	7/8	201,540.11
15/16	200,386.96	15/16	200,619.04	15/16	200,851.12	15/16	201,083.20	15/16	201,315.28	15/16	201,547.36

This chart is Certified for Tank: 16 only. No changes are permissible without the written consent of GAUGE POINT CALIBRATION.

For calibration specification information, see certificate on page 1.

Tank No: 16
GAUGE POINT CALIBRATION
1-800-205-TANK

Red Hill, Pearl Harbor, Hawaii

Issue Date: 06/12/06

Capacities given in barrels of 42 U.S. gallons.

Gauge Height: 256'-07 1/2"

in/in	161 FT	in/in	161 FT	in/in	161 FT	in/in	161 FT	in/in	161 FT	in/in	162 FT
2	201,554.62	4	201,786.70	6	202,018.78	8	202,250.86	10	202,482.94	0	202,715.02
1/16	201,561.87	1/16	201,793.95	1/16	202,026.03	1/16	202,258.11	1/16	202,490.19	1/16	202,722.27
1/8	201,569.12	1/8	201,801.20	1/8	202,033.28	1/8	202,265.36	1/8	202,497.44	1/8	202,729.53
3/16	201,576.37	3/16	201,808.45	3/16	202,040.54	3/16	202,272.62	3/16	202,504.70	3/16	202,736.78
1/4	201,583.63	1/4	201,815.71	1/4	202,047.79	1/4	202,279.87	1/4	202,511.95	1/4	202,744.03
5/16	201,590.88	5/16	201,822.96	5/16	202,055.04	5/16	202,287.12	5/16	202,519.20	5/16	202,751.28
3/8	201,598.13	3/8	201,830.21	3/8	202,062.29	3/8	202,294.37	3/8	202,526.45	3/8	202,758.54
7/16	201,605.38	7/16	201,837.46	7/16	202,069.55	7/16	202,301.63	7/16	202,533.71	7/16	202,765.79
1/2	201,612.64	1/2	201,844.72	1/2	202,076.80	1/2	202,308.88	1/2	202,540.96	1/2	202,773.04
9/16	201,619.89	9/16	201,851.97	9/16	202,084.05	9/16	202,316.13	9/16	202,548.21	9/16	202,780.29
5/8	201,627.14	5/8	201,859.22	5/8	202,091.30	5/8	202,323.38	5/8	202,555.46	5/8	202,787.55
11/16	201,634.39	11/16	201,866.47	11/16	202,098.56	11/16	202,330.64	11/16	202,562.72	11/16	202,794.80
3/4	201,641.65	3/4	201,873.73	3/4	202,105.81	3/4	202,337.89	3/4	202,569.97	3/4	202,802.05
13/16	201,648.90	13/16	201,880.98	13/16	202,113.06	13/16	202,345.14	13/16	202,577.22	13/16	202,809.30
7/8	201,656.15	7/8	201,888.23	7/8	202,120.31	7/8	202,352.39	7/8	202,584.47	7/8	202,816.56
15/16	201,663.40	15/16	201,895.48	15/16	202,127.57	15/16	202,359.65	15/16	202,591.73	15/16	202,823.81
3	201,670.66	5	201,902.74	7	202,134.82	9	202,366.90	11	202,598.98	1	202,831.06
1/16	201,677.91	1/16	201,909.99	1/16	202,142.07	1/16	202,374.15	1/16	202,606.23	1/16	202,838.31
1/8	201,685.16	1/8	201,917.24	1/8	202,149.32	1/8	202,381.40	1/8	202,613.48	1/8	202,845.57
3/16	201,692.41	3/16	201,924.49	3/16	202,156.58	3/16	202,388.66	3/16	202,620.74	3/16	202,852.82
1/4	201,699.67	1/4	201,931.75	1/4	202,163.83	1/4	202,395.91	1/4	202,627.99	1/4	202,860.07
5/16	201,706.92	5/16	201,939.00	5/16	202,171.08	5/16	202,403.16	5/16	202,635.24	5/16	202,867.32
3/8	201,714.17	3/8	201,946.25	3/8	202,178.33	3/8	202,410.41	3/8	202,642.49	3/8	202,874.58
7/16	201,721.42	7/16	201,953.51	7/16	202,185.59	7/16	202,417.67	7/16	202,649.75	7/16	202,881.83
1/2	201,728.68	1/2	201,960.76	1/2	202,192.84	1/2	202,424.92	1/2	202,657.00	1/2	202,889.08
9/16	201,735.93	9/16	201,968.01	9/16	202,200.09	9/16	202,432.17	9/16	202,664.25	9/16	202,896.33
5/8	201,743.18	5/8	201,975.26	5/8	202,207.34	5/8	202,439.42	5/8	202,671.51	5/8	202,903.59
11/16	201,750.43	11/16	201,982.52	11/16	202,214.60	11/16	202,446.68	11/16	202,678.76	11/16	202,910.84
3/4	201,757.69	3/4	201,989.77	3/4	202,221.85	3/4	202,453.93	3/4	202,686.01	3/4	202,918.09
13/16	201,764.94	13/16	201,997.02	13/16	202,229.10	13/16	202,461.18	13/16	202,693.26	13/16	202,925.34
7/8	201,772.19	7/8	202,004.27	7/8	202,236.35	7/8	202,468.43	7/8	202,700.52	7/8	202,932.60
15/16	201,779.44	15/16	202,011.53	15/16	202,243.61	15/16	202,475.69	15/16	202,707.77	15/16	202,939.85

This chart is Certified for Tank: 16 only. No changes are permissible without the written consent of GAUGE POINT CALIBRATION.

For calibration specification information, see certificate on page 1.

Tank No: 16
GAUGE POINT CALIBRATION
1-800-205-TANK

Red Hill, Pearl Harbor, Hawaii

Issue Date: 06/12/06

Capacities given in barrels of 42 U.S. gallons.

Gauge Height: 256'-07 1/2"

in/in	162 FT	in/in	162 FT	in/in	162 FT	in/in	162 FT	in/in	162 FT	in/in	163 FT
2	202,947.10	4	203,179.18	6	203,411.26	8	203,643.34	10	203,875.42	0	204,107.50
1/16	202,954.35	1/16	203,186.43	1/16	203,418.52	1/16	203,650.60	1/16	203,882.68	1/16	204,114.76
1/8	202,961.61	1/8	203,193.69	1/8	203,425.77	1/8	203,657.85	1/8	203,889.93	1/8	204,122.01
3/16	202,968.86	3/16	203,200.94	3/16	203,433.02	3/16	203,665.10	3/16	203,897.18	3/16	204,129.26
1/4	202,976.11	1/4	203,208.19	1/4	203,440.27	1/4	203,672.35	1/4	203,904.43	1/4	204,136.52
5/16	202,983.36	5/16	203,215.44	5/16	203,447.53	5/16	203,679.61	5/16	203,911.69	5/16	204,143.77
3/8	202,990.62	3/8	203,222.70	3/8	203,454.78	3/8	203,686.86	3/8	203,918.94	3/8	204,151.02
7/16	202,997.87	7/16	203,229.95	7/16	203,462.03	7/16	203,694.11	7/16	203,926.19	7/16	204,158.27
1/2	203,005.12	1/2	203,237.20	1/2	203,469.28	1/2	203,701.36	1/2	203,933.44	1/2	204,165.53
9/16	203,012.37	9/16	203,244.45	9/16	203,476.54	9/16	203,708.62	9/16	203,940.70	9/16	204,172.78
5/8	203,019.63	5/8	203,251.71	5/8	203,483.79	5/8	203,715.87	5/8	203,947.95	5/8	204,180.03
11/16	203,026.88	11/16	203,258.96	11/16	203,491.04	11/16	203,723.12	11/16	203,955.20	11/16	204,187.28
3/4	203,034.13	3/4	203,266.21	3/4	203,498.29	3/4	203,730.37	3/4	203,962.45	3/4	204,194.54
13/16	203,041.38	13/16	203,273.46	13/16	203,505.55	13/16	203,737.63	13/16	203,969.71	13/16	204,201.79
7/8	203,048.64	7/8	203,280.72	7/8	203,512.80	7/8	203,744.88	7/8	203,976.96	7/8	204,209.04
15/16	203,055.89	15/16	203,287.97	15/16	203,520.05	15/16	203,752.13	15/16	203,984.21	15/16	204,216.29
3	203,063.14	5	203,295.22	7	203,527.30	9	203,759.38	11	203,991.46	1	204,223.55
1/16	203,070.39	1/16	203,302.47	1/16	203,534.56	1/16	203,766.64	1/16	203,998.72	1/16	204,230.80
1/8	203,077.65	1/8	203,309.73	1/8	203,541.81	1/8	203,773.89	1/8	204,005.97	1/8	204,238.05
3/16	203,084.90	3/16	203,316.98	3/16	203,549.06	3/16	203,781.14	3/16	204,013.22	3/16	204,245.30
1/4	203,092.15	1/4	203,324.23	1/4	203,556.31	1/4	203,788.39	1/4	204,020.47	1/4	204,252.56
5/16	203,099.40	5/16	203,331.48	5/16	203,563.57	5/16	203,795.65	5/16	204,027.73	5/16	204,259.81
3/8	203,106.66	3/8	203,338.74	3/8	203,570.82	3/8	203,802.90	3/8	204,034.98	3/8	204,267.06
7/16	203,113.91	7/16	203,345.99	7/16	203,578.07	7/16	203,810.15	7/16	204,042.23	7/16	204,274.31
1/2	203,121.16	1/2	203,353.24	1/2	203,585.32	1/2	203,817.40	1/2	204,049.48	1/2	204,281.57
9/16	203,128.41	9/16	203,360.49	9/16	203,592.58	9/16	203,824.66	9/16	204,056.74	9/16	204,288.82
5/8	203,135.67	5/8	203,367.75	5/8	203,599.83	5/8	203,831.91	5/8	204,063.99	5/8	204,296.07
11/16	203,142.92	11/16	203,375.00	11/16	203,607.08	11/16	203,839.16	11/16	204,071.24	11/16	204,303.32
3/4	203,150.17	3/4	203,382.25	3/4	203,614.33	3/4	203,846.41	3/4	204,078.49	3/4	204,310.58
13/16	203,157.42	13/16	203,389.51	13/16	203,621.59	13/16	203,853.67	13/16	204,085.75	13/16	204,317.83
7/8	203,164.68	7/8	203,396.76	7/8	203,628.84	7/8	203,860.92	7/8	204,093.00	7/8	204,325.08
15/16	203,171.93	15/16	203,404.01	15/16	203,636.09	15/16	203,868.17	15/16	204,100.25	15/16	204,332.33

This chart is Certified for Tank: 16 only. No changes are permissible without the written consent of GAUGE POINT CALIBRATION.

For calibration specification information, see certificate on page 1.

Tank No: 16
GAUGE POINT CALIBRATION
1-800-205-TANK

Red Hill, Pearl Harbor, Hawaii

Issue Date: 06/12/06

Capacities given in barrels of 42 U.S. gallons.

Gauge Height: 256'-07 1/2"

in/in	163 FT	in/in	163 FT	in/in	163 FT	in/in	163 FT	in/in	163 FT	in/in	164 FT
2	204,339.59	4	204,571.24	6	204,802.46	8	205,033.69	10	205,264.91	0	205,496.14
1/16	204,346.84	1/16	204,578.46	1/16	204,809.69	1/16	205,040.91	1/16	205,272.14	1/16	205,503.36
1/8	204,354.09	1/8	204,585.69	1/8	204,816.91	1/8	205,048.14	1/8	205,279.36	1/8	205,510.59
3/16	204,361.34	3/16	204,592.92	3/16	204,824.14	3/16	205,055.36	3/16	205,286.59	3/16	205,517.81
1/4	204,368.60	1/4	204,600.14	1/4	204,831.37	1/4	205,062.59	1/4	205,293.81	1/4	205,525.04
5/16	204,375.85	5/16	204,607.37	5/16	204,838.59	5/16	205,069.82	5/16	205,301.04	5/16	205,532.26
3/8	204,383.10	3/8	204,614.59	3/8	204,845.82	3/8	205,077.04	3/8	205,308.27	3/8	205,539.49
7/16	204,390.35	7/16	204,621.82	7/16	204,853.04	7/16	205,084.27	7/16	205,315.49	7/16	205,546.72
1/2	204,397.61	1/2	204,629.04	1/2	204,860.27	1/2	205,091.49	1/2	205,322.72	1/2	205,553.94
9/16	204,404.86	9/16	204,636.27	9/16	204,867.49	9/16	205,098.72	9/16	205,329.94	9/16	205,561.17
5/8	204,412.11	5/8	204,643.50	5/8	204,874.72	5/8	205,105.94	5/8	205,337.17	5/8	205,568.39
11/16	204,419.36	11/16	204,650.72	11/16	204,881.95	11/16	205,113.17	11/16	205,344.39	11/16	205,575.62
3/4	204,426.62	3/4	204,657.95	3/4	204,889.17	3/4	205,120.40	3/4	205,351.62	3/4	205,582.85
13/16	204,433.87	13/16	204,665.17	13/16	204,896.40	13/16	205,127.62	13/16	205,358.85	13/16	205,590.07
7/8	204,441.12	7/8	204,672.40	7/8	204,903.62	7/8	205,134.85	7/8	205,366.07	7/8	205,597.30
15/16	204,448.37	15/16	204,679.62	15/16	204,910.85	15/16	205,142.07	15/16	205,373.30	15/16	205,604.52
3	204,455.63	5	204,686.85	7	204,918.07	9	205,149.30	11	205,380.52	1	205,611.75
1/16	204,462.85	1/16	204,694.08	1/16	204,925.30	1/16	205,156.53	1/16	205,387.75	1/16	205,618.97
1/8	204,470.08	1/8	204,701.30	1/8	204,932.53	1/8	205,163.75	1/8	205,394.98	1/8	205,626.20
3/16	204,477.30	3/16	204,708.53	3/16	204,939.75	3/16	205,170.98	3/16	205,402.20	3/16	205,633.43
1/4	204,484.53	1/4	204,715.75	1/4	204,946.98	1/4	205,178.20	1/4	205,409.43	1/4	205,640.65
5/16	204,491.76	5/16	204,722.98	5/16	204,954.20	5/16	205,185.43	5/16	205,416.65	5/16	205,647.88
3/8	204,498.98	3/8	204,730.21	3/8	204,961.43	3/8	205,192.65	3/8	205,423.88	3/8	205,655.10
7/16	204,506.21	7/16	204,737.43	7/16	204,968.66	7/16	205,199.88	7/16	205,431.10	7/16	205,662.33
1/2	204,513.43	1/2	204,744.66	1/2	204,975.88	1/2	205,207.11	1/2	205,438.33	1/2	205,669.55
9/16	204,520.66	9/16	204,751.88	9/16	204,983.11	9/16	205,214.33	9/16	205,445.56	9/16	205,676.78
5/8	204,527.88	5/8	204,759.11	5/8	204,990.33	5/8	205,221.56	5/8	205,452.78	5/8	205,684.01
11/16	204,535.11	11/16	204,766.33	11/16	204,997.56	11/16	205,228.78	11/16	205,460.01	11/16	205,691.23
3/4	204,542.34	3/4	204,773.56	3/4	205,004.78	3/4	205,236.01	3/4	205,467.23	3/4	205,698.46
13/16	204,549.56	13/16	204,780.79	13/16	205,012.01	13/16	205,243.23	13/16	205,474.46	13/16	205,705.68
7/8	204,556.79	7/8	204,788.01	7/8	205,019.24	7/8	205,250.46	7/8	205,481.68	7/8	205,712.91
15/16	204,564.01	15/16	204,795.24	15/16	205,026.46	15/16	205,257.69	15/16	205,488.91	15/16	205,720.13

This chart is Certified for Tank: 16 only. No changes are permissible without the written consent of GAUGE POINT CALIBRATION.

For calibration specification information, see certificate on page 1.

Tank No: 16
GAUGE POINT CALIBRATION
1-800-205-TANK

Red Hill, Pearl Harbor, Hawaii

Issue Date: 06/12/06

Capacities given in barrels of 42 U.S. gallons.

Gauge Height: 256'-07 1/2"

in/in	164 FT	in/in	164 FT	in/in	164 FT	in/in	164 FT	in/in	164 FT	in/in	165 FT
2	205,727.36	4	205,958.58	6	206,189.81	8	206,421.03	10	206,652.26	0	206,883.48
1/16	205,734.59	1/16	205,965.81	1/16	206,197.03	1/16	206,428.26	1/16	206,659.48	1/16	206,890.71
1/8	205,741.81	1/8	205,973.04	1/8	206,204.26	1/8	206,435.49	1/8	206,666.71	1/8	206,897.93
3/16	205,749.04	3/16	205,980.26	3/16	206,211.49	3/16	206,442.71	3/16	206,673.94	3/16	206,905.16
1/4	205,756.26	1/4	205,987.49	1/4	206,218.71	1/4	206,449.94	1/4	206,681.16	1/4	206,912.39
5/16	205,763.49	5/16	205,994.71	5/16	206,225.94	5/16	206,457.16	5/16	206,688.39	5/16	206,919.61
3/8	205,770.71	3/8	206,001.94	3/8	206,233.16	3/8	206,464.39	3/8	206,695.61	3/8	206,926.84
7/16	205,777.94	7/16	206,009.17	7/16	206,240.39	7/16	206,471.61	7/16	206,702.84	7/16	206,934.06
1/2	205,785.17	1/2	206,016.39	1/2	206,247.62	1/2	206,478.84	1/2	206,710.06	1/2	206,941.29
9/16	205,792.39	9/16	206,023.62	9/16	206,254.84	9/16	206,486.07	9/16	206,717.29	9/16	206,948.51
5/8	205,799.62	5/8	206,030.84	5/8	206,262.07	5/8	206,493.29	5/8	206,724.52	5/8	206,955.74
11/16	205,806.84	11/16	206,038.07	11/16	206,269.29	11/16	206,500.52	11/16	206,731.74	11/16	206,962.97
3/4	205,814.07	3/4	206,045.29	3/4	206,276.52	3/4	206,507.74	3/4	206,738.97	3/4	206,970.19
13/16	205,821.30	13/16	206,052.52	13/16	206,283.74	13/16	206,514.97	13/16	206,746.19	13/16	206,977.42
7/8	205,828.52	7/8	206,059.75	7/8	206,290.97	7/8	206,522.19	7/8	206,753.42	7/8	206,984.64
15/16	205,835.75	15/16	206,066.97	15/16	206,298.20	15/16	206,529.42	15/16	206,760.64	15/16	206,991.87
3	205,842.97	5	206,074.20	7	206,305.42	9	206,536.65	11	206,767.87	1	206,999.09
1/16	205,850.20	1/16	206,081.42	1/16	206,312.65	1/16	206,543.87	1/16	206,775.10	1/16	207,006.32
1/8	205,857.42	1/8	206,088.65	1/8	206,319.87	1/8	206,551.10	1/8	206,782.32	1/8	207,013.55
3/16	205,864.65	3/16	206,095.87	3/16	206,327.10	3/16	206,558.32	3/16	206,789.55	3/16	207,020.77
1/4	205,871.88	1/4	206,103.10	1/4	206,334.32	1/4	206,565.55	1/4	206,796.77	1/4	207,028.00
5/16	205,879.10	5/16	206,110.33	5/16	206,341.55	5/16	206,572.77	5/16	206,804.00	5/16	207,035.22
3/8	205,886.33	3/8	206,117.55	3/8	206,348.78	3/8	206,580.00	3/8	206,811.22	3/8	207,042.45
7/16	205,893.55	7/16	206,124.78	7/16	206,356.00	7/16	206,587.23	7/16	206,818.45	7/16	207,049.67
1/2	205,900.78	1/2	206,132.00	1/2	206,363.23	1/2	206,594.45	1/2	206,825.68	1/2	207,056.90
9/16	205,908.00	9/16	206,139.23	9/16	206,370.45	9/16	206,601.68	9/16	206,832.90	9/16	207,064.13
5/8	205,915.23	5/8	206,146.45	5/8	206,377.68	5/8	206,608.90	5/8	206,840.13	5/8	207,071.35
11/16	205,922.46	11/16	206,153.68	11/16	206,384.90	11/16	206,616.13	11/16	206,847.35	11/16	207,078.58
3/4	205,929.68	3/4	206,160.91	3/4	206,392.13	3/4	206,623.35	3/4	206,854.58	3/4	207,085.80
13/16	205,936.91	13/16	206,168.13	13/16	206,399.36	13/16	206,630.58	13/16	206,861.81	13/16	207,093.03
7/8	205,944.13	7/8	206,175.36	7/8	206,406.58	7/8	206,637.81	7/8	206,869.03	7/8	207,100.26
15/16	205,951.36	15/16	206,182.58	15/16	206,413.81	15/16	206,645.03	15/16	206,876.26	15/16	207,107.48

This chart is Certified for Tank: 16 only. No changes are permissible without the written consent of GAUGE POINT CALIBRATION.

For calibration specification information, see certificate on page 1.

Tank No: 16
GAUGE POINT CALIBRATION
1-800-205-TANK

Red Hill, Pearl Harbor, Hawaii

Issue Date: 06/12/06

Capacities given in barrels of 42 U.S. gallons.

Gauge Height: 256'-07 1/2"

in/in	165 FT	in/in	165 FT	in/in	165 FT	in/in	165 FT	in/in	165 FT	in/in	166 FT
2	207,114.71	4	207,345.93	6	207,577.16	8	207,808.38	10	208,039.60	0	208,270.83
1/16	207,121.93	1/16	207,353.16	1/16	207,584.38	1/16	207,815.61	1/16	208,046.83	1/16	208,278.05
1/8	207,129.16	1/8	207,360.38	1/8	207,591.61	1/8	207,822.83	1/8	208,054.06	1/8	208,285.28
3/16	207,136.38	3/16	207,367.61	3/16	207,598.83	3/16	207,830.06	3/16	208,061.28	3/16	208,292.51
1/4	207,143.61	1/4	207,374.83	1/4	207,606.06	1/4	207,837.28	1/4	208,068.51	1/4	208,299.73
5/16	207,150.84	5/16	207,382.06	5/16	207,613.28	5/16	207,844.51	5/16	208,075.73	5/16	208,306.96
3/8	207,158.06	3/8	207,389.29	3/8	207,620.51	3/8	207,851.73	3/8	208,082.96	3/8	208,314.18
7/16	207,165.29	7/16	207,396.51	7/16	207,627.74	7/16	207,858.96	7/16	208,090.18	7/16	208,321.41
1/2	207,172.51	1/2	207,403.74	1/2	207,634.96	1/2	207,866.19	1/2	208,097.41	1/2	208,328.63
9/16	207,179.74	9/16	207,410.96	9/16	207,642.19	9/16	207,873.41	9/16	208,104.64	9/16	208,335.86
5/8	207,186.96	5/8	207,418.19	5/8	207,649.41	5/8	207,880.64	5/8	208,111.86	5/8	208,343.09
11/16	207,194.19	11/16	207,425.41	11/16	207,656.64	11/16	207,887.86	11/16	208,119.09	11/16	208,350.31
3/4	207,201.42	3/4	207,432.64	3/4	207,663.86	3/4	207,895.09	3/4	208,126.31	3/4	208,357.54
13/16	207,208.64	13/16	207,439.87	13/16	207,671.09	13/16	207,902.31	13/16	208,133.54	13/16	208,364.76
7/8	207,215.87	7/8	207,447.09	7/8	207,678.32	7/8	207,909.54	7/8	208,140.77	7/8	208,371.99
15/16	207,223.09	15/16	207,454.32	15/16	207,685.54	15/16	207,916.77	15/16	208,147.99	15/16	208,379.22
3	207,230.32	5	207,461.54	7	207,692.77	9	207,923.99	11	208,155.22	1	208,386.44
1/16	207,237.54	1/16	207,468.77	1/16	207,699.99	1/16	207,931.22	1/16	208,162.44	1/16	208,393.67
1/8	207,244.77	1/8	207,475.99	1/8	207,707.22	1/8	207,938.44	1/8	208,169.67	1/8	208,400.89
3/16	207,252.00	3/16	207,483.22	3/16	207,714.45	3/16	207,945.67	3/16	208,176.89	3/16	208,408.12
1/4	207,259.22	1/4	207,490.45	1/4	207,721.67	1/4	207,952.90	1/4	208,184.12	1/4	208,415.34
5/16	207,266.45	5/16	207,497.67	5/16	207,728.90	5/16	207,960.12	5/16	208,191.35	5/16	208,422.57
3/8	207,273.67	3/8	207,504.90	3/8	207,736.12	3/8	207,967.35	3/8	208,198.57	3/8	208,429.80
7/16	207,280.90	7/16	207,512.12	7/16	207,743.35	7/16	207,974.57	7/16	208,205.80	7/16	208,437.02
1/2	207,288.13	1/2	207,519.35	1/2	207,750.57	1/2	207,981.80	1/2	208,213.02	1/2	208,444.25
9/16	207,295.35	9/16	207,526.58	9/16	207,757.80	9/16	207,989.02	9/16	208,220.25	9/16	208,451.47
5/8	207,302.58	5/8	207,533.80	5/8	207,765.03	5/8	207,996.25	5/8	208,227.47	5/8	208,458.70
11/16	207,309.80	11/16	207,541.03	11/16	207,772.25	11/16	208,003.48	11/16	208,234.70	11/16	208,465.92
3/4	207,317.03	3/4	207,548.25	3/4	207,779.48	3/4	208,010.70	3/4	208,241.93	3/4	208,473.15
13/16	207,324.25	13/16	207,555.48	13/16	207,786.70	13/16	208,017.93	13/16	208,249.15	13/16	208,480.38
7/8	207,331.48	7/8	207,562.70	7/8	207,793.93	7/8	208,025.15	7/8	208,256.38	7/8	208,487.60
15/16	207,338.71	15/16	207,569.93	15/16	207,801.15	15/16	208,032.38	15/16	208,263.60	15/16	208,494.83

This chart is Certified for Tank: 16 only. No changes are permissible without the written consent of GAUGE POINT CALIBRATION.

For calibration specification information, see certificate on page 1.

Tank No: 16
GAUGE POINT CALIBRATION
1-800-205-TANK

Red Hill, Pearl Harbor, Hawaii

Issue Date: 06/12/06

Capacities given in barrels of 42 U.S. gallons.

Gauge Height: 256'-07 1/2"

in/in	166 FT	in/in	166 FT	in/in	166 FT	in/in	166 FT	in/in	166 FT	in/in	167 FT
2	208,502.05	4	208,733.28	6	208,964.50	8	209,195.73	10	209,426.95	0	209,658.18
1/16	208,509.28	1/16	208,740.50	1/16	208,971.73	1/16	209,202.95	1/16	209,434.18	1/16	209,665.40
1/8	208,516.50	1/8	208,747.73	1/8	208,978.95	1/8	209,210.18	1/8	209,441.40	1/8	209,672.63
3/16	208,523.73	3/16	208,754.95	3/16	208,986.18	3/16	209,217.40	3/16	209,448.63	3/16	209,679.85
1/4	208,530.96	1/4	208,762.18	1/4	208,993.41	1/4	209,224.63	1/4	209,455.85	1/4	209,687.08
5/16	208,538.18	5/16	208,769.41	5/16	209,000.63	5/16	209,231.86	5/16	209,463.08	5/16	209,694.30
3/8	208,545.41	3/8	208,776.63	3/8	209,007.86	3/8	209,239.08	3/8	209,470.31	3/8	209,701.53
7/16	208,552.63	7/16	208,783.86	7/16	209,015.08	7/16	209,246.31	7/16	209,477.53	7/16	209,708.76
1/2	208,559.86	1/2	208,791.08	1/2	209,022.31	1/2	209,253.53	1/2	209,484.76	1/2	209,715.98
9/16	208,567.09	9/16	208,798.31	9/16	209,029.53	9/16	209,260.76	9/16	209,491.98	9/16	209,723.21
5/8	208,574.31	5/8	208,805.54	5/8	209,036.76	5/8	209,267.98	5/8	209,499.21	5/8	209,730.43
11/16	208,581.54	11/16	208,812.76	11/16	209,043.99	11/16	209,275.21	11/16	209,506.43	11/16	209,737.66
3/4	208,588.76	3/4	208,819.99	3/4	209,051.21	3/4	209,282.44	3/4	209,513.66	3/4	209,744.88
13/16	208,595.99	13/16	208,827.21	13/16	209,058.44	13/16	209,289.66	13/16	209,520.89	13/16	209,752.11
7/8	208,603.21	7/8	208,834.44	7/8	209,065.66	7/8	209,296.89	7/8	209,528.11	7/8	209,759.34
15/16	208,610.44	15/16	208,841.66	15/16	209,072.89	15/16	209,304.11	15/16	209,535.34	15/16	209,766.56
3	208,617.67	5	208,848.89	7	209,080.11	9	209,311.34	11	209,542.56	1	209,773.79
1/16	208,624.89	1/16	208,856.12	1/16	209,087.34	1/16	209,318.56	1/16	209,549.79	1/16	209,781.01
1/8	208,632.12	1/8	208,863.34	1/8	209,094.57	1/8	209,325.79	1/8	209,557.01	1/8	209,788.24
3/16	208,639.34	3/16	208,870.57	3/16	209,101.79	3/16	209,333.02	3/16	209,564.24	3/16	209,795.46
1/4	208,646.57	1/4	208,877.79	1/4	209,109.02	1/4	209,340.24	1/4	209,571.47	1/4	209,802.69
5/16	208,653.79	5/16	208,885.02	5/16	209,116.24	5/16	209,347.47	5/16	209,578.69	5/16	209,809.92
3/8	208,661.02	3/8	208,892.24	3/8	209,123.47	3/8	209,354.69	3/8	209,585.92	3/8	209,817.14
7/16	208,668.25	7/16	208,899.47	7/16	209,130.69	7/16	209,361.92	7/16	209,593.14	7/16	209,824.37
1/2	208,675.47	1/2	208,906.70	1/2	209,137.92	1/2	209,369.14	1/2	209,600.37	1/2	209,831.59
9/16	208,682.70	9/16	208,913.92	9/16	209,145.15	9/16	209,376.37	9/16	209,607.59	9/16	209,838.82
5/8	208,689.92	5/8	208,921.15	5/8	209,152.37	5/8	209,383.60	5/8	209,614.82	5/8	209,846.05
11/16	208,697.15	11/16	208,928.37	11/16	209,159.60	11/16	209,390.82	11/16	209,622.05	11/16	209,853.27
3/4	208,704.37	3/4	208,935.60	3/4	209,166.82	3/4	209,398.05	3/4	209,629.27	3/4	209,860.50
13/16	208,711.60	13/16	208,942.82	13/16	209,174.05	13/16	209,405.27	13/16	209,636.50	13/16	209,867.72
7/8	208,718.83	7/8	208,950.05	7/8	209,181.27	7/8	209,412.50	7/8	209,643.72	7/8	209,874.95
15/16	208,726.05	15/16	208,957.28	15/16	209,188.50	15/16	209,419.73	15/16	209,650.95	15/16	209,882.17

This chart is Certified for Tank: 16 only. No changes are permissible without the written consent of GAUGE POINT CALIBRATION.

For calibration specification information, see certificate on page 1.

Tank No: 16
GAUGE POINT CALIBRATION
1-800-205-TANK

Red Hill, Pearl Harbor, Hawaii

Issue Date: 06/12/06

Capacities given in barrels of 42 U.S. gallons.

Gauge Height: 256'-07 1/2"

in/in	167 FT	in/in	167 FT	in/in	167 FT	in/in	167 FT	in/in	167 FT	in/in	168 FT
2	209,889.40	4	210,120.62	6	210,351.85	8	210,583.07	10	210,814.30	0	211,045.52
1/16	209,896.63	1/16	210,127.85	1/16	210,359.07	1/16	210,590.30	1/16	210,821.52	1/16	211,052.75
1/8	209,903.85	1/8	210,135.08	1/8	210,366.30	1/8	210,597.52	1/8	210,828.75	1/8	211,059.97
3/16	209,911.08	3/16	210,142.30	3/16	210,373.53	3/16	210,604.75	3/16	210,835.97	3/16	211,067.20
1/4	209,918.30	1/4	210,149.53	1/4	210,380.75	1/4	210,611.98	1/4	210,843.20	1/4	211,074.42
5/16	209,925.53	5/16	210,156.75	5/16	210,387.98	5/16	210,619.20	5/16	210,850.43	5/16	211,081.65
3/8	209,932.75	3/8	210,163.98	3/8	210,395.20	3/8	210,626.43	3/8	210,857.65	3/8	211,088.88
7/16	209,939.98	7/16	210,171.20	7/16	210,402.43	7/16	210,633.65	7/16	210,864.88	7/16	211,096.10
1/2	209,947.21	1/2	210,178.43	1/2	210,409.65	1/2	210,640.88	1/2	210,872.10	1/2	211,103.33
9/16	209,954.43	9/16	210,185.66	9/16	210,416.88	9/16	210,648.10	9/16	210,879.33	9/16	211,110.55
5/8	209,961.66	5/8	210,192.88	5/8	210,424.11	5/8	210,655.33	5/8	210,886.55	5/8	211,117.78
11/16	209,968.88	11/16	210,200.11	11/16	210,431.33	11/16	210,662.56	11/16	210,893.78	11/16	211,125.00
3/4	209,976.11	3/4	210,207.33	3/4	210,438.56	3/4	210,669.78	3/4	210,901.01	3/4	211,132.23
13/16	209,983.33	13/16	210,214.56	13/16	210,445.78	13/16	210,677.01	13/16	210,908.23	13/16	211,139.46
7/8	209,990.56	7/8	210,221.78	7/8	210,453.01	7/8	210,684.23	7/8	210,915.46	7/8	211,146.68
15/16	209,997.79	15/16	210,229.01	15/16	210,460.23	15/16	210,691.46	15/16	210,922.68	15/16	211,153.91
3	210,005.01	5	210,236.24	7	210,467.46	9	210,698.68	11	210,929.91	1	211,161.13
1/16	210,012.24	1/16	210,243.46	1/16	210,474.69	1/16	210,705.91	1/16	210,937.14	1/16	211,168.36
1/8	210,019.46	1/8	210,250.69	1/8	210,481.91	1/8	210,713.14	1/8	210,944.36	1/8	211,175.59
3/16	210,026.69	3/16	210,257.91	3/16	210,489.14	3/16	210,720.36	3/16	210,951.59	3/16	211,182.81
1/4	210,033.91	1/4	210,265.14	1/4	210,496.36	1/4	210,727.59	1/4	210,958.81	1/4	211,190.04
5/16	210,041.14	5/16	210,272.37	5/16	210,503.59	5/16	210,734.81	5/16	210,966.04	5/16	211,197.26
3/8	210,048.37	3/8	210,279.59	3/8	210,510.82	3/8	210,742.04	3/8	210,973.26	3/8	211,204.49
7/16	210,055.59	7/16	210,286.82	7/16	210,518.04	7/16	210,749.27	7/16	210,980.49	7/16	211,211.71
1/2	210,062.82	1/2	210,294.04	1/2	210,525.27	1/2	210,756.49	1/2	210,987.72	1/2	211,218.94
9/16	210,070.04	9/16	210,301.27	9/16	210,532.49	9/16	210,763.72	9/16	210,994.94	9/16	211,226.17
5/8	210,077.27	5/8	210,308.49	5/8	210,539.72	5/8	210,770.94	5/8	211,002.17	5/8	211,233.39
11/16	210,084.50	11/16	210,315.72	11/16	210,546.94	11/16	210,778.17	11/16	211,009.39	11/16	211,240.62
3/4	210,091.72	3/4	210,322.95	3/4	210,554.17	3/4	210,785.39	3/4	211,016.62	3/4	211,247.84
13/16	210,098.95	13/16	210,330.17	13/16	210,561.40	13/16	210,792.62	13/16	211,023.84	13/16	211,255.07
7/8	210,106.17	7/8	210,337.40	7/8	210,568.62	7/8	210,799.85	7/8	211,031.07	7/8	211,262.29
15/16	210,113.40	15/16	210,344.62	15/16	210,575.85	15/16	210,807.07	15/16	211,038.30	15/16	211,269.52

This chart is Certified for Tank: 16 only. No changes are permissible without the written consent of GAUGE POINT CALIBRATION.

For calibration specification information, see certificate on page 1.

Tank No: 16
GAUGE POINT CALIBRATION
1-800-205-TANK

Red Hill, Pearl Harbor, Hawaii

Issue Date: 06/12/06

Capacities given in barrels of 42 U.S. gallons.

Gauge Height: 256'-07 1/2"

in/in	168 FT	in/in	168 FT	in/in	168 FT	in/in	168 FT	in/in	168 FT	in/in	169 FT
2	211,276.75	4	211,507.97	6	211,739.19	8	211,970.42	10	212,201.64	0	212,432.87
1/16	211,283.97	1/16	211,515.20	1/16	211,746.42	1/16	211,977.64	1/16	212,208.87	1/16	212,440.09
1/8	211,291.20	1/8	211,522.42	1/8	211,753.65	1/8	211,984.87	1/8	212,216.10	1/8	212,447.32
3/16	211,298.42	3/16	211,529.65	3/16	211,760.87	3/16	211,992.10	3/16	212,223.32	3/16	212,454.55
1/4	211,305.65	1/4	211,536.87	1/4	211,768.10	1/4	211,999.32	1/4	212,230.55	1/4	212,461.77
5/16	211,312.87	5/16	211,544.10	5/16	211,775.32	5/16	212,006.55	5/16	212,237.77	5/16	212,469.00
3/8	211,320.10	3/8	211,551.32	3/8	211,782.55	3/8	212,013.77	3/8	212,245.00	3/8	212,476.22
7/16	211,327.33	7/16	211,558.55	7/16	211,789.78	7/16	212,021.00	7/16	212,252.22	7/16	212,483.45
1/2	211,334.55	1/2	211,565.78	1/2	211,797.00	1/2	212,028.23	1/2	212,259.45	1/2	212,490.67
9/16	211,341.78	9/16	211,573.00	9/16	211,804.23	9/16	212,035.45	9/16	212,266.68	9/16	212,497.90
5/8	211,349.00	5/8	211,580.23	5/8	211,811.45	5/8	212,042.68	5/8	212,273.90	5/8	212,505.13
11/16	211,356.23	11/16	211,587.45	11/16	211,818.68	11/16	212,049.90	11/16	212,281.13	11/16	212,512.35
3/4	211,363.46	3/4	211,594.68	3/4	211,825.90	3/4	212,057.13	3/4	212,288.35	3/4	212,519.58
13/16	211,370.68	13/16	211,601.91	13/16	211,833.13	13/16	212,064.35	13/16	212,295.58	13/16	212,526.80
7/8	211,377.91	7/8	211,609.13	7/8	211,840.36	7/8	212,071.58	7/8	212,302.80	7/8	212,534.03
15/16	211,385.13	15/16	211,616.36	15/16	211,847.58	15/16	212,078.81	15/16	212,310.03	15/16	212,541.25
3	211,392.36	5	211,623.58	7	211,854.81	9	212,086.03	11	212,317.26	1	212,548.48
1/16	211,399.58	1/16	211,630.81	1/16	211,862.03	1/16	212,093.26	1/16	212,324.48	1/16	212,555.71
1/8	211,406.81	1/8	211,638.03	1/8	211,869.26	1/8	212,100.48	1/8	212,331.71	1/8	212,562.93
3/16	211,414.04	3/16	211,645.26	3/16	211,876.48	3/16	212,107.71	3/16	212,338.93	3/16	212,570.16
1/4	211,421.26	1/4	211,652.49	1/4	211,883.71	1/4	212,114.93	1/4	212,346.16	1/4	212,577.38
5/16	211,428.49	5/16	211,659.71	5/16	211,890.94	5/16	212,122.16	5/16	212,353.38	5/16	212,584.61
3/8	211,435.71	3/8	211,666.94	3/8	211,898.16	3/8	212,129.39	3/8	212,360.61	3/8	212,591.83
7/16	211,442.94	7/16	211,674.16	7/16	211,905.39	7/16	212,136.61	7/16	212,367.84	7/16	212,599.06
1/2	211,450.16	1/2	211,681.39	1/2	211,912.61	1/2	212,143.84	1/2	212,375.06	1/2	212,606.29
9/16	211,457.39	9/16	211,688.61	9/16	211,919.84	9/16	212,151.06	9/16	212,382.29	9/16	212,613.51
5/8	211,464.62	5/8	211,695.84	5/8	211,927.06	5/8	212,158.29	5/8	212,389.51	5/8	212,620.74
11/16	211,471.84	11/16	211,703.07	11/16	211,934.29	11/16	212,165.51	11/16	212,396.74	11/16	212,627.96
3/4	211,479.07	3/4	211,710.29	3/4	211,941.52	3/4	212,172.74	3/4	212,403.96	3/4	212,635.19
13/16	211,486.29	13/16	211,717.52	13/16	211,948.74	13/16	212,179.97	13/16	212,411.19	13/16	212,642.42
7/8	211,493.52	7/8	211,724.74	7/8	211,955.97	7/8	212,187.19	7/8	212,418.42	7/8	212,649.64
15/16	211,500.74	15/16	211,731.97	15/16	211,963.19	15/16	212,194.42	15/16	212,425.64	15/16	212,656.87

This chart is Certified for Tank: 16 only. No changes are permissible without the written consent of GAUGE POINT CALIBRATION.

For calibration specification information, see certificate on page 1.

Tank No: 16
GAUGE POINT CALIBRATION
1-800-205-TANK

Red Hill, Pearl Harbor, Hawaii

Issue Date: 06/12/06

Capacities given in barrels of 42 U.S. gallons.

Gauge Height: 256'-07 1/2"

in/in	169 FT	in/in	169 FT	in/in	169 FT	in/in	169 FT	in/in	169 FT	in/in	170 FT
2	212,664.09	4	212,895.32	6	213,126.54	8	213,357.77	10	213,588.99	0	213,820.21
1/16	212,671.32	1/16	212,902.54	1/16	213,133.77	1/16	213,364.99	1/16	213,596.22	1/16	213,827.44
1/8	212,678.54	1/8	212,909.77	1/8	213,140.99	1/8	213,372.22	1/8	213,603.44	1/8	213,834.67
3/16	212,685.77	3/16	212,916.99	3/16	213,148.22	3/16	213,379.44	3/16	213,610.67	3/16	213,841.89
1/4	212,693.00	1/4	212,924.22	1/4	213,155.44	1/4	213,386.67	1/4	213,617.89	1/4	213,849.12
5/16	212,700.22	5/16	212,931.45	5/16	213,162.67	5/16	213,393.89	5/16	213,625.12	5/16	213,856.34
3/8	212,707.45	3/8	212,938.67	3/8	213,169.90	3/8	213,401.12	3/8	213,632.34	3/8	213,863.57
7/16	212,714.67	7/16	212,945.90	7/16	213,177.12	7/16	213,408.35	7/16	213,639.57	7/16	213,870.79
1/2	212,721.90	1/2	212,953.12	1/2	213,184.35	1/2	213,415.57	1/2	213,646.80	1/2	213,878.02
9/16	212,729.12	9/16	212,960.35	9/16	213,191.57	9/16	213,422.80	9/16	213,654.02	9/16	213,885.25
5/8	212,736.35	5/8	212,967.57	5/8	213,198.80	5/8	213,430.02	5/8	213,661.25	5/8	213,892.47
11/16	212,743.58	11/16	212,974.80	11/16	213,206.02	11/16	213,437.25	11/16	213,668.47	11/16	213,899.70
3/4	212,750.80	3/4	212,982.03	3/4	213,213.25	3/4	213,444.47	3/4	213,675.70	3/4	213,906.92
13/16	212,758.03	13/16	212,989.25	13/16	213,220.48	13/16	213,451.70	13/16	213,682.92	13/16	213,914.15
7/8	212,765.25	7/8	212,996.48	7/8	213,227.70	7/8	213,458.93	7/8	213,690.15	7/8	213,921.38
15/16	212,772.48	15/16	213,003.70	15/16	213,234.93	15/16	213,466.15	15/16	213,697.38	15/16	213,928.60
3	212,779.70	5	213,010.93	7	213,242.15	9	213,473.38	11	213,704.60	1	213,935.83
1/16	212,786.93	1/16	213,018.15	1/16	213,249.38	1/16	213,480.60	1/16	213,711.83	1/16	213,943.05
1/8	212,794.16	1/8	213,025.38	1/8	213,256.60	1/8	213,487.83	1/8	213,719.05	1/8	213,950.28
3/16	212,801.38	3/16	213,032.61	3/16	213,263.83	3/16	213,495.06	3/16	213,726.28	3/16	213,957.50
1/4	212,808.61	1/4	213,039.83	1/4	213,271.06	1/4	213,502.28	1/4	213,733.51	1/4	213,964.73
5/16	212,815.83	5/16	213,047.06	5/16	213,278.28	5/16	213,509.51	5/16	213,740.73	5/16	213,971.96
3/8	212,823.06	3/8	213,054.28	3/8	213,285.51	3/8	213,516.73	3/8	213,747.96	3/8	213,979.18
7/16	212,830.28	7/16	213,061.51	7/16	213,292.73	7/16	213,523.96	7/16	213,755.18	7/16	213,986.41
1/2	212,837.51	1/2	213,068.74	1/2	213,299.96	1/2	213,531.18	1/2	213,762.41	1/2	213,993.63
9/16	212,844.74	9/16	213,075.96	9/16	213,307.19	9/16	213,538.41	9/16	213,769.63	9/16	214,000.86
5/8	212,851.96	5/8	213,083.19	5/8	213,314.41	5/8	213,545.64	5/8	213,776.86	5/8	214,008.08
11/16	212,859.19	11/16	213,090.41	11/16	213,321.64	11/16	213,552.86	11/16	213,784.09	11/16	214,015.31
3/4	212,866.41	3/4	213,097.64	3/4	213,328.86	3/4	213,560.09	3/4	213,791.31	3/4	214,022.54
13/16	212,873.64	13/16	213,104.86	13/16	213,336.09	13/16	213,567.31	13/16	213,798.54	13/16	214,029.76
7/8	212,880.87	7/8	213,112.09	7/8	213,343.31	7/8	213,574.54	7/8	213,805.76	7/8	214,036.99
15/16	212,888.09	15/16	213,119.32	15/16	213,350.54	15/16	213,581.76	15/16	213,812.99	15/16	214,044.21

This chart is Certified for Tank: 16 only. No changes are permissible without the written consent of GAUGE POINT CALIBRATION.

For calibration specification information, see certificate on page 1.

Tank No: 16
GAUGE POINT CALIBRATION
1-800-205-TANK

Red Hill, Pearl Harbor, Hawaii

Issue Date: 06/12/06

Capacities given in barrels of 42 U.S. gallons.

Gauge Height: 256'-07 1/2"

in/in	170 FT	in/in	170 FT	in/in	170 FT	in/in	170 FT	in/in	170 FT	in/in	171 FT
2	214,051.44	4	214,282.66	6	214,513.89	8	214,745.11	10	214,976.34	0	215,207.56
1/16	214,058.66	1/16	214,289.89	1/16	214,521.11	1/16	214,752.34	1/16	214,983.56	1/16	215,214.79
1/8	214,065.89	1/8	214,297.11	1/8	214,528.34	1/8	214,759.56	1/8	214,990.79	1/8	215,222.01
3/16	214,073.12	3/16	214,304.34	3/16	214,535.56	3/16	214,766.79	3/16	214,998.01	3/16	215,229.24
1/4	214,080.34	1/4	214,311.57	1/4	214,542.79	1/4	214,774.02	1/4	215,005.24	1/4	215,236.46
5/16	214,087.57	5/16	214,318.79	5/16	214,550.02	5/16	214,781.24	5/16	215,012.47	5/16	215,243.69
3/8	214,094.79	3/8	214,326.02	3/8	214,557.24	3/8	214,788.47	3/8	215,019.69	3/8	215,250.92
7/16	214,102.02	7/16	214,333.24	7/16	214,564.47	7/16	214,795.69	7/16	215,026.92	7/16	215,258.14
1/2	214,109.24	1/2	214,340.47	1/2	214,571.69	1/2	214,802.92	1/2	215,034.14	1/2	215,265.37
9/16	214,116.47	9/16	214,347.70	9/16	214,578.92	9/16	214,810.14	9/16	215,041.37	9/16	215,272.59
5/8	214,123.70	5/8	214,354.92	5/8	214,586.15	5/8	214,817.37	5/8	215,048.59	5/8	215,279.82
11/16	214,130.92	11/16	214,362.15	11/16	214,593.37	11/16	214,824.60	11/16	215,055.82	11/16	215,287.04
3/4	214,138.15	3/4	214,369.37	3/4	214,600.60	3/4	214,831.82	3/4	215,063.05	3/4	215,294.27
13/16	214,145.37	13/16	214,376.60	13/16	214,607.82	13/16	214,839.05	13/16	215,070.27	13/16	215,301.50
7/8	214,152.60	7/8	214,383.82	7/8	214,615.05	7/8	214,846.27	7/8	215,077.50	7/8	215,308.72
15/16	214,159.83	15/16	214,391.05	15/16	214,622.27	15/16	214,853.50	15/16	215,084.72	15/16	215,315.95
3	214,167.05	5	214,398.28	7	214,629.50	9	214,860.72	11	215,091.95	1	215,323.17
1/16	214,174.28	1/16	214,405.50	1/16	214,636.73	1/16	214,867.95	1/16	215,099.17	1/16	215,330.40
1/8	214,181.50	1/8	214,412.73	1/8	214,643.95	1/8	214,875.18	1/8	215,106.40	1/8	215,337.62
3/16	214,188.73	3/16	214,419.95	3/16	214,651.18	3/16	214,882.40	3/16	215,113.63	3/16	215,344.85
1/4	214,195.95	1/4	214,427.18	1/4	214,658.40	1/4	214,889.63	1/4	215,120.85	1/4	215,352.08
5/16	214,203.18	5/16	214,434.40	5/16	214,665.63	5/16	214,896.85	5/16	215,128.08	5/16	215,359.30
3/8	214,210.41	3/8	214,441.63	3/8	214,672.85	3/8	214,904.08	3/8	215,135.30	3/8	215,366.53
7/16	214,217.63	7/16	214,448.86	7/16	214,680.08	7/16	214,911.30	7/16	215,142.53	7/16	215,373.75
1/2	214,224.86	1/2	214,456.08	1/2	214,687.31	1/2	214,918.53	1/2	215,149.75	1/2	215,380.98
9/16	214,232.08	9/16	214,463.31	9/16	214,694.53	9/16	214,925.76	9/16	215,156.98	9/16	215,388.20
5/8	214,239.31	5/8	214,470.53	5/8	214,701.76	5/8	214,932.98	5/8	215,164.21	5/8	215,395.43
11/16	214,246.53	11/16	214,477.76	11/16	214,708.98	11/16	214,940.21	11/16	215,171.43	11/16	215,402.66
3/4	214,253.76	3/4	214,484.98	3/4	214,716.21	3/4	214,947.43	3/4	215,178.66	3/4	215,409.88
13/16	214,260.99	13/16	214,492.21	13/16	214,723.43	13/16	214,954.66	13/16	215,185.88	13/16	215,417.11
7/8	214,268.21	7/8	214,499.44	7/8	214,730.66	7/8	214,961.88	7/8	215,193.11	7/8	215,424.33
15/16	214,275.44	15/16	214,506.66	15/16	214,737.89	15/16	214,969.11	15/16	215,200.34	15/16	215,431.56

This chart is Certified for Tank: 16 only. No changes are permissible without the written consent of GAUGE POINT CALIBRATION.

For calibration specification information, see certificate on page 1.

Tank No: 16
GAUGE POINT CALIBRATION
1-800-205-TANK

Red Hill, Pearl Harbor, Hawaii

Issue Date: 06/12/06

Capacities given in barrels of 42 U.S. gallons.

Gauge Height: 256'-07 1/2"

in/in	171 FT	in/in	171 FT	in/in	171 FT	in/in	171 FT	in/in	171 FT	in/in	172 FT
2	215,438.79	4	215,670.01	6	215,901.23	8	216,132.46	10	216,363.68	0	216,594.91
1/16	215,446.01	1/16	215,677.24	1/16	215,908.46	1/16	216,139.68	1/16	216,370.91	1/16	216,602.13
1/8	215,453.24	1/8	215,684.46	1/8	215,915.69	1/8	216,146.91	1/8	216,378.13	1/8	216,609.36
3/16	215,460.46	3/16	215,691.69	3/16	215,922.91	3/16	216,154.14	3/16	216,385.36	3/16	216,616.58
1/4	215,467.69	1/4	215,698.91	1/4	215,930.14	1/4	216,161.36	1/4	216,392.59	1/4	216,623.81
5/16	215,474.91	5/16	215,706.14	5/16	215,937.36	5/16	216,168.59	5/16	216,399.81	5/16	216,631.04
3/8	215,482.14	3/8	215,713.36	3/8	215,944.59	3/8	216,175.81	3/8	216,407.04	3/8	216,638.26
7/16	215,489.37	7/16	215,720.59	7/16	215,951.81	7/16	216,183.04	7/16	216,414.26	7/16	216,645.49
1/2	215,496.59	1/2	215,727.82	1/2	215,959.04	1/2	216,190.26	1/2	216,421.49	1/2	216,652.71
9/16	215,503.82	9/16	215,735.04	9/16	215,966.27	9/16	216,197.49	9/16	216,428.71	9/16	216,659.94
5/8	215,511.04	5/8	215,742.27	5/8	215,973.49	5/8	216,204.72	5/8	216,435.94	5/8	216,667.16
11/16	215,518.27	11/16	215,749.49	11/16	215,980.72	11/16	216,211.94	11/16	216,443.17	11/16	216,674.39
3/4	215,525.49	3/4	215,756.72	3/4	215,987.94	3/4	216,219.17	3/4	216,450.39	3/4	216,681.62
13/16	215,532.72	13/16	215,763.94	13/16	215,995.17	13/16	216,226.39	13/16	216,457.62	13/16	216,688.84
7/8	215,539.95	7/8	215,771.17	7/8	216,002.39	7/8	216,233.62	7/8	216,464.84	7/8	216,696.07
15/16	215,547.17	15/16	215,778.40	15/16	216,009.62	15/16	216,240.84	15/16	216,472.07	15/16	216,703.29
3	215,554.40	5	215,785.62	7	216,016.85	9	216,248.07	11	216,479.29	1	216,710.52
1/16	215,561.62	1/16	215,792.85	1/16	216,024.07	1/16	216,255.30	1/16	216,486.52	1/16	216,717.75
1/8	215,568.85	1/8	215,800.07	1/8	216,031.30	1/8	216,262.52	1/8	216,493.75	1/8	216,724.97
3/16	215,576.07	3/16	215,807.30	3/16	216,038.52	3/16	216,269.75	3/16	216,500.97	3/16	216,732.20
1/4	215,583.30	1/4	215,814.52	1/4	216,045.75	1/4	216,276.97	1/4	216,508.20	1/4	216,739.42
5/16	215,590.53	5/16	215,821.75	5/16	216,052.98	5/16	216,284.20	5/16	216,515.42	5/16	216,746.65
3/8	215,597.75	3/8	215,828.98	3/8	216,060.20	3/8	216,291.43	3/8	216,522.65	3/8	216,753.87
7/16	215,604.98	7/16	215,836.20	7/16	216,067.43	7/16	216,298.65	7/16	216,529.88	7/16	216,761.10
1/2	215,612.20	1/2	215,843.43	1/2	216,074.65	1/2	216,305.88	1/2	216,537.10	1/2	216,768.33
9/16	215,619.43	9/16	215,850.65	9/16	216,081.88	9/16	216,313.10	9/16	216,544.33	9/16	216,775.55
5/8	215,626.66	5/8	215,857.88	5/8	216,089.10	5/8	216,320.33	5/8	216,551.55	5/8	216,782.78
11/16	215,633.88	11/16	215,865.11	11/16	216,096.33	11/16	216,327.55	11/16	216,558.78	11/16	216,790.00
3/4	215,641.11	3/4	215,872.33	3/4	216,103.56	3/4	216,334.78	3/4	216,566.00	3/4	216,797.23
13/16	215,648.33	13/16	215,879.56	13/16	216,110.78	13/16	216,342.01	13/16	216,573.23	13/16	216,804.45
7/8	215,655.56	7/8	215,886.78	7/8	216,118.01	7/8	216,349.23	7/8	216,580.46	7/8	216,811.68
15/16	215,662.78	15/16	215,894.01	15/16	216,125.23	15/16	216,356.46	15/16	216,587.68	15/16	216,818.91

This chart is Certified for Tank: 16 only. No changes are permissible without the written consent of GAUGE POINT CALIBRATION.

For calibration specification information, see certificate on page 1.

Tank No: 16
GAUGE POINT CALIBRATION
1-800-205-TANK

Red Hill, Pearl Harbor, Hawaii

Issue Date: 06/12/06

Capacities given in barrels of 42 U.S. gallons.

Gauge Height: 256'-07 1/2"

in/in	172 FT	in/in	172 FT	in/in	172 FT	in/in	172 FT	in/in	172 FT	in/in	173 FT
2	216,826.13	4	217,057.36	6	217,288.58	8	217,519.80	10	217,751.03	0	217,982.25
1/16	216,833.36	1/16	217,064.58	1/16	217,295.81	1/16	217,527.03	1/16	217,758.25	1/16	217,989.48
1/8	216,840.58	1/8	217,071.81	1/8	217,303.03	1/8	217,534.26	1/8	217,765.48	1/8	217,996.71
3/16	216,847.81	3/16	217,079.03	3/16	217,310.26	3/16	217,541.48	3/16	217,772.71	3/16	218,003.93
1/4	216,855.03	1/4	217,086.26	1/4	217,317.48	1/4	217,548.71	1/4	217,779.93	1/4	218,011.16
5/16	216,862.26	5/16	217,093.48	5/16	217,324.71	5/16	217,555.93	5/16	217,787.16	5/16	218,018.38
3/8	216,869.49	3/8	217,100.71	3/8	217,331.93	3/8	217,563.16	3/8	217,794.38	3/8	218,025.61
7/16	216,876.71	7/16	217,107.94	7/16	217,339.16	7/16	217,570.39	7/16	217,801.61	7/16	218,032.83
1/2	216,883.94	1/2	217,115.16	1/2	217,346.39	1/2	217,577.61	1/2	217,808.84	1/2	218,040.06
9/16	216,891.16	9/16	217,122.39	9/16	217,353.61	9/16	217,584.84	9/16	217,816.06	9/16	218,047.29
5/8	216,898.39	5/8	217,129.61	5/8	217,360.84	5/8	217,592.06	5/8	217,823.29	5/8	218,054.51
11/16	216,905.61	11/16	217,136.84	11/16	217,368.06	11/16	217,599.29	11/16	217,830.51	11/16	218,061.74
3/4	216,912.84	3/4	217,144.07	3/4	217,375.29	3/4	217,606.51	3/4	217,837.74	3/4	218,068.96
13/16	216,920.07	13/16	217,151.29	13/16	217,382.52	13/16	217,613.74	13/16	217,844.96	13/16	218,076.19
7/8	216,927.29	7/8	217,158.52	7/8	217,389.74	7/8	217,620.97	7/8	217,852.19	7/8	218,083.41
15/16	216,934.52	15/16	217,165.74	15/16	217,396.97	15/16	217,628.19	15/16	217,859.42	15/16	218,090.64
3	216,941.74	5	217,172.97	7	217,404.19	9	217,635.42	11	217,866.64	1	218,097.87
1/16	216,948.97	1/16	217,180.19	1/16	217,411.42	1/16	217,642.64	1/16	217,873.87	1/16	218,105.09
1/8	216,956.20	1/8	217,187.42	1/8	217,418.64	1/8	217,649.87	1/8	217,881.09	1/8	218,112.32
3/16	216,963.42	3/16	217,194.65	3/16	217,425.87	3/16	217,657.09	3/16	217,888.32	3/16	218,119.54
1/4	216,970.65	1/4	217,201.87	1/4	217,433.10	1/4	217,664.32	1/4	217,895.54	1/4	218,126.77
5/16	216,977.87	5/16	217,209.10	5/16	217,440.32	5/16	217,671.55	5/16	217,902.77	5/16	218,133.99
3/8	216,985.10	3/8	217,216.32	3/8	217,447.55	3/8	217,678.77	3/8	217,910.00	3/8	218,141.22
7/16	216,992.32	7/16	217,223.55	7/16	217,454.77	7/16	217,686.00	7/16	217,917.22	7/16	218,148.45
1/2	216,999.55	1/2	217,230.77	1/2	217,462.00	1/2	217,693.22	1/2	217,924.45	1/2	218,155.67
9/16	217,006.78	9/16	217,238.00	9/16	217,469.22	9/16	217,700.45	9/16	217,931.67	9/16	218,162.90
5/8	217,014.00	5/8	217,245.23	5/8	217,476.45	5/8	217,707.67	5/8	217,938.90	5/8	218,170.12
11/16	217,021.23	11/16	217,252.45	11/16	217,483.68	11/16	217,714.90	11/16	217,946.12	11/16	218,177.35
3/4	217,028.45	3/4	217,259.68	3/4	217,490.90	3/4	217,722.13	3/4	217,953.35	3/4	218,184.57
13/16	217,035.68	13/16	217,266.90	13/16	217,498.13	13/16	217,729.35	13/16	217,960.58	13/16	218,191.80
7/8	217,042.90	7/8	217,274.13	7/8	217,505.35	7/8	217,736.58	7/8	217,967.80	7/8	218,199.03
15/16	217,050.13	15/16	217,281.35	15/16	217,512.58	15/16	217,743.80	15/16	217,975.03	15/16	218,206.25

This chart is Certified for Tank: 16 only. No changes are permissible without the written consent of GAUGE POINT CALIBRATION.

For calibration specification information, see certificate on page 1.

Tank No: 16
GAUGE POINT CALIBRATION
1-800-205-TANK

Red Hill, Pearl Harbor, Hawaii

Issue Date: 06/12/06

Capacities given in barrels of 42 U.S. gallons.

Gauge Height: 256'-07 1/2"

in/in	173 FT	in/in	173 FT	in/in	173 FT	in/in	173 FT	in/in	173 FT	in/in	174 FT
2	218,213.48	4	218,445.01	6	218,676.86	8	218,908.70	10	219,140.55	0	219,372.39
1/16	218,220.70	1/16	218,452.26	1/16	218,684.10	1/16	218,915.95	1/16	219,147.79	1/16	219,379.64
1/8	218,227.93	1/8	218,459.50	1/8	218,691.35	1/8	218,923.19	1/8	219,155.04	1/8	219,386.88
3/16	218,235.16	3/16	218,466.75	3/16	218,698.59	3/16	218,930.44	3/16	219,162.28	3/16	219,394.13
1/4	218,242.38	1/4	218,473.99	1/4	218,705.84	1/4	218,937.68	1/4	219,169.53	1/4	219,401.37
5/16	218,249.61	5/16	218,481.24	5/16	218,713.08	5/16	218,944.93	5/16	219,176.77	5/16	219,408.62
3/8	218,256.83	3/8	218,488.48	3/8	218,720.33	3/8	218,952.17	3/8	219,184.02	3/8	219,415.86
7/16	218,264.06	7/16	218,495.73	7/16	218,727.57	7/16	218,959.42	7/16	219,191.26	7/16	219,423.11
1/2	218,271.28	1/2	218,502.97	1/2	218,734.82	1/2	218,966.66	1/2	219,198.51	1/2	219,430.35
9/16	218,278.51	9/16	218,510.22	9/16	218,742.06	9/16	218,973.91	9/16	219,205.75	9/16	219,437.60
5/8	218,285.74	5/8	218,517.46	5/8	218,749.31	5/8	218,981.15	5/8	219,213.00	5/8	219,444.84
11/16	218,292.96	11/16	218,524.71	11/16	218,756.55	11/16	218,988.40	11/16	219,220.24	11/16	219,452.09
3/4	218,300.19	3/4	218,531.95	3/4	218,763.80	3/4	218,995.64	3/4	219,227.49	3/4	219,459.33
13/16	218,307.41	13/16	218,539.20	13/16	218,771.04	13/16	219,002.89	13/16	219,234.73	13/16	219,466.58
7/8	218,314.64	7/8	218,546.44	7/8	218,778.29	7/8	219,010.13	7/8	219,241.98	7/8	219,473.82
15/16	218,321.86	15/16	218,553.69	15/16	218,785.53	15/16	219,017.38	15/16	219,249.22	15/16	219,481.07
3	218,329.09	5	218,560.93	7	218,792.78	9	219,024.62	11	219,256.47	1	219,488.31
1/16	218,336.34	1/16	218,568.18	1/16	218,800.02	1/16	219,031.87	1/16	219,263.71	1/16	219,495.56
1/8	218,343.58	1/8	218,575.42	1/8	218,807.27	1/8	219,039.11	1/8	219,270.96	1/8	219,502.80
3/16	218,350.83	3/16	218,582.67	3/16	218,814.51	3/16	219,046.36	3/16	219,278.20	3/16	219,510.05
1/4	218,358.07	1/4	218,589.92	1/4	218,821.76	1/4	219,053.60	1/4	219,285.45	1/4	219,517.29
5/16	218,365.32	5/16	218,597.16	5/16	218,829.00	5/16	219,060.85	5/16	219,292.69	5/16	219,524.54
3/8	218,372.56	3/8	218,604.41	3/8	218,836.25	3/8	219,068.09	3/8	219,299.94	3/8	219,531.78
7/16	218,379.81	7/16	218,611.65	7/16	218,843.49	7/16	219,075.34	7/16	219,307.18	7/16	219,539.03
1/2	218,387.05	1/2	218,618.90	1/2	218,850.74	1/2	219,082.58	1/2	219,314.43	1/2	219,546.27
9/16	218,394.30	9/16	218,626.14	9/16	218,857.99	9/16	219,089.83	9/16	219,321.67	9/16	219,553.52
5/8	218,401.54	5/8	218,633.39	5/8	218,865.23	5/8	219,097.07	5/8	219,328.92	5/8	219,560.76
11/16	218,408.79	11/16	218,640.63	11/16	218,872.48	11/16	219,104.32	11/16	219,336.16	11/16	219,568.01
3/4	218,416.03	3/4	218,647.88	3/4	218,879.72	3/4	219,111.57	3/4	219,343.41	3/4	219,575.25
13/16	218,423.28	13/16	218,655.12	13/16	218,886.97	13/16	219,118.81	13/16	219,350.65	13/16	219,582.50
7/8	218,430.52	7/8	218,662.37	7/8	218,894.21	7/8	219,126.06	7/8	219,357.90	7/8	219,589.74
15/16	218,437.77	15/16	218,669.61	15/16	218,901.46	15/16	219,133.30	15/16	219,365.14	15/16	219,596.99

This chart is Certified for Tank: 16 only. No changes are permissible without the written consent of GAUGE POINT CALIBRATION.

For calibration specification information, see certificate on page 1.

Tank No: 16
GAUGE POINT CALIBRATION
1-800-205-TANK

Red Hill, Pearl Harbor, Hawaii

Issue Date: 06/12/06

Capacities given in barrels of 42 U.S. gallons.

Gauge Height: 256'-07 1/2"

in/in	174 FT	in/in	174 FT	in/in	174 FT	in/in	174 FT	in/in	174 FT	in/in	175 FT
2	219,604.23	4	219,836.08	6	220,067.92	8	220,299.77	10	220,531.61	0	220,763.46
1/16	219,611.48	1/16	219,843.32	1/16	220,075.17	1/16	220,307.01	1/16	220,538.86	1/16	220,770.70
1/8	219,618.72	1/8	219,850.57	1/8	220,082.41	1/8	220,314.26	1/8	220,546.10	1/8	220,777.95
3/16	219,625.97	3/16	219,857.81	3/16	220,089.66	3/16	220,321.50	3/16	220,553.35	3/16	220,785.19
1/4	219,633.21	1/4	219,865.06	1/4	220,096.90	1/4	220,328.75	1/4	220,560.59	1/4	220,792.44
5/16	219,640.46	5/16	219,872.30	5/16	220,104.15	5/16	220,335.99	5/16	220,567.84	5/16	220,799.68
3/8	219,647.71	3/8	219,879.55	3/8	220,111.39	3/8	220,343.24	3/8	220,575.08	3/8	220,806.93
7/16	219,654.95	7/16	219,886.79	7/16	220,118.64	7/16	220,350.48	7/16	220,582.33	7/16	220,814.17
1/2	219,662.20	1/2	219,894.04	1/2	220,125.88	1/2	220,357.73	1/2	220,589.57	1/2	220,821.42
9/16	219,669.44	9/16	219,901.29	9/16	220,133.13	9/16	220,364.97	9/16	220,596.82	9/16	220,828.66
5/8	219,676.69	5/8	219,908.53	5/8	220,140.37	5/8	220,372.22	5/8	220,604.06	5/8	220,835.91
11/16	219,683.93	11/16	219,915.78	11/16	220,147.62	11/16	220,379.46	11/16	220,611.31	11/16	220,843.15
3/4	219,691.18	3/4	219,923.02	3/4	220,154.86	3/4	220,386.71	3/4	220,618.55	3/4	220,850.40
13/16	219,698.42	13/16	219,930.27	13/16	220,162.11	13/16	220,393.95	13/16	220,625.80	13/16	220,857.64
7/8	219,705.67	7/8	219,937.51	7/8	220,169.36	7/8	220,401.20	7/8	220,633.04	7/8	220,864.89
15/16	219,712.91	15/16	219,944.76	15/16	220,176.60	15/16	220,408.44	15/16	220,640.29	15/16	220,872.13
3	219,720.16	5	219,952.00	7	220,183.85	9	220,415.69	11	220,647.53	1	220,879.38
1/16	219,727.40	1/16	219,959.25	1/16	220,191.09	1/16	220,422.93	1/16	220,654.78	1/16	220,886.62
1/8	219,734.65	1/8	219,966.49	1/8	220,198.34	1/8	220,430.18	1/8	220,662.02	1/8	220,893.87
3/16	219,741.89	3/16	219,973.74	3/16	220,205.58	3/16	220,437.43	3/16	220,669.27	3/16	220,901.11
1/4	219,749.14	1/4	219,980.98	1/4	220,212.83	1/4	220,444.67	1/4	220,676.51	1/4	220,908.36
5/16	219,756.38	5/16	219,988.23	5/16	220,220.07	5/16	220,451.92	5/16	220,683.76	5/16	220,915.60
3/8	219,763.63	3/8	219,995.47	3/8	220,227.32	3/8	220,459.16	3/8	220,691.01	3/8	220,922.85
7/16	219,770.87	7/16	220,002.72	7/16	220,234.56	7/16	220,466.41	7/16	220,698.25	7/16	220,930.09
1/2	219,778.12	1/2	220,009.96	1/2	220,241.81	1/2	220,473.65	1/2	220,705.50	1/2	220,937.34
9/16	219,785.36	9/16	220,017.21	9/16	220,249.05	9/16	220,480.90	9/16	220,712.74	9/16	220,944.58
5/8	219,792.61	5/8	220,024.45	5/8	220,256.30	5/8	220,488.14	5/8	220,719.99	5/8	220,951.83
11/16	219,799.85	11/16	220,031.70	11/16	220,263.54	11/16	220,495.39	11/16	220,727.23	11/16	220,959.08
3/4	219,807.10	3/4	220,038.94	3/4	220,270.79	3/4	220,502.63	3/4	220,734.48	3/4	220,966.32
13/16	219,814.34	13/16	220,046.19	13/16	220,278.03	13/16	220,509.88	13/16	220,741.72	13/16	220,973.57
7/8	219,821.59	7/8	220,053.43	7/8	220,285.28	7/8	220,517.12	7/8	220,748.97	7/8	220,980.81
15/16	219,828.83	15/16	220,060.68	15/16	220,292.52	15/16	220,524.37	15/16	220,756.21	15/16	220,988.06

This chart is Certified for Tank: 16 only. No changes are permissible without the written consent of GAUGE POINT CALIBRATION.

For calibration specification information, see certificate on page 1.

Tank No: 16
GAUGE POINT CALIBRATION
1-800-205-TANK

Red Hill, Pearl Harbor, Hawaii

Issue Date: 06/12/06

Capacities given in barrels of 42 U.S. gallons.

Gauge Height: 256'-07 1/2"

in/in	175 FT	in/in	175 FT	in/in	175 FT	in/in	175 FT	in/in	175 FT	in/in	176 FT
2	220,995.30	4	221,227.15	6	221,458.99	8	221,690.83	10	221,922.68	0	222,154.52
1/16	221,002.55	1/16	221,234.39	1/16	221,466.23	1/16	221,698.08	1/16	221,929.92	1/16	222,161.77
1/8	221,009.79	1/8	221,241.64	1/8	221,473.48	1/8	221,705.32	1/8	221,937.17	1/8	222,169.01
3/16	221,017.04	3/16	221,248.88	3/16	221,480.73	3/16	221,712.57	3/16	221,944.41	3/16	222,176.26
1/4	221,024.28	1/4	221,256.13	1/4	221,487.97	1/4	221,719.81	1/4	221,951.66	1/4	222,183.50
5/16	221,031.53	5/16	221,263.37	5/16	221,495.22	5/16	221,727.06	5/16	221,958.90	5/16	222,190.75
3/8	221,038.77	3/8	221,270.62	3/8	221,502.46	3/8	221,734.30	3/8	221,966.15	3/8	222,197.99
7/16	221,046.02	7/16	221,277.86	7/16	221,509.71	7/16	221,741.55	7/16	221,973.39	7/16	222,205.24
1/2	221,053.26	1/2	221,285.11	1/2	221,516.95	1/2	221,748.80	1/2	221,980.64	1/2	222,212.48
9/16	221,060.51	9/16	221,292.35	9/16	221,524.20	9/16	221,756.04	9/16	221,987.88	9/16	222,219.73
5/8	221,067.75	5/8	221,299.60	5/8	221,531.44	5/8	221,763.29	5/8	221,995.13	5/8	222,226.97
11/16	221,075.00	11/16	221,306.84	11/16	221,538.69	11/16	221,770.53	11/16	222,002.37	11/16	222,234.22
3/4	221,082.24	3/4	221,314.09	3/4	221,545.93	3/4	221,777.78	3/4	222,009.62	3/4	222,241.46
13/16	221,089.49	13/16	221,321.33	13/16	221,553.18	13/16	221,785.02	13/16	222,016.87	13/16	222,248.71
7/8	221,096.73	7/8	221,328.58	7/8	221,560.42	7/8	221,792.27	7/8	222,024.11	7/8	222,255.95
15/16	221,103.98	15/16	221,335.82	15/16	221,567.67	15/16	221,799.51	15/16	222,031.36	15/16	222,263.20
3	221,111.22	5	221,343.07	7	221,574.91	9	221,806.76	11	222,038.60	1	222,270.44
1/16	221,118.47	1/16	221,350.31	1/16	221,582.16	1/16	221,814.00	1/16	222,045.85	1/16	222,277.69
1/8	221,125.71	1/8	221,357.56	1/8	221,589.40	1/8	221,821.25	1/8	222,053.09	1/8	222,284.94
3/16	221,132.96	3/16	221,364.80	3/16	221,596.65	3/16	221,828.49	3/16	222,060.34	3/16	222,292.18
1/4	221,140.20	1/4	221,372.05	1/4	221,603.89	1/4	221,835.74	1/4	222,067.58	1/4	222,299.43
5/16	221,147.45	5/16	221,379.29	5/16	221,611.14	5/16	221,842.98	5/16	222,074.83	5/16	222,306.67
3/8	221,154.69	3/8	221,386.54	3/8	221,618.38	3/8	221,850.23	3/8	222,082.07	3/8	222,313.92
7/16	221,161.94	7/16	221,393.78	7/16	221,625.63	7/16	221,857.47	7/16	222,089.32	7/16	222,321.16
1/2	221,169.18	1/2	221,401.03	1/2	221,632.87	1/2	221,864.72	1/2	222,096.56	1/2	222,328.41
9/16	221,176.43	9/16	221,408.27	9/16	221,640.12	9/16	221,871.96	9/16	222,103.81	9/16	222,335.65
5/8	221,183.67	5/8	221,415.52	5/8	221,647.36	5/8	221,879.21	5/8	222,111.05	5/8	222,342.90
11/16	221,190.92	11/16	221,422.76	11/16	221,654.61	11/16	221,886.45	11/16	222,118.30	11/16	222,350.14
3/4	221,198.16	3/4	221,430.01	3/4	221,661.85	3/4	221,893.70	3/4	222,125.54	3/4	222,357.39
13/16	221,205.41	13/16	221,437.25	13/16	221,669.10	13/16	221,900.94	13/16	222,132.79	13/16	222,364.63
7/8	221,212.65	7/8	221,444.50	7/8	221,676.34	7/8	221,908.19	7/8	222,140.03	7/8	222,371.88
15/16	221,219.90	15/16	221,451.74	15/16	221,683.59	15/16	221,915.43	15/16	222,147.28	15/16	222,379.12

This chart is Certified for Tank: 16 only. No changes are permissible without the written consent of GAUGE POINT CALIBRATION.

For calibration specification information, see certificate on page 1.

Tank No: 16
GAUGE POINT CALIBRATION
1-800-205-TANK

Red Hill, Pearl Harbor, Hawaii

Issue Date: 06/12/06

Capacities given in barrels of 42 U.S. gallons.

Gauge Height: 256'-07 1/2"

in/in	176 FT	in/in	176 FT	in/in	176 FT	in/in	176 FT	in/in	176 FT	in/in	177 FT
2	222,386.37	4	222,618.21	6	222,850.06	8	223,081.90	10	223,313.74	0	223,545.59
1/16	222,393.61	1/16	222,625.46	1/16	222,857.30	1/16	223,089.15	1/16	223,320.99	1/16	223,552.83
1/8	222,400.86	1/8	222,632.70	1/8	222,864.55	1/8	223,096.39	1/8	223,328.24	1/8	223,560.08
3/16	222,408.10	3/16	222,639.95	3/16	222,871.79	3/16	223,103.64	3/16	223,335.48	3/16	223,567.32
1/4	222,415.35	1/4	222,647.19	1/4	222,879.04	1/4	223,110.88	1/4	223,342.73	1/4	223,574.57
5/16	222,422.59	5/16	222,654.44	5/16	222,886.28	5/16	223,118.13	5/16	223,349.97	5/16	223,581.81
3/8	222,429.84	3/8	222,661.68	3/8	222,893.53	3/8	223,125.37	3/8	223,357.22	3/8	223,589.06
7/16	222,437.08	7/16	222,668.93	7/16	222,900.77	7/16	223,132.62	7/16	223,364.46	7/16	223,596.31
1/2	222,444.33	1/2	222,676.17	1/2	222,908.02	1/2	223,139.86	1/2	223,371.71	1/2	223,603.55
9/16	222,451.57	9/16	222,683.42	9/16	222,915.26	9/16	223,147.11	9/16	223,378.95	9/16	223,610.80
5/8	222,458.82	5/8	222,690.66	5/8	222,922.51	5/8	223,154.35	5/8	223,386.20	5/8	223,618.04
11/16	222,466.06	11/16	222,697.91	11/16	222,929.75	11/16	223,161.60	11/16	223,393.44	11/16	223,625.29
3/4	222,473.31	3/4	222,705.15	3/4	222,937.00	3/4	223,168.84	3/4	223,400.69	3/4	223,632.53
13/16	222,480.55	13/16	222,712.40	13/16	222,944.24	13/16	223,176.09	13/16	223,407.93	13/16	223,639.78
7/8	222,487.80	7/8	222,719.64	7/8	222,951.49	7/8	223,183.33	7/8	223,415.18	7/8	223,647.02
15/16	222,495.04	15/16	222,726.89	15/16	222,958.73	15/16	223,190.58	15/16	223,422.42	15/16	223,654.27
3	222,502.29	5	222,734.13	7	222,965.98	9	223,197.82	11	223,429.67	1	223,661.51
1/16	222,509.53	1/16	222,741.38	1/16	222,973.22	1/16	223,205.07	1/16	223,436.91	1/16	223,668.76
1/8	222,516.78	1/8	222,748.62	1/8	222,980.47	1/8	223,212.31	1/8	223,444.16	1/8	223,676.00
3/16	222,524.02	3/16	222,755.87	3/16	222,987.71	3/16	223,219.56	3/16	223,451.40	3/16	223,683.25
1/4	222,531.27	1/4	222,763.11	1/4	222,994.96	1/4	223,226.80	1/4	223,458.65	1/4	223,690.49
5/16	222,538.52	5/16	222,770.36	5/16	223,002.20	5/16	223,234.05	5/16	223,465.89	5/16	223,697.74
3/8	222,545.76	3/8	222,777.60	3/8	223,009.45	3/8	223,241.29	3/8	223,473.14	3/8	223,704.98
7/16	222,553.01	7/16	222,784.85	7/16	223,016.69	7/16	223,248.54	7/16	223,480.38	7/16	223,712.23
1/2	222,560.25	1/2	222,792.09	1/2	223,023.94	1/2	223,255.78	1/2	223,487.63	1/2	223,719.47
9/16	222,567.50	9/16	222,799.34	9/16	223,031.18	9/16	223,263.03	9/16	223,494.87	9/16	223,726.72
5/8	222,574.74	5/8	222,806.59	5/8	223,038.43	5/8	223,270.27	5/8	223,502.12	5/8	223,733.96
11/16	222,581.99	11/16	222,813.83	11/16	223,045.67	11/16	223,277.52	11/16	223,509.36	11/16	223,741.21
3/4	222,589.23	3/4	222,821.08	3/4	223,052.92	3/4	223,284.76	3/4	223,516.61	3/4	223,748.45
13/16	222,596.48	13/16	222,828.32	13/16	223,060.16	13/16	223,292.01	13/16	223,523.85	13/16	223,755.70
7/8	222,603.72	7/8	222,835.57	7/8	223,067.41	7/8	223,299.25	7/8	223,531.10	7/8	223,762.94
15/16	222,610.97	15/16	222,842.81	15/16	223,074.66	15/16	223,306.50	15/16	223,538.34	15/16	223,770.19

This chart is Certified for Tank: 16 only. No changes are permissible without the written consent of GAUGE POINT CALIBRATION.

For calibration specification information, see certificate on page 1.

Tank No: 16
GAUGE POINT CALIBRATION
1-800-205-TANK

Red Hill, Pearl Harbor, Hawaii

Issue Date: 06/12/06

Capacities given in barrels of 42 U.S. gallons.

Gauge Height: 256'-07 1/2"

in/in	177 FT	in/in	177 FT	in/in	177 FT	in/in	177 FT	in/in	177 FT	in/in	178 FT
2	223,777.43	4	224,009.28	6	224,241.12	8	224,472.97	10	224,704.81	0	224,936.66
1/16	223,784.68	1/16	224,016.52	1/16	224,248.37	1/16	224,480.21	1/16	224,712.06	1/16	224,943.90
1/8	223,791.92	1/8	224,023.77	1/8	224,255.61	1/8	224,487.46	1/8	224,719.30	1/8	224,951.15
3/16	223,799.17	3/16	224,031.01	3/16	224,262.86	3/16	224,494.70	3/16	224,726.55	3/16	224,958.39
1/4	223,806.41	1/4	224,038.26	1/4	224,270.10	1/4	224,501.95	1/4	224,733.79	1/4	224,965.64
5/16	223,813.66	5/16	224,045.50	5/16	224,277.35	5/16	224,509.19	5/16	224,741.04	5/16	224,972.88
3/8	223,820.90	3/8	224,052.75	3/8	224,284.59	3/8	224,516.44	3/8	224,748.28	3/8	224,980.13
7/16	223,828.15	7/16	224,059.99	7/16	224,291.84	7/16	224,523.68	7/16	224,755.53	7/16	224,987.37
1/2	223,835.39	1/2	224,067.24	1/2	224,299.08	1/2	224,530.93	1/2	224,762.77	1/2	224,994.62
9/16	223,842.64	9/16	224,074.48	9/16	224,306.33	9/16	224,538.17	9/16	224,770.02	9/16	225,001.86
5/8	223,849.88	5/8	224,081.73	5/8	224,313.57	5/8	224,545.42	5/8	224,777.26	5/8	225,009.11
11/16	223,857.13	11/16	224,088.97	11/16	224,320.82	11/16	224,552.66	11/16	224,784.51	11/16	225,016.35
3/4	223,864.38	3/4	224,096.22	3/4	224,328.06	3/4	224,559.91	3/4	224,791.75	3/4	225,023.60
13/16	223,871.62	13/16	224,103.46	13/16	224,335.31	13/16	224,567.15	13/16	224,799.00	13/16	225,030.84
7/8	223,878.87	7/8	224,110.71	7/8	224,342.55	7/8	224,574.40	7/8	224,806.24	7/8	225,038.09
15/16	223,886.11	15/16	224,117.96	15/16	224,349.80	15/16	224,581.64	15/16	224,813.49	15/16	225,045.33
3	223,893.36	5	224,125.20	7	224,357.04	9	224,588.89	11	224,820.73	1	225,052.58
1/16	223,900.60	1/16	224,132.45	1/16	224,364.29	1/16	224,596.13	1/16	224,827.98	1/16	225,059.82
1/8	223,907.85	1/8	224,139.69	1/8	224,371.53	1/8	224,603.38	1/8	224,835.22	1/8	225,067.07
3/16	223,915.09	3/16	224,146.94	3/16	224,378.78	3/16	224,610.62	3/16	224,842.47	3/16	225,074.31
1/4	223,922.34	1/4	224,154.18	1/4	224,386.03	1/4	224,617.87	1/4	224,849.71	1/4	225,081.56
5/16	223,929.58	5/16	224,161.43	5/16	224,393.27	5/16	224,625.11	5/16	224,856.96	5/16	225,088.80
3/8	223,936.83	3/8	224,168.67	3/8	224,400.52	3/8	224,632.36	3/8	224,864.20	3/8	225,096.05
7/16	223,944.07	7/16	224,175.92	7/16	224,407.76	7/16	224,639.60	7/16	224,871.45	7/16	225,103.29
1/2	223,951.32	1/2	224,183.16	1/2	224,415.01	1/2	224,646.85	1/2	224,878.69	1/2	225,110.54
9/16	223,958.56	9/16	224,190.41	9/16	224,422.25	9/16	224,654.10	9/16	224,885.94	9/16	225,117.78
5/8	223,965.81	5/8	224,197.65	5/8	224,429.50	5/8	224,661.34	5/8	224,893.18	5/8	225,125.03
11/16	223,973.05	11/16	224,204.90	11/16	224,436.74	11/16	224,668.59	11/16	224,900.43	11/16	225,132.27
3/4	223,980.30	3/4	224,212.14	3/4	224,443.99	3/4	224,675.83	3/4	224,907.68	3/4	225,139.52
13/16	223,987.54	13/16	224,219.39	13/16	224,451.23	13/16	224,683.08	13/16	224,914.92	13/16	225,146.76
7/8	223,994.79	7/8	224,226.63	7/8	224,458.48	7/8	224,690.32	7/8	224,922.17	7/8	225,154.01
15/16	224,002.03	15/16	224,233.88	15/16	224,465.72	15/16	224,697.57	15/16	224,929.41	15/16	225,161.25

This chart is Certified for Tank: 16 only. No changes are permissible without the written consent of GAUGE POINT CALIBRATION.

For calibration specification information, see certificate on page 1.

Tank No: 16
GAUGE POINT CALIBRATION
1-800-205-TANK

Red Hill, Pearl Harbor, Hawaii

Issue Date: 06/12/06

Capacities given in barrels of 42 U.S. gallons.

Gauge Height: 256'-07 1/2"

in/in	178 FT	in/in	178 FT	in/in	178 FT	in/in	178 FT	in/in	178 FT	in/in	179 FT
2	225,168.50	4	225,400.34	6	225,632.19	8	225,864.03	10	226,095.88	0	226,327.72
1/16	225,175.75	1/16	225,407.59	1/16	225,639.43	1/16	225,871.28	1/16	226,103.12	1/16	226,334.97
1/8	225,182.99	1/8	225,414.83	1/8	225,646.68	1/8	225,878.52	1/8	226,110.37	1/8	226,342.21
3/16	225,190.24	3/16	225,422.08	3/16	225,653.92	3/16	225,885.77	3/16	226,117.61	3/16	226,349.46
1/4	225,197.48	1/4	225,429.32	1/4	225,661.17	1/4	225,893.01	1/4	226,124.86	1/4	226,356.70
5/16	225,204.73	5/16	225,436.57	5/16	225,668.41	5/16	225,900.26	5/16	226,132.10	5/16	226,363.95
3/8	225,211.97	3/8	225,443.82	3/8	225,675.66	3/8	225,907.50	3/8	226,139.35	3/8	226,371.19
7/16	225,219.22	7/16	225,451.06	7/16	225,682.90	7/16	225,914.75	7/16	226,146.59	7/16	226,378.44
1/2	225,226.46	1/2	225,458.31	1/2	225,690.15	1/2	225,921.99	1/2	226,153.84	1/2	226,385.68
9/16	225,233.71	9/16	225,465.55	9/16	225,697.40	9/16	225,929.24	9/16	226,161.08	9/16	226,392.93
5/8	225,240.95	5/8	225,472.80	5/8	225,704.64	5/8	225,936.48	5/8	226,168.33	5/8	226,400.17
11/16	225,248.20	11/16	225,480.04	11/16	225,711.89	11/16	225,943.73	11/16	226,175.57	11/16	226,407.42
3/4	225,255.44	3/4	225,487.29	3/4	225,719.13	3/4	225,950.97	3/4	226,182.82	3/4	226,414.66
13/16	225,262.69	13/16	225,494.53	13/16	225,726.38	13/16	225,958.22	13/16	226,190.06	13/16	226,421.91
7/8	225,269.93	7/8	225,501.78	7/8	225,733.62	7/8	225,965.47	7/8	226,197.31	7/8	226,429.15
15/16	225,277.18	15/16	225,509.02	15/16	225,740.87	15/16	225,972.71	15/16	226,204.55	15/16	226,436.40
3	225,284.42	5	225,516.27	7	225,748.11	9	225,979.96	11	226,211.80	1	226,443.64
1/16	225,291.67	1/16	225,523.51	1/16	225,755.36	1/16	225,987.20	1/16	226,219.04	1/16	226,450.89
1/8	225,298.91	1/8	225,530.76	1/8	225,762.60	1/8	225,994.45	1/8	226,226.29	1/8	226,458.13
3/16	225,306.16	3/16	225,538.00	3/16	225,769.85	3/16	226,001.69	3/16	226,233.54	3/16	226,465.38
1/4	225,313.40	1/4	225,545.25	1/4	225,777.09	1/4	226,008.94	1/4	226,240.78	1/4	226,472.62
5/16	225,320.65	5/16	225,552.49	5/16	225,784.34	5/16	226,016.18	5/16	226,248.03	5/16	226,479.87
3/8	225,327.89	3/8	225,559.74	3/8	225,791.58	3/8	226,023.43	3/8	226,255.27	3/8	226,487.12
7/16	225,335.14	7/16	225,566.98	7/16	225,798.83	7/16	226,030.67	7/16	226,262.52	7/16	226,494.36
1/2	225,342.38	1/2	225,574.23	1/2	225,806.07	1/2	226,037.92	1/2	226,269.76	1/2	226,501.61
9/16	225,349.63	9/16	225,581.47	9/16	225,813.32	9/16	226,045.16	9/16	226,277.01	9/16	226,508.85
5/8	225,356.87	5/8	225,588.72	5/8	225,820.56	5/8	226,052.41	5/8	226,284.25	5/8	226,516.10
11/16	225,364.12	11/16	225,595.96	11/16	225,827.81	11/16	226,059.65	11/16	226,291.50	11/16	226,523.34
3/4	225,371.36	3/4	225,603.21	3/4	225,835.05	3/4	226,066.90	3/4	226,298.74	3/4	226,530.59
13/16	225,378.61	13/16	225,610.45	13/16	225,842.30	13/16	226,074.14	13/16	226,305.99	13/16	226,537.83
7/8	225,385.85	7/8	225,617.70	7/8	225,849.54	7/8	226,081.39	7/8	226,313.23	7/8	226,545.08
15/16	225,393.10	15/16	225,624.94	15/16	225,856.79	15/16	226,088.63	15/16	226,320.48	15/16	226,552.32

This chart is Certified for Tank: 16 only. No changes are permissible without the written consent of GAUGE POINT CALIBRATION.

For calibration specification information, see certificate on page 1.

Tank No: 16
GAUGE POINT CALIBRATION
1-800-205-TANK

Red Hill, Pearl Harbor, Hawaii

Issue Date: 06/12/06

Capacities given in barrels of 42 U.S. gallons.

Gauge Height: 256'-07 1/2"

in/in	179 FT	in/in	179 FT	in/in	179 FT	in/in	179 FT	in/in	179 FT	in/in	180 FT
2	226,559.57	4	226,791.41	6	227,023.26	8	227,255.10	10	227,486.94	0	227,718.79
1/16	226,566.81	1/16	226,798.66	1/16	227,030.50	1/16	227,262.34	1/16	227,494.19	1/16	227,726.03
1/8	226,574.06	1/8	226,805.90	1/8	227,037.75	1/8	227,269.59	1/8	227,501.43	1/8	227,733.28
3/16	226,581.30	3/16	226,813.15	3/16	227,044.99	3/16	227,276.84	3/16	227,508.68	3/16	227,740.52
1/4	226,588.55	1/4	226,820.39	1/4	227,052.24	1/4	227,284.08	1/4	227,515.92	1/4	227,747.77
5/16	226,595.79	5/16	226,827.64	5/16	227,059.48	5/16	227,291.33	5/16	227,523.17	5/16	227,755.01
3/8	226,603.04	3/8	226,834.88	3/8	227,066.73	3/8	227,298.57	3/8	227,530.41	3/8	227,762.26
7/16	226,610.28	7/16	226,842.13	7/16	227,073.97	7/16	227,305.82	7/16	227,537.66	7/16	227,769.50
1/2	226,617.53	1/2	226,849.37	1/2	227,081.22	1/2	227,313.06	1/2	227,544.91	1/2	227,776.75
9/16	226,624.77	9/16	226,856.62	9/16	227,088.46	9/16	227,320.31	9/16	227,552.15	9/16	227,783.99
5/8	226,632.02	5/8	226,863.86	5/8	227,095.71	5/8	227,327.55	5/8	227,559.40	5/8	227,791.24
11/16	226,639.26	11/16	226,871.11	11/16	227,102.95	11/16	227,334.80	11/16	227,566.64	11/16	227,798.48
3/4	226,646.51	3/4	226,878.35	3/4	227,110.20	3/4	227,342.04	3/4	227,573.89	3/4	227,805.73
13/16	226,653.75	13/16	226,885.60	13/16	227,117.44	13/16	227,349.29	13/16	227,581.13	13/16	227,812.98
7/8	226,661.00	7/8	226,892.84	7/8	227,124.69	7/8	227,356.53	7/8	227,588.38	7/8	227,820.22
15/16	226,668.24	15/16	226,900.09	15/16	227,131.93	15/16	227,363.78	15/16	227,595.62	15/16	227,827.47
3	226,675.49	5	226,907.33	7	227,139.18	9	227,371.02	11	227,602.87	1	227,834.71
1/16	226,682.73	1/16	226,914.58	1/16	227,146.42	1/16	227,378.27	1/16	227,610.11	1/16	227,841.96
1/8	226,689.98	1/8	226,921.82	1/8	227,153.67	1/8	227,385.51	1/8	227,617.36	1/8	227,849.20
3/16	226,697.22	3/16	226,929.07	3/16	227,160.91	3/16	227,392.76	3/16	227,624.60	3/16	227,856.45
1/4	226,704.47	1/4	226,936.31	1/4	227,168.16	1/4	227,400.00	1/4	227,631.85	1/4	227,863.69
5/16	226,711.71	5/16	226,943.56	5/16	227,175.40	5/16	227,407.25	5/16	227,639.09	5/16	227,870.94
3/8	226,718.96	3/8	226,950.80	3/8	227,182.65	3/8	227,414.49	3/8	227,646.34	3/8	227,878.18
7/16	226,726.20	7/16	226,958.05	7/16	227,189.89	7/16	227,421.74	7/16	227,653.58	7/16	227,885.43
1/2	226,733.45	1/2	226,965.29	1/2	227,197.14	1/2	227,428.98	1/2	227,660.83	1/2	227,892.67
9/16	226,740.69	9/16	226,972.54	9/16	227,204.38	9/16	227,436.23	9/16	227,668.07	9/16	227,899.92
5/8	226,747.94	5/8	226,979.78	5/8	227,211.63	5/8	227,443.47	5/8	227,675.32	5/8	227,907.16
11/16	226,755.19	11/16	226,987.03	11/16	227,218.87	11/16	227,450.72	11/16	227,682.56	11/16	227,914.41
3/4	226,762.43	3/4	226,994.27	3/4	227,226.12	3/4	227,457.96	3/4	227,689.81	3/4	227,921.65
13/16	226,769.68	13/16	227,001.52	13/16	227,233.36	13/16	227,465.21	13/16	227,697.05	13/16	227,928.90
7/8	226,776.92	7/8	227,008.76	7/8	227,240.61	7/8	227,472.45	7/8	227,704.30	7/8	227,936.14
15/16	226,784.17	15/16	227,016.01	15/16	227,247.85	15/16	227,479.70	15/16	227,711.54	15/16	227,943.39

This chart is Certified for Tank: 16 only. No changes are permissible without the written consent of GAUGE POINT CALIBRATION.

For calibration specification information, see certificate on page 1.

Tank No: 16
GAUGE POINT CALIBRATION
1-800-205-TANK

Red Hill, Pearl Harbor, Hawaii

Issue Date: 06/12/06

Capacities given in barrels of 42 U.S. gallons.

Gauge Height: 256'-07 1/2"

in/in	180 FT	in/in	180 FT	in/in	180 FT	in/in	180 FT	in/in	180 FT	in/in	181 FT
2	227,950.63	4	228,182.48	6	228,414.32	8	228,646.17	10	228,878.01	0	229,109.85
1/16	227,957.88	1/16	228,189.72	1/16	228,421.57	1/16	228,653.41	1/16	228,885.26	1/16	229,117.10
1/8	227,965.12	1/8	228,196.97	1/8	228,428.81	1/8	228,660.66	1/8	228,892.50	1/8	229,124.35
3/16	227,972.37	3/16	228,204.21	3/16	228,436.06	3/16	228,667.90	3/16	228,899.75	3/16	229,131.59
1/4	227,979.61	1/4	228,211.46	1/4	228,443.30	1/4	228,675.15	1/4	228,906.99	1/4	229,138.84
5/16	227,986.86	5/16	228,218.70	5/16	228,450.55	5/16	228,682.39	5/16	228,914.24	5/16	229,146.08
3/8	227,994.10	3/8	228,225.95	3/8	228,457.79	3/8	228,689.64	3/8	228,921.48	3/8	229,153.33
7/16	228,001.35	7/16	228,233.19	7/16	228,465.04	7/16	228,696.88	7/16	228,928.73	7/16	229,160.57
1/2	228,008.59	1/2	228,240.44	1/2	228,472.28	1/2	228,704.13	1/2	228,935.97	1/2	229,167.82
9/16	228,015.84	9/16	228,247.68	9/16	228,479.53	9/16	228,711.37	9/16	228,943.22	9/16	229,175.06
5/8	228,023.08	5/8	228,254.93	5/8	228,486.77	5/8	228,718.62	5/8	228,950.46	5/8	229,182.31
11/16	228,030.33	11/16	228,262.17	11/16	228,494.02	11/16	228,725.86	11/16	228,957.71	11/16	229,189.55
3/4	228,037.57	3/4	228,269.42	3/4	228,501.26	3/4	228,733.11	3/4	228,964.95	3/4	229,196.80
13/16	228,044.82	13/16	228,276.66	13/16	228,508.51	13/16	228,740.35	13/16	228,972.20	13/16	229,204.04
7/8	228,052.06	7/8	228,283.91	7/8	228,515.75	7/8	228,747.60	7/8	228,979.44	7/8	229,211.29
15/16	228,059.31	15/16	228,291.15	15/16	228,523.00	15/16	228,754.84	15/16	228,986.69	15/16	229,218.53
3	228,066.55	5	228,298.40	7	228,530.24	9	228,762.09	11	228,993.93	1	229,225.78
1/16	228,073.80	1/16	228,305.64	1/16	228,537.49	1/16	228,769.33	1/16	229,001.18	1/16	229,233.02
1/8	228,081.05	1/8	228,312.89	1/8	228,544.73	1/8	228,776.58	1/8	229,008.42	1/8	229,240.27
3/16	228,088.29	3/16	228,320.13	3/16	228,551.98	3/16	228,783.82	3/16	229,015.67	3/16	229,247.51
1/4	228,095.54	1/4	228,327.38	1/4	228,559.22	1/4	228,791.07	1/4	229,022.91	1/4	229,254.76
5/16	228,102.78	5/16	228,334.63	5/16	228,566.47	5/16	228,798.31	5/16	229,030.16	5/16	229,262.00
3/8	228,110.03	3/8	228,341.87	3/8	228,573.71	3/8	228,805.56	3/8	229,037.40	3/8	229,269.25
7/16	228,117.27	7/16	228,349.12	7/16	228,580.96	7/16	228,812.80	7/16	229,044.65	7/16	229,276.49
1/2	228,124.52	1/2	228,356.36	1/2	228,588.20	1/2	228,820.05	1/2	229,051.89	1/2	229,283.74
9/16	228,131.76	9/16	228,363.61	9/16	228,595.45	9/16	228,827.29	9/16	229,059.14	9/16	229,290.98
5/8	228,139.01	5/8	228,370.85	5/8	228,602.70	5/8	228,834.54	5/8	229,066.38	5/8	229,298.23
11/16	228,146.25	11/16	228,378.10	11/16	228,609.94	11/16	228,841.78	11/16	229,073.63	11/16	229,305.47
3/4	228,153.50	3/4	228,385.34	3/4	228,617.19	3/4	228,849.03	3/4	229,080.87	3/4	229,312.72
13/16	228,160.74	13/16	228,392.59	13/16	228,624.43	13/16	228,856.27	13/16	229,088.12	13/16	229,319.96
7/8	228,167.99	7/8	228,399.83	7/8	228,631.68	7/8	228,863.52	7/8	229,095.36	7/8	229,327.21
15/16	228,175.23	15/16	228,407.08	15/16	228,638.92	15/16	228,870.77	15/16	229,102.61	15/16	229,334.45

This chart is Certified for Tank: 16 only. No changes are permissible without the written consent of GAUGE POINT CALIBRATION.

For calibration specification information, see certificate on page 1.

Tank No: 16
GAUGE POINT CALIBRATION
1-800-205-TANK

Red Hill, Pearl Harbor, Hawaii

Issue Date: 06/12/06

Capacities given in barrels of 42 U.S. gallons.

Gauge Height: 256'-07 1/2"

in/in	181 FT	in/in	181 FT	in/in	181 FT	in/in	181 FT	in/in	181 FT	in/in	182 FT
2	229,341.70	4	229,573.54	6	229,805.39	8	230,037.23	10	230,269.08	0	230,500.92
1/16	229,348.94	1/16	229,580.79	1/16	229,812.63	1/16	230,044.48	1/16	230,276.32	1/16	230,508.17
1/8	229,356.19	1/8	229,588.03	1/8	229,819.88	1/8	230,051.72	1/8	230,283.57	1/8	230,515.41
3/16	229,363.43	3/16	229,595.28	3/16	229,827.12	3/16	230,058.97	3/16	230,290.81	3/16	230,522.66
1/4	229,370.68	1/4	229,602.52	1/4	229,834.37	1/4	230,066.21	1/4	230,298.06	1/4	230,529.90
5/16	229,377.92	5/16	229,609.77	5/16	229,841.61	5/16	230,073.46	5/16	230,305.30	5/16	230,537.15
3/8	229,385.17	3/8	229,617.01	3/8	229,848.86	3/8	230,080.70	3/8	230,312.55	3/8	230,544.39
7/16	229,392.42	7/16	229,624.26	7/16	229,856.10	7/16	230,087.95	7/16	230,319.79	7/16	230,551.64
1/2	229,399.66	1/2	229,631.50	1/2	229,863.35	1/2	230,095.19	1/2	230,327.04	1/2	230,558.88
9/16	229,406.91	9/16	229,638.75	9/16	229,870.59	9/16	230,102.44	9/16	230,334.28	9/16	230,566.13
5/8	229,414.15	5/8	229,645.99	5/8	229,877.84	5/8	230,109.68	5/8	230,341.53	5/8	230,573.37
11/16	229,421.40	11/16	229,653.24	11/16	229,885.08	11/16	230,116.93	11/16	230,348.77	11/16	230,580.62
3/4	229,428.64	3/4	229,660.49	3/4	229,892.33	3/4	230,124.17	3/4	230,356.02	3/4	230,587.86
13/16	229,435.89	13/16	229,667.73	13/16	229,899.57	13/16	230,131.42	13/16	230,363.26	13/16	230,595.11
7/8	229,443.13	7/8	229,674.98	7/8	229,906.82	7/8	230,138.66	7/8	230,370.51	7/8	230,602.35
15/16	229,450.38	15/16	229,682.22	15/16	229,914.07	15/16	230,145.91	15/16	230,377.75	15/16	230,609.60
3	229,457.62	5	229,689.47	7	229,921.31	9	230,153.15	11	230,385.00	1	230,616.84
1/16	229,464.87	1/16	229,696.71	1/16	229,928.56	1/16	230,160.40	1/16	230,392.24	1/16	230,624.09
1/8	229,472.11	1/8	229,703.96	1/8	229,935.80	1/8	230,167.64	1/8	230,399.49	1/8	230,631.33
3/16	229,479.36	3/16	229,711.20	3/16	229,943.05	3/16	230,174.89	3/16	230,406.73	3/16	230,638.58
1/4	229,486.60	1/4	229,718.45	1/4	229,950.29	1/4	230,182.14	1/4	230,413.98	1/4	230,645.82
5/16	229,493.85	5/16	229,725.69	5/16	229,957.54	5/16	230,189.38	5/16	230,421.22	5/16	230,653.07
3/8	229,501.09	3/8	229,732.94	3/8	229,964.78	3/8	230,196.63	3/8	230,428.47	3/8	230,660.31
7/16	229,508.34	7/16	229,740.18	7/16	229,972.03	7/16	230,203.87	7/16	230,435.71	7/16	230,667.56
1/2	229,515.58	1/2	229,747.43	1/2	229,979.27	1/2	230,211.12	1/2	230,442.96	1/2	230,674.80
9/16	229,522.83	9/16	229,754.67	9/16	229,986.52	9/16	230,218.36	9/16	230,450.21	9/16	230,682.05
5/8	229,530.07	5/8	229,761.92	5/8	229,993.76	5/8	230,225.61	5/8	230,457.45	5/8	230,689.29
11/16	229,537.32	11/16	229,769.16	11/16	230,001.01	11/16	230,232.85	11/16	230,464.70	11/16	230,696.54
3/4	229,544.56	3/4	229,776.41	3/4	230,008.25	3/4	230,240.10	3/4	230,471.94	3/4	230,703.79
13/16	229,551.81	13/16	229,783.65	13/16	230,015.50	13/16	230,247.34	13/16	230,479.19	13/16	230,711.03
7/8	229,559.05	7/8	229,790.90	7/8	230,022.74	7/8	230,254.59	7/8	230,486.43	7/8	230,718.28
15/16	229,566.30	15/16	229,798.14	15/16	230,029.99	15/16	230,261.83	15/16	230,493.68	15/16	230,725.52

This chart is Certified for Tank: 16 only. No changes are permissible without the written consent of GAUGE POINT CALIBRATION.

For calibration specification information, see certificate on page 1.

Tank No: 16
GAUGE POINT CALIBRATION
1-800-205-TANK

Red Hill, Pearl Harbor, Hawaii

Issue Date: 06/12/06

Capacities given in barrels of 42 U.S. gallons.

Gauge Height: 256'-07 1/2"

in/in	182 FT	in/in	182 FT	in/in	182 FT	in/in	182 FT	in/in	182 FT	in/in	183 FT
2	230,732.77	4	230,964.61	6	231,196.45	8	231,428.30	10	231,660.14	0	231,891.99
1/16	230,740.01	1/16	230,971.86	1/16	231,203.70	1/16	231,435.54	1/16	231,667.39	1/16	231,899.23
1/8	230,747.26	1/8	230,979.10	1/8	231,210.94	1/8	231,442.79	1/8	231,674.63	1/8	231,906.48
3/16	230,754.50	3/16	230,986.35	3/16	231,218.19	3/16	231,450.03	3/16	231,681.88	3/16	231,913.72
1/4	230,761.75	1/4	230,993.59	1/4	231,225.43	1/4	231,457.28	1/4	231,689.12	1/4	231,920.97
5/16	230,768.99	5/16	231,000.84	5/16	231,232.68	5/16	231,464.52	5/16	231,696.37	5/16	231,928.21
3/8	230,776.24	3/8	231,008.08	3/8	231,239.93	3/8	231,471.77	3/8	231,703.61	3/8	231,935.46
7/16	230,783.48	7/16	231,015.33	7/16	231,247.17	7/16	231,479.01	7/16	231,710.86	7/16	231,942.70
1/2	230,790.73	1/2	231,022.57	1/2	231,254.42	1/2	231,486.26	1/2	231,718.10	1/2	231,949.95
9/16	230,797.97	9/16	231,029.82	9/16	231,261.66	9/16	231,493.51	9/16	231,725.35	9/16	231,957.19
5/8	230,805.22	5/8	231,037.06	5/8	231,268.91	5/8	231,500.75	5/8	231,732.59	5/8	231,964.44
11/16	230,812.46	11/16	231,044.31	11/16	231,276.15	11/16	231,508.00	11/16	231,739.84	11/16	231,971.68
3/4	230,819.71	3/4	231,051.55	3/4	231,283.40	3/4	231,515.24	3/4	231,747.08	3/4	231,978.93
13/16	230,826.95	13/16	231,058.80	13/16	231,290.64	13/16	231,522.49	13/16	231,754.33	13/16	231,986.17
7/8	230,834.20	7/8	231,066.04	7/8	231,297.89	7/8	231,529.73	7/8	231,761.58	7/8	231,993.42
15/16	230,841.44	15/16	231,073.29	15/16	231,305.13	15/16	231,536.98	15/16	231,768.82	15/16	232,000.66
3	230,848.69	5	231,080.53	7	231,312.38	9	231,544.22	11	231,776.07	1	232,007.91
1/16	230,855.93	1/16	231,087.78	1/16	231,319.62	1/16	231,551.47	1/16	231,783.31	1/16	232,015.15
1/8	230,863.18	1/8	231,095.02	1/8	231,326.87	1/8	231,558.71	1/8	231,790.56	1/8	232,022.40
3/16	230,870.42	3/16	231,102.27	3/16	231,334.11	3/16	231,565.96	3/16	231,797.80	3/16	232,029.65
1/4	230,877.67	1/4	231,109.51	1/4	231,341.36	1/4	231,573.20	1/4	231,805.05	1/4	232,036.89
5/16	230,884.91	5/16	231,116.76	5/16	231,348.60	5/16	231,580.45	5/16	231,812.29	5/16	232,044.14
3/8	230,892.16	3/8	231,124.00	3/8	231,355.85	3/8	231,587.69	3/8	231,819.54	3/8	232,051.38
7/16	230,899.40	7/16	231,131.25	7/16	231,363.09	7/16	231,594.94	7/16	231,826.78	7/16	232,058.63
1/2	230,906.65	1/2	231,138.49	1/2	231,370.34	1/2	231,602.18	1/2	231,834.03	1/2	232,065.87
9/16	230,913.89	9/16	231,145.74	9/16	231,377.58	9/16	231,609.43	9/16	231,841.27	9/16	232,073.12
5/8	230,921.14	5/8	231,152.98	5/8	231,384.83	5/8	231,616.67	5/8	231,848.52	5/8	232,080.36
11/16	230,928.38	11/16	231,160.23	11/16	231,392.07	11/16	231,623.92	11/16	231,855.76	11/16	232,087.61
3/4	230,935.63	3/4	231,167.47	3/4	231,399.32	3/4	231,631.16	3/4	231,863.01	3/4	232,094.85
13/16	230,942.87	13/16	231,174.72	13/16	231,406.56	13/16	231,638.41	13/16	231,870.25	13/16	232,102.10
7/8	230,950.12	7/8	231,181.96	7/8	231,413.81	7/8	231,645.65	7/8	231,877.50	7/8	232,109.34
15/16	230,957.36	15/16	231,189.21	15/16	231,421.05	15/16	231,652.90	15/16	231,884.74	15/16	232,116.59

This chart is Certified for Tank: 16 only. No changes are permissible without the written consent of GAUGE POINT CALIBRATION.

For calibration specification information, see certificate on page 1.

Tank No: 16
GAUGE POINT CALIBRATION
1-800-205-TANK

Red Hill, Pearl Harbor, Hawaii

Issue Date: 06/12/06

Capacities given in barrels of 42 U.S. gallons.

Gauge Height: 256'-07 1/2"

in/in	183 FT	in/in	183 FT	in/in	183 FT	in/in	183 FT	in/in	183 FT	in/in	184 FT
2	232,123.83	4	232,355.68	6	232,587.52	8	232,819.37	10	233,051.21	0	233,283.05
1/16	232,131.08	1/16	232,362.92	1/16	232,594.77	1/16	232,826.61	1/16	233,058.45	1/16	233,290.30
1/8	232,138.32	1/8	232,370.17	1/8	232,602.01	1/8	232,833.86	1/8	233,065.70	1/8	233,297.54
3/16	232,145.57	3/16	232,377.41	3/16	232,609.26	3/16	232,841.10	3/16	233,072.95	3/16	233,304.79
1/4	232,152.81	1/4	232,384.66	1/4	232,616.50	1/4	232,848.35	1/4	233,080.19	1/4	233,312.03
5/16	232,160.06	5/16	232,391.90	5/16	232,623.75	5/16	232,855.59	5/16	233,087.44	5/16	233,319.28
3/8	232,167.30	3/8	232,399.15	3/8	232,630.99	3/8	232,862.84	3/8	233,094.68	3/8	233,326.52
7/16	232,174.55	7/16	232,406.39	7/16	232,638.24	7/16	232,870.08	7/16	233,101.93	7/16	233,333.77
1/2	232,181.79	1/2	232,413.64	1/2	232,645.48	1/2	232,877.33	1/2	233,109.17	1/2	233,341.02
9/16	232,189.04	9/16	232,420.88	9/16	232,652.73	9/16	232,884.57	9/16	233,116.42	9/16	233,348.26
5/8	232,196.28	5/8	232,428.13	5/8	232,659.97	5/8	232,891.82	5/8	233,123.66	5/8	233,355.51
11/16	232,203.53	11/16	232,435.37	11/16	232,667.22	11/16	232,899.06	11/16	233,130.91	11/16	233,362.75
3/4	232,210.77	3/4	232,442.62	3/4	232,674.46	3/4	232,906.31	3/4	233,138.15	3/4	233,370.00
13/16	232,218.02	13/16	232,449.86	13/16	232,681.71	13/16	232,913.55	13/16	233,145.40	13/16	233,377.24
7/8	232,225.26	7/8	232,457.11	7/8	232,688.95	7/8	232,920.80	7/8	233,152.64	7/8	233,384.49
15/16	232,232.51	15/16	232,464.35	15/16	232,696.20	15/16	232,928.04	15/16	233,159.89	15/16	233,391.73
3	232,239.75	5	232,471.60	7	232,703.44	9	232,935.29	11	233,167.13	1	233,398.98
1/16	232,247.00	1/16	232,478.84	1/16	232,710.69	1/16	232,942.53	1/16	233,174.38	1/16	233,406.22
1/8	232,254.24	1/8	232,486.09	1/8	232,717.93	1/8	232,949.78	1/8	233,181.62	1/8	233,413.47
3/16	232,261.49	3/16	232,493.33	3/16	232,725.18	3/16	232,957.02	3/16	233,188.87	3/16	233,420.71
1/4	232,268.73	1/4	232,500.58	1/4	232,732.42	1/4	232,964.27	1/4	233,196.11	1/4	233,427.96
5/16	232,275.98	5/16	232,507.82	5/16	232,739.67	5/16	232,971.51	5/16	233,203.36	5/16	233,435.20
3/8	232,283.23	3/8	232,515.07	3/8	232,746.91	3/8	232,978.76	3/8	233,210.60	3/8	233,442.45
7/16	232,290.47	7/16	232,522.31	7/16	232,754.16	7/16	232,986.00	7/16	233,217.85	7/16	233,449.69
1/2	232,297.72	1/2	232,529.56	1/2	232,761.40	1/2	232,993.25	1/2	233,225.09	1/2	233,456.94
9/16	232,304.96	9/16	232,536.80	9/16	232,768.65	9/16	233,000.49	9/16	233,232.34	9/16	233,464.18
5/8	232,312.21	5/8	232,544.05	5/8	232,775.89	5/8	233,007.74	5/8	233,239.58	5/8	233,471.43
11/16	232,319.45	11/16	232,551.30	11/16	232,783.14	11/16	233,014.98	11/16	233,246.83	11/16	233,478.67
3/4	232,326.70	3/4	232,558.54	3/4	232,790.38	3/4	233,022.23	3/4	233,254.07	3/4	233,485.92
13/16	232,333.94	13/16	232,565.79	13/16	232,797.63	13/16	233,029.47	13/16	233,261.32	13/16	233,493.16
7/8	232,341.19	7/8	232,573.03	7/8	232,804.87	7/8	233,036.72	7/8	233,268.56	7/8	233,500.41
15/16	232,348.43	15/16	232,580.28	15/16	232,812.12	15/16	233,043.96	15/16	233,275.81	15/16	233,507.65

This chart is Certified for Tank: 16 only. No changes are permissible without the written consent of GAUGE POINT CALIBRATION.

For calibration specification information, see certificate on page 1.

Tank No: 16
GAUGE POINT CALIBRATION
1-800-205-TANK

Red Hill, Pearl Harbor, Hawaii

Issue Date: 06/12/06

Capacities given in barrels of 42 U.S. gallons.

Gauge Height: 256'-07 1/2"

in/in	184 FT	in/in	184 FT	in/in	184 FT	in/in	184 FT	in/in	184 FT	in/in	185 FT
2	233,514.90	4	233,746.74	6	233,978.59	8	234,210.43	10	234,442.28	0	234,674.12
1/16	233,522.14	1/16	233,753.99	1/16	233,985.83	1/16	234,217.68	1/16	234,449.52	1/16	234,681.37
1/8	233,529.39	1/8	233,761.23	1/8	233,993.08	1/8	234,224.92	1/8	234,456.77	1/8	234,688.61
3/16	233,536.63	3/16	233,768.48	3/16	234,000.32	3/16	234,232.17	3/16	234,464.01	3/16	234,695.86
1/4	233,543.88	1/4	233,775.72	1/4	234,007.57	1/4	234,239.41	1/4	234,471.26	1/4	234,703.10
5/16	233,551.12	5/16	233,782.97	5/16	234,014.81	5/16	234,246.66	5/16	234,478.50	5/16	234,710.35
3/8	233,558.37	3/8	233,790.21	3/8	234,022.06	3/8	234,253.90	3/8	234,485.75	3/8	234,717.59
7/16	233,565.61	7/16	233,797.46	7/16	234,029.30	7/16	234,261.15	7/16	234,492.99	7/16	234,724.84
1/2	233,572.86	1/2	233,804.70	1/2	234,036.55	1/2	234,268.39	1/2	234,500.24	1/2	234,732.08
9/16	233,580.10	9/16	233,811.95	9/16	234,043.79	9/16	234,275.64	9/16	234,507.48	9/16	234,739.33
5/8	233,587.35	5/8	233,819.19	5/8	234,051.04	5/8	234,282.88	5/8	234,514.73	5/8	234,746.57
11/16	233,594.59	11/16	233,826.44	11/16	234,058.28	11/16	234,290.13	11/16	234,521.97	11/16	234,753.82
3/4	233,601.84	3/4	233,833.68	3/4	234,065.53	3/4	234,297.37	3/4	234,529.22	3/4	234,761.06
13/16	233,609.09	13/16	233,840.93	13/16	234,072.77	13/16	234,304.62	13/16	234,536.46	13/16	234,768.31
7/8	233,616.33	7/8	233,848.17	7/8	234,080.02	7/8	234,311.86	7/8	234,543.71	7/8	234,775.55
15/16	233,623.58	15/16	233,855.42	15/16	234,087.26	15/16	234,319.11	15/16	234,550.95	15/16	234,782.80
3	233,630.82	5	233,862.66	7	234,094.51	9	234,326.35	11	234,558.20	1	234,790.04
1/16	233,638.07	1/16	233,869.91	1/16	234,101.75	1/16	234,333.60	1/16	234,565.44	1/16	234,797.29
1/8	233,645.31	1/8	233,877.16	1/8	234,109.00	1/8	234,340.84	1/8	234,572.69	1/8	234,804.53
3/16	233,652.56	3/16	233,884.40	3/16	234,116.24	3/16	234,348.09	3/16	234,579.93	3/16	234,811.78
1/4	233,659.80	1/4	233,891.65	1/4	234,123.49	1/4	234,355.33	1/4	234,587.18	1/4	234,819.02
5/16	233,667.05	5/16	233,898.89	5/16	234,130.74	5/16	234,362.58	5/16	234,594.42	5/16	234,826.27
3/8	233,674.29	3/8	233,906.14	3/8	234,137.98	3/8	234,369.82	3/8	234,601.67	3/8	234,833.51
7/16	233,681.54	7/16	233,913.38	7/16	234,145.23	7/16	234,377.07	7/16	234,608.91	7/16	234,840.76
1/2	233,688.78	1/2	233,920.63	1/2	234,152.47	1/2	234,384.31	1/2	234,616.16	1/2	234,848.00
9/16	233,696.03	9/16	233,927.87	9/16	234,159.72	9/16	234,391.56	9/16	234,623.40	9/16	234,855.25
5/8	233,703.27	5/8	233,935.12	5/8	234,166.96	5/8	234,398.81	5/8	234,630.65	5/8	234,862.49
11/16	233,710.52	11/16	233,942.36	11/16	234,174.21	11/16	234,406.05	11/16	234,637.89	11/16	234,869.74
3/4	233,717.76	3/4	233,949.61	3/4	234,181.45	3/4	234,413.30	3/4	234,645.14	3/4	234,876.98
13/16	233,725.01	13/16	233,956.85	13/16	234,188.70	13/16	234,420.54	13/16	234,652.38	13/16	234,884.23
7/8	233,732.25	7/8	233,964.10	7/8	234,195.94	7/8	234,427.79	7/8	234,659.63	7/8	234,891.47
15/16	233,739.50	15/16	233,971.34	15/16	234,203.19	15/16	234,435.03	15/16	234,666.88	15/16	234,898.72

This chart is Certified for Tank: 16 only. No changes are permissible without the written consent of GAUGE POINT CALIBRATION.

For calibration specification information, see certificate on page 1.

Tank No: 16
GAUGE POINT CALIBRATION
1-800-205-TANK

Red Hill, Pearl Harbor, Hawaii

Issue Date: 06/12/06

Capacities given in barrels of 42 U.S. gallons.

Gauge Height: 256'-07 1/2"

in/in	185 FT	in/in	185 FT	in/in	185 FT	in/in	185 FT	in/in	185 FT	in/in	186 FT
2	234,905.96	4	235,137.81	6	235,369.65	8	235,601.50	10	235,833.34	0	236,065.19
1/16	234,913.21	1/16	235,145.05	1/16	235,376.90	1/16	235,608.74	1/16	235,840.59	1/16	236,072.43
1/8	234,920.46	1/8	235,152.30	1/8	235,384.14	1/8	235,615.99	1/8	235,847.83	1/8	236,079.68
3/16	234,927.70	3/16	235,159.54	3/16	235,391.39	3/16	235,623.23	3/16	235,855.08	3/16	236,086.92
1/4	234,934.95	1/4	235,166.79	1/4	235,398.63	1/4	235,630.48	1/4	235,862.32	1/4	236,094.17
5/16	234,942.19	5/16	235,174.03	5/16	235,405.88	5/16	235,637.72	5/16	235,869.57	5/16	236,101.41
3/8	234,949.44	3/8	235,181.28	3/8	235,413.12	3/8	235,644.97	3/8	235,876.81	3/8	236,108.66
7/16	234,956.68	7/16	235,188.53	7/16	235,420.37	7/16	235,652.21	7/16	235,884.06	7/16	236,115.90
1/2	234,963.93	1/2	235,195.77	1/2	235,427.61	1/2	235,659.46	1/2	235,891.30	1/2	236,123.15
9/16	234,971.17	9/16	235,203.02	9/16	235,434.86	9/16	235,666.70	9/16	235,898.55	9/16	236,130.39
5/8	234,978.42	5/8	235,210.26	5/8	235,442.10	5/8	235,673.95	5/8	235,905.79	5/8	236,137.64
11/16	234,985.66	11/16	235,217.51	11/16	235,449.35	11/16	235,681.19	11/16	235,913.04	11/16	236,144.88
3/4	234,992.91	3/4	235,224.75	3/4	235,456.60	3/4	235,688.44	3/4	235,920.28	3/4	236,152.13
13/16	235,000.15	13/16	235,232.00	13/16	235,463.84	13/16	235,695.68	13/16	235,927.53	13/16	236,159.37
7/8	235,007.40	7/8	235,239.24	7/8	235,471.09	7/8	235,702.93	7/8	235,934.77	7/8	236,166.62
15/16	235,014.64	15/16	235,246.49	15/16	235,478.33	15/16	235,710.18	15/16	235,942.02	15/16	236,173.86
3	235,021.89	5	235,253.73	7	235,485.58	9	235,717.42	11	235,949.26	1	236,181.11
1/16	235,029.13	1/16	235,260.98	1/16	235,492.82	1/16	235,724.67	1/16	235,956.51	1/16	236,188.35
1/8	235,036.38	1/8	235,268.22	1/8	235,500.07	1/8	235,731.91	1/8	235,963.75	1/8	236,195.60
3/16	235,043.62	3/16	235,275.47	3/16	235,507.31	3/16	235,739.16	3/16	235,971.00	3/16	236,202.84
1/4	235,050.87	1/4	235,282.71	1/4	235,514.56	1/4	235,746.40	1/4	235,978.25	1/4	236,210.09
5/16	235,058.11	5/16	235,289.96	5/16	235,521.80	5/16	235,753.65	5/16	235,985.49	5/16	236,217.33
3/8	235,065.36	3/8	235,297.20	3/8	235,529.05	3/8	235,760.89	3/8	235,992.74	3/8	236,224.58
7/16	235,072.60	7/16	235,304.45	7/16	235,536.29	7/16	235,768.14	7/16	235,999.98	7/16	236,231.82
1/2	235,079.85	1/2	235,311.69	1/2	235,543.54	1/2	235,775.38	1/2	236,007.23	1/2	236,239.07
9/16	235,087.09	9/16	235,318.94	9/16	235,550.78	9/16	235,782.63	9/16	236,014.47	9/16	236,246.32
5/8	235,094.34	5/8	235,326.18	5/8	235,558.03	5/8	235,789.87	5/8	236,021.72	5/8	236,253.56
11/16	235,101.58	11/16	235,333.43	11/16	235,565.27	11/16	235,797.12	11/16	236,028.96	11/16	236,260.81
3/4	235,108.83	3/4	235,340.67	3/4	235,572.52	3/4	235,804.36	3/4	236,036.21	3/4	236,268.05
13/16	235,116.07	13/16	235,347.92	13/16	235,579.76	13/16	235,811.61	13/16	236,043.45	13/16	236,275.30
7/8	235,123.32	7/8	235,355.16	7/8	235,587.01	7/8	235,818.85	7/8	236,050.70	7/8	236,282.54
15/16	235,130.56	15/16	235,362.41	15/16	235,594.25	15/16	235,826.10	15/16	236,057.94	15/16	236,289.79

This chart is Certified for Tank: 16 only. No changes are permissible without the written consent of GAUGE POINT CALIBRATION.

For calibration specification information, see certificate on page 1.

Tank No: 16
GAUGE POINT CALIBRATION
1-800-205-TANK

Red Hill, Pearl Harbor, Hawaii

Issue Date: 06/12/06

Capacities given in barrels of 42 U.S. gallons.

Gauge Height: 256'-07 1/2"

in/in	186 FT	in/in	186 FT	in/in	186 FT	in/in	186 FT	in/in	186 FT	in/in	187 FT
2	236,297.03	4	236,529.79	6	236,762.55	8	236,995.31	10	237,228.07	0	237,460.83
1/16	236,304.30	1/16	236,537.06	1/16	236,769.82	1/16	237,002.58	1/16	237,235.34	1/16	237,468.10
1/8	236,311.58	1/8	236,544.34	1/8	236,777.10	1/8	237,009.86	1/8	237,242.61	1/8	237,475.37
3/16	236,318.85	3/16	236,551.61	3/16	236,784.37	3/16	237,017.13	3/16	237,249.89	3/16	237,482.65
1/4	236,326.13	1/4	236,558.89	1/4	236,791.64	1/4	237,024.40	1/4	237,257.16	1/4	237,489.92
5/16	236,333.40	5/16	236,566.16	5/16	236,798.92	5/16	237,031.68	5/16	237,264.44	5/16	237,497.19
3/8	236,340.67	3/8	236,573.43	3/8	236,806.19	3/8	237,038.95	3/8	237,271.71	3/8	237,504.47
7/16	236,347.95	7/16	236,580.71	7/16	236,813.47	7/16	237,046.22	7/16	237,278.98	7/16	237,511.74
1/2	236,355.22	1/2	236,587.98	1/2	236,820.74	1/2	237,053.50	1/2	237,286.26	1/2	237,519.02
9/16	236,362.49	9/16	236,595.25	9/16	236,828.01	9/16	237,060.77	9/16	237,293.53	9/16	237,526.29
5/8	236,369.77	5/8	236,602.53	5/8	236,835.29	5/8	237,068.05	5/8	237,300.80	5/8	237,533.56
11/16	236,377.04	11/16	236,609.80	11/16	236,842.56	11/16	237,075.32	11/16	237,308.08	11/16	237,540.84
3/4	236,384.32	3/4	236,617.07	3/4	236,849.83	3/4	237,082.59	3/4	237,315.35	3/4	237,548.11
13/16	236,391.59	13/16	236,624.35	13/16	236,857.11	13/16	237,089.87	13/16	237,322.63	13/16	237,555.38
7/8	236,398.86	7/8	236,631.62	7/8	236,864.38	7/8	237,097.14	7/8	237,329.90	7/8	237,562.66
15/16	236,406.14	15/16	236,638.90	15/16	236,871.65	15/16	237,104.41	15/16	237,337.17	15/16	237,569.93
3	236,413.41	5	236,646.17	7	236,878.93	9	237,111.69	11	237,344.45	1	237,577.21
1/16	236,420.68	1/16	236,653.44	1/16	236,886.20	1/16	237,118.96	1/16	237,351.72	1/16	237,584.48
1/8	236,427.96	1/8	236,660.72	1/8	236,893.48	1/8	237,126.23	1/8	237,358.99	1/8	237,591.75
3/16	236,435.23	3/16	236,667.99	3/16	236,900.75	3/16	237,133.51	3/16	237,366.27	3/16	237,599.03
1/4	236,442.51	1/4	236,675.26	1/4	236,908.02	1/4	237,140.78	1/4	237,373.54	1/4	237,606.30
5/16	236,449.78	5/16	236,682.54	5/16	236,915.30	5/16	237,148.06	5/16	237,380.82	5/16	237,613.57
3/8	236,457.05	3/8	236,689.81	3/8	236,922.57	3/8	237,155.33	3/8	237,388.09	3/8	237,620.85
7/16	236,464.33	7/16	236,697.09	7/16	236,929.84	7/16	237,162.60	7/16	237,395.36	7/16	237,628.12
1/2	236,471.60	1/2	236,704.36	1/2	236,937.12	1/2	237,169.88	1/2	237,402.64	1/2	237,635.40
9/16	236,478.87	9/16	236,711.63	9/16	236,944.39	9/16	237,177.15	9/16	237,409.91	9/16	237,642.67
5/8	236,486.15	5/8	236,718.91	5/8	236,951.67	5/8	237,184.42	5/8	237,417.18	5/8	237,649.94
11/16	236,493.42	11/16	236,726.18	11/16	236,958.94	11/16	237,191.70	11/16	237,424.46	11/16	237,657.22
3/4	236,500.70	3/4	236,733.45	3/4	236,966.21	3/4	237,198.97	3/4	237,431.73	3/4	237,664.49
13/16	236,507.97	13/16	236,740.73	13/16	236,973.49	13/16	237,206.25	13/16	237,439.00	13/16	237,671.76
7/8	236,515.24	7/8	236,748.00	7/8	236,980.76	7/8	237,213.52	7/8	237,446.28	7/8	237,679.04
15/16	236,522.52	15/16	236,755.28	15/16	236,988.03	15/16	237,220.79	15/16	237,453.55	15/16	237,686.31

This chart is Certified for Tank: 16 only. No changes are permissible without the written consent of GAUGE POINT CALIBRATION.

For calibration specification information, see certificate on page 1.

Tank No: 16
GAUGE POINT CALIBRATION
1-800-205-TANK

Red Hill, Pearl Harbor, Hawaii

Issue Date: 06/12/06

Capacities given in barrels of 42 U.S. gallons.

Gauge Height: 256'-07 1/2"

in/in	187 FT	in/in	187 FT	in/in	187 FT	in/in	187 FT	in/in	187 FT	in/in	188 FT
2	237,693.58	4	237,926.34	6	238,159.10	8	238,391.86	10	238,624.62	0	238,857.38
1/16	237,700.86	1/16	237,933.62	1/16	238,166.38	1/16	238,399.14	1/16	238,631.89	1/16	238,864.65
1/8	237,708.13	1/8	237,940.89	1/8	238,173.65	1/8	238,406.41	1/8	238,639.17	1/8	238,871.93
3/16	237,715.41	3/16	237,948.17	3/16	238,180.92	3/16	238,413.68	3/16	238,646.44	3/16	238,879.20
1/4	237,722.68	1/4	237,955.44	1/4	238,188.20	1/4	238,420.96	1/4	238,653.72	1/4	238,886.47
5/16	237,729.95	5/16	237,962.71	5/16	238,195.47	5/16	238,428.23	5/16	238,660.99	5/16	238,893.75
3/8	237,737.23	3/8	237,969.99	3/8	238,202.75	3/8	238,435.50	3/8	238,668.26	3/8	238,901.02
7/16	237,744.50	7/16	237,977.26	7/16	238,210.02	7/16	238,442.78	7/16	238,675.54	7/16	238,908.30
1/2	237,751.77	1/2	237,984.53	1/2	238,217.29	1/2	238,450.05	1/2	238,682.81	1/2	238,915.57
9/16	237,759.05	9/16	237,991.81	9/16	238,224.57	9/16	238,457.33	9/16	238,690.08	9/16	238,922.84
5/8	237,766.32	5/8	237,999.08	5/8	238,231.84	5/8	238,464.60	5/8	238,697.36	5/8	238,930.12
11/16	237,773.60	11/16	238,006.35	11/16	238,239.11	11/16	238,471.87	11/16	238,704.63	11/16	238,937.39
3/4	237,780.87	3/4	238,013.63	3/4	238,246.39	3/4	238,479.15	3/4	238,711.91	3/4	238,944.66
13/16	237,788.14	13/16	238,020.90	13/16	238,253.66	13/16	238,486.42	13/16	238,719.18	13/16	238,951.94
7/8	237,795.42	7/8	238,028.18	7/8	238,260.93	7/8	238,493.69	7/8	238,726.45	7/8	238,959.21
15/16	237,802.69	15/16	238,035.45	15/16	238,268.21	15/16	238,500.97	15/16	238,733.73	15/16	238,966.49
3	237,809.96	5	238,042.72	7	238,275.48	9	238,508.24	11	238,741.00	1	238,973.76
1/16	237,817.24	1/16	238,050.00	1/16	238,282.76	1/16	238,515.51	1/16	238,748.27	1/16	238,981.03
1/8	237,824.51	1/8	238,057.27	1/8	238,290.03	1/8	238,522.79	1/8	238,755.55	1/8	238,988.31
3/16	237,831.79	3/16	238,064.54	3/16	238,297.30	3/16	238,530.06	3/16	238,762.82	3/16	238,995.58
1/4	237,839.06	1/4	238,071.82	1/4	238,304.58	1/4	238,537.34	1/4	238,770.10	1/4	239,002.85
5/16	237,846.33	5/16	238,079.09	5/16	238,311.85	5/16	238,544.61	5/16	238,777.37	5/16	239,010.13
3/8	237,853.61	3/8	238,086.37	3/8	238,319.12	3/8	238,551.88	3/8	238,784.64	3/8	239,017.40
7/16	237,860.88	7/16	238,093.64	7/16	238,326.40	7/16	238,559.16	7/16	238,791.92	7/16	239,024.68
1/2	237,868.15	1/2	238,100.91	1/2	238,333.67	1/2	238,566.43	1/2	238,799.19	1/2	239,031.95
9/16	237,875.43	9/16	238,108.19	9/16	238,340.95	9/16	238,573.70	9/16	238,806.46	9/16	239,039.22
5/8	237,882.70	5/8	238,115.46	5/8	238,348.22	5/8	238,580.98	5/8	238,813.74	5/8	239,046.50
11/16	237,889.98	11/16	238,122.73	11/16	238,355.49	11/16	238,588.25	11/16	238,821.01	11/16	239,053.77
3/4	237,897.25	3/4	238,130.01	3/4	238,362.77	3/4	238,595.53	3/4	238,828.28	3/4	239,061.04
13/16	237,904.52	13/16	238,137.28	13/16	238,370.04	13/16	238,602.80	13/16	238,835.56	13/16	239,068.32
7/8	237,911.80	7/8	238,144.56	7/8	238,377.31	7/8	238,610.07	7/8	238,842.83	7/8	239,075.59
15/16	237,919.07	15/16	238,151.83	15/16	238,384.59	15/16	238,617.35	15/16	238,850.11	15/16	239,082.86

This chart is Certified for Tank: 16 only. No changes are permissible without the written consent of GAUGE POINT CALIBRATION.

For calibration specification information, see certificate on page 1.

Tank No: 16
GAUGE POINT CALIBRATION
1-800-205-TANK

Red Hill, Pearl Harbor, Hawaii

Issue Date: 06/12/06

Capacities given in barrels of 42 U.S. gallons.

Gauge Height: 256'-07 1/2"

in/in	188 FT	in/in	188 FT	in/in	188 FT	in/in	188 FT	in/in	188 FT	in/in	189 FT
2	239,090.14	4	239,322.90	6	239,555.66	8	239,788.42	10	240,021.17	0	240,253.93
1/16	239,097.41	1/16	239,330.17	1/16	239,562.93	1/16	239,795.69	1/16	240,028.45	1/16	240,261.21
1/8	239,104.69	1/8	239,337.44	1/8	239,570.20	1/8	239,802.96	1/8	240,035.72	1/8	240,268.48
3/16	239,111.96	3/16	239,344.72	3/16	239,577.48	3/16	239,810.24	3/16	240,043.00	3/16	240,275.75
1/4	239,119.23	1/4	239,351.99	1/4	239,584.75	1/4	239,817.51	1/4	240,050.27	1/4	240,283.03
5/16	239,126.51	5/16	239,359.27	5/16	239,592.03	5/16	239,824.78	5/16	240,057.54	5/16	240,290.30
3/8	239,133.78	3/8	239,366.54	3/8	239,599.30	3/8	239,832.06	3/8	240,064.82	3/8	240,297.58
7/16	239,141.05	7/16	239,373.81	7/16	239,606.57	7/16	239,839.33	7/16	240,072.09	7/16	240,304.85
1/2	239,148.33	1/2	239,381.09	1/2	239,613.85	1/2	239,846.61	1/2	240,079.36	1/2	240,312.12
9/16	239,155.60	9/16	239,388.36	9/16	239,621.12	9/16	239,853.88	9/16	240,086.64	9/16	240,319.40
5/8	239,162.88	5/8	239,395.63	5/8	239,628.39	5/8	239,861.15	5/8	240,093.91	5/8	240,326.67
11/16	239,170.15	11/16	239,402.91	11/16	239,635.67	11/16	239,868.43	11/16	240,101.19	11/16	240,333.94
3/4	239,177.42	3/4	239,410.18	3/4	239,642.94	3/4	239,875.70	3/4	240,108.46	3/4	240,341.22
13/16	239,184.70	13/16	239,417.46	13/16	239,650.21	13/16	239,882.97	13/16	240,115.73	13/16	240,348.49
7/8	239,191.97	7/8	239,424.73	7/8	239,657.49	7/8	239,890.25	7/8	240,123.01	7/8	240,355.77
15/16	239,199.24	15/16	239,432.00	15/16	239,664.76	15/16	239,897.52	15/16	240,130.28	15/16	240,363.04
3	239,206.52	5	239,439.28	7	239,672.04	9	239,904.79	11	240,137.55	1	240,370.31
1/16	239,213.79	1/16	239,446.55	1/16	239,679.31	1/16	239,912.07	1/16	240,144.83	1/16	240,377.59
1/8	239,221.07	1/8	239,453.82	1/8	239,686.58	1/8	239,919.34	1/8	240,152.10	1/8	240,384.86
3/16	239,228.34	3/16	239,461.10	3/16	239,693.86	3/16	239,926.62	3/16	240,159.38	3/16	240,392.13
1/4	239,235.61	1/4	239,468.37	1/4	239,701.13	1/4	239,933.89	1/4	240,166.65	1/4	240,399.41
5/16	239,242.89	5/16	239,475.65	5/16	239,708.40	5/16	239,941.16	5/16	240,173.92	5/16	240,406.68
3/8	239,250.16	3/8	239,482.92	3/8	239,715.68	3/8	239,948.44	3/8	240,181.20	3/8	240,413.96
7/16	239,257.43	7/16	239,490.19	7/16	239,722.95	7/16	239,955.71	7/16	240,188.47	7/16	240,421.23
1/2	239,264.71	1/2	239,497.47	1/2	239,730.23	1/2	239,962.98	1/2	240,195.74	1/2	240,428.50
9/16	239,271.98	9/16	239,504.74	9/16	239,737.50	9/16	239,970.26	9/16	240,203.02	9/16	240,435.78
5/8	239,279.26	5/8	239,512.01	5/8	239,744.77	5/8	239,977.53	5/8	240,210.29	5/8	240,443.05
11/16	239,286.53	11/16	239,519.29	11/16	239,752.05	11/16	239,984.81	11/16	240,217.56	11/16	240,450.32
3/4	239,293.80	3/4	239,526.56	3/4	239,759.32	3/4	239,992.08	3/4	240,224.84	3/4	240,457.60
13/16	239,301.08	13/16	239,533.84	13/16	239,766.59	13/16	239,999.35	13/16	240,232.11	13/16	240,464.87
7/8	239,308.35	7/8	239,541.11	7/8	239,773.87	7/8	240,006.63	7/8	240,239.39	7/8	240,472.14
15/16	239,315.62	15/16	239,548.38	15/16	239,781.14	15/16	240,013.90	15/16	240,246.66	15/16	240,479.42

This chart is Certified for Tank: 16 only. No changes are permissible without the written consent of GAUGE POINT CALIBRATION.

For calibration specification information, see certificate on page 1.

Tank No: 16
GAUGE POINT CALIBRATION
1-800-205-TANK

Red Hill, Pearl Harbor, Hawaii

Issue Date: 06/12/06

Capacities given in barrels of 42 U.S. gallons.

Gauge Height: 256'-07 1/2"

in/in	189 FT	in/in	189 FT	in/in	189 FT	in/in	189 FT	in/in	189 FT	in/in	190 FT
2	240,486.69	4	240,719.45	6	240,952.21	8	241,184.97	10	241,417.73	0	241,650.49
1/16	240,493.97	1/16	240,726.72	1/16	240,959.48	1/16	241,192.24	1/16	241,425.00	1/16	241,657.76
1/8	240,501.24	1/8	240,734.00	1/8	240,966.76	1/8	241,199.52	1/8	241,432.28	1/8	241,665.03
3/16	240,508.51	3/16	240,741.27	3/16	240,974.03	3/16	241,206.79	3/16	241,439.55	3/16	241,672.31
1/4	240,515.79	1/4	240,748.55	1/4	240,981.31	1/4	241,214.06	1/4	241,446.82	1/4	241,679.58
5/16	240,523.06	5/16	240,755.82	5/16	240,988.58	5/16	241,221.34	5/16	241,454.10	5/16	241,686.86
3/8	240,530.33	3/8	240,763.09	3/8	240,995.85	3/8	241,228.61	3/8	241,461.37	3/8	241,694.13
7/16	240,537.61	7/16	240,770.37	7/16	241,003.13	7/16	241,235.89	7/16	241,468.64	7/16	241,701.40
1/2	240,544.88	1/2	240,777.64	1/2	241,010.40	1/2	241,243.16	1/2	241,475.92	1/2	241,708.68
9/16	240,552.16	9/16	240,784.91	9/16	241,017.67	9/16	241,250.43	9/16	241,483.19	9/16	241,715.95
5/8	240,559.43	5/8	240,792.19	5/8	241,024.95	5/8	241,257.71	5/8	241,490.47	5/8	241,723.22
11/16	240,566.70	11/16	240,799.46	11/16	241,032.22	11/16	241,264.98	11/16	241,497.74	11/16	241,730.50
3/4	240,573.98	3/4	240,806.74	3/4	241,039.49	3/4	241,272.25	3/4	241,505.01	3/4	241,737.77
13/16	240,581.25	13/16	240,814.01	13/16	241,046.77	13/16	241,279.53	13/16	241,512.29	13/16	241,745.05
7/8	240,588.52	7/8	240,821.28	7/8	241,054.04	7/8	241,286.80	7/8	241,519.56	7/8	241,752.32
15/16	240,595.80	15/16	240,828.56	15/16	241,061.32	15/16	241,294.07	15/16	241,526.83	15/16	241,759.59
3	240,603.07	5	240,835.83	7	241,068.59	9	241,301.35	11	241,534.11	1	241,766.87
1/16	240,610.35	1/16	240,843.10	1/16	241,075.86	1/16	241,308.62	1/16	241,541.38	1/16	241,774.14
1/8	240,617.62	1/8	240,850.38	1/8	241,083.14	1/8	241,315.90	1/8	241,548.66	1/8	241,781.41
3/16	240,624.89	3/16	240,857.65	3/16	241,090.41	3/16	241,323.17	3/16	241,555.93	3/16	241,788.69
1/4	240,632.17	1/4	240,864.93	1/4	241,097.68	1/4	241,330.44	1/4	241,563.20	1/4	241,795.96
5/16	240,639.44	5/16	240,872.20	5/16	241,104.96	5/16	241,337.72	5/16	241,570.48	5/16	241,803.24
3/8	240,646.71	3/8	240,879.47	3/8	241,112.23	3/8	241,344.99	3/8	241,577.75	3/8	241,810.51
7/16	240,653.99	7/16	240,886.75	7/16	241,119.51	7/16	241,352.26	7/16	241,585.02	7/16	241,817.78
1/2	240,661.26	1/2	240,894.02	1/2	241,126.78	1/2	241,359.54	1/2	241,592.30	1/2	241,825.06
9/16	240,668.54	9/16	240,901.29	9/16	241,134.05	9/16	241,366.81	9/16	241,599.57	9/16	241,832.33
5/8	240,675.81	5/8	240,908.57	5/8	241,141.33	5/8	241,374.09	5/8	241,606.84	5/8	241,839.60
11/16	240,683.08	11/16	240,915.84	11/16	241,148.60	11/16	241,381.36	11/16	241,614.12	11/16	241,846.88
3/4	240,690.36	3/4	240,923.12	3/4	241,155.87	3/4	241,388.63	3/4	241,621.39	3/4	241,854.15
13/16	240,697.63	13/16	240,930.39	13/16	241,163.15	13/16	241,395.91	13/16	241,628.67	13/16	241,861.42
7/8	240,704.90	7/8	240,937.66	7/8	241,170.42	7/8	241,403.18	7/8	241,635.94	7/8	241,868.70
15/16	240,712.18	15/16	240,944.94	15/16	241,177.70	15/16	241,410.45	15/16	241,643.21	15/16	241,875.97

This chart is Certified for Tank: 16 only. No changes are permissible without the written consent of GAUGE POINT CALIBRATION.

For calibration specification information, see certificate on page 1.

Tank No: 16
GAUGE POINT CALIBRATION
1-800-205-TANK

Red Hill, Pearl Harbor, Hawaii

Issue Date: 06/12/06

Capacities given in barrels of 42 U.S. gallons.

Gauge Height: 256'-07 1/2"

in/in	190 FT	in/in	190 FT	in/in	190 FT	in/in	190 FT	in/in	190 FT	in/in	191 FT
2	241,883.25	4	242,116.00	6	242,348.76	8	242,581.52	10	242,814.28	0	243,047.04
1/16	241,890.52	1/16	242,123.28	1/16	242,356.04	1/16	242,588.80	1/16	242,821.56	1/16	243,054.31
1/8	241,897.79	1/8	242,130.55	1/8	242,363.31	1/8	242,596.07	1/8	242,828.83	1/8	243,061.59
3/16	241,905.07	3/16	242,137.83	3/16	242,370.59	3/16	242,603.34	3/16	242,836.10	3/16	243,068.86
1/4	241,912.34	1/4	242,145.10	1/4	242,377.86	1/4	242,610.62	1/4	242,843.38	1/4	243,076.14
5/16	241,919.61	5/16	242,152.37	5/16	242,385.13	5/16	242,617.89	5/16	242,850.65	5/16	243,083.41
3/8	241,926.89	3/8	242,159.65	3/8	242,392.41	3/8	242,625.17	3/8	242,857.92	3/8	243,090.68
7/16	241,934.16	7/16	242,166.92	7/16	242,399.68	7/16	242,632.44	7/16	242,865.20	7/16	243,097.96
1/2	241,941.44	1/2	242,174.19	1/2	242,406.95	1/2	242,639.71	1/2	242,872.47	1/2	243,105.23
9/16	241,948.71	9/16	242,181.47	9/16	242,414.23	9/16	242,646.99	9/16	242,879.75	9/16	243,112.50
5/8	241,955.98	5/8	242,188.74	5/8	242,421.50	5/8	242,654.26	5/8	242,887.02	5/8	243,119.78
11/16	241,963.26	11/16	242,196.02	11/16	242,428.77	11/16	242,661.53	11/16	242,894.29	11/16	243,127.05
3/4	241,970.53	3/4	242,203.29	3/4	242,436.05	3/4	242,668.81	3/4	242,901.57	3/4	243,134.33
13/16	241,977.80	13/16	242,210.56	13/16	242,443.32	13/16	242,676.08	13/16	242,908.84	13/16	243,141.60
7/8	241,985.08	7/8	242,217.84	7/8	242,450.60	7/8	242,683.35	7/8	242,916.11	7/8	243,148.87
15/16	241,992.35	15/16	242,225.11	15/16	242,457.87	15/16	242,690.63	15/16	242,923.39	15/16	243,156.15
3	241,999.63	5	242,232.38	7	242,465.14	9	242,697.90	11	242,930.66	1	243,163.42
1/16	242,006.90	1/16	242,239.66	1/16	242,472.42	1/16	242,705.18	1/16	242,937.94	1/16	243,170.69
1/8	242,014.17	1/8	242,246.93	1/8	242,479.69	1/8	242,712.45	1/8	242,945.21	1/8	243,177.97
3/16	242,021.45	3/16	242,254.21	3/16	242,486.96	3/16	242,719.72	3/16	242,952.48	3/16	243,185.24
1/4	242,028.72	1/4	242,261.48	1/4	242,494.24	1/4	242,727.00	1/4	242,959.76	1/4	243,192.52
5/16	242,035.99	5/16	242,268.75	5/16	242,501.51	5/16	242,734.27	5/16	242,967.03	5/16	243,199.79
3/8	242,043.27	3/8	242,276.03	3/8	242,508.79	3/8	242,741.54	3/8	242,974.30	3/8	243,207.06
7/16	242,050.54	7/16	242,283.30	7/16	242,516.06	7/16	242,748.82	7/16	242,981.58	7/16	243,214.34
1/2	242,057.82	1/2	242,290.57	1/2	242,523.33	1/2	242,756.09	1/2	242,988.85	1/2	243,221.61
9/16	242,065.09	9/16	242,297.85	9/16	242,530.61	9/16	242,763.37	9/16	242,996.12	9/16	243,228.88
5/8	242,072.36	5/8	242,305.12	5/8	242,537.88	5/8	242,770.64	5/8	243,003.40	5/8	243,236.16
11/16	242,079.64	11/16	242,312.40	11/16	242,545.15	11/16	242,777.91	11/16	243,010.67	11/16	243,243.43
3/4	242,086.91	3/4	242,319.67	3/4	242,552.43	3/4	242,785.19	3/4	243,017.95	3/4	243,250.70
13/16	242,094.18	13/16	242,326.94	13/16	242,559.70	13/16	242,792.46	13/16	243,025.22	13/16	243,257.98
7/8	242,101.46	7/8	242,334.22	7/8	242,566.98	7/8	242,799.73	7/8	243,032.49	7/8	243,265.25
15/16	242,108.73	15/16	242,341.49	15/16	242,574.25	15/16	242,807.01	15/16	243,039.77	15/16	243,272.53

This chart is Certified for Tank: 16 only. No changes are permissible without the written consent of GAUGE POINT CALIBRATION.

For calibration specification information, see certificate on page 1.

Tank No: 16
GAUGE POINT CALIBRATION
1-800-205-TANK

Red Hill, Pearl Harbor, Hawaii

Issue Date: 06/12/06

Capacities given in barrels of 42 U.S. gallons.

Gauge Height: 256'-07 1/2"

in/in	191 FT	in/in	191 FT	in/in	191 FT	in/in	191 FT	in/in	191 FT	in/in	192 FT
2	243,279.80	4	243,512.56	6	243,745.32	8	243,978.08	10	244,210.84	0	244,443.59
1/16	243,287.07	1/16	243,519.83	1/16	243,752.59	1/16	243,985.35	1/16	244,218.11	1/16	244,450.87
1/8	243,294.35	1/8	243,527.11	1/8	243,759.87	1/8	243,992.62	1/8	244,225.38	1/8	244,458.14
3/16	243,301.62	3/16	243,534.38	3/16	243,767.14	3/16	243,999.90	3/16	244,232.66	3/16	244,465.42
1/4	243,308.89	1/4	243,541.65	1/4	243,774.41	1/4	244,007.17	1/4	244,239.93	1/4	244,472.69
5/16	243,316.17	5/16	243,548.93	5/16	243,781.69	5/16	244,014.45	5/16	244,247.20	5/16	244,479.96
3/8	243,323.44	3/8	243,556.20	3/8	243,788.96	3/8	244,021.72	3/8	244,254.48	3/8	244,487.24
7/16	243,330.72	7/16	243,563.47	7/16	243,796.23	7/16	244,028.99	7/16	244,261.75	7/16	244,494.51
1/2	243,337.99	1/2	243,570.75	1/2	243,803.51	1/2	244,036.27	1/2	244,269.03	1/2	244,501.78
9/16	243,345.26	9/16	243,578.02	9/16	243,810.78	9/16	244,043.54	9/16	244,276.30	9/16	244,509.06
5/8	243,352.54	5/8	243,585.30	5/8	243,818.05	5/8	244,050.81	5/8	244,283.57	5/8	244,516.33
11/16	243,359.81	11/16	243,592.57	11/16	243,825.33	11/16	244,058.09	11/16	244,290.85	11/16	244,523.61
3/4	243,367.08	3/4	243,599.84	3/4	243,832.60	3/4	244,065.36	3/4	244,298.12	3/4	244,530.88
13/16	243,374.36	13/16	243,607.12	13/16	243,839.88	13/16	244,072.63	13/16	244,305.39	13/16	244,538.15
7/8	243,381.63	7/8	243,614.39	7/8	243,847.15	7/8	244,079.91	7/8	244,312.67	7/8	244,545.43
15/16	243,388.91	15/16	243,621.66	15/16	243,854.42	15/16	244,087.18	15/16	244,319.94	15/16	244,552.70
3	243,396.18	5	243,628.94	7	243,861.70	9	244,094.46	11	244,327.21	1	244,559.97
1/16	243,403.45	1/16	243,636.21	1/16	243,868.97	1/16	244,101.73	1/16	244,334.49	1/16	244,567.25
1/8	243,410.73	1/8	243,643.49	1/8	243,876.24	1/8	244,109.00	1/8	244,341.76	1/8	244,574.52
3/16	243,418.00	3/16	243,650.76	3/16	243,883.52	3/16	244,116.28	3/16	244,349.04	3/16	244,581.80
1/4	243,425.27	1/4	243,658.03	1/4	243,890.79	1/4	244,123.55	1/4	244,356.31	1/4	244,589.07
5/16	243,432.55	5/16	243,665.31	5/16	243,898.07	5/16	244,130.82	5/16	244,363.58	5/16	244,596.34
3/8	243,439.82	3/8	243,672.58	3/8	243,905.34	3/8	244,138.10	3/8	244,370.86	3/8	244,603.62
7/16	243,447.10	7/16	243,679.85	7/16	243,912.61	7/16	244,145.37	7/16	244,378.13	7/16	244,610.89
1/2	243,454.37	1/2	243,687.13	1/2	243,919.89	1/2	244,152.65	1/2	244,385.40	1/2	244,618.16
9/16	243,461.64	9/16	243,694.40	9/16	243,927.16	9/16	244,159.92	9/16	244,392.68	9/16	244,625.44
5/8	243,468.92	5/8	243,701.68	5/8	243,934.43	5/8	244,167.19	5/8	244,399.95	5/8	244,632.71
11/16	243,476.19	11/16	243,708.95	11/16	243,941.71	11/16	244,174.47	11/16	244,407.23	11/16	244,639.98
3/4	243,483.46	3/4	243,716.22	3/4	243,948.98	3/4	244,181.74	3/4	244,414.50	3/4	244,647.26
13/16	243,490.74	13/16	243,723.50	13/16	243,956.26	13/16	244,189.01	13/16	244,421.77	13/16	244,654.53
7/8	243,498.01	7/8	243,730.77	7/8	243,963.53	7/8	244,196.29	7/8	244,429.05	7/8	244,661.81
15/16	243,505.28	15/16	243,738.04	15/16	243,970.80	15/16	244,203.56	15/16	244,436.32	15/16	244,669.08

This chart is Certified for Tank: 16 only. No changes are permissible without the written consent of GAUGE POINT CALIBRATION.

For calibration specification information, see certificate on page 1.

Tank No: 16
GAUGE POINT CALIBRATION
1-800-205-TANK

Red Hill, Pearl Harbor, Hawaii

Issue Date: 06/12/06

Capacities given in barrels of 42 U.S. gallons.

Gauge Height: 256'-07 1/2"

in/in	192 FT	in/in	192 FT	in/in	192 FT	in/in	192 FT	in/in	192 FT	in/in	193 FT
2	244,676.35	4	244,909.11	6	245,141.87	8	245,374.63	10	245,607.39	0	245,840.15
1/16	244,683.63	1/16	244,916.39	1/16	245,149.15	1/16	245,381.90	1/16	245,614.66	1/16	245,847.42
1/8	244,690.90	1/8	244,923.66	1/8	245,156.42	1/8	245,389.18	1/8	245,621.94	1/8	245,854.70
3/16	244,698.17	3/16	244,930.93	3/16	245,163.69	3/16	245,396.45	3/16	245,629.21	3/16	245,861.97
1/4	244,705.45	1/4	244,938.21	1/4	245,170.97	1/4	245,403.73	1/4	245,636.48	1/4	245,869.24
5/16	244,712.72	5/16	244,945.48	5/16	245,178.24	5/16	245,411.00	5/16	245,643.76	5/16	245,876.52
3/8	244,720.00	3/8	244,952.75	3/8	245,185.51	3/8	245,418.27	3/8	245,651.03	3/8	245,883.79
7/16	244,727.27	7/16	244,960.03	7/16	245,192.79	7/16	245,425.55	7/16	245,658.31	7/16	245,891.06
1/2	244,734.54	1/2	244,967.30	1/2	245,200.06	1/2	245,432.82	1/2	245,665.58	1/2	245,898.34
9/16	244,741.82	9/16	244,974.58	9/16	245,207.33	9/16	245,440.09	9/16	245,672.85	9/16	245,905.61
5/8	244,749.09	5/8	244,981.85	5/8	245,214.61	5/8	245,447.37	5/8	245,680.13	5/8	245,912.89
11/16	244,756.36	11/16	244,989.12	11/16	245,221.88	11/16	245,454.64	11/16	245,687.40	11/16	245,920.16
3/4	244,763.64	3/4	244,996.40	3/4	245,229.16	3/4	245,461.91	3/4	245,694.67	3/4	245,927.43
13/16	244,770.91	13/16	245,003.67	13/16	245,236.43	13/16	245,469.19	13/16	245,701.95	13/16	245,934.71
7/8	244,778.19	7/8	245,010.94	7/8	245,243.70	7/8	245,476.46	7/8	245,709.22	7/8	245,941.98
15/16	244,785.46	15/16	245,018.22	15/16	245,250.98	15/16	245,483.74	15/16	245,716.49	15/16	245,949.25
3	244,792.73	5	245,025.49	7	245,258.25	9	245,491.01	11	245,723.77	1	245,956.53
1/16	244,800.01	1/16	245,032.77	1/16	245,265.52	1/16	245,498.28	1/16	245,731.04	1/16	245,963.80
1/8	244,807.28	1/8	245,040.04	1/8	245,272.80	1/8	245,505.56	1/8	245,738.32	1/8	245,971.08
3/16	244,814.55	3/16	245,047.31	3/16	245,280.07	3/16	245,512.83	3/16	245,745.59	3/16	245,978.35
1/4	244,821.83	1/4	245,054.59	1/4	245,287.35	1/4	245,520.10	1/4	245,752.86	1/4	245,985.62
5/16	244,829.10	5/16	245,061.86	5/16	245,294.62	5/16	245,527.38	5/16	245,760.14	5/16	245,992.90
3/8	244,836.38	3/8	245,069.13	3/8	245,301.89	3/8	245,534.65	3/8	245,767.41	3/8	246,000.17
7/16	244,843.65	7/16	245,076.41	7/16	245,309.17	7/16	245,541.93	7/16	245,774.68	7/16	246,007.44
1/2	244,850.92	1/2	245,083.68	1/2	245,316.44	1/2	245,549.20	1/2	245,781.96	1/2	246,014.72
9/16	244,858.20	9/16	245,090.96	9/16	245,323.71	9/16	245,556.47	9/16	245,789.23	9/16	246,021.99
5/8	244,865.47	5/8	245,098.23	5/8	245,330.99	5/8	245,563.75	5/8	245,796.51	5/8	246,029.26
11/16	244,872.74	11/16	245,105.50	11/16	245,338.26	11/16	245,571.02	11/16	245,803.78	11/16	246,036.54
3/4	244,880.02	3/4	245,112.78	3/4	245,345.54	3/4	245,578.29	3/4	245,811.05	3/4	246,043.81
13/16	244,887.29	13/16	245,120.05	13/16	245,352.81	13/16	245,585.57	13/16	245,818.33	13/16	246,051.09
7/8	244,894.56	7/8	245,127.32	7/8	245,360.08	7/8	245,592.84	7/8	245,825.60	7/8	246,058.36
15/16	244,901.84	15/16	245,134.60	15/16	245,367.36	15/16	245,600.12	15/16	245,832.87	15/16	246,065.63

This chart is Certified for Tank: 16 only. No changes are permissible without the written consent of GAUGE POINT CALIBRATION.

For calibration specification information, see certificate on page 1.

Tank No: 16
GAUGE POINT CALIBRATION
1-800-205-TANK

Red Hill, Pearl Harbor, Hawaii

Issue Date: 06/12/06

Capacities given in barrels of 42 U.S. gallons.

Gauge Height: 256'-07 1/2"

in/in	193 FT	in/in	193 FT	in/in	193 FT	in/in	193 FT	in/in	193 FT	in/in	194 FT
2	246,072.91	4	246,305.67	6	246,538.43	8	246,771.18	10	247,003.94	0	247,236.70
1/16	246,080.18	1/16	246,312.94	1/16	246,545.70	1/16	246,778.46	1/16	247,011.22	1/16	247,243.98
1/8	246,087.45	1/8	246,320.21	1/8	246,552.97	1/8	246,785.73	1/8	247,018.49	1/8	247,251.25
3/16	246,094.73	3/16	246,327.49	3/16	246,560.25	3/16	246,793.01	3/16	247,025.76	3/16	247,258.52
1/4	246,102.00	1/4	246,334.76	1/4	246,567.52	1/4	246,800.28	1/4	247,033.04	1/4	247,265.80
5/16	246,109.28	5/16	246,342.03	5/16	246,574.79	5/16	246,807.55	5/16	247,040.31	5/16	247,273.07
3/8	246,116.55	3/8	246,349.31	3/8	246,582.07	3/8	246,814.83	3/8	247,047.59	3/8	247,280.34
7/16	246,123.82	7/16	246,356.58	7/16	246,589.34	7/16	246,822.10	7/16	247,054.86	7/16	247,287.62
1/2	246,131.10	1/2	246,363.86	1/2	246,596.61	1/2	246,829.37	1/2	247,062.13	1/2	247,294.89
9/16	246,138.37	9/16	246,371.13	9/16	246,603.89	9/16	246,836.65	9/16	247,069.41	9/16	247,302.17
5/8	246,145.64	5/8	246,378.40	5/8	246,611.16	5/8	246,843.92	5/8	247,076.68	5/8	247,309.44
11/16	246,152.92	11/16	246,385.68	11/16	246,618.44	11/16	246,851.19	11/16	247,083.95	11/16	247,316.71
3/4	246,160.19	3/4	246,392.95	3/4	246,625.71	3/4	246,858.47	3/4	247,091.23	3/4	247,323.99
13/16	246,167.47	13/16	246,400.22	13/16	246,632.98	13/16	246,865.74	13/16	247,098.50	13/16	247,331.26
7/8	246,174.74	7/8	246,407.50	7/8	246,640.26	7/8	246,873.02	7/8	247,105.77	7/8	247,338.53
15/16	246,182.01	15/16	246,414.77	15/16	246,647.53	15/16	246,880.29	15/16	247,113.05	15/16	247,345.81
3	246,189.29	5	246,422.05	7	246,654.80	9	246,887.56	11	247,120.32	1	247,353.08
1/16	246,196.56	1/16	246,429.32	1/16	246,662.08	1/16	246,894.84	1/16	247,127.60	1/16	247,360.36
1/8	246,203.83	1/8	246,436.59	1/8	246,669.35	1/8	246,902.11	1/8	247,134.87	1/8	247,367.63
3/16	246,211.11	3/16	246,443.87	3/16	246,676.63	3/16	246,909.38	3/16	247,142.14	3/16	247,374.90
1/4	246,218.38	1/4	246,451.14	1/4	246,683.90	1/4	246,916.66	1/4	247,149.42	1/4	247,382.18
5/16	246,225.66	5/16	246,458.41	5/16	246,691.17	5/16	246,923.93	5/16	247,156.69	5/16	247,389.45
3/8	246,232.93	3/8	246,465.69	3/8	246,698.45	3/8	246,931.21	3/8	247,163.96	3/8	247,396.72
7/16	246,240.20	7/16	246,472.96	7/16	246,705.72	7/16	246,938.48	7/16	247,171.24	7/16	247,404.00
1/2	246,247.48	1/2	246,480.24	1/2	246,712.99	1/2	246,945.75	1/2	247,178.51	1/2	247,411.27
9/16	246,254.75	9/16	246,487.51	9/16	246,720.27	9/16	246,953.03	9/16	247,185.79	9/16	247,418.54
5/8	246,262.02	5/8	246,494.78	5/8	246,727.54	5/8	246,960.30	5/8	247,193.06	5/8	247,425.82
11/16	246,269.30	11/16	246,502.06	11/16	246,734.82	11/16	246,967.57	11/16	247,200.33	11/16	247,433.09
3/4	246,276.57	3/4	246,509.33	3/4	246,742.09	3/4	246,974.85	3/4	247,207.61	3/4	247,440.37
13/16	246,283.84	13/16	246,516.60	13/16	246,749.36	13/16	246,982.12	13/16	247,214.88	13/16	247,447.64
7/8	246,291.12	7/8	246,523.88	7/8	246,756.64	7/8	246,989.40	7/8	247,222.15	7/8	247,454.91
15/16	246,298.39	15/16	246,531.15	15/16	246,763.91	15/16	246,996.67	15/16	247,229.43	15/16	247,462.19

This chart is Certified for Tank: 16 only. No changes are permissible without the written consent of GAUGE POINT CALIBRATION.

For calibration specification information, see certificate on page 1.

Tank No: 16
GAUGE POINT CALIBRATION
1-800-205-TANK

Red Hill, Pearl Harbor, Hawaii

Issue Date: 06/12/06

Capacities given in barrels of 42 U.S. gallons.

Gauge Height: 256'-07 1/2"

in/in	194 FT	in/in	194 FT	in/in	194 FT	in/in	194 FT	in/in	194 FT	in/in	195 FT
2	247,469.46	4	247,702.22	6	247,934.98	8	248,167.74	10	248,400.50	0	248,633.26
1/16	247,476.73	1/16	247,709.49	1/16	247,942.25	1/16	248,175.01	1/16	248,407.77	1/16	248,640.53
1/8	247,484.01	1/8	247,716.77	1/8	247,949.53	1/8	248,182.29	1/8	248,415.04	1/8	248,647.80
3/16	247,491.28	3/16	247,724.04	3/16	247,956.80	3/16	248,189.56	3/16	248,422.32	3/16	248,655.08
1/4	247,498.56	1/4	247,731.31	1/4	247,964.07	1/4	248,196.83	1/4	248,429.59	1/4	248,662.35
5/16	247,505.83	5/16	247,738.59	5/16	247,971.35	5/16	248,204.11	5/16	248,436.87	5/16	248,669.62
3/8	247,513.10	3/8	247,745.86	3/8	247,978.62	3/8	248,211.38	3/8	248,444.14	3/8	248,676.90
7/16	247,520.38	7/16	247,753.14	7/16	247,985.89	7/16	248,218.65	7/16	248,451.41	7/16	248,684.17
1/2	247,527.65	1/2	247,760.41	1/2	247,993.17	1/2	248,225.93	1/2	248,458.69	1/2	248,691.45
9/16	247,534.92	9/16	247,767.68	9/16	248,000.44	9/16	248,233.20	9/16	248,465.96	9/16	248,698.72
5/8	247,542.20	5/8	247,774.96	5/8	248,007.72	5/8	248,240.47	5/8	248,473.23	5/8	248,705.99
11/16	247,549.47	11/16	247,782.23	11/16	248,014.99	11/16	248,247.75	11/16	248,480.51	11/16	248,713.27
3/4	247,556.75	3/4	247,789.50	3/4	248,022.26	3/4	248,255.02	3/4	248,487.78	3/4	248,720.54
13/16	247,564.02	13/16	247,796.78	13/16	248,029.54	13/16	248,262.30	13/16	248,495.05	13/16	248,727.81
7/8	247,571.29	7/8	247,804.05	7/8	248,036.81	7/8	248,269.57	7/8	248,502.33	7/8	248,735.09
15/16	247,578.57	15/16	247,811.33	15/16	248,044.08	15/16	248,276.84	15/16	248,509.60	15/16	248,742.36
3	247,585.84	5	247,818.60	7	248,051.36	9	248,284.12	11	248,516.88	1	248,749.64
1/16	247,593.11	1/16	247,825.87	1/16	248,058.63	1/16	248,291.39	1/16	248,524.15	1/16	248,756.91
1/8	247,600.39	1/8	247,833.15	1/8	248,065.91	1/8	248,298.66	1/8	248,531.42	1/8	248,764.18
3/16	247,607.66	3/16	247,840.42	3/16	248,073.18	3/16	248,305.94	3/16	248,538.70	3/16	248,771.46
1/4	247,614.94	1/4	247,847.69	1/4	248,080.45	1/4	248,313.21	1/4	248,545.97	1/4	248,778.73
5/16	247,622.21	5/16	247,854.97	5/16	248,087.73	5/16	248,320.49	5/16	248,553.24	5/16	248,786.00
3/8	247,629.48	3/8	247,862.24	3/8	248,095.00	3/8	248,327.76	3/8	248,560.52	3/8	248,793.28
7/16	247,636.76	7/16	247,869.52	7/16	248,102.27	7/16	248,335.03	7/16	248,567.79	7/16	248,800.55
1/2	247,644.03	1/2	247,876.79	1/2	248,109.55	1/2	248,342.31	1/2	248,575.07	1/2	248,807.82
9/16	247,651.30	9/16	247,884.06	9/16	248,116.82	9/16	248,349.58	9/16	248,582.34	9/16	248,815.10
5/8	247,658.58	5/8	247,891.34	5/8	248,124.10	5/8	248,356.85	5/8	248,589.61	5/8	248,822.37
11/16	247,665.85	11/16	247,898.61	11/16	248,131.37	11/16	248,364.13	11/16	248,596.89	11/16	248,829.65
3/4	247,673.12	3/4	247,905.88	3/4	248,138.64	3/4	248,371.40	3/4	248,604.16	3/4	248,836.92
13/16	247,680.40	13/16	247,913.16	13/16	248,145.92	13/16	248,378.68	13/16	248,611.43	13/16	248,844.19
7/8	247,687.67	7/8	247,920.43	7/8	248,153.19	7/8	248,385.95	7/8	248,618.71	7/8	248,851.47
15/16	247,694.95	15/16	247,927.71	15/16	248,160.46	15/16	248,393.22	15/16	248,625.98	15/16	248,858.74

This chart is Certified for Tank: 16 only. No changes are permissible without the written consent of GAUGE POINT CALIBRATION.

For calibration specification information, see certificate on page 1.

Tank No: 16
GAUGE POINT CALIBRATION
1-800-205-TANK

Red Hill, Pearl Harbor, Hawaii

Issue Date: 06/12/06

Capacities given in barrels of 42 U.S. gallons.

Gauge Height: 256'-07 1/2"

in/in	195 FT	in/in	195 FT	in/in	195 FT	in/in	195 FT	in/in	195 FT	in/in	196 FT
2	248,866.01	4	249,098.77	6	249,331.53	8	249,564.29	10	249,797.05	0	250,029.81
1/16	248,873.29	1/16	249,106.05	1/16	249,338.81	1/16	249,571.57	1/16	249,804.32	1/16	250,037.08
1/8	248,880.56	1/8	249,113.32	1/8	249,346.08	1/8	249,578.84	1/8	249,811.60	1/8	250,044.36
3/16	248,887.84	3/16	249,120.59	3/16	249,353.35	3/16	249,586.11	3/16	249,818.87	3/16	250,051.63
1/4	248,895.11	1/4	249,127.87	1/4	249,360.63	1/4	249,593.39	1/4	249,826.15	1/4	250,058.90
5/16	248,902.38	5/16	249,135.14	5/16	249,367.90	5/16	249,600.66	5/16	249,833.42	5/16	250,066.18
3/8	248,909.66	3/8	249,142.42	3/8	249,375.17	3/8	249,607.93	3/8	249,840.69	3/8	250,073.45
7/16	248,916.93	7/16	249,149.69	7/16	249,382.45	7/16	249,615.21	7/16	249,847.97	7/16	250,080.73
1/2	248,924.20	1/2	249,156.96	1/2	249,389.72	1/2	249,622.48	1/2	249,855.24	1/2	250,088.00
9/16	248,931.48	9/16	249,164.24	9/16	249,397.00	9/16	249,629.75	9/16	249,862.51	9/16	250,095.27
5/8	248,938.75	5/8	249,171.51	5/8	249,404.27	5/8	249,637.03	5/8	249,869.79	5/8	250,102.55
11/16	248,946.03	11/16	249,178.78	11/16	249,411.54	11/16	249,644.30	11/16	249,877.06	11/16	250,109.82
3/4	248,953.30	3/4	249,186.06	3/4	249,418.82	3/4	249,651.58	3/4	249,884.33	3/4	250,117.09
13/16	248,960.57	13/16	249,193.33	13/16	249,426.09	13/16	249,658.85	13/16	249,891.61	13/16	250,124.37
7/8	248,967.85	7/8	249,200.61	7/8	249,433.36	7/8	249,666.12	7/8	249,898.88	7/8	250,131.64
15/16	248,975.12	15/16	249,207.88	15/16	249,440.64	15/16	249,673.40	15/16	249,906.16	15/16	250,138.92
3	248,982.39	5	249,215.15	7	249,447.91	9	249,680.67	11	249,913.43	1	250,146.19
1/16	248,989.67	1/16	249,222.43	1/16	249,455.19	1/16	249,687.94	1/16	249,920.70	1/16	250,153.46
1/8	248,996.94	1/8	249,229.70	1/8	249,462.46	1/8	249,695.22	1/8	249,927.98	1/8	250,160.74
3/16	249,004.22	3/16	249,236.97	3/16	249,469.73	3/16	249,702.49	3/16	249,935.25	3/16	250,168.01
1/4	249,011.49	1/4	249,244.25	1/4	249,477.01	1/4	249,709.77	1/4	249,942.52	1/4	250,175.28
5/16	249,018.76	5/16	249,251.52	5/16	249,484.28	5/16	249,717.04	5/16	249,949.80	5/16	250,182.56
3/8	249,026.04	3/8	249,258.80	3/8	249,491.55	3/8	249,724.31	3/8	249,957.07	3/8	250,189.83
7/16	249,033.31	7/16	249,266.07	7/16	249,498.83	7/16	249,731.59	7/16	249,964.35	7/16	250,197.10
1/2	249,040.58	1/2	249,273.34	1/2	249,506.10	1/2	249,738.86	1/2	249,971.62	1/2	250,204.38
9/16	249,047.86	9/16	249,280.62	9/16	249,513.38	9/16	249,746.13	9/16	249,978.89	9/16	250,211.65
5/8	249,055.13	5/8	249,287.89	5/8	249,520.65	5/8	249,753.41	5/8	249,986.17	5/8	250,218.93
11/16	249,062.40	11/16	249,295.16	11/16	249,527.92	11/16	249,760.68	11/16	249,993.44	11/16	250,226.20
3/4	249,069.68	3/4	249,302.44	3/4	249,535.20	3/4	249,767.96	3/4	250,000.71	3/4	250,233.47
13/16	249,076.95	13/16	249,309.71	13/16	249,542.47	13/16	249,775.23	13/16	250,007.99	13/16	250,240.75
7/8	249,084.23	7/8	249,316.98	7/8	249,549.74	7/8	249,782.50	7/8	250,015.26	7/8	250,248.02
15/16	249,091.50	15/16	249,324.26	15/16	249,557.02	15/16	249,789.78	15/16	250,022.54	15/16	250,255.29

This chart is Certified for Tank: 16 only. No changes are permissible without the written consent of GAUGE POINT CALIBRATION.

For calibration specification information, see certificate on page 1.

Tank No: 16
GAUGE POINT CALIBRATION
1-800-205-TANK

Red Hill, Pearl Harbor, Hawaii

Issue Date: 06/12/06

Capacities given in barrels of 42 U.S. gallons.

Gauge Height: 256'-07 1/2"

in/in	196 FT	in/in	196 FT	in/in	196 FT	in/in	196 FT	in/in	196 FT	in/in	197 FT
2	250,262.57	4	250,495.33	6	250,728.09	8	250,960.85	10	251,193.60	0	251,426.36
1/16	250,269.84	1/16	250,502.60	1/16	250,735.36	1/16	250,968.12	1/16	251,200.88	1/16	251,433.64
1/8	250,277.12	1/8	250,509.87	1/8	250,742.63	1/8	250,975.39	1/8	251,208.15	1/8	251,440.91
3/16	250,284.39	3/16	250,517.15	3/16	250,749.91	3/16	250,982.67	3/16	251,215.43	3/16	251,448.18
1/4	250,291.66	1/4	250,524.42	1/4	250,757.18	1/4	250,989.94	1/4	251,222.70	1/4	251,455.46
5/16	250,298.94	5/16	250,531.70	5/16	250,764.45	5/16	250,997.21	5/16	251,229.97	5/16	251,462.73
3/8	250,306.21	3/8	250,538.97	3/8	250,771.73	3/8	251,004.49	3/8	251,237.25	3/8	251,470.01
7/16	250,313.48	7/16	250,546.24	7/16	250,779.00	7/16	251,011.76	7/16	251,244.52	7/16	251,477.28
1/2	250,320.76	1/2	250,553.52	1/2	250,786.28	1/2	251,019.03	1/2	251,251.79	1/2	251,484.55
9/16	250,328.03	9/16	250,560.79	9/16	250,793.55	9/16	251,026.31	9/16	251,259.07	9/16	251,491.83
5/8	250,335.31	5/8	250,568.06	5/8	250,800.82	5/8	251,033.58	5/8	251,266.34	5/8	251,499.10
11/16	250,342.58	11/16	250,575.34	11/16	250,808.10	11/16	251,040.86	11/16	251,273.61	11/16	251,506.37
3/4	250,349.85	3/4	250,582.61	3/4	250,815.37	3/4	251,048.13	3/4	251,280.89	3/4	251,513.65
13/16	250,357.13	13/16	250,589.89	13/16	250,822.64	13/16	251,055.40	13/16	251,288.16	13/16	251,520.92
7/8	250,364.40	7/8	250,597.16	7/8	250,829.92	7/8	251,062.68	7/8	251,295.44	7/8	251,528.20
15/16	250,371.67	15/16	250,604.43	15/16	250,837.19	15/16	251,069.95	15/16	251,302.71	15/16	251,535.47
3	250,378.95	5	250,611.71	7	250,844.47	9	251,077.22	11	251,309.98	1	251,542.74
1/16	250,386.22	1/16	250,618.98	1/16	250,851.74	1/16	251,084.50	1/16	251,317.26	1/16	251,550.02
1/8	250,393.50	1/8	250,626.25	1/8	250,859.01	1/8	251,091.77	1/8	251,324.53	1/8	251,557.29
3/16	250,400.77	3/16	250,633.53	3/16	250,866.29	3/16	251,099.05	3/16	251,331.80	3/16	251,564.56
1/4	250,408.04	1/4	250,640.80	1/4	250,873.56	1/4	251,106.32	1/4	251,339.08	1/4	251,571.84
5/16	250,415.32	5/16	250,648.08	5/16	250,880.83	5/16	251,113.59	5/16	251,346.35	5/16	251,579.11
3/8	250,422.59	3/8	250,655.35	3/8	250,888.11	3/8	251,120.87	3/8	251,353.63	3/8	251,586.38
7/16	250,429.86	7/16	250,662.62	7/16	250,895.38	7/16	251,128.14	7/16	251,360.90	7/16	251,593.66
1/2	250,437.14	1/2	250,669.90	1/2	250,902.66	1/2	251,135.41	1/2	251,368.17	1/2	251,600.93
9/16	250,444.41	9/16	250,677.17	9/16	250,909.93	9/16	251,142.69	9/16	251,375.45	9/16	251,608.21
5/8	250,451.68	5/8	250,684.44	5/8	250,917.20	5/8	251,149.96	5/8	251,382.72	5/8	251,615.48
11/16	250,458.96	11/16	250,691.72	11/16	250,924.48	11/16	251,157.24	11/16	251,389.99	11/16	251,622.75
3/4	250,466.23	3/4	250,698.99	3/4	250,931.75	3/4	251,164.51	3/4	251,397.27	3/4	251,630.03
13/16	250,473.51	13/16	250,706.26	13/16	250,939.02	13/16	251,171.78	13/16	251,404.54	13/16	251,637.30
7/8	250,480.78	7/8	250,713.54	7/8	250,946.30	7/8	251,179.06	7/8	251,411.82	7/8	251,644.57
15/16	250,488.05	15/16	250,720.81	15/16	250,953.57	15/16	251,186.33	15/16	251,419.09	15/16	251,651.85

This chart is Certified for Tank: 16 only. No changes are permissible without the written consent of GAUGE POINT CALIBRATION.

For calibration specification information, see certificate on page 1.

Tank No: 16
GAUGE POINT CALIBRATION
1-800-205-TANK

Red Hill, Pearl Harbor, Hawaii

Issue Date: 06/12/06

Capacities given in barrels of 42 U.S. gallons.

Gauge Height: 256'-07 1/2"

in/in	197 FT	in/in	197 FT	in/in	197 FT	in/in	197 FT	in/in	197 FT	in/in	198 FT
2	251,659.12	4	251,891.88	6	252,124.64	8	252,357.40	10	252,590.16	0	252,822.92
1/16	251,666.40	1/16	251,899.15	1/16	252,131.91	1/16	252,364.67	1/16	252,597.43	1/16	252,830.19
1/8	251,673.67	1/8	251,906.43	1/8	252,139.19	1/8	252,371.95	1/8	252,604.71	1/8	252,837.46
3/16	251,680.94	3/16	251,913.70	3/16	252,146.46	3/16	252,379.22	3/16	252,611.98	3/16	252,844.74
1/4	251,688.22	1/4	251,920.98	1/4	252,153.73	1/4	252,386.49	1/4	252,619.25	1/4	252,852.01
5/16	251,695.49	5/16	251,928.25	5/16	252,161.01	5/16	252,393.77	5/16	252,626.53	5/16	252,859.29
3/8	251,702.76	3/8	251,935.52	3/8	252,168.28	3/8	252,401.04	3/8	252,633.80	3/8	252,866.56
7/16	251,710.04	7/16	251,942.80	7/16	252,175.56	7/16	252,408.31	7/16	252,641.07	7/16	252,873.83
1/2	251,717.31	1/2	251,950.07	1/2	252,182.83	1/2	252,415.59	1/2	252,648.35	1/2	252,881.11
9/16	251,724.59	9/16	251,957.34	9/16	252,190.10	9/16	252,422.86	9/16	252,655.62	9/16	252,888.38
5/8	251,731.86	5/8	251,964.62	5/8	252,197.38	5/8	252,430.14	5/8	252,662.89	5/8	252,895.65
11/16	251,739.13	11/16	251,971.89	11/16	252,204.65	11/16	252,437.41	11/16	252,670.17	11/16	252,902.93
3/4	251,746.41	3/4	251,979.17	3/4	252,211.92	3/4	252,444.68	3/4	252,677.44	3/4	252,910.20
13/16	251,753.68	13/16	251,986.44	13/16	252,219.20	13/16	252,451.96	13/16	252,684.72	13/16	252,917.48
7/8	251,760.95	7/8	251,993.71	7/8	252,226.47	7/8	252,459.23	7/8	252,691.99	7/8	252,924.75
15/16	251,768.23	15/16	252,000.99	15/16	252,233.75	15/16	252,466.50	15/16	252,699.26	15/16	252,932.02
3	251,775.50	5	252,008.26	7	252,241.02	9	252,473.78	11	252,706.54	1	252,939.30
1/16	251,782.78	1/16	252,015.53	1/16	252,248.29	1/16	252,481.05	1/16	252,713.81	1/16	252,946.57
1/8	251,790.05	1/8	252,022.81	1/8	252,255.57	1/8	252,488.33	1/8	252,721.08	1/8	252,953.84
3/16	251,797.32	3/16	252,030.08	3/16	252,262.84	3/16	252,495.60	3/16	252,728.36	3/16	252,961.12
1/4	251,804.60	1/4	252,037.36	1/4	252,270.11	1/4	252,502.87	1/4	252,735.63	1/4	252,968.39
5/16	251,811.87	5/16	252,044.63	5/16	252,277.39	5/16	252,510.15	5/16	252,742.91	5/16	252,975.66
3/8	251,819.14	3/8	252,051.90	3/8	252,284.66	3/8	252,517.42	3/8	252,750.18	3/8	252,982.94
7/16	251,826.42	7/16	252,059.18	7/16	252,291.94	7/16	252,524.69	7/16	252,757.45	7/16	252,990.21
1/2	251,833.69	1/2	252,066.45	1/2	252,299.21	1/2	252,531.97	1/2	252,764.73	1/2	252,997.49
9/16	251,840.96	9/16	252,073.72	9/16	252,306.48	9/16	252,539.24	9/16	252,772.00	9/16	253,004.76
5/8	251,848.24	5/8	252,081.00	5/8	252,313.76	5/8	252,546.52	5/8	252,779.27	5/8	253,012.03
11/16	251,855.51	11/16	252,088.27	11/16	252,321.03	11/16	252,553.79	11/16	252,786.55	11/16	253,019.31
3/4	251,862.79	3/4	252,095.54	3/4	252,328.30	3/4	252,561.06	3/4	252,793.82	3/4	253,026.58
13/16	251,870.06	13/16	252,102.82	13/16	252,335.58	13/16	252,568.34	13/16	252,801.10	13/16	253,033.85
7/8	251,877.33	7/8	252,110.09	7/8	252,342.85	7/8	252,575.61	7/8	252,808.37	7/8	253,041.13
15/16	251,884.61	15/16	252,117.37	15/16	252,350.13	15/16	252,582.88	15/16	252,815.64	15/16	253,048.40

This chart is Certified for Tank: 16 only. No changes are permissible without the written consent of GAUGE POINT CALIBRATION.

For calibration specification information, see certificate on page 1.

Tank No: 16
GAUGE POINT CALIBRATION
1-800-205-TANK

Red Hill, Pearl Harbor, Hawaii

Issue Date: 06/12/06

Capacities given in barrels of 42 U.S. gallons.

Gauge Height: 256'-07 1/2"

in/in	198 FT	in/in	198 FT	in/in	198 FT	in/in	198 FT	in/in	198 FT	in/in	199 FT
2	253,055.68	4	253,288.43	6	253,521.19	8	253,753.95	10	253,986.71	0	254,219.47
1/16	253,062.95	1/16	253,295.71	1/16	253,528.47	1/16	253,761.23	1/16	253,993.99	1/16	254,226.74
1/8	253,070.22	1/8	253,302.98	1/8	253,535.74	1/8	253,768.50	1/8	254,001.26	1/8	254,234.02
3/16	253,077.50	3/16	253,310.26	3/16	253,543.01	3/16	253,775.77	3/16	254,008.53	3/16	254,241.29
1/4	253,084.77	1/4	253,317.53	1/4	253,550.29	1/4	253,783.05	1/4	254,015.81	1/4	254,248.57
5/16	253,092.04	5/16	253,324.80	5/16	253,557.56	5/16	253,790.32	5/16	254,023.08	5/16	254,255.84
3/8	253,099.32	3/8	253,332.08	3/8	253,564.84	3/8	253,797.59	3/8	254,030.35	3/8	254,263.11
7/16	253,106.59	7/16	253,339.35	7/16	253,572.11	7/16	253,804.87	7/16	254,037.63	7/16	254,270.39
1/2	253,113.87	1/2	253,346.62	1/2	253,579.38	1/2	253,812.14	1/2	254,044.90	1/2	254,277.66
9/16	253,121.14	9/16	253,353.90	9/16	253,586.66	9/16	253,819.42	9/16	254,052.17	9/16	254,284.93
5/8	253,128.41	5/8	253,361.17	5/8	253,593.93	5/8	253,826.69	5/8	254,059.45	5/8	254,292.21
11/16	253,135.69	11/16	253,368.45	11/16	253,601.20	11/16	253,833.96	11/16	254,066.72	11/16	254,299.48
3/4	253,142.96	3/4	253,375.72	3/4	253,608.48	3/4	253,841.24	3/4	254,074.00	3/4	254,306.76
13/16	253,150.23	13/16	253,382.99	13/16	253,615.75	13/16	253,848.51	13/16	254,081.27	13/16	254,314.03
7/8	253,157.51	7/8	253,390.27	7/8	253,623.03	7/8	253,855.78	7/8	254,088.54	7/8	254,321.30
15/16	253,164.78	15/16	253,397.54	15/16	253,630.30	15/16	253,863.06	15/16	254,095.82	15/16	254,328.58
3	253,172.06	5	253,404.81	7	253,637.57	9	253,870.33	11	254,103.09	1	254,335.85
1/16	253,179.33	1/16	253,412.09	1/16	253,644.85	1/16	253,877.61	1/16	254,110.36	1/16	254,343.12
1/8	253,186.60	1/8	253,419.36	1/8	253,652.12	1/8	253,884.88	1/8	254,117.64	1/8	254,350.40
3/16	253,193.88	3/16	253,426.64	3/16	253,659.39	3/16	253,892.15	3/16	254,124.91	3/16	254,357.67
1/4	253,201.15	1/4	253,433.91	1/4	253,666.67	1/4	253,899.43	1/4	254,132.19	1/4	254,364.94
5/16	253,208.42	5/16	253,441.18	5/16	253,673.94	5/16	253,906.70	5/16	254,139.46	5/16	254,372.22
3/8	253,215.70	3/8	253,448.46	3/8	253,681.22	3/8	253,913.97	3/8	254,146.73	3/8	254,379.49
7/16	253,222.97	7/16	253,455.73	7/16	253,688.49	7/16	253,921.25	7/16	254,154.01	7/16	254,386.77
1/2	253,230.24	1/2	253,463.00	1/2	253,695.76	1/2	253,928.52	1/2	254,161.28	1/2	254,394.04
9/16	253,237.52	9/16	253,470.28	9/16	253,703.04	9/16	253,935.80	9/16	254,168.55	9/16	254,401.31
5/8	253,244.79	5/8	253,477.55	5/8	253,710.31	5/8	253,943.07	5/8	254,175.83	5/8	254,408.59
11/16	253,252.07	11/16	253,484.82	11/16	253,717.58	11/16	253,950.34	11/16	254,183.10	11/16	254,415.86
3/4	253,259.34	3/4	253,492.10	3/4	253,724.86	3/4	253,957.62	3/4	254,190.38	3/4	254,423.13
13/16	253,266.61	13/16	253,499.37	13/16	253,732.13	13/16	253,964.89	13/16	254,197.65	13/16	254,430.41
7/8	253,273.89	7/8	253,506.65	7/8	253,739.41	7/8	253,972.16	7/8	254,204.92	7/8	254,437.68
15/16	253,281.16	15/16	253,513.92	15/16	253,746.68	15/16	253,979.44	15/16	254,212.20	15/16	254,444.96

This chart is Certified for Tank: 16 only. No changes are permissible without the written consent of GAUGE POINT CALIBRATION.

For calibration specification information, see certificate on page 1.

Tank No: 16
GAUGE POINT CALIBRATION
1-800-205-TANK

Red Hill, Pearl Harbor, Hawaii

Issue Date: 06/12/06

Capacities given in barrels of 42 U.S. gallons.

Gauge Height: 256'-07 1/2"

in/in	199 FT	in/in	199 FT	in/in	199 FT	in/in	199 FT	in/in	199 FT	in/in	200 FT
2	254,452.23	4	254,684.99	6	254,917.75	8	255,150.51	10	255,383.27	0	255,616.02
1/16	254,459.50	1/16	254,692.26	1/16	254,925.02	1/16	255,157.78	1/16	255,390.54	1/16	255,623.30
1/8	254,466.78	1/8	254,699.54	1/8	254,932.29	1/8	255,165.05	1/8	255,397.81	1/8	255,630.57
3/16	254,474.05	3/16	254,706.81	3/16	254,939.57	3/16	255,172.33	3/16	255,405.09	3/16	255,637.85
1/4	254,481.32	1/4	254,714.08	1/4	254,946.84	1/4	255,179.60	1/4	255,412.36	1/4	255,645.12
5/16	254,488.60	5/16	254,721.36	5/16	254,954.12	5/16	255,186.87	5/16	255,419.63	5/16	255,652.39
3/8	254,495.87	3/8	254,728.63	3/8	254,961.39	3/8	255,194.15	3/8	255,426.91	3/8	255,659.67
7/16	254,503.15	7/16	254,735.90	7/16	254,968.66	7/16	255,201.42	7/16	255,434.18	7/16	255,666.94
1/2	254,510.42	1/2	254,743.18	1/2	254,975.94	1/2	255,208.70	1/2	255,441.45	1/2	255,674.21
9/16	254,517.69	9/16	254,750.45	9/16	254,983.21	9/16	255,215.97	9/16	255,448.73	9/16	255,681.49
5/8	254,524.97	5/8	254,757.73	5/8	254,990.48	5/8	255,223.24	5/8	255,456.00	5/8	255,688.76
11/16	254,532.24	11/16	254,765.00	11/16	254,997.76	11/16	255,230.52	11/16	255,463.28	11/16	255,696.03
3/4	254,539.51	3/4	254,772.27	3/4	255,005.03	3/4	255,237.79	3/4	255,470.55	3/4	255,703.31
13/16	254,546.79	13/16	254,779.55	13/16	255,012.31	13/16	255,245.06	13/16	255,477.82	13/16	255,710.58
7/8	254,554.06	7/8	254,786.82	7/8	255,019.58	7/8	255,252.34	7/8	255,485.10	7/8	255,717.86
15/16	254,561.34	15/16	254,794.09	15/16	255,026.85	15/16	255,259.61	15/16	255,492.37	15/16	255,725.13
3	254,568.61	5	254,801.37	7	255,034.13	9	255,266.89	11	255,499.64	1	255,732.40
1/16	254,575.88	1/16	254,808.64	1/16	255,041.40	1/16	255,274.16	1/16	255,506.92	1/16	255,739.68
1/8	254,583.16	1/8	254,815.92	1/8	255,048.67	1/8	255,281.43	1/8	255,514.19	1/8	255,746.95
3/16	254,590.43	3/16	254,823.19	3/16	255,055.95	3/16	255,288.71	3/16	255,521.47	3/16	255,754.22
1/4	254,597.70	1/4	254,830.46	1/4	255,063.22	1/4	255,295.98	1/4	255,528.74	1/4	255,761.50
5/16	254,604.98	5/16	254,837.74	5/16	255,070.50	5/16	255,303.25	5/16	255,536.01	5/16	255,768.77
3/8	254,612.25	3/8	254,845.01	3/8	255,077.77	3/8	255,310.53	3/8	255,543.29	3/8	255,776.05
7/16	254,619.52	7/16	254,852.28	7/16	255,085.04	7/16	255,317.80	7/16	255,550.56	7/16	255,783.32
1/2	254,626.80	1/2	254,859.56	1/2	255,092.32	1/2	255,325.08	1/2	255,557.83	1/2	255,790.59
9/16	254,634.07	9/16	254,866.83	9/16	255,099.59	9/16	255,332.35	9/16	255,565.11	9/16	255,797.87
5/8	254,641.35	5/8	254,874.10	5/8	255,106.86	5/8	255,339.62	5/8	255,572.38	5/8	255,805.14
11/16	254,648.62	11/16	254,881.38	11/16	255,114.14	11/16	255,346.90	11/16	255,579.66	11/16	255,812.41
3/4	254,655.89	3/4	254,888.65	3/4	255,121.41	3/4	255,354.17	3/4	255,586.93	3/4	255,819.69
13/16	254,663.17	13/16	254,895.93	13/16	255,128.69	13/16	255,361.44	13/16	255,594.20	13/16	255,826.96
7/8	254,670.44	7/8	254,903.20	7/8	255,135.96	7/8	255,368.72	7/8	255,601.48	7/8	255,834.24
15/16	254,677.71	15/16	254,910.47	15/16	255,143.23	15/16	255,375.99	15/16	255,608.75	15/16	255,841.51

This chart is Certified for Tank: 16 only. No changes are permissible without the written consent of GAUGE POINT CALIBRATION.

For calibration specification information, see certificate on page 1.

Tank No: 16
GAUGE POINT CALIBRATION
1-800-205-TANK

Red Hill, Pearl Harbor, Hawaii

Issue Date: 06/12/06

Capacities given in barrels of 42 U.S. gallons.

Gauge Height: 256'-07 1/2"

in/in	200 FT	in/in	200 FT	in/in	200 FT	in/in	200 FT	in/in	200 FT	in/in	201 FT
2	255,848.78	4	256,081.54	6	256,317.38	8	256,553.00	10	256,788.40	0	257,023.60
1/16	255,856.06	1/16	256,088.91	1/16	256,324.74	1/16	256,560.36	1/16	256,795.76	1/16	257,030.94
1/8	255,863.33	1/8	256,096.29	1/8	256,332.11	1/8	256,567.72	1/8	256,803.11	1/8	257,038.28
3/16	255,870.60	3/16	256,103.66	3/16	256,339.47	3/16	256,575.07	3/16	256,810.46	3/16	257,045.63
1/4	255,877.88	1/4	256,111.03	1/4	256,346.84	1/4	256,582.43	1/4	256,817.81	1/4	257,052.97
5/16	255,885.15	5/16	256,118.40	5/16	256,354.20	5/16	256,589.79	5/16	256,825.16	5/16	257,060.32
3/8	255,892.43	3/8	256,125.77	3/8	256,361.57	3/8	256,597.15	3/8	256,832.51	3/8	257,067.66
7/16	255,899.70	7/16	256,133.14	7/16	256,368.93	7/16	256,604.51	7/16	256,839.86	7/16	257,075.01
1/2	255,906.97	1/2	256,140.51	1/2	256,376.30	1/2	256,611.86	1/2	256,847.22	1/2	257,082.35
9/16	255,914.25	9/16	256,147.89	9/16	256,383.66	9/16	256,619.22	9/16	256,854.57	9/16	257,089.70
5/8	255,921.52	5/8	256,155.26	5/8	256,391.03	5/8	256,626.58	5/8	256,861.92	5/8	257,097.04
11/16	255,928.79	11/16	256,162.63	11/16	256,398.39	11/16	256,633.94	11/16	256,869.27	11/16	257,104.39
3/4	255,936.07	3/4	256,170.00	3/4	256,405.76	3/4	256,641.30	3/4	256,876.62	3/4	257,111.73
13/16	255,943.34	13/16	256,177.37	13/16	256,413.12	13/16	256,648.65	13/16	256,883.97	13/16	257,119.08
7/8	255,950.62	7/8	256,184.74	7/8	256,420.49	7/8	256,656.01	7/8	256,891.32	7/8	257,126.42
15/16	255,957.89	15/16	256,192.12	15/16	256,427.85	15/16	256,663.37	15/16	256,898.68	15/16	257,133.77
3	255,965.16	5	256,199.49	7	256,435.22	9	256,670.73	11	256,906.03	1	257,141.11
1/16	255,972.44	1/16	256,206.86	1/16	256,442.58	1/16	256,678.08	1/16	256,913.37	1/16	257,148.45
1/8	255,979.71	1/8	256,214.22	1/8	256,449.94	1/8	256,685.44	1/8	256,920.72	1/8	257,155.79
3/16	255,986.98	3/16	256,221.59	3/16	256,457.30	3/16	256,692.79	3/16	256,928.07	3/16	257,163.13
1/4	255,994.26	1/4	256,228.96	1/4	256,464.66	1/4	256,700.15	1/4	256,935.42	1/4	257,170.47
5/16	256,001.53	5/16	256,236.33	5/16	256,472.02	5/16	256,707.50	5/16	256,942.77	5/16	257,177.82
3/8	256,008.80	3/8	256,243.70	3/8	256,479.38	3/8	256,714.86	3/8	256,950.11	3/8	257,185.16
7/16	256,016.08	7/16	256,251.06	7/16	256,486.75	7/16	256,722.21	7/16	256,957.46	7/16	257,192.50
1/2	256,023.35	1/2	256,258.43	1/2	256,494.11	1/2	256,729.57	1/2	256,964.81	1/2	257,199.84
9/16	256,030.63	9/16	256,265.80	9/16	256,501.47	9/16	256,736.92	9/16	256,972.16	9/16	257,207.18
5/8	256,037.90	5/8	256,273.17	5/8	256,508.83	5/8	256,744.28	5/8	256,979.51	5/8	257,214.52
11/16	256,045.17	11/16	256,280.54	11/16	256,516.19	11/16	256,751.63	11/16	256,986.86	11/16	257,221.86
3/4	256,052.45	3/4	256,287.91	3/4	256,523.55	3/4	256,758.99	3/4	256,994.20	3/4	257,229.21
13/16	256,059.72	13/16	256,295.27	13/16	256,530.91	13/16	256,766.34	13/16	257,001.55	13/16	257,236.55
7/8	256,066.99	7/8	256,302.64	7/8	256,538.28	7/8	256,773.70	7/8	257,008.90	7/8	257,243.89
15/16	256,074.27	15/16	256,310.01	15/16	256,545.64	15/16	256,781.05	15/16	257,016.25	15/16	257,251.23

This chart is Certified for Tank: 16 only. No changes are permissible without the written consent of GAUGE POINT CALIBRATION.

For calibration specification information, see certificate on page 1.

Tank No: 16
GAUGE POINT CALIBRATION
1-800-205-TANK

Red Hill, Pearl Harbor, Hawaii

Issue Date: 06/12/06

Capacities given in barrels of 42 U.S. gallons.

Gauge Height: 256'-07 1/2"

in/in	201 FT	in/in	201 FT	in/in	201 FT	in/in	201 FT	in/in	201 FT	in/in	202 FT
2	257,258.57	4	257,493.33	6	257,727.88	8	257,962.21	10	258,196.32	0	258,430.22
1/16	257,265.91	1/16	257,500.66	1/16	257,735.20	1/16	257,969.52	1/16	258,203.63	1/16	258,437.53
1/8	257,273.25	1/8	257,507.99	1/8	257,742.53	1/8	257,976.84	1/8	258,210.95	1/8	258,444.83
3/16	257,280.58	3/16	257,515.32	3/16	257,749.85	3/16	257,984.16	3/16	258,218.26	3/16	258,452.14
1/4	257,287.92	1/4	257,522.66	1/4	257,757.17	1/4	257,991.48	1/4	258,225.57	1/4	258,459.44
5/16	257,295.26	5/16	257,529.99	5/16	257,764.50	5/16	257,998.80	5/16	258,232.88	5/16	258,466.75
3/8	257,302.60	3/8	257,537.32	3/8	257,771.82	3/8	258,006.11	3/8	258,240.19	3/8	258,474.05
7/16	257,309.94	7/16	257,544.65	7/16	257,779.15	7/16	258,013.43	7/16	258,247.50	7/16	258,481.36
1/2	257,317.27	1/2	257,551.98	1/2	257,786.47	1/2	258,020.75	1/2	258,254.81	1/2	258,488.66
9/16	257,324.61	9/16	257,559.31	9/16	257,793.80	9/16	258,028.07	9/16	258,262.12	9/16	258,495.96
5/8	257,331.95	5/8	257,566.64	5/8	257,801.12	5/8	258,035.39	5/8	258,269.43	5/8	258,503.27
11/16	257,339.29	11/16	257,573.97	11/16	257,808.45	11/16	258,042.70	11/16	258,276.75	11/16	258,510.57
3/4	257,346.63	3/4	257,581.31	3/4	257,815.77	3/4	258,050.02	3/4	258,284.06	3/4	258,517.88
13/16	257,353.96	13/16	257,588.64	13/16	257,823.10	13/16	258,057.34	13/16	258,291.37	13/16	258,525.18
7/8	257,361.30	7/8	257,595.97	7/8	257,830.42	7/8	258,064.66	7/8	258,298.68	7/8	258,532.49
15/16	257,368.64	15/16	257,603.30	15/16	257,837.74	15/16	258,071.97	15/16	258,305.99	15/16	258,539.79
3	257,375.98	5	257,610.63	7	257,845.07	9	258,079.29	11	258,313.30	1	258,547.09
1/16	257,383.31	1/16	257,617.96	1/16	257,852.39	1/16	258,086.61	1/16	258,320.61	1/16	258,554.40
1/8	257,390.65	1/8	257,625.29	1/8	257,859.71	1/8	258,093.92	1/8	258,327.92	1/8	258,561.70
3/16	257,397.98	3/16	257,632.61	3/16	257,867.03	3/16	258,101.24	3/16	258,335.22	3/16	258,569.00
1/4	257,405.32	1/4	257,639.94	1/4	257,874.35	1/4	258,108.55	1/4	258,342.53	1/4	258,576.30
5/16	257,412.65	5/16	257,647.27	5/16	257,881.67	5/16	258,115.86	5/16	258,349.84	5/16	258,583.60
3/8	257,419.99	3/8	257,654.60	3/8	257,889.00	3/8	258,123.18	3/8	258,357.15	3/8	258,590.90
7/16	257,427.32	7/16	257,661.93	7/16	257,896.32	7/16	258,130.49	7/16	258,364.45	7/16	258,598.20
1/2	257,434.65	1/2	257,669.25	1/2	257,903.64	1/2	258,137.81	1/2	258,371.76	1/2	258,605.50
9/16	257,441.99	9/16	257,676.58	9/16	257,910.96	9/16	258,145.12	9/16	258,379.07	9/16	258,612.80
5/8	257,449.32	5/8	257,683.91	5/8	257,918.28	5/8	258,152.44	5/8	258,386.38	5/8	258,620.11
11/16	257,456.66	11/16	257,691.24	11/16	257,925.60	11/16	258,159.75	11/16	258,393.69	11/16	258,627.41
3/4	257,463.99	3/4	257,698.56	3/4	257,932.92	3/4	258,167.07	3/4	258,400.99	3/4	258,634.71
13/16	257,471.33	13/16	257,705.89	13/16	257,940.24	13/16	258,174.38	13/16	258,408.30	13/16	258,642.01
7/8	257,478.66	7/8	257,713.22	7/8	257,947.56	7/8	258,181.69	7/8	258,415.61	7/8	258,649.31
15/16	257,486.00	15/16	257,720.55	15/16	257,954.89	15/16	258,189.01	15/16	258,422.92	15/16	258,656.61

This chart is Certified for Tank: 16 only. No changes are permissible without the written consent of GAUGE POINT CALIBRATION.

For calibration specification information, see certificate on page 1.

Tank No: 16
GAUGE POINT CALIBRATION
1-800-205-TANK

Red Hill, Pearl Harbor, Hawaii

Issue Date: 06/12/06

Capacities given in barrels of 42 U.S. gallons.

Gauge Height: 256'-07 1/2"

in/in	202 FT	in/in	202 FT	in/in	202 FT	in/in	202 FT	in/in	202 FT	in/in	203 FT
2	258,663.91	4	258,897.38	6	259,130.64	8	259,363.69	10	259,596.52	0	259,829.13
1/16	258,671.21	1/16	258,904.67	1/16	259,137.93	1/16	259,370.96	1/16	259,603.79	1/16	259,836.40
1/8	258,678.51	1/8	258,911.97	1/8	259,145.21	1/8	259,378.24	1/8	259,611.06	1/8	259,843.66
3/16	258,685.80	3/16	258,919.26	3/16	259,152.50	3/16	259,385.52	3/16	259,618.33	3/16	259,850.92
1/4	258,693.10	1/4	258,926.55	1/4	259,159.78	1/4	259,392.80	1/4	259,625.60	1/4	259,858.19
5/16	258,700.40	5/16	258,933.84	5/16	259,167.06	5/16	259,400.07	5/16	259,632.87	5/16	259,865.45
3/8	258,707.70	3/8	258,941.13	3/8	259,174.35	3/8	259,407.35	3/8	259,640.14	3/8	259,872.72
7/16	258,715.00	7/16	258,948.42	7/16	259,181.63	7/16	259,414.63	7/16	259,647.41	7/16	259,879.98
1/2	258,722.29	1/2	258,955.71	1/2	259,188.92	1/2	259,421.91	1/2	259,654.68	1/2	259,887.25
9/16	258,729.59	9/16	258,963.00	9/16	259,196.20	9/16	259,429.18	9/16	259,661.95	9/16	259,894.51
5/8	258,736.89	5/8	258,970.29	5/8	259,203.49	5/8	259,436.46	5/8	259,669.23	5/8	259,901.77
11/16	258,744.19	11/16	258,977.58	11/16	259,210.77	11/16	259,443.74	11/16	259,676.50	11/16	259,909.04
3/4	258,751.48	3/4	258,984.88	3/4	259,218.05	3/4	259,451.02	3/4	259,683.77	3/4	259,916.30
13/16	258,758.78	13/16	258,992.17	13/16	259,225.34	13/16	259,458.30	13/16	259,691.04	13/16	259,923.57
7/8	258,766.08	7/8	258,999.46	7/8	259,232.62	7/8	259,465.57	7/8	259,698.31	7/8	259,930.83
15/16	258,773.38	15/16	259,006.75	15/16	259,239.91	15/16	259,472.85	15/16	259,705.58	15/16	259,938.10
3	258,780.67	5	259,014.04	7	259,247.19	9	259,480.13	11	259,712.85	1	259,945.36
1/16	258,787.97	1/16	259,021.33	1/16	259,254.47	1/16	259,487.40	1/16	259,720.12	1/16	259,952.62
1/8	258,795.26	1/8	259,028.62	1/8	259,261.75	1/8	259,494.68	1/8	259,727.39	1/8	259,959.88
3/16	258,802.56	3/16	259,035.90	3/16	259,269.03	3/16	259,501.95	3/16	259,734.65	3/16	259,967.14
1/4	258,809.85	1/4	259,043.19	1/4	259,276.31	1/4	259,509.23	1/4	259,741.92	1/4	259,974.40
5/16	258,817.15	5/16	259,050.48	5/16	259,283.60	5/16	259,516.50	5/16	259,749.19	5/16	259,981.66
3/8	258,824.44	3/8	259,057.77	3/8	259,290.88	3/8	259,523.77	3/8	259,756.46	3/8	259,988.93
7/16	258,831.73	7/16	259,065.05	7/16	259,298.16	7/16	259,531.05	7/16	259,763.72	7/16	259,996.19
1/2	258,839.03	1/2	259,072.34	1/2	259,305.44	1/2	259,538.32	1/2	259,770.99	1/2	260,003.45
9/16	258,846.32	9/16	259,079.63	9/16	259,312.72	9/16	259,545.60	9/16	259,778.26	9/16	260,010.71
5/8	258,853.62	5/8	259,086.92	5/8	259,320.00	5/8	259,552.87	5/8	259,785.53	5/8	260,017.97
11/16	258,860.91	11/16	259,094.20	11/16	259,327.28	11/16	259,560.14	11/16	259,792.79	11/16	260,025.23
3/4	258,868.21	3/4	259,101.49	3/4	259,334.56	3/4	259,567.42	3/4	259,800.06	3/4	260,032.49
13/16	258,875.50	13/16	259,108.78	13/16	259,341.84	13/16	259,574.69	13/16	259,807.33	13/16	260,039.75
7/8	258,882.80	7/8	259,116.07	7/8	259,349.12	7/8	259,581.97	7/8	259,814.60	7/8	260,047.01
15/16	258,890.09	15/16	259,123.35	15/16	259,356.41	15/16	259,589.24	15/16	259,821.86	15/16	260,054.27

This chart is Certified for Tank: 16 only. No changes are permissible without the written consent of GAUGE POINT CALIBRATION.

For calibration specification information, see certificate on page 1.

Tank No: 16
GAUGE POINT CALIBRATION
1-800-205-TANK

Red Hill, Pearl Harbor, Hawaii

Issue Date: 06/12/06

Capacities given in barrels of 42 U.S. gallons.

Gauge Height: 256'-07 1/2"

in/in	203 FT	in/in	203 FT	in/in	203 FT	in/in	203 FT	in/in	203 FT	in/in	204 FT
2	260,061.53	4	260,293.72	6	260,525.70	8	260,757.46	10	260,989.01	0	261,220.34
1/16	260,068.79	1/16	260,300.97	1/16	260,532.94	1/16	260,764.70	1/16	260,996.24	1/16	261,227.56
1/8	260,076.05	1/8	260,308.22	1/8	260,540.19	1/8	260,771.93	1/8	261,003.47	1/8	261,234.79
3/16	260,083.31	3/16	260,315.48	3/16	260,547.43	3/16	260,779.17	3/16	261,010.70	3/16	261,242.01
1/4	260,090.56	1/4	260,322.73	1/4	260,554.67	1/4	260,786.41	1/4	261,017.93	1/4	261,249.24
5/16	260,097.82	5/16	260,329.98	5/16	260,561.92	5/16	260,793.65	5/16	261,025.16	5/16	261,256.46
3/8	260,105.08	3/8	260,337.23	3/8	260,569.16	3/8	260,800.88	3/8	261,032.39	3/8	261,263.68
7/16	260,112.34	7/16	260,344.48	7/16	260,576.41	7/16	260,808.12	7/16	261,039.62	7/16	261,270.91
1/2	260,119.59	1/2	260,351.73	1/2	260,583.65	1/2	260,815.36	1/2	261,046.85	1/2	261,278.13
9/16	260,126.85	9/16	260,358.98	9/16	260,590.89	9/16	260,822.60	9/16	261,054.08	9/16	261,285.36
5/8	260,134.11	5/8	260,366.23	5/8	260,598.14	5/8	260,829.83	5/8	261,061.31	5/8	261,292.58
11/16	260,141.37	11/16	260,373.48	11/16	260,605.38	11/16	260,837.07	11/16	261,068.54	11/16	261,299.81
3/4	260,148.62	3/4	260,380.73	3/4	260,612.63	3/4	260,844.31	3/4	261,075.78	3/4	261,307.03
13/16	260,155.88	13/16	260,387.98	13/16	260,619.87	13/16	260,851.55	13/16	261,083.01	13/16	261,314.25
7/8	260,163.14	7/8	260,395.23	7/8	260,627.12	7/8	260,858.78	7/8	261,090.24	7/8	261,321.48
15/16	260,170.40	15/16	260,402.49	15/16	260,634.36	15/16	260,866.02	15/16	261,097.47	15/16	261,328.70
3	260,177.66	5	260,409.74	7	260,641.60	9	260,873.26	11	261,104.70	1	261,335.93
1/16	260,184.91	1/16	260,416.98	1/16	260,648.85	1/16	260,880.49	1/16	261,111.93	1/16	261,343.15
1/8	260,192.16	1/8	260,424.23	1/8	260,656.09	1/8	260,887.73	1/8	261,119.15	1/8	261,350.37
3/16	260,199.42	3/16	260,431.48	3/16	260,663.33	3/16	260,894.96	3/16	261,126.38	3/16	261,357.59
1/4	260,206.67	1/4	260,438.73	1/4	260,670.57	1/4	260,902.20	1/4	261,133.61	1/4	261,364.81
5/16	260,213.93	5/16	260,445.97	5/16	260,677.81	5/16	260,909.43	5/16	261,140.84	5/16	261,372.03
3/8	260,221.18	3/8	260,453.22	3/8	260,685.05	3/8	260,916.66	3/8	261,148.06	3/8	261,379.25
7/16	260,228.43	7/16	260,460.47	7/16	260,692.29	7/16	260,923.90	7/16	261,155.29	7/16	261,386.47
1/2	260,235.69	1/2	260,467.72	1/2	260,699.53	1/2	260,931.13	1/2	261,162.52	1/2	261,393.69
9/16	260,242.94	9/16	260,474.96	9/16	260,706.77	9/16	260,938.37	9/16	261,169.75	9/16	261,400.91
5/8	260,250.20	5/8	260,482.21	5/8	260,714.01	5/8	260,945.60	5/8	261,176.97	5/8	261,408.14
11/16	260,257.45	11/16	260,489.46	11/16	260,721.25	11/16	260,952.83	11/16	261,184.20	11/16	261,415.36
3/4	260,264.71	3/4	260,496.71	3/4	260,728.49	3/4	260,960.07	3/4	261,191.43	3/4	261,422.58
13/16	260,271.96	13/16	260,503.95	13/16	260,735.74	13/16	260,967.30	13/16	261,198.66	13/16	261,429.80
7/8	260,279.21	7/8	260,511.20	7/8	260,742.98	7/8	260,974.54	7/8	261,205.88	7/8	261,437.02
15/16	260,286.47	15/16	260,518.45	15/16	260,750.22	15/16	260,981.77	15/16	261,213.11	15/16	261,444.24

This chart is Certified for Tank: 16 only. No changes are permissible without the written consent of GAUGE POINT CALIBRATION.

For calibration specification information, see certificate on page 1.

Tank No: 16
GAUGE POINT CALIBRATION
1-800-205-TANK

Red Hill, Pearl Harbor, Hawaii

Issue Date: 06/12/06

Capacities given in barrels of 42 U.S. gallons.

Gauge Height: 256'-07 1/2"

in/in	204 FT	in/in	204 FT	in/in	204 FT	in/in	204 FT	in/in	204 FT	in/in	205 FT
2	261,451.46	4	261,682.37	6	261,913.06	8	262,143.54	10	262,373.81	0	262,603.87
1/16	261,458.68	1/16	261,689.58	1/16	261,920.27	1/16	262,150.74	1/16	262,381.00	1/16	262,611.05
1/8	261,465.90	1/8	261,696.79	1/8	261,927.47	1/8	262,157.94	1/8	262,388.19	1/8	262,618.24
3/16	261,473.11	3/16	261,704.00	3/16	261,934.67	3/16	262,165.14	3/16	262,395.38	3/16	262,625.42
1/4	261,480.33	1/4	261,711.21	1/4	261,941.88	1/4	262,172.33	1/4	262,402.58	1/4	262,632.60
5/16	261,487.55	5/16	261,718.42	5/16	261,949.08	5/16	262,179.53	5/16	262,409.77	5/16	262,639.79
3/8	261,494.77	3/8	261,725.63	3/8	261,956.29	3/8	262,186.73	3/8	262,416.96	3/8	262,646.97
7/16	261,501.98	7/16	261,732.84	7/16	261,963.49	7/16	262,193.93	7/16	262,424.15	7/16	262,654.16
1/2	261,509.20	1/2	261,740.05	1/2	261,970.70	1/2	262,201.12	1/2	262,431.34	1/2	262,661.34
9/16	261,516.42	9/16	261,747.27	9/16	261,977.90	9/16	262,208.32	9/16	262,438.53	9/16	262,668.53
5/8	261,523.64	5/8	261,754.48	5/8	261,985.10	5/8	262,215.52	5/8	262,445.72	5/8	262,675.71
11/16	261,530.85	11/16	261,761.69	11/16	261,992.31	11/16	262,222.72	11/16	262,452.91	11/16	262,682.89
3/4	261,538.07	3/4	261,768.90	3/4	261,999.51	3/4	262,229.91	3/4	262,460.10	3/4	262,690.08
13/16	261,545.29	13/16	261,776.11	13/16	262,006.72	13/16	262,237.11	13/16	262,467.29	13/16	262,697.26
7/8	261,552.51	7/8	261,783.32	7/8	262,013.92	7/8	262,244.31	7/8	262,474.48	7/8	262,704.45
15/16	261,559.72	15/16	261,790.53	15/16	262,021.13	15/16	262,251.51	15/16	262,481.68	15/16	262,711.63
3	261,566.94	5	261,797.74	7	262,028.33	9	262,258.70	11	262,488.87	1	262,718.82
1/16	261,574.15	1/16	261,804.95	1/16	262,035.53	1/16	262,265.90	1/16	262,496.05	1/16	262,726.00
1/8	261,581.37	1/8	261,812.16	1/8	262,042.73	1/8	262,273.09	1/8	262,503.24	1/8	262,733.18
3/16	261,588.58	3/16	261,819.36	3/16	262,049.93	3/16	262,280.29	3/16	262,510.43	3/16	262,740.36
1/4	261,595.80	1/4	261,826.57	1/4	262,057.13	1/4	262,287.48	1/4	262,517.62	1/4	262,747.54
5/16	261,603.01	5/16	261,833.78	5/16	262,064.33	5/16	262,294.68	5/16	262,524.80	5/16	262,754.72
3/8	261,610.23	3/8	261,840.99	3/8	262,071.53	3/8	262,301.87	3/8	262,531.99	3/8	262,761.90
7/16	261,617.44	7/16	261,848.19	7/16	262,078.74	7/16	262,309.06	7/16	262,539.18	7/16	262,769.08
1/2	261,624.65	1/2	261,855.40	1/2	262,085.94	1/2	262,316.26	1/2	262,546.37	1/2	262,776.26
9/16	261,631.87	9/16	261,862.61	9/16	262,093.14	9/16	262,323.45	9/16	262,553.55	9/16	262,783.44
5/8	261,639.08	5/8	261,869.82	5/8	262,100.34	5/8	262,330.65	5/8	262,560.74	5/8	262,790.63
11/16	261,646.30	11/16	261,877.02	11/16	262,107.54	11/16	262,337.84	11/16	262,567.93	11/16	262,797.81
3/4	261,653.51	3/4	261,884.23	3/4	262,114.74	3/4	262,345.04	3/4	262,575.12	3/4	262,804.99
13/16	261,660.73	13/16	261,891.44	13/16	262,121.94	13/16	262,352.23	13/16	262,582.30	13/16	262,812.17
7/8	261,667.94	7/8	261,898.65	7/8	262,129.14	7/8	262,359.42	7/8	262,589.49	7/8	262,819.35
15/16	261,675.15	15/16	261,905.85	15/16	262,136.34	15/16	262,366.62	15/16	262,596.68	15/16	262,826.53

This chart is Certified for Tank: 16 only. No changes are permissible without the written consent of GAUGE POINT CALIBRATION.

For calibration specification information, see certificate on page 1.

Tank No: 16
GAUGE POINT CALIBRATION
1-800-205-TANK

Red Hill, Pearl Harbor, Hawaii

Issue Date: 06/12/06

Capacities given in barrels of 42 U.S. gallons.

Gauge Height: 256'-07 1/2"

in/in	205 FT	in/in	205 FT	in/in	205 FT	in/in	205 FT	in/in	205 FT	in/in	206 FT
2	262,833.71	4	263,063.34	6	263,292.76	8	263,521.96	10	263,750.96	0	263,979.74
1/16	262,840.89	1/16	263,070.51	1/16	263,299.92	1/16	263,529.12	1/16	263,758.11	1/16	263,986.88
1/8	262,848.07	1/8	263,077.68	1/8	263,307.09	1/8	263,536.28	1/8	263,765.26	1/8	263,994.03
3/16	262,855.24	3/16	263,084.85	3/16	263,314.25	3/16	263,543.44	3/16	263,772.41	3/16	264,001.17
1/4	262,862.42	1/4	263,092.02	1/4	263,321.42	1/4	263,550.59	1/4	263,779.56	1/4	264,008.32
5/16	262,869.60	5/16	263,099.20	5/16	263,328.58	5/16	263,557.75	5/16	263,786.71	5/16	264,015.46
3/8	262,876.78	3/8	263,106.37	3/8	263,335.74	3/8	263,564.91	3/8	263,793.86	3/8	264,022.60
7/16	262,883.95	7/16	263,113.54	7/16	263,342.91	7/16	263,572.07	7/16	263,801.01	7/16	264,029.75
1/2	262,891.13	1/2	263,120.71	1/2	263,350.07	1/2	263,579.23	1/2	263,808.17	1/2	264,036.89
9/16	262,898.31	9/16	263,127.88	9/16	263,357.24	9/16	263,586.38	9/16	263,815.32	9/16	264,044.04
5/8	262,905.49	5/8	263,135.05	5/8	263,364.40	5/8	263,593.54	5/8	263,822.47	5/8	264,051.18
11/16	262,912.66	11/16	263,142.22	11/16	263,371.57	11/16	263,600.70	11/16	263,829.62	11/16	264,058.33
3/4	262,919.84	3/4	263,149.39	3/4	263,378.73	3/4	263,607.86	3/4	263,836.77	3/4	264,065.47
13/16	262,927.02	13/16	263,156.56	13/16	263,385.89	13/16	263,615.01	13/16	263,843.92	13/16	264,072.62
7/8	262,934.20	7/8	263,163.73	7/8	263,393.06	7/8	263,622.17	7/8	263,851.07	7/8	264,079.76
15/16	262,941.37	15/16	263,170.91	15/16	263,400.22	15/16	263,629.33	15/16	263,858.22	15/16	264,086.90
3	262,948.55	5	263,178.08	7	263,407.39	9	263,636.49	11	263,865.37	1	264,094.05
1/16	262,955.73	1/16	263,185.24	1/16	263,414.55	1/16	263,643.64	1/16	263,872.52	1/16	264,101.19
1/8	262,962.90	1/8	263,192.41	1/8	263,421.71	1/8	263,650.80	1/8	263,879.67	1/8	264,108.33
3/16	262,970.08	3/16	263,199.58	3/16	263,428.87	3/16	263,657.95	3/16	263,886.82	3/16	264,115.47
1/4	262,977.25	1/4	263,206.75	1/4	263,436.03	1/4	263,665.10	1/4	263,893.97	1/4	264,122.61
5/16	262,984.42	5/16	263,213.91	5/16	263,443.19	5/16	263,672.26	5/16	263,901.11	5/16	264,129.75
3/8	262,991.60	3/8	263,221.08	3/8	263,450.35	3/8	263,679.41	3/8	263,908.26	3/8	264,136.90
7/16	262,998.77	7/16	263,228.25	7/16	263,457.52	7/16	263,686.57	7/16	263,915.41	7/16	264,144.04
1/2	263,005.95	1/2	263,235.42	1/2	263,464.68	1/2	263,693.72	1/2	263,922.56	1/2	264,151.18
9/16	263,013.12	9/16	263,242.59	9/16	263,471.84	9/16	263,700.88	9/16	263,929.70	9/16	264,158.32
5/8	263,020.30	5/8	263,249.75	5/8	263,479.00	5/8	263,708.03	5/8	263,936.85	5/8	264,165.46
11/16	263,027.47	11/16	263,256.92	11/16	263,486.16	11/16	263,715.19	11/16	263,944.00	11/16	264,172.60
3/4	263,034.64	3/4	263,264.09	3/4	263,493.32	3/4	263,722.34	3/4	263,951.15	3/4	264,179.74
13/16	263,041.82	13/16	263,271.26	13/16	263,500.48	13/16	263,729.49	13/16	263,958.29	13/16	264,186.88
7/8	263,048.99	7/8	263,278.42	7/8	263,507.64	7/8	263,736.65	7/8	263,965.44	7/8	264,194.02
15/16	263,056.17	15/16	263,285.59	15/16	263,514.80	15/16	263,743.80	15/16	263,972.59	15/16	264,201.17

This chart is Certified for Tank: 16 only. No changes are permissible without the written consent of GAUGE POINT CALIBRATION.

For calibration specification information, see certificate on page 1.

Tank No: 16
GAUGE POINT CALIBRATION
1-800-205-TANK

Red Hill, Pearl Harbor, Hawaii

Issue Date: 06/12/06

Capacities given in barrels of 42 U.S. gallons.

Gauge Height: 256'-07 1/2"

in/in	206 FT	in/in	206 FT	in/in	206 FT	in/in	206 FT	in/in	206 FT	in/in	207 FT
2	264,208.31	4	264,436.66	6	264,664.81	8	264,892.74	10	265,120.46	0	265,347.97
1/16	264,215.44	1/16	264,443.79	1/16	264,671.93	1/16	264,899.86	1/16	265,127.57	1/16	265,355.08
1/8	264,222.58	1/8	264,450.93	1/8	264,679.06	1/8	264,906.98	1/8	265,134.68	1/8	265,362.18
3/16	264,229.72	3/16	264,458.06	3/16	264,686.18	3/16	264,914.09	3/16	265,141.80	3/16	265,369.29
1/4	264,236.86	1/4	264,465.19	1/4	264,693.31	1/4	264,921.21	1/4	265,148.91	1/4	265,376.39
5/16	264,244.00	5/16	264,472.32	5/16	264,700.43	5/16	264,928.33	5/16	265,156.02	5/16	265,383.50
3/8	264,251.13	3/8	264,479.45	3/8	264,707.56	3/8	264,935.45	3/8	265,163.13	3/8	265,390.60
7/16	264,258.27	7/16	264,486.58	7/16	264,714.68	7/16	264,942.57	7/16	265,170.24	7/16	265,397.70
1/2	264,265.41	1/2	264,493.71	1/2	264,721.80	1/2	264,949.68	1/2	265,177.35	1/2	265,404.81
9/16	264,272.55	9/16	264,500.84	9/16	264,728.93	9/16	264,956.80	9/16	265,184.46	9/16	265,411.91
5/8	264,279.68	5/8	264,507.98	5/8	264,736.05	5/8	264,963.92	5/8	265,191.58	5/8	265,419.02
11/16	264,286.82	11/16	264,515.11	11/16	264,743.18	11/16	264,971.04	11/16	265,198.69	11/16	265,426.12
3/4	264,293.96	3/4	264,522.24	3/4	264,750.30	3/4	264,978.16	3/4	265,205.80	3/4	265,433.23
13/16	264,301.10	13/16	264,529.37	13/16	264,757.43	13/16	264,985.27	13/16	265,212.91	13/16	265,440.33
7/8	264,308.24	7/8	264,536.50	7/8	264,764.55	7/8	264,992.39	7/8	265,220.02	7/8	265,447.44
15/16	264,315.37	15/16	264,543.63	15/16	264,771.68	15/16	264,999.51	15/16	265,227.13	15/16	265,454.54
3	264,322.51	5	264,550.76	7	264,778.80	9	265,006.63	11	265,234.24	1	265,461.65
1/16	264,329.65	1/16	264,557.89	1/16	264,785.92	1/16	265,013.74	1/16	265,241.35	1/16	265,468.75
1/8	264,336.78	1/8	264,565.02	1/8	264,793.04	1/8	265,020.86	1/8	265,248.46	1/8	265,475.85
3/16	264,343.91	3/16	264,572.15	3/16	264,800.16	3/16	265,027.97	3/16	265,255.57	3/16	265,482.95
1/4	264,351.05	1/4	264,579.27	1/4	264,807.29	1/4	265,035.09	1/4	265,262.68	1/4	265,490.05
5/16	264,358.18	5/16	264,586.40	5/16	264,814.41	5/16	265,042.20	5/16	265,269.78	5/16	265,497.15
3/8	264,365.32	3/8	264,593.53	3/8	264,821.53	3/8	265,049.32	3/8	265,276.89	3/8	265,504.26
7/16	264,372.45	7/16	264,600.66	7/16	264,828.65	7/16	265,056.43	7/16	265,284.00	7/16	265,511.36
1/2	264,379.59	1/2	264,607.79	1/2	264,835.77	1/2	265,063.55	1/2	265,291.11	1/2	265,518.46
9/16	264,386.72	9/16	264,614.91	9/16	264,842.89	9/16	265,070.66	9/16	265,298.22	9/16	265,525.56
5/8	264,393.86	5/8	264,622.04	5/8	264,850.01	5/8	265,077.77	5/8	265,305.32	5/8	265,532.66
11/16	264,400.99	11/16	264,629.17	11/16	264,857.13	11/16	265,084.89	11/16	265,312.43	11/16	265,539.76
3/4	264,408.13	3/4	264,636.30	3/4	264,864.26	3/4	265,092.00	3/4	265,319.54	3/4	265,546.86
13/16	264,415.26	13/16	264,643.42	13/16	264,871.38	13/16	265,099.12	13/16	265,326.65	13/16	265,553.97
7/8	264,422.39	7/8	264,650.55	7/8	264,878.50	7/8	265,106.23	7/8	265,333.76	7/8	265,561.07
15/16	264,429.53	15/16	264,657.68	15/16	264,885.62	15/16	265,113.35	15/16	265,340.86	15/16	265,568.17

This chart is Certified for Tank: 16 only. No changes are permissible without the written consent of GAUGE POINT CALIBRATION.

For calibration specification information, see certificate on page 1.

Tank No: 16
GAUGE POINT CALIBRATION
1-800-205-TANK

Red Hill, Pearl Harbor, Hawaii

Issue Date: 06/12/06

Capacities given in barrels of 42 U.S. gallons.

Gauge Height: 256'-07 1/2"

in/in	207 FT	in/in	207 FT	in/in	207 FT	in/in	207 FT	in/in	207 FT	in/in	208 FT
2	265,575.27	4	265,802.36	6	266,029.23	8	266,255.90	10	266,482.35	0	266,708.59
1/16	265,582.37	1/16	265,809.45	1/16	266,036.32	1/16	266,262.97	1/16	266,489.42	1/16	266,715.66
1/8	265,589.47	1/8	265,816.54	1/8	266,043.40	1/8	266,270.05	1/8	266,496.49	1/8	266,722.72
3/16	265,596.56	3/16	265,823.63	3/16	266,050.49	3/16	266,277.13	3/16	266,503.56	3/16	266,729.79
1/4	265,603.66	1/4	265,830.72	1/4	266,057.57	1/4	266,284.21	1/4	266,510.63	1/4	266,736.85
5/16	265,610.76	5/16	265,837.81	5/16	266,064.66	5/16	266,291.29	5/16	266,517.71	5/16	266,743.92
3/8	265,617.86	3/8	265,844.91	3/8	266,071.74	3/8	266,298.37	3/8	266,524.78	3/8	266,750.98
7/16	265,624.96	7/16	265,852.00	7/16	266,078.83	7/16	266,305.44	7/16	266,531.85	7/16	266,758.05
1/2	265,632.05	1/2	265,859.09	1/2	266,085.91	1/2	266,312.52	1/2	266,538.92	1/2	266,765.11
9/16	265,639.15	9/16	265,866.18	9/16	266,093.00	9/16	266,319.60	9/16	266,545.99	9/16	266,772.18
5/8	265,646.25	5/8	265,873.27	5/8	266,100.08	5/8	266,326.68	5/8	266,553.07	5/8	266,779.24
11/16	265,653.35	11/16	265,880.36	11/16	266,107.17	11/16	266,333.76	11/16	266,560.14	11/16	266,786.31
3/4	265,660.45	3/4	265,887.45	3/4	266,114.25	3/4	266,340.83	3/4	266,567.21	3/4	266,793.37
13/16	265,667.54	13/16	265,894.55	13/16	266,121.34	13/16	266,347.91	13/16	266,574.28	13/16	266,800.44
7/8	265,674.64	7/8	265,901.64	7/8	266,128.42	7/8	266,354.99	7/8	266,581.35	7/8	266,807.50
15/16	265,681.74	15/16	265,908.73	15/16	266,135.50	15/16	266,362.07	15/16	266,588.42	15/16	266,814.57
3	265,688.84	5	265,915.82	7	266,142.59	9	266,369.15	11	266,595.50	1	266,821.63
1/16	265,695.93	1/16	265,922.91	1/16	266,149.67	1/16	266,376.22	1/16	266,602.56	1/16	266,828.69
1/8	265,703.03	1/8	265,930.00	1/8	266,156.75	1/8	266,383.30	1/8	266,609.63	1/8	266,835.76
3/16	265,710.12	3/16	265,937.08	3/16	266,163.83	3/16	266,390.37	3/16	266,616.70	3/16	266,842.82
1/4	265,717.22	1/4	265,944.17	1/4	266,170.92	1/4	266,397.45	1/4	266,623.77	1/4	266,849.88
5/16	265,724.31	5/16	265,951.26	5/16	266,178.00	5/16	266,404.52	5/16	266,630.84	5/16	266,856.94
3/8	265,731.41	3/8	265,958.35	3/8	266,185.08	3/8	266,411.60	3/8	266,637.91	3/8	266,864.00
7/16	265,738.50	7/16	265,965.44	7/16	266,192.16	7/16	266,418.67	7/16	266,644.97	7/16	266,871.06
1/2	265,745.60	1/2	265,972.53	1/2	266,199.24	1/2	266,425.75	1/2	266,652.04	1/2	266,878.13
9/16	265,752.69	9/16	265,979.61	9/16	266,206.32	9/16	266,432.82	9/16	266,659.11	9/16	266,885.19
5/8	265,759.79	5/8	265,986.70	5/8	266,213.41	5/8	266,439.90	5/8	266,666.18	5/8	266,892.25
11/16	265,766.88	11/16	265,993.79	11/16	266,220.49	11/16	266,446.97	11/16	266,673.25	11/16	266,899.31
3/4	265,773.98	3/4	266,000.88	3/4	266,227.57	3/4	266,454.05	3/4	266,680.32	3/4	266,906.37
13/16	265,781.07	13/16	266,007.97	13/16	266,234.65	13/16	266,461.12	13/16	266,687.38	13/16	266,913.44
7/8	265,788.17	7/8	266,015.05	7/8	266,241.73	7/8	266,468.20	7/8	266,694.45	7/8	266,920.50
15/16	265,795.26	15/16	266,022.14	15/16	266,248.81	15/16	266,475.27	15/16	266,701.52	15/16	266,927.56

This chart is Certified for Tank: 16 only. No changes are permissible without the written consent of GAUGE POINT CALIBRATION.

For calibration specification information, see certificate on page 1.

Tank No: 16
GAUGE POINT CALIBRATION
1-800-205-TANK

Red Hill, Pearl Harbor, Hawaii

Issue Date: 06/12/06

Capacities given in barrels of 42 U.S. gallons.

Gauge Height: 256'-07 1/2"

in/in	208 FT	in/in	208 FT	in/in	208 FT	in/in	208 FT	in/in	208 FT	in/in	209 FT
2	266,934.62	4	267,160.44	6	267,386.05	8	267,611.45	10	267,836.64	0	268,061.61
1/16	266,941.68	1/16	267,167.49	1/16	267,393.10	1/16	267,618.49	1/16	267,843.67	1/16	268,068.64
1/8	266,948.74	1/8	267,174.54	1/8	267,400.14	1/8	267,625.53	1/8	267,850.70	1/8	268,075.67
3/16	266,955.80	3/16	267,181.60	3/16	267,407.19	3/16	267,632.56	3/16	267,857.73	3/16	268,082.69
1/4	266,962.85	1/4	267,188.65	1/4	267,414.23	1/4	267,639.60	1/4	267,864.77	1/4	268,089.72
5/16	266,969.91	5/16	267,195.70	5/16	267,421.28	5/16	267,646.64	5/16	267,871.80	5/16	268,096.74
3/8	266,976.97	3/8	267,202.75	3/8	267,428.32	3/8	267,653.68	3/8	267,878.83	3/8	268,103.77
7/16	266,984.03	7/16	267,209.80	7/16	267,435.37	7/16	267,660.72	7/16	267,885.86	7/16	268,110.79
1/2	266,991.09	1/2	267,216.86	1/2	267,442.41	1/2	267,667.76	1/2	267,892.89	1/2	268,117.82
9/16	266,998.15	9/16	267,223.91	9/16	267,449.46	9/16	267,674.80	9/16	267,899.93	9/16	268,124.84
5/8	267,005.21	5/8	267,230.96	5/8	267,456.50	5/8	267,681.84	5/8	267,906.96	5/8	268,131.87
11/16	267,012.26	11/16	267,238.01	11/16	267,463.55	11/16	267,688.87	11/16	267,913.99	11/16	268,138.90
3/4	267,019.32	3/4	267,245.06	3/4	267,470.59	3/4	267,695.91	3/4	267,921.02	3/4	268,145.92
13/16	267,026.38	13/16	267,252.12	13/16	267,477.64	13/16	267,702.95	13/16	267,928.05	13/16	268,152.95
7/8	267,033.44	7/8	267,259.17	7/8	267,484.68	7/8	267,709.99	7/8	267,935.09	7/8	268,159.97
15/16	267,040.50	15/16	267,266.22	15/16	267,491.73	15/16	267,717.03	15/16	267,942.12	15/16	268,167.00
3	267,047.56	5	267,273.27	7	267,498.78	9	267,724.07	11	267,949.15	1	268,174.02
1/16	267,054.61	1/16	267,280.32	1/16	267,505.82	1/16	267,731.10	1/16	267,956.18	1/16	268,181.05
1/8	267,061.67	1/8	267,287.37	1/8	267,512.86	1/8	267,738.14	1/8	267,963.21	1/8	268,188.07
3/16	267,068.72	3/16	267,294.42	3/16	267,519.90	3/16	267,745.18	3/16	267,970.24	3/16	268,195.09
1/4	267,075.78	1/4	267,301.47	1/4	267,526.94	1/4	267,752.21	1/4	267,977.27	1/4	268,202.11
5/16	267,082.83	5/16	267,308.51	5/16	267,533.99	5/16	267,759.25	5/16	267,984.30	5/16	268,209.14
3/8	267,089.89	3/8	267,315.56	3/8	267,541.03	3/8	267,766.28	3/8	267,991.32	3/8	268,216.16
7/16	267,096.94	7/16	267,322.61	7/16	267,548.07	7/16	267,773.32	7/16	267,998.35	7/16	268,223.18
1/2	267,104.00	1/2	267,329.66	1/2	267,555.11	1/2	267,780.35	1/2	268,005.38	1/2	268,230.20
9/16	267,111.05	9/16	267,336.71	9/16	267,562.15	9/16	267,787.39	9/16	268,012.41	9/16	268,237.22
5/8	267,118.11	5/8	267,343.76	5/8	267,569.20	5/8	267,794.42	5/8	268,019.44	5/8	268,244.25
11/16	267,125.16	11/16	267,350.81	11/16	267,576.24	11/16	267,801.46	11/16	268,026.47	11/16	268,251.27
3/4	267,132.22	3/4	267,357.86	3/4	267,583.28	3/4	267,808.49	3/4	268,033.50	3/4	268,258.29
13/16	267,139.28	13/16	267,364.90	13/16	267,590.32	13/16	267,815.53	13/16	268,040.53	13/16	268,265.31
7/8	267,146.33	7/8	267,371.95	7/8	267,597.36	7/8	267,822.57	7/8	268,047.56	7/8	268,272.34
15/16	267,153.39	15/16	267,379.00	15/16	267,604.41	15/16	267,829.60	15/16	268,054.59	15/16	268,279.36

This chart is Certified for Tank: 16 only. No changes are permissible without the written consent of GAUGE POINT CALIBRATION.

For calibration specification information, see certificate on page 1.

Tank No: 16
GAUGE POINT CALIBRATION
1-800-205-TANK

Red Hill, Pearl Harbor, Hawaii

Issue Date: 06/12/06

Capacities given in barrels of 42 U.S. gallons.

Gauge Height: 256'-07 1/2"

in/in	209 FT	in/in	209 FT	in/in	209 FT	in/in	209 FT	in/in	209 FT	in/in	210 FT
2	268,286.38	4	268,510.94	6	268,735.28	8	268,959.42	10	269,183.35	0	269,407.07
1/16	268,293.40	1/16	268,517.95	1/16	268,742.29	1/16	268,966.42	1/16	269,190.34	1/16	269,414.05
1/8	268,300.42	1/8	268,524.96	1/8	268,749.30	1/8	268,973.42	1/8	269,197.33	1/8	269,421.04
3/16	268,307.44	3/16	268,531.98	3/16	268,756.30	3/16	268,980.42	3/16	269,204.33	3/16	269,428.02
1/4	268,314.46	1/4	268,538.99	1/4	268,763.31	1/4	268,987.42	1/4	269,211.32	1/4	269,435.01
5/16	268,321.48	5/16	268,546.00	5/16	268,770.31	5/16	268,994.42	5/16	269,218.31	5/16	269,442.00
3/8	268,328.50	3/8	268,553.01	3/8	268,777.32	3/8	269,001.42	3/8	269,225.31	3/8	269,448.98
7/16	268,335.51	7/16	268,560.03	7/16	268,784.33	7/16	269,008.42	7/16	269,232.30	7/16	269,455.97
1/2	268,342.53	1/2	268,567.04	1/2	268,791.33	1/2	269,015.42	1/2	269,239.29	1/2	269,462.96
9/16	268,349.55	9/16	268,574.05	9/16	268,798.34	9/16	269,022.42	9/16	269,246.28	9/16	269,469.94
5/8	268,356.57	5/8	268,581.06	5/8	268,805.34	5/8	269,029.42	5/8	269,253.28	5/8	269,476.93
11/16	268,363.59	11/16	268,588.08	11/16	268,812.35	11/16	269,036.41	11/16	269,260.27	11/16	269,483.91
3/4	268,370.61	3/4	268,595.09	3/4	268,819.36	3/4	269,043.41	3/4	269,267.26	3/4	269,490.90
13/16	268,377.63	13/16	268,602.10	13/16	268,826.36	13/16	269,050.41	13/16	269,274.25	13/16	269,497.89
7/8	268,384.65	7/8	268,609.11	7/8	268,833.37	7/8	269,057.41	7/8	269,281.25	7/8	269,504.87
15/16	268,391.67	15/16	268,616.13	15/16	268,840.37	15/16	269,064.41	15/16	269,288.24	15/16	269,511.86
3	268,398.69	5	268,623.14	7	268,847.38	9	269,071.41	11	269,295.23	1	269,518.85
1/16	268,405.70	1/16	268,630.15	1/16	268,854.38	1/16	269,078.41	1/16	269,302.22	1/16	269,525.83
1/8	268,412.72	1/8	268,637.16	1/8	268,861.38	1/8	269,085.40	1/8	269,309.21	1/8	269,532.81
3/16	268,419.73	3/16	268,644.17	3/16	268,868.39	3/16	269,092.40	3/16	269,316.20	3/16	269,539.79
1/4	268,426.75	1/4	268,651.17	1/4	268,875.39	1/4	269,099.40	1/4	269,323.19	1/4	269,546.78
5/16	268,433.76	5/16	268,658.18	5/16	268,882.39	5/16	269,106.39	5/16	269,330.18	5/16	269,553.76
3/8	268,440.78	3/8	268,665.19	3/8	268,889.40	3/8	269,113.39	3/8	269,337.17	3/8	269,560.74
7/16	268,447.80	7/16	268,672.20	7/16	268,896.40	7/16	269,120.38	7/16	269,344.16	7/16	269,567.73
1/2	268,454.81	1/2	268,679.21	1/2	268,903.40	1/2	269,127.38	1/2	269,351.15	1/2	269,574.71
9/16	268,461.83	9/16	268,686.22	9/16	268,910.40	9/16	269,134.38	9/16	269,358.14	9/16	269,581.69
5/8	268,468.84	5/8	268,693.23	5/8	268,917.41	5/8	269,141.37	5/8	269,365.13	5/8	269,588.67
11/16	268,475.86	11/16	268,700.24	11/16	268,924.41	11/16	269,148.37	11/16	269,372.12	11/16	269,595.66
3/4	268,482.88	3/4	268,707.25	3/4	268,931.41	3/4	269,155.36	3/4	269,379.11	3/4	269,602.64
13/16	268,489.89	13/16	268,714.26	13/16	268,938.41	13/16	269,162.36	13/16	269,386.10	13/16	269,609.62
7/8	268,496.91	7/8	268,721.27	7/8	268,945.42	7/8	269,169.36	7/8	269,393.09	7/8	269,616.61
15/16	268,503.92	15/16	268,728.28	15/16	268,952.42	15/16	269,176.35	15/16	269,400.08	15/16	269,623.59

This chart is Certified for Tank: 16 only. No changes are permissible without the written consent of GAUGE POINT CALIBRATION.

For calibration specification information, see certificate on page 1.

Tank No: 16
GAUGE POINT CALIBRATION
1-800-205-TANK

Red Hill, Pearl Harbor, Hawaii

Issue Date: 06/12/06

Capacities given in barrels of 42 U.S. gallons.

Gauge Height: 256'-07 1/2"

in/in	210 FT	in/in	210 FT	in/in	210 FT	in/in	210 FT	in/in	210 FT	in/in	211 FT
2	269,630.57	4	269,853.87	6	270,076.96	8	270,299.84	10	270,522.51	0	270,744.96
1/16	269,637.55	1/16	269,860.84	1/16	270,083.92	1/16	270,306.80	1/16	270,529.46	1/16	270,751.91
1/8	269,644.53	1/8	269,867.82	1/8	270,090.89	1/8	270,313.76	1/8	270,536.41	1/8	270,758.86
3/16	269,651.51	3/16	269,874.79	3/16	270,097.86	3/16	270,320.72	3/16	270,543.37	3/16	270,765.81
1/4	269,658.49	1/4	269,881.76	1/4	270,104.82	1/4	270,327.68	1/4	270,550.32	1/4	270,772.75
5/16	269,665.47	5/16	269,888.74	5/16	270,111.79	5/16	270,334.64	5/16	270,557.27	5/16	270,779.70
3/8	269,672.45	3/8	269,895.71	3/8	270,118.76	3/8	270,341.60	3/8	270,564.23	3/8	270,786.65
7/16	269,679.43	7/16	269,902.68	7/16	270,125.72	7/16	270,348.56	7/16	270,571.18	7/16	270,793.59
1/2	269,686.41	1/2	269,909.65	1/2	270,132.69	1/2	270,355.52	1/2	270,578.13	1/2	270,800.54
9/16	269,693.39	9/16	269,916.63	9/16	270,139.66	9/16	270,362.48	9/16	270,585.09	9/16	270,807.49
5/8	269,700.37	5/8	269,923.60	5/8	270,146.62	5/8	270,369.44	5/8	270,592.04	5/8	270,814.43
11/16	269,707.35	11/16	269,930.57	11/16	270,153.59	11/16	270,376.40	11/16	270,598.99	11/16	270,821.38
3/4	269,714.33	3/4	269,937.55	3/4	270,160.56	3/4	270,383.36	3/4	270,605.95	3/4	270,828.33
13/16	269,721.31	13/16	269,944.52	13/16	270,167.52	13/16	270,390.32	13/16	270,612.90	13/16	270,835.28
7/8	269,728.29	7/8	269,951.49	7/8	270,174.49	7/8	270,397.28	7/8	270,619.85	7/8	270,842.22
15/16	269,735.27	15/16	269,958.47	15/16	270,181.46	15/16	270,404.24	15/16	270,626.81	15/16	270,849.17
3	269,742.25	5	269,965.44	7	270,188.42	9	270,411.20	11	270,633.76	1	270,856.12
1/16	269,749.22	1/16	269,972.41	1/16	270,195.39	1/16	270,418.15	1/16	270,640.71	1/16	270,863.06
1/8	269,756.20	1/8	269,979.38	1/8	270,202.35	1/8	270,425.11	1/8	270,647.66	1/8	270,870.00
3/16	269,763.18	3/16	269,986.35	3/16	270,209.31	3/16	270,432.07	3/16	270,654.61	3/16	270,876.95
1/4	269,770.15	1/4	269,993.32	1/4	270,216.28	1/4	270,439.02	1/4	270,661.56	1/4	270,883.89
5/16	269,777.13	5/16	270,000.29	5/16	270,223.24	5/16	270,445.98	5/16	270,668.51	5/16	270,890.83
3/8	269,784.11	3/8	270,007.26	3/8	270,230.20	3/8	270,452.94	3/8	270,675.46	3/8	270,897.78
7/16	269,791.08	7/16	270,014.23	7/16	270,237.17	7/16	270,459.89	7/16	270,682.41	7/16	270,904.72
1/2	269,798.06	1/2	270,021.20	1/2	270,244.13	1/2	270,466.85	1/2	270,689.36	1/2	270,911.67
9/16	269,805.04	9/16	270,028.17	9/16	270,251.09	9/16	270,473.81	9/16	270,696.31	9/16	270,918.61
5/8	269,812.01	5/8	270,035.14	5/8	270,258.06	5/8	270,480.76	5/8	270,703.26	5/8	270,925.55
11/16	269,818.99	11/16	270,042.11	11/16	270,265.02	11/16	270,487.72	11/16	270,710.21	11/16	270,932.50
3/4	269,825.96	3/4	270,049.08	3/4	270,271.98	3/4	270,494.68	3/4	270,717.16	3/4	270,939.44
13/16	269,832.94	13/16	270,056.05	13/16	270,278.95	13/16	270,501.63	13/16	270,724.11	13/16	270,946.38
7/8	269,839.92	7/8	270,063.02	7/8	270,285.91	7/8	270,508.59	7/8	270,731.06	7/8	270,953.33
15/16	269,846.89	15/16	270,069.99	15/16	270,292.87	15/16	270,515.55	15/16	270,738.01	15/16	270,960.27

This chart is Certified for Tank: 16 only. No changes are permissible without the written consent of GAUGE POINT CALIBRATION.

For calibration specification information, see certificate on page 1.

Tank No: 16
GAUGE POINT CALIBRATION
1-800-205-TANK

Red Hill, Pearl Harbor, Hawaii

Issue Date: 06/12/06

Capacities given in barrels of 42 U.S. gallons.

Gauge Height: 256'-07 1/2"

in/in	211 FT	in/in	211 FT	in/in	211 FT	in/in	211 FT	in/in	211 FT	in/in	212 FT
2	270,967.22	4	271,189.26	6	271,411.09	8	271,632.71	10	271,854.13	0	272,075.33
1/16	270,974.16	1/16	271,196.19	1/16	271,418.02	1/16	271,639.63	1/16	271,861.04	1/16	272,082.24
1/8	270,981.10	1/8	271,203.12	1/8	271,424.94	1/8	271,646.55	1/8	271,867.96	1/8	272,089.15
3/16	270,988.04	3/16	271,210.06	3/16	271,431.87	3/16	271,653.48	3/16	271,874.87	3/16	272,096.06
1/4	270,994.98	1/4	271,216.99	1/4	271,438.80	1/4	271,660.40	1/4	271,881.79	1/4	272,102.97
5/16	271,001.92	5/16	271,223.93	5/16	271,445.73	5/16	271,667.32	5/16	271,888.70	5/16	272,109.87
3/8	271,008.86	3/8	271,230.86	3/8	271,452.65	3/8	271,674.24	3/8	271,895.61	3/8	272,116.78
7/16	271,015.80	7/16	271,237.79	7/16	271,459.58	7/16	271,681.16	7/16	271,902.53	7/16	272,123.69
1/2	271,022.74	1/2	271,244.73	1/2	271,466.51	1/2	271,688.08	1/2	271,909.44	1/2	272,130.60
9/16	271,029.68	9/16	271,251.66	9/16	271,473.44	9/16	271,695.00	9/16	271,916.36	9/16	272,137.50
5/8	271,036.62	5/8	271,258.60	5/8	271,480.36	5/8	271,701.92	5/8	271,923.27	5/8	272,144.41
11/16	271,043.56	11/16	271,265.53	11/16	271,487.29	11/16	271,708.84	11/16	271,930.19	11/16	272,151.32
3/4	271,050.50	3/4	271,272.46	3/4	271,494.22	3/4	271,715.76	3/4	271,937.10	3/4	272,158.23
13/16	271,057.44	13/16	271,279.40	13/16	271,501.15	13/16	271,722.68	13/16	271,944.01	13/16	272,165.14
7/8	271,064.38	7/8	271,286.33	7/8	271,508.07	7/8	271,729.61	7/8	271,950.93	7/8	272,172.04
15/16	271,071.32	15/16	271,293.27	15/16	271,515.00	15/16	271,736.53	15/16	271,957.84	15/16	272,178.95
3	271,078.26	5	271,300.20	7	271,521.93	9	271,743.45	11	271,964.76	1	272,185.86
1/16	271,085.20	1/16	271,307.13	1/16	271,528.85	1/16	271,750.36	1/16	271,971.67	1/16	272,192.76
1/8	271,092.14	1/8	271,314.06	1/8	271,535.78	1/8	271,757.28	1/8	271,978.58	1/8	272,199.67
3/16	271,099.07	3/16	271,320.99	3/16	271,542.70	3/16	271,764.20	3/16	271,985.49	3/16	272,206.57
1/4	271,106.01	1/4	271,327.92	1/4	271,549.62	1/4	271,771.12	1/4	271,992.40	1/4	272,213.48
5/16	271,112.95	5/16	271,334.85	5/16	271,556.55	5/16	271,778.03	5/16	271,999.31	5/16	272,220.38
3/8	271,119.89	3/8	271,341.78	3/8	271,563.47	3/8	271,784.95	3/8	272,006.22	3/8	272,227.29
7/16	271,126.82	7/16	271,348.71	7/16	271,570.40	7/16	271,791.87	7/16	272,013.13	7/16	272,234.19
1/2	271,133.76	1/2	271,355.64	1/2	271,577.32	1/2	271,798.79	1/2	272,020.05	1/2	272,241.10
9/16	271,140.70	9/16	271,362.58	9/16	271,584.24	9/16	271,805.70	9/16	272,026.96	9/16	272,248.00
5/8	271,147.63	5/8	271,369.51	5/8	271,591.17	5/8	271,812.62	5/8	272,033.87	5/8	272,254.90
11/16	271,154.57	11/16	271,376.44	11/16	271,598.09	11/16	271,819.54	11/16	272,040.78	11/16	272,261.81
3/4	271,161.51	3/4	271,383.37	3/4	271,605.02	3/4	271,826.46	3/4	272,047.69	3/4	272,268.71
13/16	271,168.45	13/16	271,390.30	13/16	271,611.94	13/16	271,833.38	13/16	272,054.60	13/16	272,275.62
7/8	271,175.38	7/8	271,397.23	7/8	271,618.86	7/8	271,840.29	7/8	272,061.51	7/8	272,282.52
15/16	271,182.32	15/16	271,404.16	15/16	271,625.79	15/16	271,847.21	15/16	272,068.42	15/16	272,289.43

This chart is Certified for Tank: 16 only. No changes are permissible without the written consent of GAUGE POINT CALIBRATION.

For calibration specification information, see certificate on page 1.

Tank No: 16
GAUGE POINT CALIBRATION
1-800-205-TANK

Red Hill, Pearl Harbor, Hawaii

Issue Date: 06/12/06

Capacities given in barrels of 42 U.S. gallons.

Gauge Height: 256'-07 1/2"

in/in	212 FT	in/in	212 FT	in/in	212 FT	in/in	212 FT	in/in	212 FT	in/in	213 FT
2	272,296.33	4	272,517.12	6	272,737.70	8	272,958.07	10	273,178.24	0	273,398.19
1/16	272,303.23	1/16	272,524.02	1/16	272,744.59	1/16	272,964.96	1/16	273,185.11	1/16	273,405.06
1/8	272,310.13	1/8	272,530.91	1/8	272,751.48	1/8	272,971.84	1/8	273,191.99	1/8	273,411.93
3/16	272,317.04	3/16	272,537.81	3/16	272,758.37	3/16	272,978.72	3/16	273,198.86	3/16	273,418.80
1/4	272,323.94	1/4	272,544.70	1/4	272,765.25	1/4	272,985.60	1/4	273,205.74	1/4	273,425.67
5/16	272,330.84	5/16	272,551.59	5/16	272,772.14	5/16	272,992.48	5/16	273,212.61	5/16	273,432.54
3/8	272,337.74	3/8	272,558.49	3/8	272,779.03	3/8	272,999.36	3/8	273,219.49	3/8	273,439.41
7/16	272,344.64	7/16	272,565.38	7/16	272,785.92	7/16	273,006.25	7/16	273,226.37	7/16	273,446.28
1/2	272,351.54	1/2	272,572.28	1/2	272,792.81	1/2	273,013.13	1/2	273,233.24	1/2	273,453.14
9/16	272,358.44	9/16	272,579.17	9/16	272,799.70	9/16	273,020.01	9/16	273,240.12	9/16	273,460.01
5/8	272,365.34	5/8	272,586.07	5/8	272,806.58	5/8	273,026.89	5/8	273,246.99	5/8	273,466.88
11/16	272,372.25	11/16	272,592.96	11/16	272,813.47	11/16	273,033.77	11/16	273,253.87	11/16	273,473.75
3/4	272,379.15	3/4	272,599.86	3/4	272,820.36	3/4	273,040.66	3/4	273,260.74	3/4	273,480.62
13/16	272,386.05	13/16	272,606.75	13/16	272,827.25	13/16	273,047.54	13/16	273,267.62	13/16	273,487.49
7/8	272,392.95	7/8	272,613.65	7/8	272,834.14	7/8	273,054.42	7/8	273,274.49	7/8	273,494.36
15/16	272,399.85	15/16	272,620.54	15/16	272,841.03	15/16	273,061.30	15/16	273,281.37	15/16	273,501.23
3	272,406.75	5	272,627.44	7	272,847.91	9	273,068.18	11	273,288.24	1	273,508.09
1/16	272,413.65	1/16	272,634.33	1/16	272,854.80	1/16	273,075.06	1/16	273,295.11	1/16	273,514.96
1/8	272,420.55	1/8	272,641.22	1/8	272,861.68	1/8	273,081.94	1/8	273,301.99	1/8	273,521.83
3/16	272,427.45	3/16	272,648.11	3/16	272,868.57	3/16	273,088.82	3/16	273,308.86	3/16	273,528.69
1/4	272,434.34	1/4	272,655.00	1/4	272,875.45	1/4	273,095.70	1/4	273,315.73	1/4	273,535.56
5/16	272,441.24	5/16	272,661.89	5/16	272,882.34	5/16	273,102.57	5/16	273,322.60	5/16	273,542.42
3/8	272,448.14	3/8	272,668.79	3/8	272,889.22	3/8	273,109.45	3/8	273,329.47	3/8	273,549.29
7/16	272,455.04	7/16	272,675.68	7/16	272,896.11	7/16	273,116.33	7/16	273,336.35	7/16	273,556.15
1/2	272,461.94	1/2	272,682.57	1/2	272,902.99	1/2	273,123.21	1/2	273,343.22	1/2	273,563.02
9/16	272,468.83	9/16	272,689.46	9/16	272,909.88	9/16	273,130.09	9/16	273,350.09	9/16	273,569.88
5/8	272,475.73	5/8	272,696.35	5/8	272,916.76	5/8	273,136.97	5/8	273,356.96	5/8	273,576.75
11/16	272,482.63	11/16	272,703.24	11/16	272,923.65	11/16	273,143.85	11/16	273,363.83	11/16	273,583.61
3/4	272,489.53	3/4	272,710.14	3/4	272,930.53	3/4	273,150.72	3/4	273,370.71	3/4	273,590.48
13/16	272,496.43	13/16	272,717.03	13/16	272,937.42	13/16	273,157.60	13/16	273,377.58	13/16	273,597.35
7/8	272,503.32	7/8	272,723.92	7/8	272,944.30	7/8	273,164.48	7/8	273,384.45	7/8	273,604.21
15/16	272,510.22	15/16	272,730.81	15/16	272,951.19	15/16	273,171.36	15/16	273,391.32	15/16	273,611.08

This chart is Certified for Tank: 16 only. No changes are permissible without the written consent of GAUGE POINT CALIBRATION.

For calibration specification information, see certificate on page 1.

Tank No: 16
GAUGE POINT CALIBRATION
1-800-205-TANK

Red Hill, Pearl Harbor, Hawaii

Issue Date: 06/12/06

Capacities given in barrels of 42 U.S. gallons.

Gauge Height: 256'-07 1/2"

in/in	213 FT	in/in	213 FT	in/in	213 FT	in/in	213 FT	in/in	213 FT	in/in	214 FT
2	273,617.94	4	273,837.48	6	274,056.77	8	274,275.49	10	274,493.58	0	274,711.03
1/16	273,624.80	1/16	273,844.34	1/16	274,063.61	1/16	274,282.31	1/16	274,500.38	1/16	274,717.81
1/8	273,631.67	1/8	273,851.19	1/8	274,070.45	1/8	274,289.13	1/8	274,507.18	1/8	274,724.59
3/16	273,638.53	3/16	273,858.05	3/16	274,077.29	3/16	274,295.95	3/16	274,513.98	3/16	274,731.37
1/4	273,645.39	1/4	273,864.91	1/4	274,084.13	1/4	274,302.77	1/4	274,520.78	1/4	274,738.16
5/16	273,652.25	5/16	273,871.76	5/16	274,090.97	5/16	274,309.59	5/16	274,527.58	5/16	274,744.94
3/8	273,659.12	3/8	273,878.62	3/8	274,097.81	3/8	274,316.41	3/8	274,534.38	3/8	274,751.72
7/16	273,665.98	7/16	273,885.47	7/16	274,104.65	7/16	274,323.23	7/16	274,541.18	7/16	274,758.50
1/2	273,672.84	1/2	273,892.33	1/2	274,111.49	1/2	274,330.05	1/2	274,547.98	1/2	274,765.28
9/16	273,679.70	9/16	273,899.18	9/16	274,118.33	9/16	274,336.87	9/16	274,554.78	9/16	274,772.06
5/8	273,686.57	5/8	273,906.04	5/8	274,125.17	5/8	274,343.69	5/8	274,561.58	5/8	274,778.84
11/16	273,693.43	11/16	273,912.90	11/16	274,132.01	11/16	274,350.51	11/16	274,568.38	11/16	274,785.62
3/4	273,700.29	3/4	273,919.75	3/4	274,138.85	3/4	274,357.33	3/4	274,575.18	3/4	274,792.40
13/16	273,707.15	13/16	273,926.61	13/16	274,145.69	13/16	274,364.15	13/16	274,581.98	13/16	274,799.18
7/8	273,714.01	7/8	273,933.46	7/8	274,152.53	7/8	274,370.97	7/8	274,588.78	7/8	274,805.96
15/16	273,720.88	15/16	273,940.32	15/16	274,159.37	15/16	274,377.79	15/16	274,595.58	15/16	274,812.74
3	273,727.74	5	273,947.17	7	274,166.21	9	274,384.62	11	274,602.38	1	274,819.52
1/16	273,734.60	1/16	273,954.02	1/16	274,173.04	1/16	274,391.43	1/16	274,609.18	1/16	274,826.29
1/8	273,741.46	1/8	273,960.87	1/8	274,179.87	1/8	274,398.24	1/8	274,615.97	1/8	274,833.06
3/16	273,748.32	3/16	273,967.72	3/16	274,186.70	3/16	274,405.05	3/16	274,622.76	3/16	274,839.84
1/4	273,755.17	1/4	273,974.57	1/4	274,193.53	1/4	274,411.86	1/4	274,629.55	1/4	274,846.61
5/16	273,762.03	5/16	273,981.42	5/16	274,200.36	5/16	274,418.67	5/16	274,636.34	5/16	274,853.38
3/8	273,768.89	3/8	273,988.27	3/8	274,207.19	3/8	274,425.48	3/8	274,643.13	3/8	274,860.15
7/16	273,775.75	7/16	273,995.12	7/16	274,214.02	7/16	274,432.29	7/16	274,649.92	7/16	274,866.92
1/2	273,782.61	1/2	274,001.97	1/2	274,220.85	1/2	274,439.10	1/2	274,656.71	1/2	274,873.69
9/16	273,789.47	9/16	274,008.82	9/16	274,227.68	9/16	274,445.91	9/16	274,663.50	9/16	274,880.46
5/8	273,796.33	5/8	274,015.67	5/8	274,234.51	5/8	274,452.72	5/8	274,670.29	5/8	274,887.23
11/16	273,803.19	11/16	274,022.52	11/16	274,241.34	11/16	274,459.53	11/16	274,677.08	11/16	274,894.00
3/4	273,810.05	3/4	274,029.37	3/4	274,248.17	3/4	274,466.34	3/4	274,683.87	3/4	274,900.77
13/16	273,816.91	13/16	274,036.22	13/16	274,255.00	13/16	274,473.15	13/16	274,690.66	13/16	274,907.54
7/8	273,823.76	7/8	274,043.07	7/8	274,261.83	7/8	274,479.96	7/8	274,697.45	7/8	274,914.31
15/16	273,830.62	15/16	274,049.92	15/16	274,268.66	15/16	274,486.77	15/16	274,704.24	15/16	274,921.08

This chart is Certified for Tank: 16 only. No changes are permissible without the written consent of GAUGE POINT CALIBRATION.

For calibration specification information, see certificate on page 1.

Tank No: 16
GAUGE POINT CALIBRATION
1-800-205-TANK

Red Hill, Pearl Harbor, Hawaii

Issue Date: 06/12/06

Capacities given in barrels of 42 U.S. gallons.

Gauge Height: 256'-07 1/2"

in/in	214 FT	in/in	214 FT	in/in	214 FT	in/in	214 FT	in/in	214 FT	in/in	215 FT
2	274,927.86	4	275,144.05	6	275,359.61	8	275,574.54	10	275,788.85	0	276,002.52
1/16	274,934.62	1/16	275,150.79	1/16	275,366.33	1/16	275,581.24	1/16	275,795.53	1/16	276,009.19
1/8	274,941.38	1/8	275,157.53	1/8	275,373.05	1/8	275,587.94	1/8	275,802.21	1/8	276,015.85
3/16	274,948.14	3/16	275,164.27	3/16	275,379.77	3/16	275,594.65	3/16	275,808.89	3/16	276,022.51
1/4	274,954.90	1/4	275,171.01	1/4	275,386.49	1/4	275,601.35	1/4	275,815.57	1/4	276,029.17
5/16	274,961.66	5/16	275,177.75	5/16	275,393.22	5/16	275,608.05	5/16	275,822.26	5/16	276,035.84
3/8	274,968.42	3/8	275,184.49	3/8	275,399.94	3/8	275,614.75	3/8	275,828.94	3/8	276,042.50
7/16	274,975.18	7/16	275,191.23	7/16	275,406.66	7/16	275,621.45	7/16	275,835.62	7/16	276,049.16
1/2	274,981.94	1/2	275,197.98	1/2	275,413.38	1/2	275,628.16	1/2	275,842.30	1/2	276,055.82
9/16	274,988.70	9/16	275,204.72	9/16	275,420.10	9/16	275,634.86	9/16	275,848.99	9/16	276,062.49
5/8	274,995.46	5/8	275,211.46	5/8	275,426.82	5/8	275,641.56	5/8	275,855.67	5/8	276,069.15
11/16	275,002.22	11/16	275,218.20	11/16	275,433.55	11/16	275,648.26	11/16	275,862.35	11/16	276,075.81
3/4	275,008.99	3/4	275,224.94	3/4	275,440.27	3/4	275,654.96	3/4	275,869.03	3/4	276,082.48
13/16	275,015.75	13/16	275,231.68	13/16	275,446.99	13/16	275,661.67	13/16	275,875.72	13/16	276,089.14
7/8	275,022.51	7/8	275,238.42	7/8	275,453.71	7/8	275,668.37	7/8	275,882.40	7/8	276,095.80
15/16	275,029.27	15/16	275,245.16	15/16	275,460.43	15/16	275,675.07	15/16	275,889.08	15/16	276,102.46
3	275,036.03	5	275,251.91	7	275,467.15	9	275,681.77	11	275,895.76	1	276,109.13
1/16	275,042.78	1/16	275,258.64	1/16	275,473.86	1/16	275,688.46	1/16	275,902.43	1/16	276,115.78
1/8	275,049.53	1/8	275,265.37	1/8	275,480.58	1/8	275,695.16	1/8	275,909.11	1/8	276,122.43
3/16	275,056.28	3/16	275,272.10	3/16	275,487.29	3/16	275,701.85	3/16	275,915.78	3/16	276,129.09
1/4	275,063.03	1/4	275,278.83	1/4	275,494.00	1/4	275,708.54	1/4	275,922.45	1/4	276,135.74
5/16	275,069.78	5/16	275,285.56	5/16	275,500.71	5/16	275,715.23	5/16	275,929.12	5/16	276,142.39
3/8	275,076.54	3/8	275,292.29	3/8	275,507.42	3/8	275,721.92	3/8	275,935.80	3/8	276,149.04
7/16	275,083.29	7/16	275,299.03	7/16	275,514.13	7/16	275,728.62	7/16	275,942.47	7/16	276,155.70
1/2	275,090.04	1/2	275,305.76	1/2	275,520.85	1/2	275,735.31	1/2	275,949.14	1/2	276,162.35
9/16	275,096.79	9/16	275,312.49	9/16	275,527.56	9/16	275,742.00	9/16	275,955.82	9/16	276,169.00
5/8	275,103.54	5/8	275,319.22	5/8	275,534.27	5/8	275,748.69	5/8	275,962.49	5/8	276,175.66
11/16	275,110.29	11/16	275,325.95	11/16	275,540.98	11/16	275,755.38	11/16	275,969.16	11/16	276,182.31
3/4	275,117.04	3/4	275,332.68	3/4	275,547.69	3/4	275,762.08	3/4	275,975.83	3/4	276,188.96
13/16	275,123.79	13/16	275,339.41	13/16	275,554.41	13/16	275,768.77	13/16	275,982.51	13/16	276,195.62
7/8	275,130.54	7/8	275,346.15	7/8	275,561.12	7/8	275,775.46	7/8	275,989.18	7/8	276,202.27
15/16	275,137.30	15/16	275,352.88	15/16	275,567.83	15/16	275,782.15	15/16	275,995.85	15/16	276,208.92

This chart is Certified for Tank: 16 only. No changes are permissible without the written consent of GAUGE POINT CALIBRATION.

For calibration specification information, see certificate on page 1.

Tank No: 16
GAUGE POINT CALIBRATION
1-800-205-TANK

Red Hill, Pearl Harbor, Hawaii

Issue Date: 06/12/06

Capacities given in barrels of 42 U.S. gallons.

Gauge Height: 256'-07 1/2"

in/in	215 FT	in/in	215 FT	in/in	215 FT	in/in	215 FT	in/in	215 FT	in/in	216 FT
2	276,215.57	4	276,428.00	6	276,639.80	8	276,850.98	10	277,061.54	0	277,271.47
1/16	276,222.22	1/16	276,434.62	1/16	276,646.41	1/16	276,857.57	1/16	277,068.10	1/16	277,278.02
1/8	276,228.86	1/8	276,441.25	1/8	276,653.01	1/8	276,864.15	1/8	277,074.67	1/8	277,284.56
3/16	276,235.50	3/16	276,447.87	3/16	276,659.61	3/16	276,870.73	3/16	277,081.23	3/16	277,291.11
1/4	276,242.15	1/4	276,454.50	1/4	276,666.22	1/4	276,877.32	1/4	277,087.80	1/4	277,297.65
5/16	276,248.79	5/16	276,461.12	5/16	276,672.82	5/16	276,883.90	5/16	277,094.36	5/16	277,304.20
3/8	276,255.43	3/8	276,467.74	3/8	276,679.43	3/8	276,890.49	3/8	277,100.93	3/8	277,310.75
7/16	276,262.08	7/16	276,474.37	7/16	276,686.03	7/16	276,897.07	7/16	277,107.49	7/16	277,317.29
1/2	276,268.72	1/2	276,480.99	1/2	276,692.64	1/2	276,903.66	1/2	277,114.06	1/2	277,323.84
9/16	276,275.36	9/16	276,487.61	9/16	276,699.24	9/16	276,910.24	9/16	277,120.62	9/16	277,330.38
5/8	276,282.01	5/8	276,494.24	5/8	276,705.84	5/8	276,916.83	5/8	277,127.19	5/8	277,336.93
11/16	276,288.65	11/16	276,500.86	11/16	276,712.45	11/16	276,923.41	11/16	277,133.75	11/16	277,343.48
3/4	276,295.29	3/4	276,507.48	3/4	276,719.05	3/4	276,930.00	3/4	277,140.32	3/4	277,350.02
13/16	276,301.94	13/16	276,514.11	13/16	276,725.66	13/16	276,936.58	13/16	277,146.89	13/16	277,356.57
7/8	276,308.58	7/8	276,520.73	7/8	276,732.26	7/8	276,943.17	7/8	277,153.45	7/8	277,363.11
15/16	276,315.22	15/16	276,527.36	15/16	276,738.86	15/16	276,949.75	15/16	277,160.02	15/16	277,369.66
3	276,321.87	5	276,533.98	7	276,745.47	9	276,956.34	11	277,166.58	1	277,376.21
1/16	276,328.50	1/16	276,540.59	1/16	276,752.06	1/16	276,962.91	1/16	277,173.14	1/16	277,382.74
1/8	276,335.13	1/8	276,547.21	1/8	276,758.66	1/8	276,969.49	1/8	277,179.69	1/8	277,389.28
3/16	276,341.77	3/16	276,553.82	3/16	276,765.25	3/16	276,976.06	3/16	277,186.25	3/16	277,395.81
1/4	276,348.40	1/4	276,560.43	1/4	276,771.85	1/4	276,982.64	1/4	277,192.80	1/4	277,402.35
5/16	276,355.03	5/16	276,567.05	5/16	276,778.44	5/16	276,989.21	5/16	277,199.36	5/16	277,408.89
3/8	276,361.67	3/8	276,573.66	3/8	276,785.04	3/8	276,995.79	3/8	277,205.91	3/8	277,415.42
7/16	276,368.30	7/16	276,580.28	7/16	276,791.63	7/16	277,002.36	7/16	277,212.47	7/16	277,421.96
1/2	276,374.93	1/2	276,586.89	1/2	276,798.22	1/2	277,008.94	1/2	277,219.03	1/2	277,428.49
9/16	276,381.57	9/16	276,593.50	9/16	276,804.82	9/16	277,015.51	9/16	277,225.58	9/16	277,435.03
5/8	276,388.20	5/8	276,600.12	5/8	276,811.41	5/8	277,022.09	5/8	277,232.14	5/8	277,441.57
11/16	276,394.83	11/16	276,606.73	11/16	276,818.01	11/16	277,028.66	11/16	277,238.69	11/16	277,448.10
3/4	276,401.47	3/4	276,613.35	3/4	276,824.60	3/4	277,035.24	3/4	277,245.25	3/4	277,454.64
13/16	276,408.10	13/16	276,619.96	13/16	276,831.20	13/16	277,041.81	13/16	277,251.80	13/16	277,461.18
7/8	276,414.73	7/8	276,626.57	7/8	276,837.79	7/8	277,048.39	7/8	277,258.36	7/8	277,467.71
15/16	276,421.37	15/16	276,633.19	15/16	276,844.39	15/16	277,054.96	15/16	277,264.92	15/16	277,474.25

This chart is Certified for Tank: 16 only. No changes are permissible without the written consent of GAUGE POINT CALIBRATION.

For calibration specification information, see certificate on page 1.

Tank No: 16
GAUGE POINT CALIBRATION
1-800-205-TANK

Red Hill, Pearl Harbor, Hawaii

Issue Date: 06/12/06

Capacities given in barrels of 42 U.S. gallons.

Gauge Height: 256'-07 1/2"

in/in	216 FT	in/in	216 FT	in/in	216 FT	in/in	216 FT	in/in	216 FT	in/in	217 FT
2	277,480.78	4	277,689.48	6	277,897.55	8	278,105.01	10	278,311.85	0	278,518.08
1/16	277,487.31	1/16	277,695.99	1/16	277,904.04	1/16	278,111.48	1/16	278,318.30	1/16	278,524.51
1/8	277,493.84	1/8	277,702.49	1/8	277,910.53	1/8	278,117.95	1/8	278,324.75	1/8	278,530.94
3/16	277,500.36	3/16	277,709.00	3/16	277,917.02	3/16	278,124.42	3/16	278,331.20	3/16	278,537.37
1/4	277,506.89	1/4	277,715.51	1/4	277,923.51	1/4	278,130.89	1/4	278,337.65	1/4	278,543.80
5/16	277,513.42	5/16	277,722.01	5/16	277,929.99	5/16	278,137.35	5/16	278,344.10	5/16	278,550.23
3/8	277,519.94	3/8	277,728.52	3/8	277,936.48	3/8	278,143.82	3/8	278,350.55	3/8	278,556.66
7/16	277,526.47	7/16	277,735.03	7/16	277,942.97	7/16	278,150.29	7/16	278,357.00	7/16	278,563.09
1/2	277,533.00	1/2	277,741.54	1/2	277,949.46	1/2	278,156.76	1/2	278,363.45	1/2	278,569.52
9/16	277,539.52	9/16	277,748.04	9/16	277,955.94	9/16	278,163.23	9/16	278,369.90	9/16	278,575.95
5/8	277,546.05	5/8	277,754.55	5/8	277,962.43	5/8	278,169.70	5/8	278,376.34	5/8	278,582.38
11/16	277,552.58	11/16	277,761.06	11/16	277,968.92	11/16	278,176.17	11/16	278,382.79	11/16	278,588.81
3/4	277,559.10	3/4	277,767.56	3/4	277,975.41	3/4	278,182.63	3/4	278,389.24	3/4	278,595.24
13/16	277,565.63	13/16	277,774.07	13/16	277,981.90	13/16	278,189.10	13/16	278,395.69	13/16	278,601.67
7/8	277,572.16	7/8	277,780.58	7/8	277,988.38	7/8	278,195.57	7/8	278,402.14	7/8	278,608.10
15/16	277,578.68	15/16	277,787.09	15/16	277,994.87	15/16	278,202.04	15/16	278,408.59	15/16	278,614.53
3	277,585.21	5	277,793.59	7	278,001.36	9	278,208.51	11	278,415.04	1	278,620.96
1/16	277,591.73	1/16	277,800.09	1/16	278,007.84	1/16	278,214.97	1/16	278,421.48	1/16	278,627.38
1/8	277,598.24	1/8	277,806.59	1/8	278,014.32	1/8	278,221.43	1/8	278,427.92	1/8	278,633.80
3/16	277,604.76	3/16	277,813.09	3/16	278,020.79	3/16	278,227.89	3/16	278,434.36	3/16	278,640.22
1/4	277,611.28	1/4	277,819.58	1/4	278,027.27	1/4	278,234.34	1/4	278,440.80	1/4	278,646.64
5/16	277,617.79	5/16	277,826.08	5/16	278,033.75	5/16	278,240.80	5/16	278,447.24	5/16	278,653.06
3/8	277,624.31	3/8	277,832.58	3/8	278,040.23	3/8	278,247.26	3/8	278,453.68	3/8	278,659.48
7/16	277,630.83	7/16	277,839.08	7/16	278,046.71	7/16	278,253.72	7/16	278,460.12	7/16	278,665.90
1/2	277,637.34	1/2	277,845.57	1/2	278,053.19	1/2	278,260.18	1/2	278,466.56	1/2	278,672.32
9/16	277,643.86	9/16	277,852.07	9/16	278,059.66	9/16	278,266.64	9/16	278,473.00	9/16	278,678.74
5/8	277,650.38	5/8	277,858.57	5/8	278,066.14	5/8	278,273.10	5/8	278,479.44	5/8	278,685.16
11/16	277,656.89	11/16	277,865.07	11/16	278,072.62	11/16	278,279.56	11/16	278,485.88	11/16	278,691.58
3/4	277,663.41	3/4	277,871.56	3/4	278,079.10	3/4	278,286.02	3/4	278,492.32	3/4	278,698.00
13/16	277,669.93	13/16	277,878.06	13/16	278,085.58	13/16	278,292.47	13/16	278,498.76	13/16	278,704.42
7/8	277,676.44	7/8	277,884.56	7/8	278,092.05	7/8	278,298.93	7/8	278,505.20	7/8	278,710.84
15/16	277,682.96	15/16	277,891.06	15/16	278,098.53	15/16	278,305.39	15/16	278,511.64	15/16	278,717.26

This chart is Certified for Tank: 16 only. No changes are permissible without the written consent of GAUGE POINT CALIBRATION.

For calibration specification information, see certificate on page 1.

Tank No: 16
GAUGE POINT CALIBRATION
1-800-205-TANK

Red Hill, Pearl Harbor, Hawaii

Issue Date: 06/12/06

Capacities given in barrels of 42 U.S. gallons.

Gauge Height: 256'-07 1/2"

in/in	217 FT	in/in	217 FT	in/in	217 FT	in/in	217 FT	in/in	217 FT	in/in	218 FT
2	278,723.68	4	278,928.68	6	279,133.06	8	279,336.83	10	279,539.99	0	279,742.54
1/16	278,730.10	1/16	278,935.07	1/16	279,139.43	1/16	279,343.18	1/16	279,546.32	1/16	279,748.85
1/8	278,736.51	1/8	278,941.46	1/8	279,145.81	1/8	279,349.54	1/8	279,552.66	1/8	279,755.17
3/16	278,742.92	3/16	278,947.85	3/16	279,152.18	3/16	279,355.89	3/16	279,558.99	3/16	279,761.48
1/4	278,749.33	1/4	278,954.25	1/4	279,158.55	1/4	279,362.24	1/4	279,565.33	1/4	279,767.80
5/16	278,755.74	5/16	278,960.64	5/16	279,164.92	5/16	279,368.60	5/16	279,571.66	5/16	279,774.11
3/8	278,762.15	3/8	278,967.03	3/8	279,171.30	3/8	279,374.95	3/8	279,577.99	3/8	279,780.43
7/16	278,768.56	7/16	278,973.42	7/16	279,177.67	7/16	279,381.30	7/16	279,584.33	7/16	279,786.74
1/2	278,774.97	1/2	278,979.81	1/2	279,184.04	1/2	279,387.66	1/2	279,590.66	1/2	279,793.06
9/16	278,781.38	9/16	278,986.21	9/16	279,190.41	9/16	279,394.01	9/16	279,597.00	9/16	279,799.37
5/8	278,787.79	5/8	278,992.60	5/8	279,196.79	5/8	279,400.36	5/8	279,603.33	5/8	279,805.69
11/16	278,794.20	11/16	278,998.99	11/16	279,203.16	11/16	279,406.72	11/16	279,609.67	11/16	279,812.00
3/4	278,800.62	3/4	279,005.38	3/4	279,209.53	3/4	279,413.07	3/4	279,616.00	3/4	279,818.32
13/16	278,807.03	13/16	279,011.77	13/16	279,215.90	13/16	279,419.43	13/16	279,622.33	13/16	279,824.63
7/8	278,813.44	7/8	279,018.16	7/8	279,222.28	7/8	279,425.78	7/8	279,628.67	7/8	279,830.95
15/16	278,819.85	15/16	279,024.56	15/16	279,228.65	15/16	279,432.13	15/16	279,635.00	15/16	279,837.27
3	278,826.26	5	279,030.95	7	279,235.02	9	279,438.49	11	279,641.34	1	279,843.58
1/16	278,832.66	1/16	279,037.33	1/16	279,241.39	1/16	279,444.83	1/16	279,647.66	1/16	279,849.89
1/8	278,839.06	1/8	279,043.71	1/8	279,247.75	1/8	279,451.17	1/8	279,653.99	1/8	279,856.19
3/16	278,845.46	3/16	279,050.09	3/16	279,254.11	3/16	279,457.52	3/16	279,660.31	3/16	279,862.50
1/4	278,851.86	1/4	279,056.48	1/4	279,260.47	1/4	279,463.86	1/4	279,666.64	1/4	279,868.80
5/16	278,858.27	5/16	279,062.86	5/16	279,266.84	5/16	279,470.21	5/16	279,672.96	5/16	279,875.11
3/8	278,864.67	3/8	279,069.24	3/8	279,273.20	3/8	279,476.55	3/8	279,679.29	3/8	279,881.42
7/16	278,871.07	7/16	279,075.62	7/16	279,279.56	7/16	279,482.89	7/16	279,685.61	7/16	279,887.72
1/2	278,877.47	1/2	279,082.00	1/2	279,285.93	1/2	279,489.24	1/2	279,691.94	1/2	279,894.03
9/16	278,883.87	9/16	279,088.39	9/16	279,292.29	9/16	279,495.58	9/16	279,698.26	9/16	279,900.33
5/8	278,890.27	5/8	279,094.77	5/8	279,298.65	5/8	279,501.92	5/8	279,704.59	5/8	279,906.64
11/16	278,896.67	11/16	279,101.15	11/16	279,305.02	11/16	279,508.27	11/16	279,710.91	11/16	279,912.94
3/4	278,903.07	3/4	279,107.53	3/4	279,311.38	3/4	279,514.61	3/4	279,717.24	3/4	279,919.25
13/16	278,909.48	13/16	279,113.91	13/16	279,317.74	13/16	279,520.96	13/16	279,723.56	13/16	279,925.56
7/8	278,915.88	7/8	279,120.30	7/8	279,324.10	7/8	279,527.30	7/8	279,729.89	7/8	279,931.86
15/16	278,922.28	15/16	279,126.68	15/16	279,330.47	15/16	279,533.64	15/16	279,736.21	15/16	279,938.17

This chart is Certified for Tank: 16 only. No changes are permissible without the written consent of GAUGE POINT CALIBRATION.

For calibration specification information, see certificate on page 1.

Tank No: 16
GAUGE POINT CALIBRATION
1-800-205-TANK

Red Hill, Pearl Harbor, Hawaii

Issue Date: 06/12/06

Capacities given in barrels of 42 U.S. gallons.

Gauge Height: 256'-07 1/2"

in/in	218 FT	in/in	218 FT	in/in	218 FT	in/in	218 FT	in/in	218 FT	in/in	219 FT
2	279,944.47	4	280,145.80	6	280,346.52	8	280,546.64	10	280,746.15	0	280,945.05
1/16	279,950.77	1/16	280,152.08	1/16	280,352.78	1/16	280,552.88	1/16	280,752.37	1/16	280,951.25
1/8	279,957.07	1/8	280,158.36	1/8	280,359.04	1/8	280,559.12	1/8	280,758.59	1/8	280,957.45
3/16	279,963.36	3/16	280,164.63	3/16	280,365.30	3/16	280,565.36	3/16	280,764.81	3/16	280,963.65
1/4	279,969.66	1/4	280,170.91	1/4	280,371.56	1/4	280,571.59	1/4	280,771.03	1/4	280,969.86
5/16	279,975.95	5/16	280,177.19	5/16	280,377.81	5/16	280,577.83	5/16	280,777.25	5/16	280,976.06
3/8	279,982.25	3/8	280,183.47	3/8	280,384.07	3/8	280,584.07	3/8	280,783.47	3/8	280,982.26
7/16	279,988.55	7/16	280,189.74	7/16	280,390.33	7/16	280,590.31	7/16	280,789.69	7/16	280,988.46
1/2	279,994.84	1/2	280,196.02	1/2	280,396.59	1/2	280,596.55	1/2	280,795.91	1/2	280,994.66
9/16	280,001.14	9/16	280,202.30	9/16	280,402.85	9/16	280,602.79	9/16	280,802.13	9/16	281,000.86
5/8	280,007.44	5/8	280,208.57	5/8	280,409.11	5/8	280,609.03	5/8	280,808.35	5/8	281,007.06
11/16	280,013.73	11/16	280,214.85	11/16	280,415.36	11/16	280,615.27	11/16	280,814.57	11/16	281,013.27
3/4	280,020.03	3/4	280,221.13	3/4	280,421.62	3/4	280,621.51	3/4	280,820.79	3/4	281,019.47
13/16	280,026.32	13/16	280,227.41	13/16	280,427.88	13/16	280,627.75	13/16	280,827.01	13/16	281,025.67
7/8	280,032.62	7/8	280,233.68	7/8	280,434.14	7/8	280,633.99	7/8	280,833.23	7/8	281,031.87
15/16	280,038.92	15/16	280,239.96	15/16	280,440.40	15/16	280,640.23	15/16	280,839.45	15/16	281,038.07
3	280,045.21	5	280,246.24	7	280,446.66	9	280,646.47	11	280,845.67	1	281,044.27
1/16	280,051.50	1/16	280,252.51	1/16	280,452.90	1/16	280,652.70	1/16	280,851.88	1/16	281,050.47
1/8	280,057.79	1/8	280,258.77	1/8	280,459.15	1/8	280,658.93	1/8	280,858.09	1/8	281,056.66
3/16	280,064.07	3/16	280,265.04	3/16	280,465.40	3/16	280,665.16	3/16	280,864.31	3/16	281,062.85
1/4	280,070.36	1/4	280,271.31	1/4	280,471.65	1/4	280,671.39	1/4	280,870.52	1/4	281,069.04
5/16	280,076.65	5/16	280,277.58	5/16	280,477.90	5/16	280,677.62	5/16	280,876.73	5/16	281,075.23
3/8	280,082.93	3/8	280,283.85	3/8	280,484.15	3/8	280,683.85	3/8	280,882.94	3/8	281,081.43
7/16	280,089.22	7/16	280,290.11	7/16	280,490.40	7/16	280,690.08	7/16	280,889.15	7/16	281,087.62
1/2	280,095.51	1/2	280,296.38	1/2	280,496.65	1/2	280,696.31	1/2	280,895.36	1/2	281,093.81
9/16	280,101.79	9/16	280,302.65	9/16	280,502.90	9/16	280,702.54	9/16	280,901.57	9/16	281,100.00
5/8	280,108.08	5/8	280,308.92	5/8	280,509.14	5/8	280,708.77	5/8	280,907.78	5/8	281,106.20
11/16	280,114.37	11/16	280,315.18	11/16	280,515.39	11/16	280,715.00	11/16	280,913.99	11/16	281,112.39
3/4	280,120.65	3/4	280,321.45	3/4	280,521.64	3/4	280,721.23	3/4	280,920.20	3/4	281,118.58
13/16	280,126.94	13/16	280,327.72	13/16	280,527.89	13/16	280,727.46	13/16	280,926.42	13/16	281,124.77
7/8	280,133.23	7/8	280,333.99	7/8	280,534.14	7/8	280,733.69	7/8	280,932.63	7/8	281,130.96
15/16	280,139.52	15/16	280,340.26	15/16	280,540.39	15/16	280,739.92	15/16	280,938.84	15/16	281,137.16

This chart is Certified for Tank: 16 only. No changes are permissible without the written consent of GAUGE POINT CALIBRATION.

For calibration specification information, see certificate on page 1.

Tank No: 16
GAUGE POINT CALIBRATION
1-800-205-TANK

Red Hill, Pearl Harbor, Hawaii

Issue Date: 06/12/06

Capacities given in barrels of 42 U.S. gallons.

Gauge Height: 256'-07 1/2"

in/in	219 FT	in/in	219 FT	in/in	219 FT	in/in	219 FT	in/in	219 FT	in/in	220 FT
2	281,143.35	4	281,341.04	6	281,538.14	8	281,734.63	10	281,930.52	0	282,125.81
1/16	281,149.53	1/16	281,347.21	1/16	281,544.28	1/16	281,740.76	1/16	281,936.63	1/16	282,131.90
1/8	281,155.71	1/8	281,353.37	1/8	281,550.43	1/8	281,746.88	1/8	281,942.74	1/8	282,137.99
3/16	281,161.90	3/16	281,359.54	3/16	281,556.57	3/16	281,753.01	3/16	281,948.84	3/16	282,144.08
1/4	281,168.08	1/4	281,365.70	1/4	281,562.72	1/4	281,759.14	1/4	281,954.95	1/4	282,150.17
5/16	281,174.26	5/16	281,371.86	5/16	281,568.86	5/16	281,765.26	5/16	281,961.06	5/16	282,156.26
3/8	281,180.44	3/8	281,378.03	3/8	281,575.01	3/8	281,771.39	3/8	281,967.17	3/8	282,162.35
7/16	281,186.63	7/16	281,384.19	7/16	281,581.15	7/16	281,777.51	7/16	281,973.27	7/16	282,168.44
1/2	281,192.81	1/2	281,390.36	1/2	281,587.30	1/2	281,783.64	1/2	281,979.38	1/2	282,174.53
9/16	281,198.99	9/16	281,396.52	9/16	281,593.44	9/16	281,789.77	9/16	281,985.49	9/16	282,180.61
5/8	281,205.18	5/8	281,402.68	5/8	281,599.59	5/8	281,795.89	5/8	281,991.60	5/8	282,186.70
11/16	281,211.36	11/16	281,408.85	11/16	281,605.73	11/16	281,802.02	11/16	281,997.71	11/16	282,192.79
3/4	281,217.54	3/4	281,415.01	3/4	281,611.88	3/4	281,808.15	3/4	282,003.81	3/4	282,198.88
13/16	281,223.72	13/16	281,421.17	13/16	281,618.02	13/16	281,814.27	13/16	282,009.92	13/16	282,204.97
7/8	281,229.91	7/8	281,427.34	7/8	281,624.17	7/8	281,820.40	7/8	282,016.03	7/8	282,211.06
15/16	281,236.09	15/16	281,433.50	15/16	281,630.31	15/16	281,826.52	15/16	282,022.14	15/16	282,217.15
3	281,242.27	5	281,439.67	7	281,636.46	9	281,832.65	11	282,028.24	1	282,223.24
1/16	281,248.44	1/16	281,445.82	1/16	281,642.59	1/16	281,838.77	1/16	282,034.34	1/16	282,229.32
1/8	281,254.62	1/8	281,451.98	1/8	281,648.73	1/8	281,844.88	1/8	282,040.44	1/8	282,235.40
3/16	281,260.79	3/16	281,458.13	3/16	281,654.87	3/16	281,851.00	3/16	282,046.54	3/16	282,241.47
1/4	281,266.96	1/4	281,464.28	1/4	281,661.00	1/4	281,857.12	1/4	282,052.64	1/4	282,247.55
5/16	281,273.14	5/16	281,470.44	5/16	281,667.14	5/16	281,863.24	5/16	282,058.73	5/16	282,253.63
3/8	281,279.31	3/8	281,476.59	3/8	281,673.27	3/8	281,869.35	3/8	282,064.83	3/8	282,259.71
7/16	281,285.48	7/16	281,482.75	7/16	281,679.41	7/16	281,875.47	7/16	282,070.93	7/16	282,265.79
1/2	281,291.66	1/2	281,488.90	1/2	281,685.54	1/2	281,881.59	1/2	282,077.03	1/2	282,271.87
9/16	281,297.83	9/16	281,495.06	9/16	281,691.68	9/16	281,887.70	9/16	282,083.13	9/16	282,277.95
5/8	281,304.00	5/8	281,501.21	5/8	281,697.82	5/8	281,893.82	5/8	282,089.23	5/8	282,284.03
11/16	281,310.18	11/16	281,507.37	11/16	281,703.95	11/16	281,899.94	11/16	282,095.32	11/16	282,290.11
3/4	281,316.35	3/4	281,513.52	3/4	281,710.09	3/4	281,906.05	3/4	282,101.42	3/4	282,296.19
13/16	281,322.52	13/16	281,519.67	13/16	281,716.22	13/16	281,912.17	13/16	282,107.52	13/16	282,302.27
7/8	281,328.70	7/8	281,525.83	7/8	281,722.36	7/8	281,918.29	7/8	282,113.62	7/8	282,308.35
15/16	281,334.87	15/16	281,531.98	15/16	281,728.49	15/16	281,924.41	15/16	282,119.72	15/16	282,314.43

This chart is Certified for Tank: 16 only. No changes are permissible without the written consent of GAUGE POINT CALIBRATION.

For calibration specification information, see certificate on page 1.

Tank No: 16
GAUGE POINT CALIBRATION
1-800-205-TANK

Red Hill, Pearl Harbor, Hawaii

Issue Date: 06/12/06

Capacities given in barrels of 42 U.S. gallons.

Gauge Height: 256'-07 1/2"

in/in	220 FT	in/in	220 FT	in/in	220 FT	in/in	220 FT	in/in	220 FT	in/in	221 FT
2	282,320.51	4	282,514.60	6	282,708.10	8	282,901.01	10	283,093.32	0	283,285.03
1/16	282,326.58	1/16	282,520.66	1/16	282,714.14	1/16	282,907.02	1/16	283,099.31	1/16	283,291.01
1/8	282,332.65	1/8	282,526.71	1/8	282,720.17	1/8	282,913.04	1/8	283,105.31	1/8	283,296.98
3/16	282,338.72	3/16	282,532.76	3/16	282,726.20	3/16	282,919.05	3/16	283,111.30	3/16	283,302.96
1/4	282,344.79	1/4	282,538.81	1/4	282,732.24	1/4	282,925.06	1/4	283,117.30	1/4	283,308.94
5/16	282,350.86	5/16	282,544.86	5/16	282,738.27	5/16	282,931.08	5/16	283,123.29	5/16	283,314.92
3/8	282,356.93	3/8	282,550.91	3/8	282,744.30	3/8	282,937.09	3/8	283,129.29	3/8	283,320.89
7/16	282,363.00	7/16	282,556.96	7/16	282,750.33	7/16	282,943.11	7/16	283,135.29	7/16	283,326.87
1/2	282,369.07	1/2	282,563.02	1/2	282,756.37	1/2	282,949.12	1/2	283,141.28	1/2	283,332.85
9/16	282,375.14	9/16	282,569.07	9/16	282,762.40	9/16	282,955.14	9/16	283,147.28	9/16	283,338.83
5/8	282,381.21	5/8	282,575.12	5/8	282,768.43	5/8	282,961.15	5/8	283,153.27	5/8	283,344.80
11/16	282,387.28	11/16	282,581.17	11/16	282,774.47	11/16	282,967.16	11/16	283,159.27	11/16	283,350.78
3/4	282,393.35	3/4	282,587.22	3/4	282,780.50	3/4	282,973.18	3/4	283,165.26	3/4	283,356.76
13/16	282,399.42	13/16	282,593.27	13/16	282,786.53	13/16	282,979.19	13/16	283,171.26	13/16	283,362.73
7/8	282,405.49	7/8	282,599.33	7/8	282,792.56	7/8	282,985.21	7/8	283,177.26	7/8	283,368.71
15/16	282,411.56	15/16	282,605.38	15/16	282,798.60	15/16	282,991.22	15/16	283,183.25	15/16	283,374.69
3	282,417.63	5	282,611.43	7	282,804.63	9	282,997.24	11	283,189.25	1	283,380.67
1/16	282,423.69	1/16	282,617.47	1/16	282,810.65	1/16	283,003.24	1/16	283,195.23	1/16	283,386.63
1/8	282,429.75	1/8	282,623.51	1/8	282,816.68	1/8	283,009.25	1/8	283,201.22	1/8	283,392.60
3/16	282,435.81	3/16	282,629.56	3/16	282,822.70	3/16	283,015.25	3/16	283,207.21	3/16	283,398.57
1/4	282,441.87	1/4	282,635.60	1/4	282,828.72	1/4	283,021.26	1/4	283,213.19	1/4	283,404.54
5/16	282,447.94	5/16	282,641.64	5/16	282,834.75	5/16	283,027.26	5/16	283,219.18	5/16	283,410.50
3/8	282,454.00	3/8	282,647.68	3/8	282,840.77	3/8	283,033.27	3/8	283,225.17	3/8	283,416.47
7/16	282,460.06	7/16	282,653.72	7/16	282,846.79	7/16	283,039.27	7/16	283,231.15	7/16	283,422.44
1/2	282,466.12	1/2	282,659.77	1/2	282,852.82	1/2	283,045.28	1/2	283,237.14	1/2	283,428.41
9/16	282,472.18	9/16	282,665.81	9/16	282,858.84	9/16	283,051.28	9/16	283,243.13	9/16	283,434.38
5/8	282,478.24	5/8	282,671.85	5/8	282,864.87	5/8	283,057.29	5/8	283,249.11	5/8	283,440.34
11/16	282,484.30	11/16	282,677.89	11/16	282,870.89	11/16	283,063.29	11/16	283,255.10	11/16	283,446.31
3/4	282,490.36	3/4	282,683.93	3/4	282,876.91	3/4	283,069.30	3/4	283,261.08	3/4	283,452.28
13/16	282,496.42	13/16	282,689.98	13/16	282,882.94	13/16	283,075.30	13/16	283,267.07	13/16	283,458.25
7/8	282,502.48	7/8	282,696.02	7/8	282,888.96	7/8	283,081.31	7/8	283,273.06	7/8	283,464.22
15/16	282,508.54	15/16	282,702.06	15/16	282,894.98	15/16	283,087.31	15/16	283,279.04	15/16	283,470.18

This chart is Certified for Tank: 16 only. No changes are permissible without the written consent of GAUGE POINT CALIBRATION.

For calibration specification information, see certificate on page 1.

Tank No: 16
GAUGE POINT CALIBRATION
1-800-205-TANK

Red Hill, Pearl Harbor, Hawaii

Issue Date: 06/12/06

Capacities given in barrels of 42 U.S. gallons.

Gauge Height: 256'-07 1/2"

in/in	221 FT	in/in	221 FT	in/in	221 FT	in/in	221 FT	in/in	221 FT	in/in	222 FT
2	283,476.15	4	283,666.68	6	283,856.62	8	284,045.97	10	284,234.73	0	284,422.90
1/16	283,482.11	1/16	283,672.62	1/16	283,862.54	1/16	284,051.87	1/16	284,240.61	1/16	284,428.76
1/8	283,488.07	1/8	283,678.56	1/8	283,868.46	1/8	284,057.77	1/8	284,246.50	1/8	284,434.63
3/16	283,494.03	3/16	283,684.50	3/16	283,874.38	3/16	284,063.68	3/16	284,252.38	3/16	284,440.50
1/4	283,499.99	1/4	283,690.44	1/4	283,880.31	1/4	284,069.58	1/4	284,258.27	1/4	284,446.36
5/16	283,505.95	5/16	283,696.38	5/16	283,886.23	5/16	284,075.48	5/16	284,264.15	5/16	284,452.23
3/8	283,511.90	3/8	283,702.32	3/8	283,892.15	3/8	284,081.39	3/8	284,270.03	3/8	284,458.09
7/16	283,517.86	7/16	283,708.26	7/16	283,898.07	7/16	284,087.29	7/16	284,275.92	7/16	284,463.96
1/2	283,523.82	1/2	283,714.20	1/2	283,903.99	1/2	284,093.19	1/2	284,281.80	1/2	284,469.83
9/16	283,529.78	9/16	283,720.14	9/16	283,909.91	9/16	284,099.10	9/16	284,287.69	9/16	284,475.69
5/8	283,535.74	5/8	283,726.08	5/8	283,915.84	5/8	284,105.00	5/8	284,293.57	5/8	284,481.56
11/16	283,541.70	11/16	283,732.02	11/16	283,921.76	11/16	284,110.90	11/16	284,299.46	11/16	284,487.43
3/4	283,547.66	3/4	283,737.96	3/4	283,927.68	3/4	284,116.81	3/4	284,305.34	3/4	284,493.29
13/16	283,553.61	13/16	283,743.90	13/16	283,933.60	13/16	284,122.71	13/16	284,311.23	13/16	284,499.16
7/8	283,559.57	7/8	283,749.84	7/8	283,939.52	7/8	284,128.61	7/8	284,317.11	7/8	284,505.03
15/16	283,565.53	15/16	283,755.78	15/16	283,945.45	15/16	284,134.52	15/16	284,323.00	15/16	284,510.89
3	283,571.49	5	283,761.72	7	283,951.37	9	284,140.42	11	284,328.88	1	284,516.76
1/16	283,577.44	1/16	283,767.66	1/16	283,957.28	1/16	284,146.31	1/16	284,334.76	1/16	284,522.62
1/8	283,583.39	1/8	283,773.59	1/8	283,963.19	1/8	284,152.21	1/8	284,340.64	1/8	284,528.47
3/16	283,589.34	3/16	283,779.52	3/16	283,969.10	3/16	284,158.10	3/16	284,346.51	3/16	284,534.33
1/4	283,595.29	1/4	283,785.45	1/4	283,975.02	1/4	284,164.00	1/4	284,352.39	1/4	284,540.19
5/16	283,601.24	5/16	283,791.38	5/16	283,980.93	5/16	284,169.89	5/16	284,358.26	5/16	284,546.05
3/8	283,607.19	3/8	283,797.31	3/8	283,986.84	3/8	284,175.78	3/8	284,364.14	3/8	284,551.90
7/16	283,613.14	7/16	283,803.24	7/16	283,992.75	7/16	284,181.68	7/16	284,370.01	7/16	284,557.76
1/2	283,619.09	1/2	283,809.17	1/2	283,998.67	1/2	284,187.57	1/2	284,375.89	1/2	284,563.62
9/16	283,625.04	9/16	283,815.10	9/16	284,004.58	9/16	284,193.47	9/16	284,381.77	9/16	284,569.48
5/8	283,630.98	5/8	283,821.03	5/8	284,010.49	5/8	284,199.36	5/8	284,387.64	5/8	284,575.33
11/16	283,636.93	11/16	283,826.96	11/16	284,016.40	11/16	284,205.26	11/16	284,393.52	11/16	284,581.19
3/4	283,642.88	3/4	283,832.90	3/4	284,022.32	3/4	284,211.15	3/4	284,399.39	3/4	284,587.05
13/16	283,648.83	13/16	283,838.83	13/16	284,028.23	13/16	284,217.04	13/16	284,405.27	13/16	284,592.91
7/8	283,654.78	7/8	283,844.76	7/8	284,034.14	7/8	284,222.94	7/8	284,411.14	7/8	284,598.76
15/16	283,660.73	15/16	283,850.69	15/16	284,040.05	15/16	284,228.83	15/16	284,417.02	15/16	284,604.62

This chart is Certified for Tank: 16 only. No changes are permissible without the written consent of GAUGE POINT CALIBRATION.

For calibration specification information, see certificate on page 1.

Tank No: 16
GAUGE POINT CALIBRATION
1-800-205-TANK

Red Hill, Pearl Harbor, Hawaii

Issue Date: 06/12/06

Capacities given in barrels of 42 U.S. gallons.

Gauge Height: 256'-07 1/2"

in/in	222 FT	in/in	222 FT	in/in	222 FT	in/in	222 FT	in/in	222 FT	in/in	223 FT
2	284,610.48	4	284,797.47	6	284,983.88	8	285,169.71	10	285,354.95	0	285,539.61
1/16	284,616.33	1/16	284,803.30	1/16	284,989.69	1/16	285,175.50	1/16	285,360.72	1/16	285,545.36
1/8	284,622.17	1/8	284,809.13	1/8	284,995.51	1/8	285,181.30	1/8	285,366.50	1/8	285,551.12
3/16	284,628.02	3/16	284,814.96	3/16	285,001.32	3/16	285,187.09	3/16	285,372.27	3/16	285,556.88
1/4	284,633.87	1/4	284,820.79	1/4	285,007.13	1/4	285,192.88	1/4	285,378.05	1/4	285,562.64
5/16	284,639.72	5/16	284,826.62	5/16	285,012.94	5/16	285,198.68	5/16	285,383.83	5/16	285,568.39
3/8	284,645.57	3/8	284,832.45	3/8	285,018.75	3/8	285,204.47	3/8	285,389.60	3/8	285,574.15
7/16	284,651.42	7/16	284,838.28	7/16	285,024.56	7/16	285,210.26	7/16	285,395.38	7/16	285,579.91
1/2	284,657.26	1/2	284,844.11	1/2	285,030.38	1/2	285,216.06	1/2	285,401.15	1/2	285,585.66
9/16	284,663.11	9/16	284,849.94	9/16	285,036.19	9/16	285,221.85	9/16	285,406.93	9/16	285,591.42
5/8	284,668.96	5/8	284,855.77	5/8	285,042.00	5/8	285,227.64	5/8	285,412.70	5/8	285,597.18
11/16	284,674.81	11/16	284,861.60	11/16	285,047.81	11/16	285,233.44	11/16	285,418.48	11/16	285,602.93
3/4	284,680.66	3/4	284,867.43	3/4	285,053.62	3/4	285,239.23	3/4	285,424.25	3/4	285,608.69
13/16	284,686.50	13/16	284,873.26	13/16	285,059.43	13/16	285,245.02	13/16	285,430.03	13/16	285,614.45
7/8	284,692.35	7/8	284,879.09	7/8	285,065.25	7/8	285,250.82	7/8	285,435.80	7/8	285,620.20
15/16	284,698.20	15/16	284,884.92	15/16	285,071.06	15/16	285,256.61	15/16	285,441.58	15/16	285,625.96
3	284,704.05	5	284,890.75	7	285,076.87	9	285,262.40	11	285,447.35	1	285,631.72
1/16	284,709.89	1/16	284,896.57	1/16	285,082.67	1/16	285,268.19	1/16	285,453.12	1/16	285,637.47
1/8	284,715.73	1/8	284,902.39	1/8	285,088.47	1/8	285,273.97	1/8	285,458.88	1/8	285,643.21
3/16	284,721.57	3/16	284,908.21	3/16	285,094.28	3/16	285,279.75	3/16	285,464.65	3/16	285,648.96
1/4	284,727.40	1/4	284,914.03	1/4	285,100.08	1/4	285,285.54	1/4	285,470.42	1/4	285,654.71
5/16	284,733.24	5/16	284,919.86	5/16	285,105.88	5/16	285,291.32	5/16	285,476.18	5/16	285,660.46
3/8	284,739.08	3/8	284,925.68	3/8	285,111.68	3/8	285,297.11	3/8	285,481.95	3/8	285,666.21
7/16	284,744.92	7/16	284,931.50	7/16	285,117.49	7/16	285,302.89	7/16	285,487.71	7/16	285,671.95
1/2	284,750.76	1/2	284,937.32	1/2	285,123.29	1/2	285,308.68	1/2	285,493.48	1/2	285,677.70
9/16	284,756.60	9/16	284,943.14	9/16	285,129.09	9/16	285,314.46	9/16	285,499.25	9/16	285,683.45
5/8	284,762.44	5/8	284,948.96	5/8	285,134.89	5/8	285,320.24	5/8	285,505.01	5/8	285,689.20
11/16	284,768.28	11/16	284,954.78	11/16	285,140.70	11/16	285,326.03	11/16	285,510.78	11/16	285,694.94
3/4	284,774.12	3/4	284,960.60	3/4	285,146.50	3/4	285,331.81	3/4	285,516.54	3/4	285,700.69
13/16	284,779.96	13/16	284,966.42	13/16	285,152.30	13/16	285,337.60	13/16	285,522.31	13/16	285,706.44
7/8	284,785.80	7/8	284,972.24	7/8	285,158.10	7/8	285,343.38	7/8	285,528.08	7/8	285,712.19
15/16	284,791.63	15/16	284,978.06	15/16	285,163.91	15/16	285,349.17	15/16	285,533.84	15/16	285,717.94

This chart is Certified for Tank: 16 only. No changes are permissible without the written consent of GAUGE POINT CALIBRATION.

For calibration specification information, see certificate on page 1.

Tank No: 16
GAUGE POINT CALIBRATION
1-800-205-TANK

Red Hill, Pearl Harbor, Hawaii

Issue Date: 06/12/06

Capacities given in barrels of 42 U.S. gallons.

Gauge Height: 256'-07 1/2"

in/in	223 FT	in/in	223 FT	in/in	223 FT	in/in	223 FT	in/in	223 FT	in/in	224 FT
2	285,723.68	4	285,907.18	6	286,090.09	8	286,272.43	10	286,454.19	0	286,635.37
1/16	285,729.42	1/16	285,912.90	1/16	286,095.80	1/16	286,278.11	1/16	286,459.85	1/16	286,641.01
1/8	285,735.16	1/8	285,918.62	1/8	286,101.50	1/8	286,283.80	1/8	286,465.52	1/8	286,646.66
3/16	285,740.90	3/16	285,924.34	3/16	286,107.20	3/16	286,289.48	3/16	286,471.19	3/16	286,652.31
1/4	285,746.64	1/4	285,930.06	1/4	286,112.90	1/4	286,295.17	1/4	286,476.85	1/4	286,657.96
5/16	285,752.38	5/16	285,935.78	5/16	286,118.61	5/16	286,300.85	5/16	286,482.52	5/16	286,663.61
3/8	285,758.12	3/8	285,941.50	3/8	286,124.31	3/8	286,306.54	3/8	286,488.18	3/8	286,669.26
7/16	285,763.86	7/16	285,947.22	7/16	286,130.01	7/16	286,312.22	7/16	286,493.85	7/16	286,674.90
1/2	285,769.59	1/2	285,952.94	1/2	286,135.71	1/2	286,317.90	1/2	286,499.52	1/2	286,680.55
9/16	285,775.33	9/16	285,958.66	9/16	286,141.42	9/16	286,323.59	9/16	286,505.18	9/16	286,686.20
5/8	285,781.07	5/8	285,964.39	5/8	286,147.12	5/8	286,329.27	5/8	286,510.85	5/8	286,691.85
11/16	285,786.81	11/16	285,970.11	11/16	286,152.82	11/16	286,334.96	11/16	286,516.52	11/16	286,697.50
3/4	285,792.55	3/4	285,975.83	3/4	286,158.52	3/4	286,340.64	3/4	286,522.18	3/4	286,703.15
13/16	285,798.29	13/16	285,981.55	13/16	286,164.23	13/16	286,346.33	13/16	286,527.85	13/16	286,708.79
7/8	285,804.03	7/8	285,987.27	7/8	286,169.93	7/8	286,352.01	7/8	286,533.52	7/8	286,714.44
15/16	285,809.77	15/16	285,992.99	15/16	286,175.63	15/16	286,357.70	15/16	286,539.18	15/16	286,720.09
3	285,815.50	5	285,998.71	7	286,181.33	9	286,363.38	11	286,544.85	1	286,725.74
1/16	285,821.23	1/16	286,004.42	1/16	286,187.03	1/16	286,369.06	1/16	286,550.51	1/16	286,731.38
1/8	285,826.96	1/8	286,010.13	1/8	286,192.72	1/8	286,374.73	1/8	286,556.16	1/8	286,737.02
3/16	285,832.69	3/16	286,015.84	3/16	286,198.41	3/16	286,380.41	3/16	286,561.82	3/16	286,742.66
1/4	285,838.42	1/4	286,021.56	1/4	286,204.11	1/4	286,386.08	1/4	286,567.48	1/4	286,748.30
5/16	285,844.15	5/16	286,027.27	5/16	286,209.80	5/16	286,391.76	5/16	286,573.14	5/16	286,753.94
3/8	285,849.88	3/8	286,032.98	3/8	286,215.49	3/8	286,397.43	3/8	286,578.79	3/8	286,759.58
7/16	285,855.61	7/16	286,038.69	7/16	286,221.19	7/16	286,403.11	7/16	286,584.45	7/16	286,765.22
1/2	285,861.34	1/2	286,044.40	1/2	286,226.88	1/2	286,408.78	1/2	286,590.11	1/2	286,770.85
9/16	285,867.07	9/16	286,050.11	9/16	286,232.58	9/16	286,414.46	9/16	286,595.76	9/16	286,776.49
5/8	285,872.80	5/8	286,055.82	5/8	286,238.27	5/8	286,420.13	5/8	286,601.42	5/8	286,782.13
11/16	285,878.53	11/16	286,061.54	11/16	286,243.96	11/16	286,425.81	11/16	286,607.08	11/16	286,787.77
3/4	285,884.26	3/4	286,067.25	3/4	286,249.66	3/4	286,431.48	3/4	286,612.74	3/4	286,793.41
13/16	285,889.99	13/16	286,072.96	13/16	286,255.35	13/16	286,437.16	13/16	286,618.39	13/16	286,799.05
7/8	285,895.72	7/8	286,078.67	7/8	286,261.04	7/8	286,442.84	7/8	286,624.05	7/8	286,804.69
15/16	285,901.45	15/16	286,084.38	15/16	286,266.74	15/16	286,448.51	15/16	286,629.71	15/16	286,810.33

This chart is Certified for Tank: 16 only. No changes are permissible without the written consent of GAUGE POINT CALIBRATION.

For calibration specification information, see certificate on page 1.

Tank No: 16
GAUGE POINT CALIBRATION
1-800-205-TANK

Red Hill, Pearl Harbor, Hawaii

Issue Date: 06/12/06

Capacities given in barrels of 42 U.S. gallons.

Gauge Height: 256'-07 1/2"

in/in	224 FT	in/in	224 FT	in/in	224 FT	in/in	224 FT	in/in	224 FT	in/in	225 FT
2	286,815.97	4	286,996.00	6	287,175.45	8	287,354.33	10	287,532.63	0	287,710.37
1/16	286,821.60	1/16	287,001.61	1/16	287,181.04	1/16	287,359.91	1/16	287,538.19	1/16	287,715.91
1/8	286,827.23	1/8	287,007.22	1/8	287,186.64	1/8	287,365.48	1/8	287,543.75	1/8	287,721.45
3/16	286,832.86	3/16	287,012.83	3/16	287,192.23	3/16	287,371.06	3/16	287,549.31	3/16	287,726.99
1/4	286,838.49	1/4	287,018.45	1/4	287,197.83	1/4	287,376.63	1/4	287,554.87	1/4	287,732.53
5/16	286,844.12	5/16	287,024.06	5/16	287,203.42	5/16	287,382.21	5/16	287,560.43	5/16	287,738.07
3/8	286,849.75	3/8	287,029.67	3/8	287,209.02	3/8	287,387.79	3/8	287,565.99	3/8	287,743.61
7/16	286,855.38	7/16	287,035.28	7/16	287,214.61	7/16	287,393.36	7/16	287,571.55	7/16	287,749.15
1/2	286,861.01	1/2	287,040.90	1/2	287,220.21	1/2	287,398.94	1/2	287,577.10	1/2	287,754.70
9/16	286,866.64	9/16	287,046.51	9/16	287,225.80	9/16	287,404.52	9/16	287,582.66	9/16	287,760.24
5/8	286,872.27	5/8	287,052.12	5/8	287,231.39	5/8	287,410.09	5/8	287,588.22	5/8	287,765.78
11/16	286,877.90	11/16	287,057.73	11/16	287,236.99	11/16	287,415.67	11/16	287,593.78	11/16	287,771.32
3/4	286,883.53	3/4	287,063.35	3/4	287,242.58	3/4	287,421.25	3/4	287,599.34	3/4	287,776.86
13/16	286,889.16	13/16	287,068.96	13/16	287,248.18	13/16	287,426.82	13/16	287,604.90	13/16	287,782.40
7/8	286,894.79	7/8	287,074.57	7/8	287,253.77	7/8	287,432.40	7/8	287,610.46	7/8	287,787.94
15/16	286,900.42	15/16	287,080.18	15/16	287,259.37	15/16	287,437.98	15/16	287,616.01	15/16	287,793.48
3	286,906.05	5	287,085.79	7	287,264.96	9	287,443.55	11	287,621.57	1	287,799.02
1/16	286,911.68	1/16	287,091.40	1/16	287,270.55	1/16	287,449.12	1/16	287,627.12	1/16	287,804.55
1/8	286,917.30	1/8	287,097.00	1/8	287,276.13	1/8	287,454.69	1/8	287,632.67	1/8	287,810.09
3/16	286,922.92	3/16	287,102.61	3/16	287,281.72	3/16	287,460.26	3/16	287,638.22	3/16	287,815.62
1/4	286,928.54	1/4	287,108.21	1/4	287,287.30	1/4	287,465.82	1/4	287,643.77	1/4	287,821.15
5/16	286,934.16	5/16	287,113.81	5/16	287,292.89	5/16	287,471.39	5/16	287,649.32	5/16	287,826.68
3/8	286,939.78	3/8	287,119.42	3/8	287,298.47	3/8	287,476.96	3/8	287,654.87	3/8	287,832.21
7/16	286,945.40	7/16	287,125.02	7/16	287,304.06	7/16	287,482.53	7/16	287,660.42	7/16	287,837.74
1/2	286,951.03	1/2	287,130.62	1/2	287,309.64	1/2	287,488.09	1/2	287,665.97	1/2	287,843.28
9/16	286,956.65	9/16	287,136.23	9/16	287,315.23	9/16	287,493.66	9/16	287,671.52	9/16	287,848.81
5/8	286,962.27	5/8	287,141.83	5/8	287,320.82	5/8	287,499.23	5/8	287,677.07	5/8	287,854.34
11/16	286,967.89	11/16	287,147.43	11/16	287,326.40	11/16	287,504.80	11/16	287,682.62	11/16	287,859.87
3/4	286,973.51	3/4	287,153.04	3/4	287,331.99	3/4	287,510.36	3/4	287,688.17	3/4	287,865.40
13/16	286,979.13	13/16	287,158.64	13/16	287,337.57	13/16	287,515.93	13/16	287,693.72	13/16	287,870.94
7/8	286,984.75	7/8	287,164.24	7/8	287,343.16	7/8	287,521.50	7/8	287,699.27	7/8	287,876.47
15/16	286,990.38	15/16	287,169.85	15/16	287,348.74	15/16	287,527.07	15/16	287,704.82	15/16	287,882.00

This chart is Certified for Tank: 16 only. No changes are permissible without the written consent of GAUGE POINT CALIBRATION.

For calibration specification information, see certificate on page 1.

Tank No: 16
GAUGE POINT CALIBRATION
1-800-205-TANK

Red Hill, Pearl Harbor, Hawaii

Issue Date: 06/12/06

Capacities given in barrels of 42 U.S. gallons.

Gauge Height: 256'-07 1/2"

in/in	225 FT	in/in	225 FT	in/in	225 FT	in/in	225 FT	in/in	225 FT	in/in	226 FT
2	287,887.53	4	288,064.12	6	288,240.10	8	288,415.11	10	288,589.06	0	288,761.96
1/16	287,893.05	1/16	288,069.63	1/16	288,245.58	1/16	288,420.55	1/16	288,594.47	1/16	288,767.34
1/8	287,898.58	1/8	288,075.14	1/8	288,251.06	1/8	288,425.99	1/8	288,599.88	1/8	288,772.72
3/16	287,904.10	3/16	288,080.64	3/16	288,256.54	3/16	288,431.44	3/16	288,605.29	3/16	288,778.10
1/4	287,909.62	1/4	288,086.15	1/4	288,262.01	1/4	288,436.88	1/4	288,610.70	1/4	288,783.48
5/16	287,915.15	5/16	288,091.65	5/16	288,267.49	5/16	288,442.33	5/16	288,616.11	5/16	288,788.85
3/8	287,920.67	3/8	288,097.16	3/8	288,272.97	3/8	288,447.77	3/8	288,621.53	3/8	288,794.23
7/16	287,926.19	7/16	288,102.66	7/16	288,278.44	7/16	288,453.22	7/16	288,626.94	7/16	288,799.61
1/2	287,931.72	1/2	288,108.17	1/2	288,283.92	1/2	288,458.66	1/2	288,632.35	1/2	288,804.99
9/16	287,937.24	9/16	288,113.67	9/16	288,289.40	9/16	288,464.10	9/16	288,637.76	9/16	288,810.37
5/8	287,942.76	5/8	288,119.18	5/8	288,294.87	5/8	288,469.55	5/8	288,643.17	5/8	288,815.75
11/16	287,948.28	11/16	288,124.68	11/16	288,300.35	11/16	288,474.99	11/16	288,648.58	11/16	288,821.13
3/4	287,953.81	3/4	288,130.19	3/4	288,305.83	3/4	288,480.44	3/4	288,653.99	3/4	288,826.50
13/16	287,959.33	13/16	288,135.69	13/16	288,311.31	13/16	288,485.88	13/16	288,659.41	13/16	288,831.88
7/8	287,964.85	7/8	288,141.20	7/8	288,316.78	7/8	288,491.32	7/8	288,664.82	7/8	288,837.26
15/16	287,970.38	15/16	288,146.70	15/16	288,322.26	15/16	288,496.77	15/16	288,670.23	15/16	288,842.64
3	287,975.90	5	288,152.21	7	288,327.74	9	288,502.21	11	288,675.64	1	288,848.02
1/16	287,981.41	1/16	288,157.70	1/16	288,333.20	1/16	288,507.64	1/16	288,681.03	1/16	288,853.38
1/8	287,986.93	1/8	288,163.19	1/8	288,338.66	1/8	288,513.07	1/8	288,686.43	1/8	288,858.74
3/16	287,992.44	3/16	288,168.69	3/16	288,344.12	3/16	288,518.50	3/16	288,691.82	3/16	288,864.11
1/4	287,997.96	1/4	288,174.18	1/4	288,349.58	1/4	288,523.92	1/4	288,697.22	1/4	288,869.47
5/16	288,003.47	5/16	288,179.68	5/16	288,355.04	5/16	288,529.35	5/16	288,702.61	5/16	288,874.83
3/8	288,008.98	3/8	288,185.17	3/8	288,360.50	3/8	288,534.78	3/8	288,708.01	3/8	288,880.19
7/16	288,014.50	7/16	288,190.66	7/16	288,365.96	7/16	288,540.21	7/16	288,713.40	7/16	288,885.56
1/2	288,020.01	1/2	288,196.16	1/2	288,371.42	1/2	288,545.64	1/2	288,718.80	1/2	288,890.92
9/16	288,025.53	9/16	288,201.65	9/16	288,376.88	9/16	288,551.06	9/16	288,724.19	9/16	288,896.28
5/8	288,031.04	5/8	288,207.14	5/8	288,382.34	5/8	288,556.49	5/8	288,729.59	5/8	288,901.64
11/16	288,036.55	11/16	288,212.64	11/16	288,387.80	11/16	288,561.92	11/16	288,734.99	11/16	288,907.01
3/4	288,042.07	3/4	288,218.13	3/4	288,393.26	3/4	288,567.35	3/4	288,740.38	3/4	288,912.37
13/16	288,047.58	13/16	288,223.62	13/16	288,398.72	13/16	288,572.77	13/16	288,745.78	13/16	288,917.73
7/8	288,053.10	7/8	288,229.12	7/8	288,404.19	7/8	288,578.20	7/8	288,751.17	7/8	288,923.09
15/16	288,058.61	15/16	288,234.61	15/16	288,409.65	15/16	288,583.63	15/16	288,756.57	15/16	288,928.46

This chart is Certified for Tank: 16 only. No changes are permissible without the written consent of GAUGE POINT CALIBRATION.

For calibration specification information, see certificate on page 1.

Tank No: 16
GAUGE POINT CALIBRATION
1-800-205-TANK

Red Hill, Pearl Harbor, Hawaii

Issue Date: 06/12/06

Capacities given in barrels of 42 U.S. gallons.

Gauge Height: 256'-07 1/2"

in/in	226 FT	in/in	226 FT	in/in	226 FT	in/in	226 FT	in/in	226 FT	in/in	227 FT
2	288,933.82	4	289,104.64	6	289,274.41	8	289,443.16	10	289,610.87	0	289,777.55
1/16	288,939.16	1/16	289,109.95	1/16	289,279.70	1/16	289,448.41	1/16	289,616.09	1/16	289,782.74
1/8	288,944.51	1/8	289,115.26	1/8	289,284.98	1/8	289,453.66	1/8	289,621.30	1/8	289,787.92
3/16	288,949.86	3/16	289,120.58	3/16	289,290.26	3/16	289,458.90	3/16	289,626.52	3/16	289,793.10
1/4	288,955.20	1/4	289,125.89	1/4	289,295.54	1/4	289,464.15	1/4	289,631.74	1/4	289,798.29
5/16	288,960.55	5/16	289,131.20	5/16	289,300.82	5/16	289,469.40	5/16	289,636.95	5/16	289,803.47
3/8	288,965.90	3/8	289,136.52	3/8	289,306.10	3/8	289,474.65	3/8	289,642.17	3/8	289,808.66
7/16	288,971.24	7/16	289,141.83	7/16	289,311.38	7/16	289,479.90	7/16	289,647.39	7/16	289,813.84
1/2	288,976.59	1/2	289,147.14	1/2	289,316.66	1/2	289,485.15	1/2	289,652.60	1/2	289,819.03
9/16	288,981.93	9/16	289,152.46	9/16	289,321.95	9/16	289,490.40	9/16	289,657.82	9/16	289,824.21
5/8	288,987.28	5/8	289,157.77	5/8	289,327.23	5/8	289,495.65	5/8	289,663.04	5/8	289,829.40
11/16	288,992.63	11/16	289,163.09	11/16	289,332.51	11/16	289,500.90	11/16	289,668.25	11/16	289,834.58
3/4	288,997.97	3/4	289,168.40	3/4	289,337.79	3/4	289,506.15	3/4	289,673.47	3/4	289,839.77
13/16	289,003.32	13/16	289,173.71	13/16	289,343.07	13/16	289,511.39	13/16	289,678.69	13/16	289,844.95
7/8	289,008.66	7/8	289,179.03	7/8	289,348.35	7/8	289,516.64	7/8	289,683.90	7/8	289,850.14
15/16	289,014.01	15/16	289,184.34	15/16	289,353.63	15/16	289,521.89	15/16	289,689.12	15/16	289,855.32
3	289,019.36	5	289,189.65	7	289,358.91	9	289,527.14	11	289,694.34	1	289,860.51
1/16	289,024.69	1/16	289,194.95	1/16	289,364.18	1/16	289,532.37	1/16	289,699.54	1/16	289,865.68
1/8	289,030.02	1/8	289,200.25	1/8	289,369.45	1/8	289,537.61	1/8	289,704.74	1/8	289,870.84
3/16	289,035.35	3/16	289,205.55	3/16	289,374.71	3/16	289,542.84	3/16	289,709.94	3/16	289,876.01
1/4	289,040.68	1/4	289,210.84	1/4	289,379.98	1/4	289,548.07	1/4	289,715.14	1/4	289,881.18
5/16	289,046.01	5/16	289,216.14	5/16	289,385.24	5/16	289,553.31	5/16	289,720.34	5/16	289,886.35
3/8	289,051.34	3/8	289,221.44	3/8	289,390.51	3/8	289,558.54	3/8	289,725.54	3/8	289,891.52
7/16	289,056.67	7/16	289,226.74	7/16	289,395.77	7/16	289,563.77	7/16	289,730.74	7/16	289,896.69
1/2	289,062.00	1/2	289,232.03	1/2	289,401.04	1/2	289,569.00	1/2	289,735.94	1/2	289,901.86
9/16	289,067.33	9/16	289,237.33	9/16	289,406.30	9/16	289,574.24	9/16	289,741.14	9/16	289,907.03
5/8	289,072.66	5/8	289,242.63	5/8	289,411.57	5/8	289,579.47	5/8	289,746.35	5/8	289,912.19
11/16	289,077.99	11/16	289,247.93	11/16	289,416.83	11/16	289,584.70	11/16	289,751.55	11/16	289,917.36
3/4	289,083.32	3/4	289,253.22	3/4	289,422.10	3/4	289,589.94	3/4	289,756.75	3/4	289,922.53
13/16	289,088.65	13/16	289,258.52	13/16	289,427.36	13/16	289,595.17	13/16	289,761.95	13/16	289,927.70
7/8	289,093.98	7/8	289,263.82	7/8	289,432.63	7/8	289,600.40	7/8	289,767.15	7/8	289,932.87
15/16	289,099.31	15/16	289,269.12	15/16	289,437.89	15/16	289,605.64	15/16	289,772.35	15/16	289,938.04

This chart is Certified for Tank: 16 only. No changes are permissible without the written consent of GAUGE POINT CALIBRATION.

For calibration specification information, see certificate on page 1.

Tank No: 16
GAUGE POINT CALIBRATION
1-800-205-TANK

Red Hill, Pearl Harbor, Hawaii

Issue Date: 06/12/06

Capacities given in barrels of 42 U.S. gallons.

Gauge Height: 256'-07 1/2"

in/in	227 FT	in/in	227 FT	in/in	227 FT	in/in	227 FT	in/in	227 FT	in/in	228 FT
2	289,943.21	4	290,107.84	6	290,271.46	8	290,434.05	10	290,595.64	0	290,756.21
1/16	289,948.36	1/16	290,112.96	1/16	290,276.54	1/16	290,439.11	1/16	290,600.66	1/16	290,761.21
1/8	289,953.51	1/8	290,118.08	1/8	290,281.63	1/8	290,444.17	1/8	290,605.69	1/8	290,766.20
3/16	289,958.67	3/16	290,123.20	3/16	290,286.72	3/16	290,449.23	3/16	290,610.72	3/16	290,771.20
1/4	289,963.82	1/4	290,128.32	1/4	290,291.81	1/4	290,454.28	1/4	290,615.74	1/4	290,776.19
5/16	289,968.97	5/16	290,133.45	5/16	290,296.90	5/16	290,459.34	5/16	290,620.77	5/16	290,781.19
3/8	289,974.12	3/8	290,138.57	3/8	290,301.99	3/8	290,464.40	3/8	290,625.79	3/8	290,786.18
7/16	289,979.28	7/16	290,143.69	7/16	290,307.08	7/16	290,469.46	7/16	290,630.82	7/16	290,791.17
1/2	289,984.43	1/2	290,148.81	1/2	290,312.17	1/2	290,474.51	1/2	290,635.85	1/2	290,796.17
9/16	289,989.58	9/16	290,153.93	9/16	290,317.26	9/16	290,479.57	9/16	290,640.87	9/16	290,801.16
5/8	289,994.73	5/8	290,159.05	5/8	290,322.35	5/8	290,484.63	5/8	290,645.90	5/8	290,806.16
11/16	289,999.89	11/16	290,164.17	11/16	290,327.44	11/16	290,489.69	11/16	290,650.92	11/16	290,811.15
3/4	290,005.04	3/4	290,169.29	3/4	290,332.52	3/4	290,494.74	3/4	290,655.95	3/4	290,816.15
13/16	290,010.19	13/16	290,174.41	13/16	290,337.61	13/16	290,499.80	13/16	290,660.97	13/16	290,821.14
7/8	290,015.35	7/8	290,179.53	7/8	290,342.70	7/8	290,504.86	7/8	290,666.00	7/8	290,826.14
15/16	290,020.50	15/16	290,184.65	15/16	290,347.79	15/16	290,509.92	15/16	290,671.03	15/16	290,831.13
3	290,025.65	5	290,189.78	7	290,352.88	9	290,514.97	11	290,676.05	1	290,836.12
1/16	290,030.79	1/16	290,194.88	1/16	290,357.95	1/16	290,520.01	1/16	290,681.06	1/16	290,841.10
1/8	290,035.93	1/8	290,199.99	1/8	290,363.03	1/8	290,525.06	1/8	290,686.07	1/8	290,846.08
3/16	290,041.06	3/16	290,205.09	3/16	290,368.10	3/16	290,530.10	3/16	290,691.08	3/16	290,851.06
1/4	290,046.20	1/4	290,210.20	1/4	290,373.17	1/4	290,535.14	1/4	290,696.09	1/4	290,856.04
5/16	290,051.34	5/16	290,215.30	5/16	290,378.25	5/16	290,540.18	5/16	290,701.10	5/16	290,861.02
3/8	290,056.47	3/8	290,220.41	3/8	290,383.32	3/8	290,545.22	3/8	290,706.11	3/8	290,866.00
7/16	290,061.61	7/16	290,225.51	7/16	290,388.39	7/16	290,550.26	7/16	290,711.12	7/16	290,870.97
1/2	290,066.75	1/2	290,230.62	1/2	290,393.47	1/2	290,555.31	1/2	290,716.13	1/2	290,875.95
9/16	290,071.88	9/16	290,235.72	9/16	290,398.54	9/16	290,560.35	9/16	290,721.14	9/16	290,880.93
5/8	290,077.02	5/8	290,240.83	5/8	290,403.61	5/8	290,565.39	5/8	290,726.15	5/8	290,885.91
11/16	290,082.16	11/16	290,245.93	11/16	290,408.69	11/16	290,570.43	11/16	290,731.16	11/16	290,890.89
3/4	290,087.29	3/4	290,251.04	3/4	290,413.76	3/4	290,575.47	3/4	290,736.17	3/4	290,895.87
13/16	290,092.43	13/16	290,256.14	13/16	290,418.83	13/16	290,580.51	13/16	290,741.18	13/16	290,900.85
7/8	290,097.57	7/8	290,261.25	7/8	290,423.91	7/8	290,585.56	7/8	290,746.19	7/8	290,905.83
15/16	290,102.70	15/16	290,266.35	15/16	290,428.98	15/16	290,590.60	15/16	290,751.20	15/16	290,910.80

This chart is Certified for Tank: 16 only. No changes are permissible without the written consent of GAUGE POINT CALIBRATION.

For calibration specification information, see certificate on page 1.

Tank No: 16
GAUGE POINT CALIBRATION
1-800-205-TANK

Red Hill, Pearl Harbor, Hawaii

Issue Date: 06/12/06

Capacities given in barrels of 42 U.S. gallons.

Gauge Height: 256'-07 1/2"

in/in	228 FT	in/in	228 FT	in/in	228 FT	in/in	228 FT	in/in	228 FT	in/in	229 FT
2	290,915.78	4	291,074.35	6	291,231.91	8	291,388.48	10	291,544.05	0	291,698.64
1/16	290,920.75	1/16	291,079.28	1/16	291,236.81	1/16	291,393.35	1/16	291,548.89	1/16	291,703.44
1/8	290,925.71	1/8	291,084.21	1/8	291,241.71	1/8	291,398.22	1/8	291,553.73	1/8	291,708.25
3/16	290,930.67	3/16	291,089.14	3/16	291,246.61	3/16	291,403.09	3/16	291,558.57	3/16	291,713.06
1/4	290,935.63	1/4	291,094.07	1/4	291,251.51	1/4	291,407.96	1/4	291,563.41	1/4	291,717.87
5/16	290,940.60	5/16	291,099.01	5/16	291,256.41	5/16	291,412.83	5/16	291,568.25	5/16	291,722.67
3/8	290,945.56	3/8	291,103.94	3/8	291,261.32	3/8	291,417.70	3/8	291,573.08	3/8	291,727.48
7/16	290,950.52	7/16	291,108.87	7/16	291,266.22	7/16	291,422.57	7/16	291,577.92	7/16	291,732.29
1/2	290,955.49	1/2	291,113.80	1/2	291,271.12	1/2	291,427.44	1/2	291,582.76	1/2	291,737.10
9/16	290,960.45	9/16	291,118.73	9/16	291,276.02	9/16	291,432.30	9/16	291,587.60	9/16	291,741.90
5/8	290,965.41	5/8	291,123.66	5/8	291,280.92	5/8	291,437.17	5/8	291,592.44	5/8	291,746.71
11/16	290,970.38	11/16	291,128.60	11/16	291,285.82	11/16	291,442.04	11/16	291,597.28	11/16	291,751.52
3/4	290,975.34	3/4	291,133.53	3/4	291,290.72	3/4	291,446.91	3/4	291,602.11	3/4	291,756.33
13/16	290,980.30	13/16	291,138.46	13/16	291,295.62	13/16	291,451.78	13/16	291,606.95	13/16	291,761.13
7/8	290,985.26	7/8	291,143.39	7/8	291,300.52	7/8	291,456.65	7/8	291,611.79	7/8	291,765.94
15/16	290,990.23	15/16	291,148.32	15/16	291,305.42	15/16	291,461.52	15/16	291,616.63	15/16	291,770.75
3	290,995.19	5	291,153.25	7	291,310.32	9	291,466.39	11	291,621.47	1	291,775.56
1/16	291,000.14	1/16	291,158.17	1/16	291,315.21	1/16	291,471.24	1/16	291,626.29	1/16	291,780.35
1/8	291,005.09	1/8	291,163.09	1/8	291,320.09	1/8	291,476.10	1/8	291,631.11	1/8	291,785.14
3/16	291,010.03	3/16	291,168.00	3/16	291,324.98	3/16	291,480.95	3/16	291,635.94	3/16	291,789.93
1/4	291,014.98	1/4	291,172.92	1/4	291,329.86	1/4	291,485.81	1/4	291,640.76	1/4	291,794.72
5/16	291,019.93	5/16	291,177.84	5/16	291,334.75	5/16	291,490.66	5/16	291,645.58	5/16	291,799.52
3/8	291,024.87	3/8	291,182.75	3/8	291,339.63	3/8	291,495.51	3/8	291,650.41	3/8	291,804.31
7/16	291,029.82	7/16	291,187.67	7/16	291,344.52	7/16	291,500.37	7/16	291,655.23	7/16	291,809.10
1/2	291,034.77	1/2	291,192.58	1/2	291,349.40	1/2	291,505.22	1/2	291,660.05	1/2	291,813.89
9/16	291,039.72	9/16	291,197.50	9/16	291,354.29	9/16	291,510.08	9/16	291,664.87	9/16	291,818.69
5/8	291,044.66	5/8	291,202.42	5/8	291,359.17	5/8	291,514.93	5/8	291,669.70	5/8	291,823.48
11/16	291,049.61	11/16	291,207.33	11/16	291,364.05	11/16	291,519.78	11/16	291,674.52	11/16	291,828.27
3/4	291,054.56	3/4	291,212.25	3/4	291,368.94	3/4	291,524.64	3/4	291,679.34	3/4	291,833.06
13/16	291,059.51	13/16	291,217.16	13/16	291,373.82	13/16	291,529.49	13/16	291,684.17	13/16	291,837.85
7/8	291,064.45	7/8	291,222.08	7/8	291,378.71	7/8	291,534.35	7/8	291,688.99	7/8	291,842.65
15/16	291,069.40	15/16	291,227.00	15/16	291,383.59	15/16	291,539.20	15/16	291,693.81	15/16	291,847.44

This chart is Certified for Tank: 16 only. No changes are permissible without the written consent of GAUGE POINT CALIBRATION.

For calibration specification information, see certificate on page 1.

Tank No: 16
GAUGE POINT CALIBRATION
1-800-205-TANK

Red Hill, Pearl Harbor, Hawaii

Issue Date: 06/12/06

Capacities given in barrels of 42 U.S. gallons.

Gauge Height: 256'-07 1/2"

in/in	229 FT	in/in	229 FT	in/in	229 FT	in/in	229 FT	in/in	229 FT	in/in	230 FT
2	291,852.23	4	292,004.84	6	292,156.47	8	292,307.12	10	292,456.79	0	292,605.50
1/16	291,857.01	1/16	292,009.59	1/16	292,161.18	1/16	292,311.80	1/16	292,461.45	1/16	292,610.12
1/8	291,861.78	1/8	292,014.33	1/8	292,165.90	1/8	292,316.49	1/8	292,466.10	1/8	292,614.75
3/16	291,866.56	3/16	292,019.08	3/16	292,170.61	3/16	292,321.17	3/16	292,470.76	3/16	292,619.37
1/4	291,871.34	1/4	292,023.82	1/4	292,175.33	1/4	292,325.86	1/4	292,475.41	1/4	292,623.99
5/16	291,876.11	5/16	292,028.57	5/16	292,180.05	5/16	292,330.54	5/16	292,480.07	5/16	292,628.62
3/8	291,880.89	3/8	292,033.32	3/8	292,184.76	3/8	292,335.23	3/8	292,484.72	3/8	292,633.24
7/16	291,885.67	7/16	292,038.06	7/16	292,189.48	7/16	292,339.91	7/16	292,489.38	7/16	292,637.87
1/2	291,890.44	1/2	292,042.81	1/2	292,194.19	1/2	292,344.60	1/2	292,494.03	1/2	292,642.49
9/16	291,895.22	9/16	292,047.55	9/16	292,198.91	9/16	292,349.28	9/16	292,498.69	9/16	292,647.12
5/8	291,900.00	5/8	292,052.30	5/8	292,203.62	5/8	292,353.97	5/8	292,503.34	5/8	292,651.74
11/16	291,904.77	11/16	292,057.05	11/16	292,208.34	11/16	292,358.65	11/16	292,507.99	11/16	292,656.36
3/4	291,909.55	3/4	292,061.79	3/4	292,213.05	3/4	292,363.34	3/4	292,512.65	3/4	292,660.99
13/16	291,914.33	13/16	292,066.54	13/16	292,217.77	13/16	292,368.02	13/16	292,517.30	13/16	292,665.61
7/8	291,919.10	7/8	292,071.28	7/8	292,222.48	7/8	292,372.71	7/8	292,521.96	7/8	292,670.24
15/16	291,923.88	15/16	292,076.03	15/16	292,227.20	15/16	292,377.39	15/16	292,526.61	15/16	292,674.86
3	291,928.66	5	292,080.78	7	292,231.92	9	292,382.08	11	292,531.27	1	292,679.49
1/16	291,933.42	1/16	292,085.51	1/16	292,236.62	1/16	292,386.75	1/16	292,535.91	1/16	292,684.10
1/8	291,938.18	1/8	292,090.24	1/8	292,241.32	1/8	292,391.42	1/8	292,540.55	1/8	292,688.70
3/16	291,942.94	3/16	292,094.97	3/16	292,246.02	3/16	292,396.09	3/16	292,545.19	3/16	292,693.31
1/4	291,947.70	1/4	292,099.70	1/4	292,250.72	1/4	292,400.76	1/4	292,549.82	1/4	292,697.92
5/16	291,952.46	5/16	292,104.43	5/16	292,255.42	5/16	292,405.43	5/16	292,554.46	5/16	292,702.53
3/8	291,957.23	3/8	292,109.16	3/8	292,260.12	3/8	292,410.10	3/8	292,559.10	3/8	292,707.14
7/16	291,961.99	7/16	292,113.89	7/16	292,264.82	7/16	292,414.77	7/16	292,563.74	7/16	292,711.75
1/2	291,966.75	1/2	292,118.62	1/2	292,269.52	1/2	292,419.44	1/2	292,568.38	1/2	292,716.36
9/16	291,971.51	9/16	292,123.35	9/16	292,274.22	9/16	292,424.11	9/16	292,573.02	9/16	292,720.97
5/8	291,976.27	5/8	292,128.08	5/8	292,278.92	5/8	292,428.78	5/8	292,577.66	5/8	292,725.58
11/16	291,981.03	11/16	292,132.81	11/16	292,283.62	11/16	292,433.45	11/16	292,582.30	11/16	292,730.19
3/4	291,985.79	3/4	292,137.55	3/4	292,288.32	3/4	292,438.12	3/4	292,586.94	3/4	292,734.80
13/16	291,990.56	13/16	292,142.28	13/16	292,293.02	13/16	292,442.79	13/16	292,591.58	13/16	292,739.40
7/8	291,995.32	7/8	292,147.01	7/8	292,297.72	7/8	292,447.45	7/8	292,596.22	7/8	292,744.01
15/16	292,000.08	15/16	292,151.74	15/16	292,302.42	15/16	292,452.12	15/16	292,600.86	15/16	292,748.62

This chart is Certified for Tank: 16 only. No changes are permissible without the written consent of GAUGE POINT CALIBRATION.

For calibration specification information, see certificate on page 1.

Tank No: 16
GAUGE POINT CALIBRATION
1-800-205-TANK

Red Hill, Pearl Harbor, Hawaii

Issue Date: 06/12/06

Capacities given in barrels of 42 U.S. gallons.

Gauge Height: 256'-07 1/2"

in/in	230 FT	in/in	230 FT	in/in	230 FT	in/in	230 FT	in/in	230 FT	in/in	231 FT
2	292,753.23	4	292,900.00	6	293,045.81	8	293,190.66	10	293,334.55	0	293,477.49
1/16	292,757.83	1/16	292,904.57	1/16	293,050.34	1/16	293,195.16	1/16	293,339.02	1/16	293,481.93
1/8	292,762.42	1/8	292,909.13	1/8	293,054.88	1/8	293,199.66	1/8	293,343.50	1/8	293,486.37
3/16	292,767.01	3/16	292,913.69	3/16	293,059.41	3/16	293,204.17	3/16	293,347.97	3/16	293,490.82
1/4	292,771.61	1/4	292,918.26	1/4	293,063.94	1/4	293,208.67	1/4	293,352.44	1/4	293,495.26
5/16	292,776.20	5/16	292,922.82	5/16	293,068.48	5/16	293,213.18	5/16	293,356.92	5/16	293,499.71
3/8	292,780.80	3/8	292,927.39	3/8	293,073.01	3/8	293,217.68	3/8	293,361.39	3/8	293,504.15
7/16	292,785.39	7/16	292,931.95	7/16	293,077.55	7/16	293,222.18	7/16	293,365.87	7/16	293,508.60
1/2	292,789.98	1/2	292,936.51	1/2	293,082.08	1/2	293,226.69	1/2	293,370.34	1/2	293,513.04
9/16	292,794.58	9/16	292,941.08	9/16	293,086.61	9/16	293,231.19	9/16	293,374.82	9/16	293,517.49
5/8	292,799.17	5/8	292,945.64	5/8	293,091.15	5/8	293,235.70	5/8	293,379.29	5/8	293,521.93
11/16	292,803.77	11/16	292,950.21	11/16	293,095.68	11/16	293,240.20	11/16	293,383.76	11/16	293,526.38
3/4	292,808.36	3/4	292,954.77	3/4	293,100.22	3/4	293,244.70	3/4	293,388.24	3/4	293,530.82
13/16	292,812.96	13/16	292,959.33	13/16	293,104.75	13/16	293,249.21	13/16	293,392.71	13/16	293,535.26
7/8	292,817.55	7/8	292,963.90	7/8	293,109.28	7/8	293,253.71	7/8	293,397.19	7/8	293,539.71
15/16	292,822.14	15/16	292,968.46	15/16	293,113.82	15/16	293,258.22	15/16	293,401.66	15/16	293,544.15
3	292,826.74	5	292,973.02	7	293,118.35	9	293,262.72	11	293,406.13	1	293,548.60
1/16	292,831.32	1/16	292,977.57	1/16	293,122.87	1/16	293,267.21	1/16	293,410.59	1/16	293,553.03
1/8	292,835.90	1/8	292,982.12	1/8	293,127.39	1/8	293,271.70	1/8	293,415.05	1/8	293,557.46
3/16	292,840.47	3/16	292,986.67	3/16	293,131.91	3/16	293,276.19	3/16	293,419.51	3/16	293,561.89
1/4	292,845.05	1/4	292,991.22	1/4	293,136.43	1/4	293,280.68	1/4	293,423.97	1/4	293,566.32
5/16	292,849.63	5/16	292,995.77	5/16	293,140.95	5/16	293,285.17	5/16	293,428.43	5/16	293,570.75
3/8	292,854.21	3/8	293,000.32	3/8	293,145.47	3/8	293,289.66	3/8	293,432.89	3/8	293,575.18
7/16	292,858.79	7/16	293,004.87	7/16	293,149.98	7/16	293,294.14	7/16	293,437.35	7/16	293,579.61
1/2	292,863.37	1/2	293,009.42	1/2	293,154.50	1/2	293,298.63	1/2	293,441.81	1/2	293,584.04
9/16	292,867.95	9/16	293,013.97	9/16	293,159.02	9/16	293,303.12	9/16	293,446.27	9/16	293,588.47
5/8	292,872.53	5/8	293,018.51	5/8	293,163.54	5/8	293,307.61	5/8	293,450.73	5/8	293,592.90
11/16	292,877.11	11/16	293,023.06	11/16	293,168.06	11/16	293,312.10	11/16	293,455.19	11/16	293,597.33
3/4	292,881.69	3/4	293,027.61	3/4	293,172.58	3/4	293,316.59	3/4	293,459.65	3/4	293,601.75
13/16	292,886.26	13/16	293,032.16	13/16	293,177.10	13/16	293,321.08	13/16	293,464.11	13/16	293,606.18
7/8	292,890.84	7/8	293,036.71	7/8	293,181.62	7/8	293,325.57	7/8	293,468.57	7/8	293,610.61
15/16	292,895.42	15/16	293,041.26	15/16	293,186.14	15/16	293,330.06	15/16	293,473.03	15/16	293,615.04

This chart is Certified for Tank: 16 only. No changes are permissible without the written consent of GAUGE POINT CALIBRATION.

For calibration specification information, see certificate on page 1.

Tank No: 16
GAUGE POINT CALIBRATION
1-800-205-TANK

Red Hill, Pearl Harbor, Hawaii

Issue Date: 06/12/06

Capacities given in barrels of 42 U.S. gallons.

Gauge Height: 256'-07 1/2"

in/in	231 FT	in/in	231 FT	in/in	231 FT	in/in	231 FT	in/in	231 FT	in/in	232 FT
2	293,619.47	4	293,760.52	6	293,900.61	8	294,039.77	10	294,177.99	0	294,315.28
1/16	293,623.89	1/16	293,764.90	1/16	293,904.97	1/16	294,044.10	1/16	294,182.29	1/16	294,319.55
1/8	293,628.30	1/8	293,769.29	1/8	293,909.33	1/8	294,048.43	1/8	294,186.59	1/8	294,323.82
3/16	293,632.72	3/16	293,773.67	3/16	293,913.68	3/16	294,052.75	3/16	294,190.89	3/16	294,328.09
1/4	293,637.13	1/4	293,778.06	1/4	293,918.04	1/4	294,057.08	1/4	294,195.18	1/4	294,332.36
5/16	293,641.55	5/16	293,782.44	5/16	293,922.39	5/16	294,061.41	5/16	294,199.48	5/16	294,336.62
3/8	293,645.96	3/8	293,786.83	3/8	293,926.75	3/8	294,065.73	3/8	294,203.78	3/8	294,340.89
7/16	293,650.38	7/16	293,791.21	7/16	293,931.11	7/16	294,070.06	7/16	294,208.08	7/16	294,345.16
1/2	293,654.79	1/2	293,795.60	1/2	293,935.46	1/2	294,074.39	1/2	294,212.37	1/2	294,349.43
9/16	293,659.21	9/16	293,799.98	9/16	293,939.82	9/16	294,078.71	9/16	294,216.67	9/16	294,353.70
5/8	293,663.62	5/8	293,804.37	5/8	293,944.17	5/8	294,083.04	5/8	294,220.97	5/8	294,357.97
11/16	293,668.04	11/16	293,808.76	11/16	293,948.53	11/16	294,087.37	11/16	294,225.27	11/16	294,362.23
3/4	293,672.45	3/4	293,813.14	3/4	293,952.89	3/4	294,091.69	3/4	294,229.56	3/4	294,366.50
13/16	293,676.87	13/16	293,817.53	13/16	293,957.24	13/16	294,096.02	13/16	294,233.86	13/16	294,370.77
7/8	293,681.28	7/8	293,821.91	7/8	293,961.60	7/8	294,100.35	7/8	294,238.16	7/8	294,375.04
15/16	293,685.70	15/16	293,826.30	15/16	293,965.95	15/16	294,104.67	15/16	294,242.46	15/16	294,379.31
3	293,690.11	5	293,830.68	7	293,970.31	9	294,109.00	11	294,246.75	1	294,383.58
1/16	293,694.51	1/16	293,835.05	1/16	293,974.65	1/16	294,113.31	1/16	294,251.04	1/16	294,387.83
1/8	293,698.91	1/8	293,839.42	1/8	293,978.99	1/8	294,117.62	1/8	294,255.32	1/8	294,392.08
3/16	293,703.31	3/16	293,843.80	3/16	293,983.34	3/16	294,121.94	3/16	294,259.60	3/16	294,396.34
1/4	293,707.71	1/4	293,848.17	1/4	293,987.68	1/4	294,126.25	1/4	294,263.89	1/4	294,400.59
5/16	293,712.11	5/16	293,852.54	5/16	293,992.02	5/16	294,130.56	5/16	294,268.17	5/16	294,404.85
3/8	293,716.51	3/8	293,856.91	3/8	293,996.36	3/8	294,134.87	3/8	294,272.45	3/8	294,409.10
7/16	293,720.91	7/16	293,861.28	7/16	294,000.70	7/16	294,139.19	7/16	294,276.73	7/16	294,413.35
1/2	293,725.31	1/2	293,865.65	1/2	294,005.04	1/2	294,143.50	1/2	294,281.02	1/2	294,417.61
9/16	293,729.71	9/16	293,870.02	9/16	294,009.38	9/16	294,147.81	9/16	294,285.30	9/16	294,421.86
5/8	293,734.11	5/8	293,874.39	5/8	294,013.72	5/8	294,152.12	5/8	294,289.58	5/8	294,426.11
11/16	293,738.51	11/16	293,878.76	11/16	294,018.07	11/16	294,156.43	11/16	294,293.87	11/16	294,430.37
3/4	293,742.92	3/4	293,883.13	3/4	294,022.41	3/4	294,160.75	3/4	294,298.15	3/4	294,434.62
13/16	293,747.32	13/16	293,887.50	13/16	294,026.75	13/16	294,165.06	13/16	294,302.43	13/16	294,438.88
7/8	293,751.72	7/8	293,891.87	7/8	294,031.09	7/8	294,169.37	7/8	294,306.72	7/8	294,443.13
15/16	293,756.12	15/16	293,896.24	15/16	294,035.43	15/16	294,173.68	15/16	294,311.00	15/16	294,447.38

This chart is Certified for Tank: 16 only. No changes are permissible without the written consent of GAUGE POINT CALIBRATION.

For calibration specification information, see certificate on page 1.

Tank No: 16
GAUGE POINT CALIBRATION
1-800-205-TANK

Red Hill, Pearl Harbor, Hawaii

Issue Date: 06/12/06

Capacities given in barrels of 42 U.S. gallons.

Gauge Height: 256'-07 1/2"

in/in	232 FT	in/in	232 FT	in/in	232 FT	in/in	232 FT	in/in	232 FT	in/in	233 FT
2	294,451.64	4	294,587.07	6	294,721.57	8	294,855.15	10	294,987.82	0	295,119.57
1/16	294,455.88	1/16	294,591.28	1/16	294,725.75	1/16	294,859.31	1/16	294,991.94	1/16	295,123.67
1/8	294,460.12	1/8	294,595.49	1/8	294,729.94	1/8	294,863.46	1/8	294,996.07	1/8	295,127.76
3/16	294,464.36	3/16	294,599.70	3/16	294,734.12	3/16	294,867.61	3/16	295,000.19	3/16	295,131.86
1/4	294,468.60	1/4	294,603.91	1/4	294,738.30	1/4	294,871.77	1/4	295,004.32	1/4	295,135.95
5/16	294,472.84	5/16	294,608.12	5/16	294,742.48	5/16	294,875.92	5/16	295,008.44	5/16	295,140.05
3/8	294,477.07	3/8	294,612.33	3/8	294,746.66	3/8	294,880.07	3/8	295,012.57	3/8	295,144.15
7/16	294,481.31	7/16	294,616.54	7/16	294,750.84	7/16	294,884.23	7/16	295,016.69	7/16	295,148.24
1/2	294,485.55	1/2	294,620.75	1/2	294,755.02	1/2	294,888.38	1/2	295,020.81	1/2	295,152.34
9/16	294,489.79	9/16	294,624.96	9/16	294,759.21	9/16	294,892.53	9/16	295,024.94	9/16	295,156.43
5/8	294,494.03	5/8	294,629.17	5/8	294,763.39	5/8	294,896.68	5/8	295,029.06	5/8	295,160.53
11/16	294,498.27	11/16	294,633.38	11/16	294,767.57	11/16	294,900.84	11/16	295,033.19	11/16	295,164.62
3/4	294,502.51	3/4	294,637.59	3/4	294,771.75	3/4	294,904.99	3/4	295,037.31	3/4	295,168.72
13/16	294,506.75	13/16	294,641.80	13/16	294,775.93	13/16	294,909.14	13/16	295,041.44	13/16	295,172.82
7/8	294,510.99	7/8	294,646.01	7/8	294,780.11	7/8	294,913.30	7/8	295,045.56	7/8	295,176.91
15/16	294,515.23	15/16	294,650.22	15/16	294,784.30	15/16	294,917.45	15/16	295,049.69	15/16	295,181.01
3	294,519.47	5	294,654.43	7	294,788.48	9	294,921.60	11	295,053.81	1	295,185.10
1/16	294,523.69	1/16	294,658.63	1/16	294,792.65	1/16	294,925.74	1/16	295,057.92	1/16	295,189.19
1/8	294,527.92	1/8	294,662.83	1/8	294,796.81	1/8	294,929.88	1/8	295,062.03	1/8	295,193.27
3/16	294,532.14	3/16	294,667.02	3/16	294,800.98	3/16	294,934.02	3/16	295,066.14	3/16	295,197.35
1/4	294,536.37	1/4	294,671.22	1/4	294,805.15	1/4	294,938.16	1/4	295,070.25	1/4	295,201.43
5/16	294,540.59	5/16	294,675.42	5/16	294,809.31	5/16	294,942.30	5/16	295,074.36	5/16	295,205.51
3/8	294,544.82	3/8	294,679.61	3/8	294,813.48	3/8	294,946.43	3/8	295,078.47	3/8	295,209.59
7/16	294,549.04	7/16	294,683.81	7/16	294,817.65	7/16	294,950.57	7/16	295,082.58	7/16	295,213.67
1/2	294,553.27	1/2	294,688.00	1/2	294,821.82	1/2	294,954.71	1/2	295,086.69	1/2	295,217.76
9/16	294,557.49	9/16	294,692.20	9/16	294,825.98	9/16	294,958.85	9/16	295,090.80	9/16	295,221.84
5/8	294,561.72	5/8	294,696.40	5/8	294,830.15	5/8	294,962.99	5/8	295,094.91	5/8	295,225.92
11/16	294,565.94	11/16	294,700.59	11/16	294,834.32	11/16	294,967.13	11/16	295,099.02	11/16	295,230.00
3/4	294,570.17	3/4	294,704.79	3/4	294,838.49	3/4	294,971.27	3/4	295,103.13	3/4	295,234.08
13/16	294,574.39	13/16	294,708.98	13/16	294,842.65	13/16	294,975.40	13/16	295,107.24	13/16	295,238.16
7/8	294,578.62	7/8	294,713.18	7/8	294,846.82	7/8	294,979.54	7/8	295,111.35	7/8	295,242.25
15/16	294,582.84	15/16	294,717.38	15/16	294,850.99	15/16	294,983.68	15/16	295,115.46	15/16	295,246.33

This chart is Certified for Tank: 16 only. No changes are permissible without the written consent of GAUGE POINT CALIBRATION.

For calibration specification information, see certificate on page 1.

Tank No: 16
GAUGE POINT CALIBRATION
1-800-205-TANK

Red Hill, Pearl Harbor, Hawaii

Issue Date: 06/12/06

Capacities given in barrels of 42 U.S. gallons.

Gauge Height: 256'-07 1/2"

in/in	233 FT	in/in	233 FT	in/in	233 FT	in/in	233 FT	in/in	233 FT	in/in	234 FT
2	295,250.41	4	295,380.34	6	295,509.36	8	295,637.49	10	295,764.71	0	295,891.04
1/16	295,254.48	1/16	295,384.38	1/16	295,513.37	1/16	295,641.47	1/16	295,768.66	1/16	295,894.96
1/8	295,258.54	1/8	295,388.42	1/8	295,517.39	1/8	295,645.45	1/8	295,772.62	1/8	295,898.89
3/16	295,262.61	3/16	295,392.46	3/16	295,521.40	3/16	295,649.43	3/16	295,776.57	3/16	295,902.82
1/4	295,266.68	1/4	295,396.50	1/4	295,525.41	1/4	295,653.42	1/4	295,780.53	1/4	295,906.74
5/16	295,270.75	5/16	295,400.53	5/16	295,529.42	5/16	295,657.40	5/16	295,784.48	5/16	295,910.67
3/8	295,274.81	3/8	295,404.57	3/8	295,533.43	3/8	295,661.38	3/8	295,788.44	3/8	295,914.60
7/16	295,278.88	7/16	295,408.61	7/16	295,537.44	7/16	295,665.36	7/16	295,792.39	7/16	295,918.52
1/2	295,282.95	1/2	295,412.65	1/2	295,541.45	1/2	295,669.35	1/2	295,796.35	1/2	295,922.45
9/16	295,287.02	9/16	295,416.69	9/16	295,545.46	9/16	295,673.33	9/16	295,800.30	9/16	295,926.38
5/8	295,291.08	5/8	295,420.73	5/8	295,549.47	5/8	295,677.31	5/8	295,804.26	5/8	295,930.30
11/16	295,295.15	11/16	295,424.77	11/16	295,553.48	11/16	295,681.30	11/16	295,808.21	11/16	295,934.23
3/4	295,299.22	3/4	295,428.81	3/4	295,557.49	3/4	295,685.28	3/4	295,812.17	3/4	295,938.16
13/16	295,303.29	13/16	295,432.85	13/16	295,561.50	13/16	295,689.26	13/16	295,816.12	13/16	295,942.08
7/8	295,307.35	7/8	295,436.89	7/8	295,565.52	7/8	295,693.24	7/8	295,820.07	7/8	295,946.01
15/16	295,311.42	15/16	295,440.93	15/16	295,569.53	15/16	295,697.23	15/16	295,824.03	15/16	295,949.94
3	295,315.49	5	295,444.96	7	295,573.54	9	295,701.21	11	295,827.98	1	295,953.86
1/16	295,319.54	1/16	295,448.99	1/16	295,577.53	1/16	295,705.18	1/16	295,831.93	1/16	295,957.78
1/8	295,323.59	1/8	295,453.01	1/8	295,581.53	1/8	295,709.15	1/8	295,835.87	1/8	295,961.69
3/16	295,327.65	3/16	295,457.04	3/16	295,585.53	3/16	295,713.12	3/16	295,839.81	3/16	295,965.60
1/4	295,331.70	1/4	295,461.06	1/4	295,589.52	1/4	295,717.08	1/4	295,843.75	1/4	295,969.52
5/16	295,335.75	5/16	295,465.09	5/16	295,593.52	5/16	295,721.05	5/16	295,847.69	5/16	295,973.43
3/8	295,339.81	3/8	295,469.11	3/8	295,597.52	3/8	295,725.02	3/8	295,851.63	3/8	295,977.34
7/16	295,343.86	7/16	295,473.14	7/16	295,601.51	7/16	295,728.99	7/16	295,855.57	7/16	295,981.25
1/2	295,347.91	1/2	295,477.16	1/2	295,605.51	1/2	295,732.96	1/2	295,859.51	1/2	295,985.17
9/16	295,351.97	9/16	295,481.19	9/16	295,609.51	9/16	295,736.93	9/16	295,863.45	9/16	295,989.08
5/8	295,356.02	5/8	295,485.21	5/8	295,613.51	5/8	295,740.90	5/8	295,867.39	5/8	295,992.99
11/16	295,360.07	11/16	295,489.24	11/16	295,617.50	11/16	295,744.87	11/16	295,871.33	11/16	295,996.91
3/4	295,364.13	3/4	295,493.26	3/4	295,621.50	3/4	295,748.83	3/4	295,875.27	3/4	296,000.82
13/16	295,368.18	13/16	295,497.29	13/16	295,625.50	13/16	295,752.80	13/16	295,879.21	13/16	296,004.73
7/8	295,372.23	7/8	295,501.31	7/8	295,629.49	7/8	295,756.77	7/8	295,883.15	7/8	296,008.64
15/16	295,376.29	15/16	295,505.34	15/16	295,633.49	15/16	295,760.74	15/16	295,887.10	15/16	296,012.56

This chart is Certified for Tank: 16 only. No changes are permissible without the written consent of GAUGE POINT CALIBRATION.

For calibration specification information, see certificate on page 1.

Tank No: 16
GAUGE POINT CALIBRATION
1-800-205-TANK

Red Hill, Pearl Harbor, Hawaii

Issue Date: 06/12/06

Capacities given in barrels of 42 U.S. gallons.

Gauge Height: 256'-07 1/2"

in/in	234 FT	in/in	234 FT	in/in	234 FT	in/in	234 FT	in/in	234 FT	in/in	235 FT
2	296,016.47	4	296,141.02	6	296,264.67	8	296,387.45	10	296,509.34	0	296,630.36
1/16	296,020.37	1/16	296,144.89	1/16	296,268.52	1/16	296,391.26	1/16	296,513.13	1/16	296,634.12
1/8	296,024.27	1/8	296,148.76	1/8	296,272.36	1/8	296,395.08	1/8	296,516.92	1/8	296,637.88
3/16	296,028.17	3/16	296,152.63	3/16	296,276.20	3/16	296,398.90	3/16	296,520.71	3/16	296,641.65
1/4	296,032.07	1/4	296,156.50	1/4	296,280.05	1/4	296,402.71	1/4	296,524.50	1/4	296,645.41
5/16	296,035.97	5/16	296,160.37	5/16	296,283.89	5/16	296,406.53	5/16	296,528.29	5/16	296,649.17
3/8	296,039.86	3/8	296,164.24	3/8	296,287.74	3/8	296,410.35	3/8	296,532.08	3/8	296,652.93
7/16	296,043.76	7/16	296,168.11	7/16	296,291.58	7/16	296,414.16	7/16	296,535.86	7/16	296,656.69
1/2	296,047.66	1/2	296,171.99	1/2	296,295.42	1/2	296,417.98	1/2	296,539.65	1/2	296,660.45
9/16	296,051.56	9/16	296,175.86	9/16	296,299.27	9/16	296,421.79	9/16	296,543.44	9/16	296,664.21
5/8	296,055.46	5/8	296,179.73	5/8	296,303.11	5/8	296,425.61	5/8	296,547.23	5/8	296,667.98
11/16	296,059.36	11/16	296,183.60	11/16	296,306.95	11/16	296,429.43	11/16	296,551.02	11/16	296,671.74
3/4	296,063.26	3/4	296,187.47	3/4	296,310.80	3/4	296,433.24	3/4	296,554.81	3/4	296,675.50
13/16	296,067.16	13/16	296,191.34	13/16	296,314.64	13/16	296,437.06	13/16	296,558.60	13/16	296,679.26
7/8	296,071.06	7/8	296,195.21	7/8	296,318.48	7/8	296,440.87	7/8	296,562.39	7/8	296,683.02
15/16	296,074.95	15/16	296,199.08	15/16	296,322.33	15/16	296,444.69	15/16	296,566.17	15/16	296,686.78
3	296,078.85	5	296,202.96	7	296,326.17	9	296,448.51	11	296,569.96	1	296,690.54
1/16	296,082.74	1/16	296,206.81	1/16	296,330.00	1/16	296,452.31	1/16	296,573.74	1/16	296,694.29
1/8	296,086.62	1/8	296,210.67	1/8	296,333.83	1/8	296,456.11	1/8	296,577.51	1/8	296,698.04
3/16	296,090.51	3/16	296,214.53	3/16	296,337.66	3/16	296,459.91	3/16	296,581.29	3/16	296,701.79
1/4	296,094.39	1/4	296,218.38	1/4	296,341.49	1/4	296,463.72	1/4	296,585.06	1/4	296,705.53
5/16	296,098.28	5/16	296,222.24	5/16	296,345.32	5/16	296,467.52	5/16	296,588.84	5/16	296,709.28
3/8	296,102.16	3/8	296,226.10	3/8	296,349.15	3/8	296,471.32	3/8	296,592.61	3/8	296,713.03
7/16	296,106.05	7/16	296,229.96	7/16	296,352.98	7/16	296,475.12	7/16	296,596.39	7/16	296,716.78
1/2	296,109.93	1/2	296,233.81	1/2	296,356.81	1/2	296,478.93	1/2	296,600.16	1/2	296,720.52
9/16	296,113.82	9/16	296,237.67	9/16	296,360.64	9/16	296,482.73	9/16	296,603.94	9/16	296,724.27
5/8	296,117.70	5/8	296,241.53	5/8	296,364.47	5/8	296,486.53	5/8	296,607.71	5/8	296,728.02
11/16	296,121.59	11/16	296,245.39	11/16	296,368.30	11/16	296,490.33	11/16	296,611.49	11/16	296,731.77
3/4	296,125.48	3/4	296,249.24	3/4	296,372.13	3/4	296,494.13	3/4	296,615.26	3/4	296,735.52
13/16	296,129.36	13/16	296,253.10	13/16	296,375.96	13/16	296,497.94	13/16	296,619.04	13/16	296,739.26
7/8	296,133.25	7/8	296,256.96	7/8	296,379.79	7/8	296,501.74	7/8	296,622.81	7/8	296,743.01
15/16	296,137.13	15/16	296,260.82	15/16	296,383.62	15/16	296,505.54	15/16	296,626.59	15/16	296,746.76

This chart is Certified for Tank: 16 only. No changes are permissible without the written consent of GAUGE POINT CALIBRATION.

For calibration specification information, see certificate on page 1.

Tank No: 16
GAUGE POINT CALIBRATION
1-800-205-TANK

Red Hill, Pearl Harbor, Hawaii

Issue Date: 06/12/06

Capacities given in barrels of 42 U.S. gallons.

Gauge Height: 256'-07 1/2"

in/in	235 FT	in/in	235 FT	in/in	235 FT	in/in	235 FT	in/in	235 FT	in/in	236 FT
2	296,750.51	4	296,869.78	6	296,988.19	8	297,105.73	10	297,221.73	0	297,336.02
1/16	296,754.24	1/16	296,873.49	1/16	296,991.87	1/16	297,109.38	1/16	297,225.31	1/16	297,339.57
1/8	296,757.97	1/8	296,877.19	1/8	296,995.55	1/8	297,113.03	1/8	297,228.89	1/8	297,343.11
3/16	296,761.71	3/16	296,880.90	3/16	296,999.23	3/16	297,116.69	3/16	297,232.47	3/16	297,346.66
1/4	296,765.44	1/4	296,884.61	1/4	297,002.91	1/4	297,120.34	1/4	297,236.05	1/4	297,350.20
5/16	296,769.18	5/16	296,888.31	5/16	297,006.59	5/16	297,123.99	5/16	297,239.63	5/16	297,353.75
3/8	296,772.91	3/8	296,892.02	3/8	297,010.27	3/8	297,127.65	3/8	297,243.21	3/8	297,357.29
7/16	296,776.64	7/16	296,895.73	7/16	297,013.95	7/16	297,131.30	7/16	297,246.79	7/16	297,360.84
1/2	296,780.38	1/2	296,899.44	1/2	297,017.63	1/2	297,134.95	1/2	297,250.37	1/2	297,364.38
9/16	296,784.11	9/16	296,903.14	9/16	297,021.31	9/16	297,138.61	9/16	297,253.95	9/16	297,367.93
5/8	296,787.85	5/8	296,906.85	5/8	297,024.99	5/8	297,142.26	5/8	297,257.53	5/8	297,371.47
11/16	296,791.58	11/16	296,910.56	11/16	297,028.67	11/16	297,145.91	11/16	297,261.11	11/16	297,375.02
3/4	296,795.32	3/4	296,914.26	3/4	297,032.35	3/4	297,149.56	3/4	297,264.69	3/4	297,378.57
13/16	296,799.05	13/16	296,917.97	13/16	297,036.03	13/16	297,153.22	13/16	297,268.27	13/16	297,382.11
7/8	296,802.78	7/8	296,921.68	7/8	297,039.71	7/8	297,156.87	7/8	297,271.85	7/8	297,385.66
15/16	296,806.52	15/16	296,925.38	15/16	297,043.39	15/16	297,160.52	15/16	297,275.43	15/16	297,389.20
3	296,810.25	5	296,929.09	7	297,047.07	9	297,164.18	11	297,279.01	1	297,392.75
1/16	296,813.97	1/16	296,932.78	1/16	297,050.73	1/16	297,167.77	1/16	297,282.58	1/16	297,396.28
1/8	296,817.69	1/8	296,936.48	1/8	297,054.40	1/8	297,171.37	1/8	297,286.14	1/8	297,399.80
3/16	296,821.41	3/16	296,940.17	3/16	297,058.06	3/16	297,174.97	3/16	297,289.70	3/16	297,403.33
1/4	296,825.13	1/4	296,943.87	1/4	297,061.73	1/4	297,178.57	1/4	297,293.27	1/4	297,406.86
5/16	296,828.85	5/16	296,947.56	5/16	297,065.40	5/16	297,182.16	5/16	297,296.83	5/16	297,410.39
3/8	296,832.57	3/8	296,951.25	3/8	297,069.06	3/8	297,185.76	3/8	297,300.39	3/8	297,413.92
7/16	296,836.30	7/16	296,954.95	7/16	297,072.73	7/16	297,189.36	7/16	297,303.95	7/16	297,417.44
1/2	296,840.02	1/2	296,958.64	1/2	297,076.40	1/2	297,192.95	1/2	297,307.52	1/2	297,420.97
9/16	296,843.74	9/16	296,962.33	9/16	297,080.06	9/16	297,196.55	9/16	297,311.08	9/16	297,424.50
5/8	296,847.46	5/8	296,966.03	5/8	297,083.73	5/8	297,200.15	5/8	297,314.64	5/8	297,428.03
11/16	296,851.18	11/16	296,969.72	11/16	297,087.40	11/16	297,203.75	11/16	297,318.21	11/16	297,431.56
3/4	296,854.90	3/4	296,973.41	3/4	297,091.06	3/4	297,207.34	3/4	297,321.77	3/4	297,435.08
13/16	296,858.62	13/16	296,977.11	13/16	297,094.73	13/16	297,210.94	13/16	297,325.33	13/16	297,438.61
7/8	296,862.34	7/8	296,980.80	7/8	297,098.40	7/8	297,214.54	7/8	297,328.89	7/8	297,442.14
15/16	296,866.06	15/16	296,984.49	15/16	297,102.06	15/16	297,218.14	15/16	297,332.46	15/16	297,445.67

This chart is Certified for Tank: 16 only. No changes are permissible without the written consent of GAUGE POINT CALIBRATION.

For calibration specification information, see certificate on page 1.

Tank No: 16
GAUGE POINT CALIBRATION
1-800-205-TANK

Red Hill, Pearl Harbor, Hawaii

Issue Date: 06/12/06

Capacities given in barrels of 42 U.S. gallons.

Gauge Height: 256'-07 1/2"

in/in	236 FT	in/in	236 FT	in/in	236 FT	in/in	236 FT	in/in	236 FT	in/in	237 FT
2	297,449.20	4	297,561.26	6	297,672.20	8	297,782.03	10	297,890.72	0	297,998.27
1/16	297,452.71	1/16	297,564.74	1/16	297,675.65	1/16	297,785.43	1/16	297,894.09	1/16	298,001.61
1/8	297,456.22	1/8	297,568.21	1/8	297,679.09	1/8	297,788.84	1/8	297,897.46	1/8	298,004.94
3/16	297,459.73	3/16	297,571.69	3/16	297,682.53	3/16	297,792.24	3/16	297,900.83	3/16	298,008.28
1/4	297,463.24	1/4	297,575.16	1/4	297,685.97	1/4	297,795.65	1/4	297,904.20	1/4	298,011.61
5/16	297,466.75	5/16	297,578.64	5/16	297,689.41	5/16	297,799.05	5/16	297,907.57	5/16	298,014.94
3/8	297,470.26	3/8	297,582.12	3/8	297,692.85	3/8	297,802.46	3/8	297,910.94	3/8	298,018.28
7/16	297,473.77	7/16	297,585.59	7/16	297,696.29	7/16	297,805.86	7/16	297,914.31	7/16	298,021.61
1/2	297,477.28	1/2	297,589.07	1/2	297,699.73	1/2	297,809.27	1/2	297,917.68	1/2	298,024.95
9/16	297,480.79	9/16	297,592.54	9/16	297,703.17	9/16	297,812.67	9/16	297,921.05	9/16	298,028.28
5/8	297,484.30	5/8	297,596.02	5/8	297,706.61	5/8	297,816.08	5/8	297,924.42	5/8	298,031.62
11/16	297,487.81	11/16	297,599.49	11/16	297,710.05	11/16	297,819.48	11/16	297,927.79	11/16	298,034.95
3/4	297,491.33	3/4	297,602.97	3/4	297,713.49	3/4	297,822.89	3/4	297,931.16	3/4	298,038.29
13/16	297,494.84	13/16	297,606.45	13/16	297,716.93	13/16	297,826.30	13/16	297,934.53	13/16	298,041.62
7/8	297,498.35	7/8	297,609.92	7/8	297,720.37	7/8	297,829.70	7/8	297,937.90	7/8	298,044.95
15/16	297,501.86	15/16	297,613.40	15/16	297,723.82	15/16	297,833.11	15/16	297,941.27	15/16	298,048.29
3	297,505.37	5	297,616.87	7	297,727.26	9	297,836.51	11	297,944.64	1	298,051.62
1/16	297,508.86	1/16	297,620.33	1/16	297,730.68	1/16	297,839.90	1/16	297,947.99	1/16	298,054.94
1/8	297,512.35	1/8	297,623.79	1/8	297,734.10	1/8	297,843.29	1/8	297,951.34	1/8	298,058.26
3/16	297,515.85	3/16	297,627.25	3/16	297,737.53	3/16	297,846.68	3/16	297,954.69	3/16	298,061.57
1/4	297,519.34	1/4	297,630.71	1/4	297,740.95	1/4	297,850.06	1/4	297,958.05	1/4	298,064.89
5/16	297,522.83	5/16	297,634.16	5/16	297,744.37	5/16	297,853.45	5/16	297,961.40	5/16	298,068.21
3/8	297,526.33	3/8	297,637.62	3/8	297,747.79	3/8	297,856.84	3/8	297,964.75	3/8	298,071.52
7/16	297,529.82	7/16	297,641.08	7/16	297,751.22	7/16	297,860.23	7/16	297,968.10	7/16	298,074.84
1/2	297,533.31	1/2	297,644.54	1/2	297,754.64	1/2	297,863.61	1/2	297,971.45	1/2	298,078.16
9/16	297,536.81	9/16	297,648.00	9/16	297,758.06	9/16	297,867.00	9/16	297,974.81	9/16	298,081.47
5/8	297,540.30	5/8	297,651.46	5/8	297,761.49	5/8	297,870.39	5/8	297,978.16	5/8	298,084.79
11/16	297,543.79	11/16	297,654.91	11/16	297,764.91	11/16	297,873.78	11/16	297,981.51	11/16	298,088.11
3/4	297,547.29	3/4	297,658.37	3/4	297,768.33	3/4	297,877.16	3/4	297,984.86	3/4	298,091.42
13/16	297,550.78	13/16	297,661.83	13/16	297,771.76	13/16	297,880.55	13/16	297,988.22	13/16	298,094.74
7/8	297,554.27	7/8	297,665.29	7/8	297,775.18	7/8	297,883.94	7/8	297,991.57	7/8	298,098.06
15/16	297,557.77	15/16	297,668.75	15/16	297,778.60	15/16	297,887.33	15/16	297,994.92	15/16	298,101.37

This chart is Certified for Tank: 16 only. No changes are permissible without the written consent of GAUGE POINT CALIBRATION.

For calibration specification information, see certificate on page 1.

Tank No: 16
GAUGE POINT CALIBRATION
1-800-205-TANK

Red Hill, Pearl Harbor, Hawaii

Issue Date: 06/12/06

Capacities given in barrels of 42 U.S. gallons.

Gauge Height: 256'-07 1/2"

in/in	237 FT	in/in	237 FT	in/in	237 FT	in/in	237 FT	in/in	237 FT	in/in	238 FT
2	298,104.69	4	298,209.96	6	298,314.08	8	298,417.05	10	298,518.85	0	298,619.49
1/16	298,107.99	1/16	298,213.22	1/16	298,317.31	1/16	298,420.24	1/16	298,522.01	1/16	298,622.61
1/8	298,111.29	1/8	298,216.49	1/8	298,320.53	1/8	298,423.43	1/8	298,525.16	1/8	298,625.73
3/16	298,114.58	3/16	298,219.75	3/16	298,323.76	3/16	298,426.62	3/16	298,528.31	3/16	298,628.84
1/4	298,117.88	1/4	298,223.01	1/4	298,326.99	1/4	298,429.81	1/4	298,531.47	1/4	298,631.96
5/16	298,121.18	5/16	298,226.27	5/16	298,330.21	5/16	298,433.00	5/16	298,534.62	5/16	298,635.08
3/8	298,124.48	3/8	298,229.54	3/8	298,333.44	3/8	298,436.19	3/8	298,537.78	3/8	298,638.20
7/16	298,127.78	7/16	298,232.80	7/16	298,336.67	7/16	298,439.38	7/16	298,540.93	7/16	298,641.31
1/2	298,131.08	1/2	298,236.06	1/2	298,339.89	1/2	298,442.57	1/2	298,544.08	1/2	298,644.43
9/16	298,134.38	9/16	298,239.32	9/16	298,343.12	9/16	298,445.76	9/16	298,547.24	9/16	298,647.55
5/8	298,137.68	5/8	298,242.59	5/8	298,346.35	5/8	298,448.95	5/8	298,550.39	5/8	298,650.67
11/16	298,140.97	11/16	298,245.85	11/16	298,349.57	11/16	298,452.14	11/16	298,553.55	11/16	298,653.78
3/4	298,144.27	3/4	298,249.11	3/4	298,352.80	3/4	298,455.33	3/4	298,556.70	3/4	298,656.90
13/16	298,147.57	13/16	298,252.38	13/16	298,356.03	13/16	298,458.52	13/16	298,559.86	13/16	298,660.02
7/8	298,150.87	7/8	298,255.64	7/8	298,359.25	7/8	298,461.71	7/8	298,563.01	7/8	298,663.14
15/16	298,154.17	15/16	298,258.90	15/16	298,362.48	15/16	298,464.90	15/16	298,566.16	15/16	298,666.25
3	298,157.47	5	298,262.16	7	298,365.71	9	298,468.09	11	298,569.32	1	298,669.37
1/16	298,160.75	1/16	298,265.41	1/16	298,368.92	1/16	298,471.27	1/16	298,572.45	1/16	298,672.47
1/8	298,164.03	1/8	298,268.65	1/8	298,372.13	1/8	298,474.44	1/8	298,575.59	1/8	298,675.57
3/16	298,167.31	3/16	298,271.90	3/16	298,375.33	3/16	298,477.61	3/16	298,578.73	3/16	298,678.67
1/4	298,170.59	1/4	298,275.14	1/4	298,378.54	1/4	298,480.78	1/4	298,581.86	1/4	298,681.77
5/16	298,173.87	5/16	298,278.39	5/16	298,381.75	5/16	298,483.96	5/16	298,585.00	5/16	298,684.87
3/8	298,177.15	3/8	298,281.63	3/8	298,384.96	3/8	298,487.13	3/8	298,588.13	3/8	298,687.97
7/16	298,180.43	7/16	298,284.88	7/16	298,388.17	7/16	298,490.30	7/16	298,591.27	7/16	298,691.07
1/2	298,183.71	1/2	298,288.12	1/2	298,391.38	1/2	298,493.47	1/2	298,594.40	1/2	298,694.17
9/16	298,186.99	9/16	298,291.37	9/16	298,394.59	9/16	298,496.65	9/16	298,597.54	9/16	298,697.27
5/8	298,190.28	5/8	298,294.61	5/8	298,397.79	5/8	298,499.82	5/8	298,600.68	5/8	298,700.36
11/16	298,193.56	11/16	298,297.86	11/16	298,401.00	11/16	298,502.99	11/16	298,603.81	11/16	298,703.46
3/4	298,196.84	3/4	298,301.10	3/4	298,404.21	3/4	298,506.16	3/4	298,606.95	3/4	298,706.56
13/16	298,200.12	13/16	298,304.35	13/16	298,407.42	13/16	298,509.33	13/16	298,610.08	13/16	298,709.66
7/8	298,203.40	7/8	298,307.59	7/8	298,410.63	7/8	298,512.51	7/8	298,613.22	7/8	298,712.76
15/16	298,206.68	15/16	298,310.84	15/16	298,413.84	15/16	298,515.68	15/16	298,616.36	15/16	298,715.86

This chart is Certified for Tank: 16 only. No changes are permissible without the written consent of GAUGE POINT CALIBRATION.

For calibration specification information, see certificate on page 1.

Tank No: 16
GAUGE POINT CALIBRATION
1-800-205-TANK

Red Hill, Pearl Harbor, Hawaii

Issue Date: 06/12/06

Capacities given in barrels of 42 U.S. gallons.

Gauge Height: 256'-07 1/2"

in/in	238 FT	in/in	238 FT	in/in	238 FT	in/in	238 FT	in/in	238 FT	in/in	239 FT
2	298,718.96	4	298,817.25	6	298,914.36	8	299,010.29	10	299,105.02	0	299,198.56
1/16	298,722.04	1/16	298,820.30	1/16	298,917.37	1/16	299,013.26	1/16	299,107.95	1/16	299,201.45
1/8	298,725.12	1/8	298,823.34	1/8	298,920.38	1/8	299,016.23	1/8	299,110.89	1/8	299,204.35
3/16	298,728.20	3/16	298,826.38	3/16	298,923.38	3/16	299,019.20	3/16	299,113.82	3/16	299,207.24
1/4	298,731.28	1/4	298,829.43	1/4	298,926.39	1/4	299,022.17	1/4	299,116.75	1/4	299,210.14
5/16	298,734.36	5/16	298,832.47	5/16	298,929.40	5/16	299,025.14	5/16	299,119.68	5/16	299,213.03
3/8	298,737.45	3/8	298,835.52	3/8	298,932.41	3/8	299,028.11	3/8	299,122.62	3/8	299,215.93
7/16	298,740.53	7/16	298,838.56	7/16	298,935.41	7/16	299,031.08	7/16	299,125.55	7/16	299,218.82
1/2	298,743.61	1/2	298,841.60	1/2	298,938.42	1/2	299,034.05	1/2	299,128.48	1/2	299,221.72
9/16	298,746.69	9/16	298,844.65	9/16	298,941.43	9/16	299,037.02	9/16	299,131.41	9/16	299,224.61
5/8	298,749.77	5/8	298,847.69	5/8	298,944.43	5/8	299,039.99	5/8	299,134.35	5/8	299,227.51
11/16	298,752.85	11/16	298,850.74	11/16	298,947.44	11/16	299,042.96	11/16	299,137.28	11/16	299,230.40
3/4	298,755.93	3/4	298,853.78	3/4	298,950.45	3/4	299,045.93	3/4	299,140.21	3/4	299,233.30
13/16	298,759.01	13/16	298,856.82	13/16	298,953.45	13/16	299,048.90	13/16	299,143.14	13/16	299,236.19
7/8	298,762.09	7/8	298,859.87	7/8	298,956.46	7/8	299,051.87	7/8	299,146.08	7/8	299,239.09
15/16	298,765.17	15/16	298,862.91	15/16	298,959.47	15/16	299,054.84	15/16	299,149.01	15/16	299,241.98
3	298,768.25	5	298,865.96	7	298,962.48	9	299,057.80	11	299,151.94	1	299,244.88
1/16	298,771.32	1/16	298,868.98	1/16	298,965.46	1/16	299,060.76	1/16	299,154.85	1/16	299,247.75
1/8	298,774.38	1/8	298,872.01	1/8	298,968.45	1/8	299,063.71	1/8	299,157.77	1/8	299,250.63
3/16	298,777.44	3/16	298,875.03	3/16	298,971.44	3/16	299,066.66	3/16	299,160.68	3/16	299,253.50
1/4	298,780.50	1/4	298,878.06	1/4	298,974.43	1/4	299,069.61	1/4	299,163.59	1/4	299,256.38
5/16	298,783.57	5/16	298,881.08	5/16	298,977.42	5/16	299,072.56	5/16	299,166.51	5/16	299,259.26
3/8	298,786.63	3/8	298,884.11	3/8	298,980.41	3/8	299,075.51	3/8	299,169.42	3/8	299,262.13
7/16	298,789.69	7/16	298,887.13	7/16	298,983.39	7/16	299,078.46	7/16	299,172.34	7/16	299,265.01
1/2	298,792.75	1/2	298,890.16	1/2	298,986.38	1/2	299,081.41	1/2	299,175.25	1/2	299,267.88
9/16	298,795.82	9/16	298,893.19	9/16	298,989.37	9/16	299,084.36	9/16	299,178.16	9/16	299,270.76
5/8	298,798.88	5/8	298,896.21	5/8	298,992.36	5/8	299,087.32	5/8	299,181.08	5/8	299,273.64
11/16	298,801.94	11/16	298,899.24	11/16	298,995.35	11/16	299,090.27	11/16	299,183.99	11/16	299,276.51
3/4	298,805.00	3/4	298,902.26	3/4	298,998.34	3/4	299,093.22	3/4	299,186.90	3/4	299,279.39
13/16	298,808.07	13/16	298,905.29	13/16	299,001.32	13/16	299,096.17	13/16	299,189.82	13/16	299,282.27
7/8	298,811.13	7/8	298,908.31	7/8	299,004.31	7/8	299,099.12	7/8	299,192.73	7/8	299,285.14
15/16	298,814.19	15/16	298,911.34	15/16	299,007.30	15/16	299,102.07	15/16	299,195.64	15/16	299,288.02

This chart is Certified for Tank: 16 only. No changes are permissible without the written consent of GAUGE POINT CALIBRATION.

For calibration specification information, see certificate on page 1.

Tank No: 16
GAUGE POINT CALIBRATION
1-800-205-TANK

Red Hill, Pearl Harbor, Hawaii

Issue Date: 06/12/06

Capacities given in barrels of 42 U.S. gallons.

Gauge Height: 256'-07 1/2"

in/in	239 FT	in/in	239 FT	in/in	239 FT	in/in	239 FT	in/in	239 FT	in/in	240 FT
2	299,290.89	4	299,382.02	6	299,471.94	8	299,560.63	10	299,648.11	0	299,734.35
1/16	299,293.75	1/16	299,384.84	1/16	299,474.72	1/16	299,563.38	1/16	299,650.81	1/16	299,737.02
1/8	299,296.61	1/8	299,387.66	1/8	299,477.50	1/8	299,566.12	1/8	299,653.52	1/8	299,739.69
3/16	299,299.46	3/16	299,390.48	3/16	299,480.28	3/16	299,568.86	3/16	299,656.22	3/16	299,742.35
1/4	299,302.32	1/4	299,393.30	1/4	299,483.06	1/4	299,571.61	1/4	299,658.93	1/4	299,745.02
5/16	299,305.18	5/16	299,396.12	5/16	299,485.84	5/16	299,574.35	5/16	299,661.63	5/16	299,747.69
3/8	299,308.04	3/8	299,398.94	3/8	299,488.62	3/8	299,577.09	3/8	299,664.34	3/8	299,750.35
7/16	299,310.89	7/16	299,401.76	7/16	299,491.40	7/16	299,579.84	7/16	299,667.04	7/16	299,753.02
1/2	299,313.75	1/2	299,404.58	1/2	299,494.19	1/2	299,582.58	1/2	299,669.75	1/2	299,755.69
9/16	299,316.61	9/16	299,407.39	9/16	299,496.97	9/16	299,585.32	9/16	299,672.45	9/16	299,758.35
5/8	299,319.46	5/8	299,410.21	5/8	299,499.75	5/8	299,588.06	5/8	299,675.16	5/8	299,761.02
11/16	299,322.32	11/16	299,413.03	11/16	299,502.53	11/16	299,590.81	11/16	299,677.86	11/16	299,763.68
3/4	299,325.18	3/4	299,415.85	3/4	299,505.31	3/4	299,593.55	3/4	299,680.57	3/4	299,766.35
13/16	299,328.04	13/16	299,418.67	13/16	299,508.09	13/16	299,596.29	13/16	299,683.27	13/16	299,769.02
7/8	299,330.89	7/8	299,421.49	7/8	299,510.87	7/8	299,599.04	7/8	299,685.98	7/8	299,771.68
15/16	299,333.75	15/16	299,424.31	15/16	299,513.66	15/16	299,601.78	15/16	299,688.68	15/16	299,774.35
3	299,336.61	5	299,427.13	7	299,516.44	9	299,604.52	11	299,691.39	1	299,777.02
1/16	299,339.45	1/16	299,429.93	1/16	299,519.20	1/16	299,607.25	1/16	299,694.07	1/16	299,779.66
1/8	299,342.28	1/8	299,432.73	1/8	299,521.96	1/8	299,609.97	1/8	299,696.76	1/8	299,782.31
3/16	299,345.12	3/16	299,435.53	3/16	299,524.72	3/16	299,612.70	3/16	299,699.44	3/16	299,784.96
1/4	299,347.96	1/4	299,438.33	1/4	299,527.49	1/4	299,615.42	1/4	299,702.13	1/4	299,787.60
5/16	299,350.80	5/16	299,441.13	5/16	299,530.25	5/16	299,618.14	5/16	299,704.81	5/16	299,790.25
3/8	299,353.64	3/8	299,443.93	3/8	299,533.01	3/8	299,620.87	3/8	299,707.50	3/8	299,792.90
7/16	299,356.48	7/16	299,446.73	7/16	299,535.77	7/16	299,623.59	7/16	299,710.18	7/16	299,795.55
1/2	299,359.31	1/2	299,449.53	1/2	299,538.53	1/2	299,626.32	1/2	299,712.87	1/2	299,798.19
9/16	299,362.15	9/16	299,452.33	9/16	299,541.30	9/16	299,629.04	9/16	299,715.56	9/16	299,800.84
5/8	299,364.99	5/8	299,455.13	5/8	299,544.06	5/8	299,631.76	5/8	299,718.24	5/8	299,803.49
11/16	299,367.83	11/16	299,457.93	11/16	299,546.82	11/16	299,634.49	11/16	299,720.93	11/16	299,806.13
3/4	299,370.67	3/4	299,460.73	3/4	299,549.58	3/4	299,637.21	3/4	299,723.61	3/4	299,808.78
13/16	299,373.51	13/16	299,463.53	13/16	299,552.35	13/16	299,639.94	13/16	299,726.30	13/16	299,811.43
7/8	299,376.34	7/8	299,466.33	7/8	299,555.11	7/8	299,642.66	7/8	299,728.98	7/8	299,814.07
15/16	299,379.18	15/16	299,469.14	15/16	299,557.87	15/16	299,645.38	15/16	299,731.67	15/16	299,816.72

This chart is Certified for Tank: 16 only. No changes are permissible without the written consent of GAUGE POINT CALIBRATION.

For calibration specification information, see certificate on page 1.

Tank No: 16
GAUGE POINT CALIBRATION
1-800-205-TANK

Red Hill, Pearl Harbor, Hawaii

Issue Date: 06/12/06

Capacities given in barrels of 42 U.S. gallons.

Gauge Height: 256'-07 1/2"

in/in	240 FT	in/in	240 FT	in/in	240 FT	in/in	240 FT	in/in	240 FT	in/in	241 FT
2	299,819.37	4	299,903.14	6	299,985.68	8	300,066.96	10	300,146.99	0	300,225.76
1/16	299,822.00	1/16	299,905.73	1/16	299,988.23	1/16	300,069.47	1/16	300,149.46	1/16	300,228.19
1/8	299,824.62	1/8	299,908.32	1/8	299,990.78	1/8	300,071.98	1/8	300,151.93	1/8	300,230.62
3/16	299,827.25	3/16	299,910.91	3/16	299,993.33	3/16	300,074.49	3/16	300,154.40	3/16	300,233.06
1/4	299,829.88	1/4	299,913.50	1/4	299,995.88	1/4	300,077.00	1/4	300,156.88	1/4	300,235.49
5/16	299,832.51	5/16	299,916.09	5/16	299,998.43	5/16	300,079.51	5/16	300,159.35	5/16	300,237.92
3/8	299,835.13	3/8	299,918.68	3/8	300,000.98	3/8	300,082.02	3/8	300,161.82	3/8	300,240.35
7/16	299,837.76	7/16	299,921.27	7/16	300,003.53	7/16	300,084.54	7/16	300,164.29	7/16	300,242.78
1/2	299,840.39	1/2	299,923.86	1/2	300,006.08	1/2	300,087.05	1/2	300,166.76	1/2	300,245.22
9/16	299,843.02	9/16	299,926.44	9/16	300,008.63	9/16	300,089.56	9/16	300,169.23	9/16	300,247.65
5/8	299,845.65	5/8	299,929.03	5/8	300,011.18	5/8	300,092.07	5/8	300,171.70	5/8	300,250.08
11/16	299,848.27	11/16	299,931.62	11/16	300,013.73	11/16	300,094.58	11/16	300,174.18	11/16	300,252.51
3/4	299,850.90	3/4	299,934.21	3/4	300,016.27	3/4	300,097.09	3/4	300,176.65	3/4	300,254.94
13/16	299,853.53	13/16	299,936.80	13/16	300,018.82	13/16	300,099.60	13/16	300,179.12	13/16	300,257.38
7/8	299,856.16	7/8	299,939.39	7/8	300,021.37	7/8	300,102.11	7/8	300,181.59	7/8	300,259.81
15/16	299,858.78	15/16	299,941.98	15/16	300,023.92	15/16	300,104.62	15/16	300,184.06	15/16	300,262.24
3	299,861.41	5	299,944.57	7	300,026.47	9	300,107.13	11	300,186.53	1	300,264.67
1/16	299,864.02	1/16	299,947.14	1/16	300,029.00	1/16	300,109.62	1/16	300,188.98	1/16	300,267.08
1/8	299,866.63	1/8	299,949.70	1/8	300,031.54	1/8	300,112.11	1/8	300,191.44	1/8	300,269.50
3/16	299,869.24	3/16	299,952.27	3/16	300,034.07	3/16	300,114.61	3/16	300,193.89	3/16	300,271.91
1/4	299,871.84	1/4	299,954.84	1/4	300,036.60	1/4	300,117.10	1/4	300,196.34	1/4	300,274.32
5/16	299,874.45	5/16	299,957.41	5/16	300,039.13	5/16	300,119.59	5/16	300,198.79	5/16	300,276.73
3/8	299,877.06	3/8	299,959.98	3/8	300,041.66	3/8	300,122.08	3/8	300,201.24	3/8	300,279.15
7/16	299,879.67	7/16	299,962.55	7/16	300,044.19	7/16	300,124.57	7/16	300,203.69	7/16	300,281.56
1/2	299,882.28	1/2	299,965.12	1/2	300,046.72	1/2	300,127.06	1/2	300,206.15	1/2	300,283.97
9/16	299,884.89	9/16	299,967.69	9/16	300,049.25	9/16	300,129.55	9/16	300,208.60	9/16	300,286.38
5/8	299,887.49	5/8	299,970.26	5/8	300,051.78	5/8	300,132.04	5/8	300,211.05	5/8	300,288.79
11/16	299,890.10	11/16	299,972.83	11/16	300,054.31	11/16	300,134.53	11/16	300,213.50	11/16	300,291.21
3/4	299,892.71	3/4	299,975.40	3/4	300,056.84	3/4	300,137.03	3/4	300,215.95	3/4	300,293.62
13/16	299,895.32	13/16	299,977.97	13/16	300,059.37	13/16	300,139.52	13/16	300,218.41	13/16	300,296.03
7/8	299,897.93	7/8	299,980.54	7/8	300,061.90	7/8	300,142.01	7/8	300,220.86	7/8	300,298.44
15/16	299,900.54	15/16	299,983.11	15/16	300,064.43	15/16	300,144.50	15/16	300,223.31	15/16	300,300.85

This chart is Certified for Tank: 16 only. No changes are permissible without the written consent of GAUGE POINT CALIBRATION.

For calibration specification information, see certificate on page 1.

Tank No: 16
GAUGE POINT CALIBRATION
1-800-205-TANK

Red Hill, Pearl Harbor, Hawaii

Issue Date: 06/12/06

Capacities given in barrels of 42 U.S. gallons.

Gauge Height: 256'-07 1/2"

in/in	241 FT	in/in	241 FT	in/in	241 FT	in/in	241 FT	in/in	241 FT	in/in	242 FT
2	300,303.27	4	300,379.50	6	300,454.47	8	300,528.15	10	300,600.55	0	300,671.66
1/16	300,305.66	1/16	300,381.86	1/16	300,456.78	1/16	300,530.42	1/16	300,602.78	1/16	300,673.85
1/8	300,308.05	1/8	300,384.21	1/8	300,459.09	1/8	300,532.70	1/8	300,605.01	1/8	300,676.04
3/16	300,310.44	3/16	300,386.56	3/16	300,461.41	3/16	300,534.97	3/16	300,607.25	3/16	300,678.23
1/4	300,312.84	1/4	300,388.91	1/4	300,463.72	1/4	300,537.24	1/4	300,609.48	1/4	300,680.42
5/16	300,315.23	5/16	300,391.27	5/16	300,466.03	5/16	300,539.51	5/16	300,611.71	5/16	300,682.62
3/8	300,317.62	3/8	300,393.62	3/8	300,468.34	3/8	300,541.79	3/8	300,613.94	3/8	300,684.81
7/16	300,320.01	7/16	300,395.97	7/16	300,470.66	7/16	300,544.06	7/16	300,616.17	7/16	300,687.00
1/2	300,322.41	1/2	300,398.32	1/2	300,472.97	1/2	300,546.33	1/2	300,618.41	1/2	300,689.19
9/16	300,324.80	9/16	300,400.68	9/16	300,475.28	9/16	300,548.60	9/16	300,620.64	9/16	300,691.38
5/8	300,327.19	5/8	300,403.03	5/8	300,477.59	5/8	300,550.88	5/8	300,622.87	5/8	300,693.57
11/16	300,329.58	11/16	300,405.38	11/16	300,479.91	11/16	300,553.15	11/16	300,625.10	11/16	300,695.77
3/4	300,331.98	3/4	300,407.74	3/4	300,482.22	3/4	300,555.42	3/4	300,627.34	3/4	300,697.96
13/16	300,334.37	13/16	300,410.09	13/16	300,484.53	13/16	300,557.69	13/16	300,629.57	13/16	300,700.15
7/8	300,336.76	7/8	300,412.44	7/8	300,486.84	7/8	300,559.97	7/8	300,631.80	7/8	300,702.34
15/16	300,339.15	15/16	300,414.79	15/16	300,489.16	15/16	300,562.24	15/16	300,634.03	15/16	300,704.53
3	300,341.54	5	300,417.15	7	300,491.47	9	300,564.51	11	300,636.26	1	300,706.73
1/16	300,343.92	1/16	300,419.48	1/16	300,493.76	1/16	300,566.76	1/16	300,638.48	1/16	300,708.90
1/8	300,346.29	1/8	300,421.81	1/8	300,496.05	1/8	300,569.02	1/8	300,640.69	1/8	300,711.07
3/16	300,348.66	3/16	300,424.14	3/16	300,498.35	3/16	300,571.27	3/16	300,642.90	3/16	300,713.24
1/4	300,351.03	1/4	300,426.48	1/4	300,500.64	1/4	300,573.52	1/4	300,645.11	1/4	300,715.41
5/16	300,353.41	5/16	300,428.81	5/16	300,502.93	5/16	300,575.77	5/16	300,647.32	5/16	300,717.58
3/8	300,355.78	3/8	300,431.14	3/8	300,505.22	3/8	300,578.02	3/8	300,649.54	3/8	300,719.75
7/16	300,358.15	7/16	300,433.47	7/16	300,507.52	7/16	300,580.28	7/16	300,651.75	7/16	300,721.93
1/2	300,360.52	1/2	300,435.81	1/2	300,509.81	1/2	300,582.53	1/2	300,653.96	1/2	300,724.10
9/16	300,362.90	9/16	300,438.14	9/16	300,512.10	9/16	300,584.78	9/16	300,656.17	9/16	300,726.27
5/8	300,365.27	5/8	300,440.47	5/8	300,514.39	5/8	300,587.03	5/8	300,658.38	5/8	300,728.44
11/16	300,367.64	11/16	300,442.80	11/16	300,516.69	11/16	300,589.29	11/16	300,660.60	11/16	300,730.61
3/4	300,370.01	3/4	300,445.14	3/4	300,518.98	3/4	300,591.54	3/4	300,662.81	3/4	300,732.78
13/16	300,372.39	13/16	300,447.47	13/16	300,521.27	13/16	300,593.79	13/16	300,665.02	13/16	300,734.96
7/8	300,374.76	7/8	300,449.80	7/8	300,523.57	7/8	300,596.04	7/8	300,667.23	7/8	300,737.13
15/16	300,377.13	15/16	300,452.13	15/16	300,525.86	15/16	300,598.30	15/16	300,669.44	15/16	300,739.30

This chart is Certified for Tank: 16 only. No changes are permissible without the written consent of GAUGE POINT CALIBRATION.

For calibration specification information, see certificate on page 1.

Tank No: 16
GAUGE POINT CALIBRATION
1-800-205-TANK

Red Hill, Pearl Harbor, Hawaii

Issue Date: 06/12/06

Capacities given in barrels of 42 U.S. gallons.

Gauge Height: 256'-07 1/2"

in/in	242 FT	in/in	242 FT	in/in	242 FT	in/in	242 FT	in/in	242 FT	in/in	243 FT
2	300,741.47	4	300,809.98	6	300,877.19	8	300,943.09	10	301,007.67	0	301,070.92
1/16	300,743.62	1/16	300,812.09	1/16	300,879.26	1/16	300,945.11	1/16	301,009.65	1/16	301,072.87
1/8	300,745.77	1/8	300,814.20	1/8	300,881.33	1/8	300,947.14	1/8	301,011.64	1/8	301,074.82
3/16	300,747.92	3/16	300,816.31	3/16	300,883.40	3/16	300,949.17	3/16	301,013.63	3/16	301,076.76
1/4	300,750.07	1/4	300,818.42	1/4	300,885.47	1/4	300,951.20	1/4	301,015.61	1/4	301,078.71
5/16	300,752.23	5/16	300,820.53	5/16	300,887.54	5/16	300,953.23	5/16	301,017.60	5/16	301,080.65
3/8	300,754.38	3/8	300,822.64	3/8	300,889.61	3/8	300,955.26	3/8	301,019.59	3/8	301,082.60
7/16	300,756.53	7/16	300,824.76	7/16	300,891.68	7/16	300,957.28	7/16	301,021.58	7/16	301,084.55
1/2	300,758.68	1/2	300,826.87	1/2	300,893.75	1/2	300,959.31	1/2	301,023.56	1/2	301,086.49
9/16	300,760.83	9/16	300,828.98	9/16	300,895.81	9/16	300,961.34	9/16	301,025.55	9/16	301,088.44
5/8	300,762.98	5/8	300,831.09	5/8	300,897.88	5/8	300,963.37	5/8	301,027.54	5/8	301,090.38
11/16	300,765.13	11/16	300,833.20	11/16	300,899.95	11/16	300,965.40	11/16	301,029.52	11/16	301,092.33
3/4	300,767.28	3/4	300,835.31	3/4	300,902.02	3/4	300,967.43	3/4	301,031.51	3/4	301,094.27
13/16	300,769.44	13/16	300,837.42	13/16	300,904.09	13/16	300,969.46	13/16	301,033.50	13/16	301,096.22
7/8	300,771.59	7/8	300,839.53	7/8	300,906.16	7/8	300,971.48	7/8	301,035.49	7/8	301,098.17
15/16	300,773.74	15/16	300,841.64	15/16	300,908.23	15/16	300,973.51	15/16	301,037.47	15/16	301,100.11
3	300,775.89	5	300,843.75	7	300,910.30	9	300,975.54	11	301,039.46	1	301,102.06
1/16	300,778.02	1/16	300,845.84	1/16	300,912.35	1/16	300,977.55	1/16	301,041.43	1/16	301,103.98
1/8	300,780.15	1/8	300,847.93	1/8	300,914.40	1/8	300,979.56	1/8	301,043.39	1/8	301,105.91
3/16	300,782.28	3/16	300,850.02	3/16	300,916.45	3/16	300,981.56	3/16	301,045.36	3/16	301,107.83
1/4	300,784.41	1/4	300,852.11	1/4	300,918.50	1/4	300,983.57	1/4	301,047.33	1/4	301,109.76
5/16	300,786.54	5/16	300,854.20	5/16	300,920.55	5/16	300,985.58	5/16	301,049.29	5/16	301,111.68
3/8	300,788.67	3/8	300,856.29	3/8	300,922.60	3/8	300,987.59	3/8	301,051.26	3/8	301,113.61
7/16	300,790.80	7/16	300,858.38	7/16	300,924.64	7/16	300,989.60	7/16	301,053.23	7/16	301,115.53
1/2	300,792.94	1/2	300,860.47	1/2	300,926.69	1/2	300,991.60	1/2	301,055.19	1/2	301,117.46
9/16	300,795.07	9/16	300,862.56	9/16	300,928.74	9/16	300,993.61	9/16	301,057.16	9/16	301,119.38
5/8	300,797.20	5/8	300,864.65	5/8	300,930.79	5/8	300,995.62	5/8	301,059.13	5/8	301,121.31
11/16	300,799.33	11/16	300,866.74	11/16	300,932.84	11/16	300,997.63	11/16	301,061.09	11/16	301,123.23
3/4	300,801.46	3/4	300,868.83	3/4	300,934.89	3/4	300,999.63	3/4	301,063.06	3/4	301,125.16
13/16	300,803.59	13/16	300,870.92	13/16	300,936.94	13/16	301,001.64	13/16	301,065.03	13/16	301,127.08
7/8	300,805.72	7/8	300,873.01	7/8	300,938.99	7/8	301,003.65	7/8	301,066.99	7/8	301,129.01
15/16	300,807.85	15/16	300,875.10	15/16	300,941.04	15/16	301,005.66	15/16	301,068.96	15/16	301,130.93

This chart is Certified for Tank: 16 only. No changes are permissible without the written consent of GAUGE POINT CALIBRATION.

For calibration specification information, see certificate on page 1.

Tank No: 16
GAUGE POINT CALIBRATION
1-800-205-TANK

Red Hill, Pearl Harbor, Hawaii

Issue Date: 06/12/06

Capacities given in barrels of 42 U.S. gallons.

Gauge Height: 256'-07 1/2"

in/in	243 FT	in/in	243 FT	in/in	243 FT	in/in	243 FT	in/in	243 FT	in/in	244 FT
2	301,132.86	4	301,193.46	6	301,252.72	8	301,310.65	10	301,367.22	0	301,422.45
1/16	301,134.76	1/16	301,195.32	1/16	301,254.54	1/16	301,312.42	1/16	301,368.96	1/16	301,424.14
1/8	301,136.67	1/8	301,197.18	1/8	301,256.36	1/8	301,314.20	1/8	301,370.69	1/8	301,425.83
3/16	301,138.57	3/16	301,199.05	3/16	301,258.18	3/16	301,315.98	3/16	301,372.43	3/16	301,427.53
1/4	301,140.47	1/4	301,200.91	1/4	301,260.01	1/4	301,317.76	1/4	301,374.17	1/4	301,429.22
5/16	301,142.38	5/16	301,202.77	5/16	301,261.83	5/16	301,319.54	5/16	301,375.90	5/16	301,430.91
3/8	301,144.28	3/8	301,204.63	3/8	301,263.65	3/8	301,321.32	3/8	301,377.64	3/8	301,432.61
7/16	301,146.19	7/16	301,206.50	7/16	301,265.47	7/16	301,323.10	7/16	301,379.38	7/16	301,434.30
1/2	301,148.09	1/2	301,208.36	1/2	301,267.29	1/2	301,324.87	1/2	301,381.11	1/2	301,436.00
9/16	301,150.00	9/16	301,210.22	9/16	301,269.11	9/16	301,326.65	9/16	301,382.85	9/16	301,437.69
5/8	301,151.90	5/8	301,212.08	5/8	301,270.93	5/8	301,328.43	5/8	301,384.58	5/8	301,439.38
11/16	301,153.80	11/16	301,213.95	11/16	301,272.75	11/16	301,330.21	11/16	301,386.32	11/16	301,441.08
3/4	301,155.71	3/4	301,215.81	3/4	301,274.57	3/4	301,331.99	3/4	301,388.06	3/4	301,442.77
13/16	301,157.61	13/16	301,217.67	13/16	301,276.39	13/16	301,333.77	13/16	301,389.79	13/16	301,444.47
7/8	301,159.52	7/8	301,219.53	7/8	301,278.21	7/8	301,335.55	7/8	301,391.53	7/8	301,446.16
15/16	301,161.42	15/16	301,221.40	15/16	301,280.03	15/16	301,337.32	15/16	301,393.27	15/16	301,447.85
3	301,163.32	5	301,223.26	7	301,281.85	9	301,339.10	11	301,395.00	1	301,449.55
1/16	301,165.21	1/16	301,225.10	1/16	301,283.65	1/16	301,340.86	1/16	301,396.72	1/16	301,451.22
1/8	301,167.09	1/8	301,226.94	1/8	301,285.45	1/8	301,342.62	1/8	301,398.43	1/8	301,452.89
3/16	301,168.97	3/16	301,228.78	3/16	301,287.25	3/16	301,344.37	3/16	301,400.15	3/16	301,454.57
1/4	301,170.86	1/4	301,230.62	1/4	301,289.05	1/4	301,346.13	1/4	301,401.86	1/4	301,456.24
5/16	301,172.74	5/16	301,232.47	5/16	301,290.85	5/16	301,347.89	5/16	301,403.58	5/16	301,457.91
3/8	301,174.62	3/8	301,234.31	3/8	301,292.65	3/8	301,349.65	3/8	301,405.29	3/8	301,459.58
7/16	301,176.51	7/16	301,236.15	7/16	301,294.45	7/16	301,351.40	7/16	301,407.01	7/16	301,461.26
1/2	301,178.39	1/2	301,237.99	1/2	301,296.25	1/2	301,353.16	1/2	301,408.72	1/2	301,462.93
9/16	301,180.28	9/16	301,239.83	9/16	301,298.05	9/16	301,354.92	9/16	301,410.44	9/16	301,464.60
5/8	301,182.16	5/8	301,241.67	5/8	301,299.85	5/8	301,356.68	5/8	301,412.15	5/8	301,466.27
11/16	301,184.04	11/16	301,243.52	11/16	301,301.65	11/16	301,358.43	11/16	301,413.87	11/16	301,467.95
3/4	301,185.93	3/4	301,245.36	3/4	301,303.45	3/4	301,360.19	3/4	301,415.58	3/4	301,469.62
13/16	301,187.81	13/16	301,247.20	13/16	301,305.25	13/16	301,361.95	13/16	301,417.30	13/16	301,471.29
7/8	301,189.69	7/8	301,249.04	7/8	301,307.05	7/8	301,363.71	7/8	301,419.01	7/8	301,472.97
15/16	301,191.58	15/16	301,250.88	15/16	301,308.85	15/16	301,365.46	15/16	301,420.73	15/16	301,474.64

This chart is Certified for Tank: 16 only. No changes are permissible without the written consent of GAUGE POINT CALIBRATION.

For calibration specification information, see certificate on page 1.

Tank No: 16
GAUGE POINT CALIBRATION
1-800-205-TANK

Red Hill, Pearl Harbor, Hawaii

Issue Date: 06/12/06

Capacities given in barrels of 42 U.S. gallons.

Gauge Height: 256'-07 1/2"

in/in	244 FT	in/in	244 FT	in/in	244 FT	in/in	244 FT	in/in	244 FT	in/in	245 FT
2	301,476.31	4	301,528.81	6	301,579.95	8	301,629.71	10	301,678.10	0	301,725.10
1/16	301,477.96	1/16	301,530.42	1/16	301,581.52	1/16	301,631.24	1/16	301,679.58	1/16	301,726.53
1/8	301,479.61	1/8	301,532.03	1/8	301,583.08	1/8	301,632.76	1/8	301,681.06	1/8	301,727.97
3/16	301,481.27	3/16	301,533.64	3/16	301,584.65	3/16	301,634.28	3/16	301,682.54	3/16	301,729.41
1/4	301,482.92	1/4	301,535.25	1/4	301,586.21	1/4	301,635.80	1/4	301,684.02	1/4	301,730.84
5/16	301,484.57	5/16	301,536.86	5/16	301,587.78	5/16	301,637.33	5/16	301,685.50	5/16	301,732.28
3/8	301,486.22	3/8	301,538.47	3/8	301,589.35	3/8	301,638.85	3/8	301,686.98	3/8	301,733.72
7/16	301,487.87	7/16	301,540.08	7/16	301,590.91	7/16	301,640.37	7/16	301,688.45	7/16	301,735.15
1/2	301,489.52	1/2	301,541.68	1/2	301,592.48	1/2	301,641.90	1/2	301,689.93	1/2	301,736.59
9/16	301,491.17	9/16	301,543.29	9/16	301,594.04	9/16	301,643.42	9/16	301,691.41	9/16	301,738.03
5/8	301,492.83	5/8	301,544.90	5/8	301,595.61	5/8	301,644.94	5/8	301,692.89	5/8	301,739.46
11/16	301,494.48	11/16	301,546.51	11/16	301,597.17	11/16	301,646.46	11/16	301,694.37	11/16	301,740.90
3/4	301,496.13	3/4	301,548.12	3/4	301,598.74	3/4	301,647.99	3/4	301,695.85	3/4	301,742.33
13/16	301,497.78	13/16	301,549.73	13/16	301,600.31	13/16	301,649.51	13/16	301,697.33	13/16	301,743.77
7/8	301,499.43	7/8	301,551.34	7/8	301,601.87	7/8	301,651.03	7/8	301,698.81	7/8	301,745.21
15/16	301,501.08	15/16	301,552.94	15/16	301,603.44	15/16	301,652.55	15/16	301,700.29	15/16	301,746.64
3	301,502.73	5	301,554.55	7	301,605.00	9	301,654.08	11	301,701.77	1	301,748.08
1/16	301,504.36	1/16	301,556.14	1/16	301,606.55	1/16	301,655.58	1/16	301,703.23	1/16	301,749.49
1/8	301,505.99	1/8	301,557.73	1/8	301,608.09	1/8	301,657.08	1/8	301,704.69	1/8	301,750.91
3/16	301,507.62	3/16	301,559.32	3/16	301,609.64	3/16	301,658.58	3/16	301,706.15	3/16	301,752.32
1/4	301,509.25	1/4	301,560.90	1/4	301,611.18	1/4	301,660.08	1/4	301,707.60	1/4	301,753.74
5/16	301,510.88	5/16	301,562.49	5/16	301,612.73	5/16	301,661.58	5/16	301,709.06	5/16	301,755.15
3/8	301,512.51	3/8	301,564.08	3/8	301,614.27	3/8	301,663.09	3/8	301,710.52	3/8	301,756.57
7/16	301,514.14	7/16	301,565.66	7/16	301,615.81	7/16	301,664.59	7/16	301,711.98	7/16	301,757.98
1/2	301,515.77	1/2	301,567.25	1/2	301,617.36	1/2	301,666.09	1/2	301,713.44	1/2	301,759.40
9/16	301,517.40	9/16	301,568.84	9/16	301,618.90	9/16	301,667.59	9/16	301,714.89	9/16	301,760.81
5/8	301,519.03	5/8	301,570.43	5/8	301,620.45	5/8	301,669.09	5/8	301,716.35	5/8	301,762.22
11/16	301,520.66	11/16	301,572.01	11/16	301,621.99	11/16	301,670.59	11/16	301,717.81	11/16	301,763.64
3/4	301,522.29	3/4	301,573.60	3/4	301,623.54	3/4	301,672.09	3/4	301,719.27	3/4	301,765.05
13/16	301,523.92	13/16	301,575.19	13/16	301,625.08	13/16	301,673.59	13/16	301,720.72	13/16	301,766.47
7/8	301,525.55	7/8	301,576.78	7/8	301,626.62	7/8	301,675.09	7/8	301,722.18	7/8	301,767.88
15/16	301,527.18	15/16	301,578.36	15/16	301,628.17	15/16	301,676.60	15/16	301,723.64	15/16	301,769.30

This chart is Certified for Tank: 16 only. No changes are permissible without the written consent of GAUGE POINT CALIBRATION.

For calibration specification information, see certificate on page 1.

Tank No: 16
GAUGE POINT CALIBRATION
1-800-205-TANK

Red Hill, Pearl Harbor, Hawaii

Issue Date: 06/12/06

Capacities given in barrels of 42 U.S. gallons.

Gauge Height: 256'-07 1/2"

in/in	245 FT	in/in	245 FT	in/in	245 FT	in/in	245 FT	in/in	245 FT	in/in	246 FT
2	301,770.71	4	301,814.93	6	301,857.75	8	301,899.17	10	301,939.17	0	301,977.77
1/16	301,772.10	1/16	301,816.28	1/16	301,859.06	1/16	301,900.43	1/16	301,940.39	1/16	301,978.94
1/8	301,773.50	1/8	301,817.63	1/8	301,860.36	1/8	301,901.69	1/8	301,941.61	1/8	301,980.11
3/16	301,774.89	3/16	301,818.98	3/16	301,861.67	3/16	301,902.95	3/16	301,942.83	3/16	301,981.29
1/4	301,776.28	1/4	301,820.33	1/4	301,862.97	1/4	301,904.21	1/4	301,944.04	1/4	301,982.46
5/16	301,777.68	5/16	301,821.68	5/16	301,864.28	5/16	301,905.47	5/16	301,945.26	5/16	301,983.63
3/8	301,779.07	3/8	301,823.03	3/8	301,865.58	3/8	301,906.73	3/8	301,946.48	3/8	301,984.80
7/16	301,780.46	7/16	301,824.37	7/16	301,866.89	7/16	301,908.00	7/16	301,947.69	7/16	301,985.98
1/2	301,781.85	1/2	301,825.72	1/2	301,868.19	1/2	301,909.26	1/2	301,948.91	1/2	301,987.15
9/16	301,783.25	9/16	301,827.07	9/16	301,869.50	9/16	301,910.52	9/16	301,950.13	9/16	301,988.32
5/8	301,784.64	5/8	301,828.42	5/8	301,870.80	5/8	301,911.78	5/8	301,951.34	5/8	301,989.49
11/16	301,786.03	11/16	301,829.77	11/16	301,872.11	11/16	301,913.04	11/16	301,952.56	11/16	301,990.67
3/4	301,787.42	3/4	301,831.12	3/4	301,873.41	3/4	301,914.30	3/4	301,953.78	3/4	301,991.84
13/16	301,788.82	13/16	301,832.47	13/16	301,874.72	13/16	301,915.56	13/16	301,955.00	13/16	301,993.01
7/8	301,790.21	7/8	301,833.82	7/8	301,876.02	7/8	301,916.82	7/8	301,956.21	7/8	301,994.19
15/16	301,791.60	15/16	301,835.17	15/16	301,877.33	15/16	301,918.09	15/16	301,957.43	15/16	301,995.36
3	301,793.00	5	301,836.52	7	301,878.63	9	301,919.35	11	301,958.65	1	301,996.53
1/16	301,794.37	1/16	301,837.84	1/16	301,879.92	1/16	301,920.59	1/16	301,959.84	1/16	301,997.68
1/8	301,795.74	1/8	301,839.17	1/8	301,881.20	1/8	301,921.83	1/8	301,961.04	1/8	301,998.83
3/16	301,797.11	3/16	301,840.50	3/16	301,882.48	3/16	301,923.06	3/16	301,962.23	3/16	301,999.98
1/4	301,798.48	1/4	301,841.82	1/4	301,883.77	1/4	301,924.30	1/4	301,963.43	1/4	302,001.13
5/16	301,799.85	5/16	301,843.15	5/16	301,885.05	5/16	301,925.54	5/16	301,964.62	5/16	302,002.28
3/8	301,801.22	3/8	301,844.48	3/8	301,886.33	3/8	301,926.78	3/8	301,965.82	3/8	302,003.43
7/16	301,802.59	7/16	301,845.81	7/16	301,887.62	7/16	301,928.02	7/16	301,967.01	7/16	302,004.58
1/2	301,803.96	1/2	301,847.13	1/2	301,888.90	1/2	301,929.26	1/2	301,968.21	1/2	302,005.74
9/16	301,805.33	9/16	301,848.46	9/16	301,890.18	9/16	301,930.50	9/16	301,969.40	9/16	302,006.89
5/8	301,806.70	5/8	301,849.79	5/8	301,891.47	5/8	301,931.74	5/8	301,970.60	5/8	302,008.04
11/16	301,808.08	11/16	301,851.11	11/16	301,892.75	11/16	301,932.98	11/16	301,971.79	11/16	302,009.19
3/4	301,809.45	3/4	301,852.44	3/4	301,894.03	3/4	301,934.22	3/4	301,972.99	3/4	302,010.34
13/16	301,810.82	13/16	301,853.77	13/16	301,895.32	13/16	301,935.46	13/16	301,974.18	13/16	302,011.49
7/8	301,812.19	7/8	301,855.10	7/8	301,896.60	7/8	301,936.70	7/8	301,975.38	7/8	302,012.64
15/16	301,813.56	15/16	301,856.42	15/16	301,897.88	15/16	301,937.93	15/16	301,976.57	15/16	302,013.79

This chart is Certified for Tank: 16 only. No changes are permissible without the written consent of GAUGE POINT CALIBRATION.

For calibration specification information, see certificate on page 1.

Tank No: 16
GAUGE POINT CALIBRATION
1-800-205-TANK

Red Hill, Pearl Harbor, Hawaii

Issue Date: 06/12/06

Capacities given in barrels of 42 U.S. gallons.

Gauge Height: 256'-07 1/2"

in/in	246 FT	in/in	246 FT	in/in	246 FT	in/in	246 FT	in/in	246 FT	in/in	247 FT
2	302,014.94	4	302,050.69	6	302,085.01	8	302,117.89	10	302,149.33	0	302,179.33
1/16	302,016.07	1/16	302,051.77	1/16	302,086.05	1/16	302,118.88	1/16	302,150.28	1/16	302,180.23
1/8	302,017.20	1/8	302,052.86	1/8	302,087.08	1/8	302,119.88	1/8	302,151.23	1/8	302,181.14
3/16	302,018.32	3/16	302,053.94	3/16	302,088.12	3/16	302,120.87	3/16	302,152.18	3/16	302,182.04
1/4	302,019.45	1/4	302,055.02	1/4	302,089.16	1/4	302,121.87	1/4	302,153.13	1/4	302,182.94
5/16	302,020.58	5/16	302,056.11	5/16	302,090.20	5/16	302,122.86	5/16	302,154.08	5/16	302,183.85
3/8	302,021.71	3/8	302,057.19	3/8	302,091.24	3/8	302,123.85	3/8	302,155.02	3/8	302,184.75
7/16	302,022.84	7/16	302,058.27	7/16	302,092.28	7/16	302,124.85	7/16	302,155.97	7/16	302,185.65
1/2	302,023.97	1/2	302,059.36	1/2	302,093.32	1/2	302,125.84	1/2	302,156.92	1/2	302,186.56
9/16	302,025.09	9/16	302,060.44	9/16	302,094.36	9/16	302,126.83	9/16	302,157.87	9/16	302,187.46
5/8	302,026.22	5/8	302,061.52	5/8	302,095.39	5/8	302,127.83	5/8	302,158.82	5/8	302,188.36
11/16	302,027.35	11/16	302,062.61	11/16	302,096.43	11/16	302,128.82	11/16	302,159.77	11/16	302,189.27
3/4	302,028.48	3/4	302,063.69	3/4	302,097.47	3/4	302,129.82	3/4	302,160.72	3/4	302,190.17
13/16	302,029.61	13/16	302,064.78	13/16	302,098.51	13/16	302,130.81	13/16	302,161.67	13/16	302,191.07
7/8	302,030.74	7/8	302,065.86	7/8	302,099.55	7/8	302,131.80	7/8	302,162.61	7/8	302,191.98
15/16	302,031.86	15/16	302,066.94	15/16	302,100.59	15/16	302,132.80	15/16	302,163.56	15/16	302,192.88
3	302,032.99	5	302,068.03	7	302,101.63	9	302,133.79	11	302,164.51	1	302,193.78
1/16	302,034.10	1/16	302,069.09	1/16	302,102.64	1/16	302,134.76	1/16	302,165.44	1/16	302,194.67
1/8	302,035.20	1/8	302,070.15	1/8	302,103.66	1/8	302,135.73	1/8	302,166.36	1/8	302,195.55
3/16	302,036.31	3/16	302,071.21	3/16	302,104.68	3/16	302,136.71	3/16	302,167.29	3/16	302,196.43
1/4	302,037.42	1/4	302,072.27	1/4	302,105.69	1/4	302,137.68	1/4	302,168.22	1/4	302,197.31
5/16	302,038.52	5/16	302,073.33	5/16	302,106.71	5/16	302,138.65	5/16	302,169.14	5/16	302,198.19
3/8	302,039.63	3/8	302,074.39	3/8	302,107.73	3/8	302,139.62	3/8	302,170.07	3/8	302,199.07
7/16	302,040.73	7/16	302,075.46	7/16	302,108.74	7/16	302,140.59	7/16	302,170.99	7/16	302,199.95
1/2	302,041.84	1/2	302,076.52	1/2	302,109.76	1/2	302,141.56	1/2	302,171.92	1/2	302,200.83
9/16	302,042.95	9/16	302,077.58	9/16	302,110.77	9/16	302,142.53	9/16	302,172.85	9/16	302,201.71
5/8	302,044.05	5/8	302,078.64	5/8	302,111.79	5/8	302,143.50	5/8	302,173.77	5/8	302,202.59
11/16	302,045.16	11/16	302,079.70	11/16	302,112.81	11/16	302,144.48	11/16	302,174.70	11/16	302,203.47
3/4	302,046.26	3/4	302,080.76	3/4	302,113.82	3/4	302,145.45	3/4	302,175.63	3/4	302,204.35
13/16	302,047.37	13/16	302,081.82	13/16	302,114.84	13/16	302,146.42	13/16	302,176.55	13/16	302,205.23
7/8	302,048.48	7/8	302,082.88	7/8	302,115.86	7/8	302,147.39	7/8	302,177.48	7/8	302,206.12
15/16	302,049.58	15/16	302,083.95	15/16	302,116.87	15/16	302,148.36	15/16	302,178.40	15/16	302,207.00

This chart is Certified for Tank: 16 only. No changes are permissible without the written consent of GAUGE POINT CALIBRATION.

For calibration specification information, see certificate on page 1.

Tank No: 16
GAUGE POINT CALIBRATION
1-800-205-TANK

Red Hill, Pearl Harbor, Hawaii

Issue Date: 06/12/06

Capacities given in barrels of 42 U.S. gallons.

Gauge Height: 256'-07 1/2"

in/in	247 FT	in/in	247 FT	in/in	247 FT	in/in	247 FT	in/in	247 FT	in/in	248 FT
2	302,207.88	4	302,234.97	6	302,260.60	8	302,284.76	10	302,307.45	0	302,328.67
1/16	302,208.73	1/16	302,235.78	1/16	302,261.36	1/16	302,285.48	1/16	302,308.13	1/16	302,329.30
1/8	302,209.59	1/8	302,236.59	1/8	302,262.13	1/8	302,286.20	1/8	302,308.80	1/8	302,329.93
3/16	302,210.45	3/16	302,237.40	3/16	302,262.90	3/16	302,286.92	3/16	302,309.48	3/16	302,330.55
1/4	302,211.31	1/4	302,238.22	1/4	302,263.66	1/4	302,287.64	1/4	302,310.15	1/4	302,331.18
5/16	302,212.17	5/16	302,239.03	5/16	302,264.43	5/16	302,288.36	5/16	302,310.83	5/16	302,331.81
3/8	302,213.02	3/8	302,239.84	3/8	302,265.20	3/8	302,289.09	3/8	302,311.50	3/8	302,332.44
7/16	302,213.88	7/16	302,240.65	7/16	302,265.96	7/16	302,289.81	7/16	302,312.18	7/16	302,333.07
1/2	302,214.74	1/2	302,241.47	1/2	302,266.73	1/2	302,290.53	1/2	302,312.85	1/2	302,333.70
9/16	302,215.60	9/16	302,242.28	9/16	302,267.50	9/16	302,291.25	9/16	302,313.52	9/16	302,334.32
5/8	302,216.46	5/8	302,243.09	5/8	302,268.26	5/8	302,291.97	5/8	302,314.20	5/8	302,334.95
11/16	302,217.31	11/16	302,243.90	11/16	302,269.03	11/16	302,292.69	11/16	302,314.87	11/16	302,335.58
3/4	302,218.17	3/4	302,244.72	3/4	302,269.80	3/4	302,293.41	3/4	302,315.55	3/4	302,336.21
13/16	302,219.03	13/16	302,245.53	13/16	302,270.56	13/16	302,294.13	13/16	302,316.22	13/16	302,336.84
7/8	302,219.89	7/8	302,246.34	7/8	302,271.33	7/8	302,294.85	7/8	302,316.90	7/8	302,337.47
15/16	302,220.75	15/16	302,247.15	15/16	302,272.10	15/16	302,295.57	15/16	302,317.57	15/16	302,338.09
3	302,221.60	5	302,247.97	7	302,272.86	9	302,296.29	11	302,318.25	1	302,338.72
1/16	302,222.44	1/16	302,248.76	1/16	302,273.61	1/16	302,296.99	1/16	302,318.90	1/16	302,339.33
1/8	302,223.27	1/8	302,249.54	1/8	302,274.35	1/8	302,297.69	1/8	302,319.55	1/8	302,339.93
3/16	302,224.11	3/16	302,250.33	3/16	302,275.09	3/16	302,298.38	3/16	302,320.20	3/16	302,340.54
1/4	302,224.95	1/4	302,251.12	1/4	302,275.84	1/4	302,299.08	1/4	302,320.85	1/4	302,341.14
5/16	302,225.78	5/16	302,251.91	5/16	302,276.58	5/16	302,299.78	5/16	302,321.50	5/16	302,341.75
3/8	302,226.62	3/8	302,252.70	3/8	302,277.32	3/8	302,300.48	3/8	302,322.15	3/8	302,342.35
7/16	302,227.45	7/16	302,253.49	7/16	302,278.07	7/16	302,301.17	7/16	302,322.81	7/16	302,342.96
1/2	302,228.29	1/2	302,254.28	1/2	302,278.81	1/2	302,301.87	1/2	302,323.46	1/2	302,343.56
9/16	302,229.12	9/16	302,255.07	9/16	302,279.56	9/16	302,302.57	9/16	302,324.11	9/16	302,344.17
5/8	302,229.96	5/8	302,255.86	5/8	302,280.30	5/8	302,303.27	5/8	302,324.76	5/8	302,344.77
11/16	302,230.79	11/16	302,256.65	11/16	302,281.04	11/16	302,303.97	11/16	302,325.41	11/16	302,345.38
3/4	302,231.63	3/4	302,257.44	3/4	302,281.79	3/4	302,304.66	3/4	302,326.06	3/4	302,345.98
13/16	302,232.46	13/16	302,258.23	13/16	302,282.53	13/16	302,305.36	13/16	302,326.71	13/16	302,346.59
7/8	302,233.30	7/8	302,259.02	7/8	302,283.27	7/8	302,306.06	7/8	302,327.37	7/8	302,347.19
15/16	302,234.13	15/16	302,259.81	15/16	302,284.02	15/16	302,306.76	15/16	302,328.02	15/16	302,347.80

This chart is Certified for Tank: 16 only. No changes are permissible without the written consent of GAUGE POINT CALIBRATION.

For calibration specification information, see certificate on page 1.

Tank No: 16
GAUGE POINT CALIBRATION
1-800-205-TANK

Red Hill, Pearl Harbor, Hawaii

Issue Date: 06/12/06

Capacities given in barrels of 42 U.S. gallons.

Gauge Height: 256'-07 1/2"

in/in	248 FT	in/in	248 FT	in/in	248 FT	in/in	248 FT	in/in	248 FT	in/in	249 FT
2	302,348.40	4	302,366.65	6	302,383.41	8	302,398.66	10	302,412.42	0	302,424.67
1/16	302,348.99	1/16	302,367.19	1/16	302,383.89	1/16	302,399.10	1/16	302,412.81	1/16	302,425.01
1/8	302,349.57	1/8	302,367.72	1/8	302,384.38	1/8	302,399.55	1/8	302,413.21	1/8	302,425.36
3/16	302,350.15	3/16	302,368.26	3/16	302,384.87	3/16	302,399.99	3/16	302,413.60	3/16	302,425.71
1/4	302,350.73	1/4	302,368.79	1/4	302,385.36	1/4	302,400.43	1/4	302,414.00	1/4	302,426.05
5/16	302,351.31	5/16	302,369.33	5/16	302,385.85	5/16	302,400.87	5/16	302,414.39	5/16	302,426.40
3/8	302,351.89	3/8	302,369.86	3/8	302,386.34	3/8	302,401.31	3/8	302,414.79	3/8	302,426.75
7/16	302,352.48	7/16	302,370.40	7/16	302,386.82	7/16	302,401.75	7/16	302,415.18	7/16	302,427.10
1/2	302,353.06	1/2	302,370.93	1/2	302,387.31	1/2	302,402.20	1/2	302,415.57	1/2	302,427.44
9/16	302,353.64	9/16	302,371.47	9/16	302,387.80	9/16	302,402.64	9/16	302,415.97	9/16	302,427.79
5/8	302,354.22	5/8	302,372.00	5/8	302,388.29	5/8	302,403.08	5/8	302,416.36	5/8	302,428.14
11/16	302,354.80	11/16	302,372.54	11/16	302,388.78	11/16	302,403.52	11/16	302,416.76	11/16	302,428.49
3/4	302,355.39	3/4	302,373.07	3/4	302,389.27	3/4	302,403.96	3/4	302,417.15	3/4	302,428.83
13/16	302,355.97	13/16	302,373.61	13/16	302,389.76	13/16	302,404.40	13/16	302,417.55	13/16	302,429.18
7/8	302,356.55	7/8	302,374.14	7/8	302,390.24	7/8	302,404.85	7/8	302,417.94	7/8	302,429.53
15/16	302,357.13	15/16	302,374.68	15/16	302,390.73	15/16	302,405.29	15/16	302,418.34	15/16	302,429.88
3	302,357.71	5	302,375.21	7	302,391.22	9	302,405.73	11	302,418.73	1	302,430.22
1/16	302,358.27	1/16	302,375.73	1/16	302,391.69	1/16	302,406.15	1/16	302,419.10	1/16	302,430.55
1/8	302,358.83	1/8	302,376.24	1/8	302,392.15	1/8	302,406.56	1/8	302,419.47	1/8	302,430.87
3/16	302,359.39	3/16	302,376.75	3/16	302,392.62	3/16	302,406.98	3/16	302,419.84	3/16	302,431.19
1/4	302,359.95	1/4	302,377.26	1/4	302,393.08	1/4	302,407.40	1/4	302,420.21	1/4	302,431.52
5/16	302,360.51	5/16	302,377.77	5/16	302,393.55	5/16	302,407.82	5/16	302,420.59	5/16	302,431.84
3/8	302,361.06	3/8	302,378.29	3/8	302,394.01	3/8	302,408.24	3/8	302,420.96	3/8	302,432.16
7/16	302,361.62	7/16	302,378.80	7/16	302,394.48	7/16	302,408.66	7/16	302,421.33	7/16	302,432.49
1/2	302,362.18	1/2	302,379.31	1/2	302,394.94	1/2	302,409.07	1/2	302,421.70	1/2	302,432.81
9/16	302,362.74	9/16	302,379.82	9/16	302,395.41	9/16	302,409.49	9/16	302,422.07	9/16	302,433.13
5/8	302,363.30	5/8	302,380.33	5/8	302,395.87	5/8	302,409.91	5/8	302,422.44	5/8	302,433.46
11/16	302,363.86	11/16	302,380.85	11/16	302,396.34	11/16	302,410.33	11/16	302,422.81	11/16	302,433.78
3/4	302,364.42	3/4	302,381.36	3/4	302,396.80	3/4	302,410.75	3/4	302,423.18	3/4	302,434.11
13/16	302,364.97	13/16	302,381.87	13/16	302,397.27	13/16	302,411.16	13/16	302,423.55	13/16	302,434.43
7/8	302,365.53	7/8	302,382.38	7/8	302,397.73	7/8	302,411.58	7/8	302,423.92	7/8	302,434.75
15/16	302,366.09	15/16	302,382.89	15/16	302,398.20	15/16	302,412.00	15/16	302,424.29	15/16	302,435.08

This chart is Certified for Tank: 16 only. No changes are permissible without the written consent of GAUGE POINT CALIBRATION.

For calibration specification information, see certificate on page 1.

Tank No: 16
GAUGE POINT CALIBRATION
1-800-205-TANK

Red Hill, Pearl Harbor, Hawaii

Issue Date: 06/12/06

Capacities given in barrels of 42 U.S. gallons.

Gauge Height: 256'-07 1/2"

in/in	249 FT	in/in	249 FT	in/in	249 FT	in/in	249 FT	in/in	249 FT	in/in	250 FT
2	302,435.40	4	302,444.62	6	302,452.31	8	302,458.48	10		0	
1/16	302,435.70	1/16	302,444.87	1/16	302,452.52	1/16	302,458.63	1/16		1/16	
1/8	302,436.00	1/8	302,445.12	1/8	302,452.72	1/8	302,458.79	1/8		1/8	
3/16	302,436.30	3/16	302,445.37	3/16	302,452.92	3/16	302,458.95	3/16		3/16	
1/4	302,436.60	1/4	302,445.63	1/4	302,453.13	1/4	302,459.10	1/4		1/4	
5/16	302,436.90	5/16	302,445.88	5/16	302,453.33	5/16	302,459.26	5/16		5/16	
3/8	302,437.20	3/8	302,446.13	3/8	302,453.54	3/8	302,459.42	3/8		3/8	
7/16	302,437.50	7/16	302,446.38	7/16	302,453.74	7/16	302,459.57	7/16		7/16	
1/2	302,437.80	1/2	302,446.64	1/2	302,453.95	1/2	302,459.73	1/2		1/2	
9/16	302,438.10	9/16	302,446.89	9/16	302,454.15	9/16	302,459.89	9/16		9/16	
5/8	302,438.40	5/8	302,447.14	5/8	302,454.36	5/8	302,460.04	5/8		5/8	
11/16	302,438.70	11/16	302,447.39	11/16	302,454.56	11/16	302,460.20	11/16		11/16	
3/4	302,439.00	3/4	302,447.65	3/4	302,454.77	3/4	302,460.36	3/4		3/4	
13/16	302,439.30	13/16	302,447.90	13/16	302,454.97	13/16	302,460.51	13/16		13/16	
7/8	302,439.60	7/8	302,448.15	7/8	302,455.18	7/8	302,460.67	7/8		7/8	
15/16	302,439.90	15/16	302,448.40	15/16	302,455.38	15/16	302,460.83	15/16		15/16	
3	302,440.20	5	302,448.65	7	302,455.58	9	302,460.98	11		1	
1/16	302,440.47	1/16	302,448.88	1/16	302,455.77	1/16		1/16		1/16	
1/8	302,440.75	1/8	302,449.11	1/8	302,455.95	1/8		1/8		1/8	
3/16	302,441.03	3/16	302,449.34	3/16	302,456.13	3/16		3/16		3/16	
1/4	302,441.30	1/4	302,449.57	1/4	302,456.31	1/4		1/4		1/4	
5/16	302,441.58	5/16	302,449.80	5/16	302,456.49	5/16		5/16		5/16	
3/8	302,441.86	3/8	302,450.03	3/8	302,456.67	3/8		3/8		3/8	
7/16	302,442.13	7/16	302,450.25	7/16	302,456.85	7/16		7/16		7/16	
1/2	302,442.41	1/2	302,450.48	1/2	302,457.03	1/2		1/2		1/2	
9/16	302,442.68	9/16	302,450.71	9/16	302,457.21	9/16		9/16		9/16	
5/8	302,442.96	5/8	302,450.94	5/8	302,457.39	5/8		5/8		5/8	
11/16	302,443.24	11/16	302,451.17	11/16	302,457.57	11/16		11/16		11/16	
3/4	302,443.51	3/4	302,451.40	3/4	302,457.75	3/4		3/4		3/4	
13/16	302,443.79	13/16	302,451.62	13/16	302,457.93	13/16		13/16		13/16	
7/8	302,444.06	7/8	302,451.85	7/8	302,458.11	7/8		7/8		7/8	
15/16	302,444.34	15/16	302,452.08	15/16	302,458.29	15/16		15/16		15/16	

This chart is Certified for Tank: 16 only. No changes are permissible without the written consent of GAUGE POINT CALIBRATION.

For calibration specification information, see certificate on page 1.

Tank No: 16
GAUGE POINT CALIBRATION
1-800-205-TANK